

ADMINISTRATION REPORT
OF THE
MUNICIPAL COMMISSIONER
FOR THE
CITY OF BOMBAY
FOR THE YEAR 1932-33.

BOMBAY:
THE TIMES OF INDIA PRESS.

1933.

ADMINISTRATION REPORT
OF THE
MUNICIPAL COMMISSIONER
FOR THE
CITY OF BOMBAY
FOR THE YEAR 1932-33.



SERVANTS OF INDIA SOCIETY'S
BRANCH LIBRARY
BOMBAY

BOMBAY:
THE TIMES OF INDIA PRESS

1933:

CONTENTS.

PART I.

	PAGE.
STANDING COMMITTEE'S "REVIEW" OF THE REPORT.....	i to v
COMMISSIONER'S REPORT.....	1-17
Accompaniments.	
1. FINANCIAL ... Report of the Chief Accountant, with Appendices ...	21-136
2. REVENUE ... { Report of the Assessor and Collector... ..	137-146
... { Report of the Town Duty Officer	147-149
... { Report of the City Engineer	151-195
... { <i>Architectural</i> :—	
... { Repairs to Municipal Buildings and Plague Measures	151
... { Municipal Building Construction	151-152
... { <i>Buildings</i> :—	
... { Private Building Construction (including set-backs)	153-158
... { <i>Land Acquisition and Management</i> :—	
... { Schemes—Overbridges, Roads, &c.	159-168
... { <i>Mechanical</i> :—	
... { Workshops	169-170
... { Pumping and Compressor Stations	170-173
... { Inspection of Factories	173
... { <i>Works</i> :—	
... { (i) <i>Construction</i> :—	
... { Roads and Drains (New Works)	173-178
... { Asphalt Plant	179-181
... { Improvement of Private Streets	181-182
... { (ii) <i>Maintenance</i> :—	
... { Repairs to Drains and Sewers	182-185
... { Do. to Roads... ..	185-187
... { Footpaths	188
... { Tramways	189
... { Road Material	190-191
... { Public Lighting	192-194
... { Disposal of Town Refuse	195
3. PUBLIC WORKS ... { Report of the Hydraulic Engineer	197-203
4. WATER WORKS ... { Report of the Chief Officer	205-210
5. FIRE BRIGADE ... { Report of the Superintendent	211-216
6. GARDENS... ..	
7. VICTORIA AND ALBERT MUSEUM. Report of the Curator	217-220
8. GENERAL STORES... Report of the Storekeeper	221-224
9. LICENSES	
10. MARKETS	
11. K. E. M. HOSPITAL & G. S. M. COLLEGE. Report of the Dean	225-231
12. EDUCATION	
13. AUDIT	
14. PUBLIC HEALTH... { Report of the Superintendent	233-238
... { Health Officer's Report	239-277
... { Report of the Medical Officer-in-Charge, Arthur Road Hospital	279-361
... { Report of the Medical Officer-in-Charge, Maratha Hospital	363-396
... { Report of the Municipal Analyst	
... { Report of the Superintendent of Vaccination	
... { Vital Statistics of Health Officer's Report	
... { Summary of Sanitary Inspections	
... { Table showing Meteorological Data... ..	

PART II.

14. PUBLIC HEALTH... { Health Officer's Report	1-42
... { Report of the Medical Officer-in-Charge, Arthur Road Hospital	45-51
... { Report of the Medical Officer-in-Charge, Maratha Hospital	52-55
... { Report of the Municipal Analyst	56-64
... { Report of the Superintendent of Vaccination	65-66
... { Vital Statistics of Health Officer's Report	67-106
... { Summary of Sanitary Inspections	107
... { Table showing Meteorological Data... ..	108

Administration Report of the Municipal Commissioner for the City of Bombay for the year 1932-33.

I.—CORPORATION AND STANDING COMMITTEE.

CORPORATION.

Mr. V. N. Chandavarkar, B.A. (Cantab.), Bar-at-Law, J.P., was elected Mayor of the Corporation on the 7th April 1932 and held that office throughout the year.

2. One hundred and seven meetings of the Corporation, including nine Special and Adjourned Special meetings, one hundred and sixty-four meetings of the Committees other than the Standing Committee, and seventy-six meetings of their Sub-Committees were held.

3. The changes that took place during the year in the personnel of the Corporation were as follows :—

Mr. Jethmal Narandas Topan ceased to be a Councillor under Section 17(a) of the Municipal Act from the 12th October 1932, and in his place Mr. Soonderdas Morarji was elected by the ratepayers of C Ward on the 20th December 1932.

Mr. Vithaldas D. Kanji resigned his seat from the 8th November 1932 and in his place Mr. Govindlal Shivilal Motilal was elected by the Indian Merchants' Chamber on the 3rd January 1933.

Mr. F. W. Petch resigned his seat from the 4th January 1933 and in his place Mr. Ishwardas Lakhmidas, J.P., was appointed by Government on the 25th February 1933.

Sir Vasantao Anandrao Dabholkar, Kt., C.B.E., died on the 14th February 1933 and in his place Mr. Mangeshrao Anandrao Dabholkar, J.P., was appointed by Government on the 28th February 1933.

Dr. Accacio G. Viegas, L.M. & S., J.P., died on the 21st February 1933 and Mr. D. S. Babrekar, B.A., LL.B., was elected by the ratepayers of D Ward on the 24th March 1933.

Sir Dinshaw M. Petit, Bart., J.P., died on the 29th March 1933.

4. The following Councillors were absent from the meetings of the Corporation for the period shown against their names either due to illness or other causes approved by the Corporation under Section 17(b) of the Municipal Act :—

Name.	Period.
Mr. Abdul Latif Curtay, J.P.	From 1st April to 23rd June 1932.
Mr. Ardeshir P. Sabavala, B.A., Bar-at-Law.	From 25th July 1932 to 23rd January 1933.
Mr. Chimanlal Manchubhai	From 22nd August to 17th November 1932.
Sir Dinshaw M. Petit, Bart., J.P.	From 11th April to 8th December 1932.
Mr. Gustadji D. Billimoria	From 7th July to 5th December 1932.
Mr. Haji Ali Mahomed Jalaluddin, J.P.	From 1st April to 12th May 1932.
Mr. Jethmal Narandas Topan	From 25th July to 29th September 1932.
Mrs. Khadija Shuffi Tyabji, J.P.	From 14th November 1932 to 31st March 1933.
Mr. F. W. Petch	From 12th May to 28th November 1932.
Mr. P. J. Marzban, C.I.E., M.A., J.P.	From 5th October 1932 to 31st March 1933.
Prof. Sohrab R. Davar, Bar-at-Law, J.P.	From 1st April to 30th June 1932.
Mr. Sultan Ali M. Chinoy, J.P.	From 30th June to 29th September 1932.
Sir Vasantao Anandrao Dabholkar, Kt., C.B.E.	From 19th December 1932 to 14th February 1933.
Dr. Accacio G. Viegas, L. M. & S., J.P.	From 1st October 1932 to 21st February 1933.
Mr. Y. G. Pandit	From 10th November 1932 to 20th March 1933.

STANDING COMMITTEE.

5. Dr. Poonsey Hirji Meisheri, F.C.P.S., L.M.&S., J.P., was elected Chairman of the Standing Committee on the 22nd April 1932 and held the office throughout the year.

6. There were fifty-two regular and twenty-one special Meetings of the Standing Committee and forty-five meetings of Sub-Committees.

7. There were forty-nine attendances of Members for audit of Municipal accounts and ninety-nine for signing cheques.

8. The following is the List of Councillors who held office on the 31st March 1933 :—

V. N. CHANDAVARKAR, Mr., B.A. (Cantab.), BAR-AT-LAW, MAYOR.	MAHOMEDBHAI ABDULLABHAI MOONIM, Mr.
POONSEY H. MEISHERI, DR., F.C.P.S., L.M.&S., Chairman, Standing Committee.	MAHOMED SULEMAN MITHA, Mr., M.L.C.
V. G. RAO, PROF., B.A., LL.B. (Cantab.), BAR-AT-LAW, O.A., Chairman, Schools Committee.	MALINIBAI B. SUKTHANKAR, DR. MRS., M.B.B.S.
ABDUL LATIF CURTAY, Mr.	M. A. KARANJAWALA, Mr., M.A., LL.B.
A. R. DINTIMKAR, Mr.	M. N. BALSARA, DR., L.M. & S., D.P.B. (Cantab.).
C. W. E. ARBUTHNOT, Mr., C.I.E., B.E.C. B.A. (R.U.I.), M.L.C.	M. V. MEHTA, DR., O.B.E., B.A., F.R.C.P., F.C.P.S.
A. P. SABAVALA, Mr., B.A., BAR-AT-LAW.	MANGESHRAO A. DABHOLKAR, Mr., J.P.
E. T. DESAI, Mr., B.A., LL.B.	MANIBEN L. KARA, Miss.
B. N. GAMUDIA, Mr., B.A.	M. N. TALPADE, Mr., B.A., LL.B.
B. G. PARELKAR, Mr.	M. L. DAHANUKAR, Mr.
BYRAMJEE JEEJEEBHOY, SIR, KT.	MOHAMED EBRAHIM SERANG, Mr.
CHIMANLAL MANCHUBHAI, Mr.	MOHAMED I. CURTAY, KHAN BAHADUR.
J. A. COLLACO, DR., L.M.&S., M.L.C.	M. M. KILLEDAR, Mr.
COOVERJI JETHABHAI SHAH, Mr.	MOHAMED UMER ABDOOL RASUL, Mr.
D. G. DALVI, Mr., M.A., LL.B.	MOHAMED UMER RAJAB, Mr.
D. S. BABREKAR, Mr., B.A., LL.B.	MOHAMEDALLY ALLABUX, Mr.
D. S. TYEBJEE, Mr.	M. M. DESAI, Mr., B.A., LL.B.
JOS. ALBAN D'SOUZA, CAPT., B.A., L.M. & S., I.M.S., M.L.C.	M. C. JAVIE, Dr.
DOSTMAHOMED G. KHAIRAZ, Mr.	M. V. DONDE, Mr., B.A.
E. R. HIRJIBEHEDIN, Mr.	E. MOSES, DR., M.D.
ALWYN EZRA, Mr., F.R.G.S., F.Z.S.	M. B. VELKAR, DR., L.M.&S.
G. I. GRIFFITHS, Mr.	M. J. DANDEKAR, Mr.
G. V. DESHMUKH, DR., M.D. (Lond.), F.B.C.S. (Eng.).	NANABHAI LUXUMON, Mr.
GORDHANDAS GOCULDAS MORARJI, Mr.	MEYER NISSIM, Mr., M.A.
GOVINDLAL SHIVLAL MOTILAL, RAJA BAHADUR.	N. M. KALE, Mr., B.A., LL.B., S.T.C.D.
GULAM HUSEIN ALIBHAI SINGLE, Mr.	N. M. DUMASIA, Mr., M.L.A.
G. D. BILLIMORIA, Mr.	P. J. MARZBAN, Mr., C.I.E., M.A.
HAJI ALIMAHOMED JALALUDDIN, Mr.	PHIROZE C. SETHNA, THE HON'BLE SIR, KT., O.B.E.
HAJI HASHAM IBRAHIM, Mr.	PUNJABHAI THACKERSEY, Mr.
HAJI SHAIK MEHERBAKSH HAJI KADAR-BAKSH, KHAN BAHADUR, M.L.C.	P. G. SOLANKI, DR., L.M. & S., M.L.C.
HARILAL J. VORA, Mr.	RAJARAM K. VAIDYA, Mr., B.A.
HARON TARMAHOMED NOORANI, Mr.	RAMCHANDRA A. GOLE, Mr.
HOOSEINBHOY A. LALLJEE, Mr.	RAMCHANDRA M. BHAT, Mr., C.B.E.
HOOSENALLY M. RAHIMTOOLA, Mr., B.A., M.L.C.	R. S. ASAVALE, RAO BAHADUR, M.L.C.
HUSEIN ABUBAKAR BAIGMAHOMED, Mr.	RAMJI BHARMAL SHAH, Mr.
H. M. CHOWNA, Mr.	S. G. KENI, Mr.
H. P. MODY, Mr., M.A., LL.B., M.L.A.	S. C. JOSHI, Mr., M.A., LL.B.
ISHWARDAS LAKHMIDAS, Mr., J.P.	S. K. BARODAWALLA, Mr.
ISMAIL MAHOMED JAFFER, Mr.	SAYAJI BHUMAJI AWAR, Mr., M.A., LL.B.
JAFFERBHOY A. LALLJEE, Mr.	SHANKAR SAMBHAJI GANGLA, Mr., B.A.
JAGMOHANDAS K. MODI, Mr., B.A.	S. K. NARIULLAH, Mr., B.A., LL.B.
JAMNADAS M. MEHTA, Mr., M.A., LL.B., BAR-AT-LAW.	SHANTABAI DAUNDKAR, Miss, B.A.
J. N. CHOKSY, DR., M.B.B.S.	W. R. S. SHARPE, Mr., M.Inst.T.
J. B. BOMON-BEHRAM, Mr., B.A., LL.B.	SHIVDAS C. THAKKAR, Mr.
KANJI DWARKADAS, Mr., M.A.	SITARAM BHAURAM KENY, Mr.
KARMALI IBRAHIM, KHAN SAHEB.	S. K. BOLE, RAO BAHADUR, M.L.C.
K. E. DADACHANJI, DR., L. M. & S.	A. SOARES, Mr., M.A., LL.B.
KHADAJA SHUFI TYABJI, Mrs.	SORAB P. MEHTA, DR., B.A., L.M.&S.
KHURSHED J. J. CURSETJI, DR., B.A., M.B.B.S., B. Hy., M.R.C.S. (Eng.), L.B.C.P. (Lond.).	SOHRAB R. DAVAR, PROF., BAR-AT-LAW.
PATRICK A. KELLY, SIR, KT., C.I.E.	SOONDERDAS MORARJI, Mr.
K. H. GOREGAOKER, Mr., B.A., LL.B.	SULTAN M. CHINYOY, Mr.
L. G. PRADHAN, Mr., B.A., LL.B.	SYED MUNAWAR, Mr., B.A., M.L.C.
L. R. TAIRSEE, Mr.	VASANT S. VELINKAR, Mr., B.A., BAR-AT-LAW.
MAHOMEDBHOY IBRAHIMBHAIR ROWJEE, Mr.	V. N. VEDAK, Mr., B.A., LL.B.
	VITHALDAS D. GOVINDJEE, Mr.
	C. P. G. WADE, Mr.
	Y. G. PANDIT, Mr.

MEMBERS OF THE STANDING COMMITTEE FOR 1932-33.

POONSEY H. MEISHERI, DR., Chairman.

C. W. E. ARBUTHNOT, Mr., C.I.E.	L. R. TAIRSEE, Mr.
A. P. SABAVALA, Mr.	M. A. KARANJAWALA, Mr.
J. A. COLLACO, DR.	M. N. BALSARA, DR.
JOS. ALBAN D'SOUZA, CAPT., I.M.S.	R. M. BHAT, Mr., C.B.E.
G. I. GRIFFITHS, Mr.	SORAB P. MEHTA, DR.
HOOSENALLY M. RAHIMTOOLA, Mr.	V. G. RAO, PROF.
JAFFERBHOY A. LALLJEE, Mr.	V. D. GOVINDJEE, Mr.
PATRICK A. KELLY, SIR, KT., C.I.E.	

Review by the Standing Committee of the Administration Report of the Municipal Commissioner for the City of Bombay for the Year 1932-33.

Mr. V. N. Chandavarkar, B.A. (Cantab.), Bar-at-Law, J.P., was the Mayor of the Corporation and Dr. Poonsey H. Meisheri, F.C.P.S., L.M. & S., J.P., was the Chairman of the Standing Committee during the year.

During the year, the Corporation had to mourn the loss of three of their esteemed colleagues, viz. Sir Vasant Rao Anandrao Dabholkar, Kt., C.B.E., Dr. Accacio G. Viegas and Sir Dinshaw Petit, Bart.

2. Mr. H. K. Kirpalani, M.A., I.C.S., held the office of the Municipal Commissioner throughout the year.

3. The continuance of economic ^{and} trade depression during the year resulted in the Budget calculations being upset beyond expectations. Although the rates of taxation continued to be the same as those of the preceding year, the actual income of Rs. 3,00,02,381 fell short of the original estimate by Rs. 28,12,611 and of the actuals of the previous year by Rs. 19,11,795. The actual expenditure of Rs. 3,21,69,117 was also Rs. 6,23,977 less than the original estimate and Rs. 1,59,612 less than the expenditure of the preceding year. There was thus a deficit of Rs. 21,66,736 at the end of the year in lieu of an estimated surplus of Rs. 21,898. This deficit is the highest ever recorded since the year 1866 and following the preceding two years' successive deficits forms a most disquieting feature of the year. On account of the deficit the Surplus Cash Balance which inclusive of the minimum required by law stood at Rs. 33,54,122 on 31st March 1932 dwindled down to Rs. 17,06,074 on 31st March 1933. It is, however, some consolation that the net debt per head of population came down from Rs. 124-6-2 in the previous year to Rs. 121-7-7 in the year under review. Despite the continuance of the same rates of taxation for the last several years and an increase in the number of properties assessed in the City during the year the incidence of taxation per head of population came down from Rs. 23-2-0 in the preceding 12 months to Rs. 22-2-9. This lowering of the incidence was due to a further fall in the rateable values of the properties from the previous year. The successive falls in the rateable values of properties, the recurring deficits in the yearly financial transactions and the continuous depletion of the Surplus Cash Balance for 3 consecutive years are factors which point to the immediate need of reviewing the financial situation of the Municipality and of taking steps to improve the same.

4. A scrutiny of the details of income printed in Appendix No. 3 to the Chief Accountant's Report shows that the items which mainly contributed to the fall in revenue as compared with income of the previous year were (1) General Tax; (2) Interest on Investments; (3) Government contribution towards Primary Education; (4) Street Cleansing and Conservancy, Road Watering and Halalkhore Tax and (5) Extraordinary Receipts. The income from the General Tax shows a decrease of Rs. 8,94,497. The principal parties responsible for the decrease were Port Trust (Rs. 1,60,438), Mills (Rs. 5,78,695) and the G. I. P. Railway (Rs. 2,09,336). The decrease of receipts from the Port Trust was due to the fact that the actuals for 1931-32 were swelled by the receipt of arrears of the previous year; that from the Mills to the refund of excess amounts paid by them provisionally in the previous year according to revised valuations which were subsequently reduced in accordance with the Arbitrators' award; and that from the G. I. P. Railway to the revised valuations being under dispute. As against this decrease, there were increases in the receipts from the General Tax of Rs. 63,823

from the B. B. & C. I. Railway and Rs. 87,495 from the Public. Under the head Interest and Profit on investments of Surplus Loan and other Balances there was a decrease of Rs. 4,18,922 due to lower rates of interest earned on the invested balances. Government contributed Rs. 1,75,683 less than in the preceding year towards the expenditure on Primary Education owing to the imposition of an increased cut in the Grant-in-Aid. The fall of Rs. 1,89,399 under Street Cleansing and Conservancy, Road Watering and Halalkhore Tax was counterbalanced by an increased income of Rs. 15,137 from Miscellaneous Receipts under the same head. There was also a fall of Rs. 6,48,457 in the income under the head Extraordinary Receipts as there was no diversion of any amount from any of the Special Funds to Revenue during the year. Against these decreases there was a noteworthy increase of Rs. 4,68,676 in the receipts from sale proceeds of surplus land.

5. The increases in expenditure during the year as compared with the actuals of the preceding year totalled Rs. 9,11,687 and the decreases aggregated Rs. 10,71,299 with the result that there was a net decrease of Rs. 1,59,612 in the expenditure of the year. The main factors which contributed to the increase in expenditure were (1) Contribution to the Schools Committee—Rs. 1,27,750; (2) Debt Charges—Rs. 1,01,608 and (3) Contribution to the Pension and Provident Fund, etc.—Rs. 1,16,223. These increases were counterbalanced by decreases in expenditure of Rs. 1,15,358 under General Superintendence, Rs. 1,03,514 under Water Works, Rs. 27,463 under Medical Relief and Education, Rs. 1,14,028 under Street Cleansing, etc., Rs. 56,634 under Mechanical, Rs. 47,707 under Markets and Rs. 40,489 under the other heads. The appointment of the Legal Assistant made for the first time during the year, besides affording a great convenience to the Departments in obtaining prompt legal advice, has resulted in preventing the law charges from mounting higher.

6. The total net demand in respect of Property Taxes and Wheel Tax amounted to Rs. 2,77,56,836 against Rs. 2,79,05,122 for the preceding year, while the collections and outstandings aggregated Rs. 2,51,84,459 and Rs. 25,72,376, respectively, against Rs. 2,25,29,291 and Rs. 53,75,831 for the year previous. Though the aggregate demand in respect of the taxes fell short of that of the preceding year by Rs. 1,48,286, the actual collections exceeded those of the previous year by Rs. 26,55,168, while the outstandings decreased by Rs. 28,03,455. It is satisfactory to note that these outstandings were further reduced by about Rs. 13 lacs by 1st July 1933.

7. The total net rateable value of properties during the year amounted to Rs. 12,97,33,261 against Rs. 13,18,35,939 in the preceding year and Rs. 13,15,26,397 in the year 1930-31, showing an aggregate fall of Rs. 52,93,136 in two years. This fall in the rateable value of properties in spite of an increase in two years in their number from 36,121 in 1930-31 to 36,551 in 1931-32 and to 36,872 in 1932-33 indicates the extent to which the economic depression has affected the rents of properties in the City during this short period.

8. Owing to the occurrence of five riots in the City from 1929 to 1932, the Municipality were called upon by Government during the year to collect the Riot Tax. This additional work involved the issue of 25,292 bills for Rs. 7,76,802, but the actual collection amounted to Rs. 2,53,626. The question of compensating the Municipality for this additional work is still pending with Government.

9. Although the demand of Rs. 14½ lacs made by the Departments for Loan Works was cut down to Rs. 13½ lacs in the revised estimates, the actual expenditure booked amounted to even less than 9½ lacs, i.e. 31 per cent. less than the revised estimates. No explanation has been

given as to why the provision made in the Revised Estimates could not be fully availed of. The undesirability of asking for provision in excess of what can be spent during the year has been emphasised in these reviews year after year. It is hoped that greater care and caution would be exercised by the Departments in making their demands in future.

10. The loan liabilities were reduced from Rs. 17,72,55,245 to Rs. 17,09,24,526 during the year, due to repayments of Rs. 72,55,013, made to Government and the public and of Rs. 25,706 to the Plant and Machinery Depreciation Fund. A provision of Rs. 16,00,000 loan was made in the Budget for capital works during the year, but owing to savings accrued on the completed works, a loan of Rs. 13,00,000 was considered sufficient. No loan was, however, raised, but on the suggestion of the Commissioner an advance of Rs. 13 lacs was sanctioned by the Corporation from the Special Funds repayable with interest at 4½ per cent. by 20 equated annual instalments. The amount of advance actually taken from the Special Funds during the year was, however, only Rs. 9½ lacs and this amount was utilized for completing the works that were in progress and for carrying out only those works which were urgently required for the health and sanitation of the City.

11. Though building materials and labour continued to be cheap during the year under review, the Municipal Building activities were restricted owing to financial stringency and only important works such as a school building at Nalbundkiwady, the Air Compressor Stations at the Victoria Gardens and Tulsi Pipe Line, and a Museum at the Seth Gordhandas Sunderdas Medical College were carried out during the year at an aggregate cost of about Rs. 2 lacs. The road improvement programme was, however, carried out as in the preceding year. The number of applications received during the year for the erection of new private buildings and for alterations to existing ones was 2,992 against 2,570 in the preceding year and was the highest number recorded during the last quinquennium.

12. In paragraph 99 of his report, the City Engineer gives comparative figures of the working of the Workshops during the three years 1930-31, 1931-32 and 1932-33 showing that during those years the turnover amounted to Rs. 2,83,547, Rs. 2,39,085 and Rs. 2,12,758, respectively, and the loss amounted to Rs. 36,649, Rs. 19,663 and Rs. 5,533, respectively. From these figures it appears that the turnover has gradually diminished year by year causing continuous loss every year. Although with a view to enabling the Workshops to balance their budget in the year under review the supervision charges were fixed at 70 per cent. throughout the year, the loss amounted to Rs. 5,533 against Rs. 19,663 in the preceding year. In view of the continuous loss entailed in the working of the Workshops it has been now decided that the cost of the supervising staff and all other incidental charges such as power, contingencies, repairs, etc., should be debited to the Revenue Budget every year, only a nominal charge of 3½ per cent. being levied on the jobs, and the Commissioner has been requested to issue orders to the Heads of all Departments to send all their work for repairs, etc., to the Municipal Workshops so that besides getting good quality of material and workmanship from the shops, the shop charges though apparently high might prove economical in the long run owing to the longer life of the articles supplied by the Workshops. It is hoped that this new scheme will increase the turnover of the Workshops and result in the reduction of the overhead charges.

13. In their past reviews the Standing Committee have repeatedly suggested that a proper and complete register of Municipal properties should be maintained and kept up-to-date. Some years ago this important work was actually taken in hand and continued for some time. It is not understood why it was abandoned before completion. The Commissioner states that the work could not be taken in

hand in the year under review for want of adequate staff and that the question of engaging a special staff for the purpose is under his consideration. In view of the amalgamation of the Improvement Trust with the Municipality and the large number of properties now owned by the Municipality, the urgency of taking the work in hand forthwith and bringing it up-to-date from year to year can hardly be sufficiently emphasised.

14. The total receipts of the Market Department amounted to Rs. 11,34,395 against Rs. 11,52,231 in the preceding year. The decrease of

Markets. Rs. 17,836 was mainly due to a large decrease in the slaughter fees. This decrease was, however, counterbalanced to some extent by an increase in the squatters' fees from the different Municipal markets. The net receipts from the Municipal markets amounted to Rs. 3,45,568 as against Rs. 3,57,118 in the preceding year, showing a fall of Rs. 11,550 due to vacancies of stalls owing partly to trade depression and partly to competition from the increasing number of street hawkers and squatters outside the markets.

15. The continuous satisfactory condition of the general health of the City bespeaks the efficiency of the Public Health organization of the City. The outstanding feature of the year was the excess of births over deaths for the second time since 1866. The number of live births registered was 28,894 and is the highest on record. The number of deaths that took place in the City was 22,856. There was thus an excess of 6,038 births over deaths. The highest birth rate and death rate were among the poorer class of Hindus and the lowest among the Europeans. The total number of deaths amongst infants under 1 year was 6,298. The infant mortality rate was 218 per 1,000 and was the lowest on record. Plague accounted for 37 deaths against 24 in the preceding year and Cholera 7 against 80. The mortality from Cholera was the lowest on record. Small-pox accounted for 313 deaths against 31 in the preceding year. This was the only disquieting feature of the year. The mortality from Malaria fell down from 131 to 76 during the year. The incidence of Malaria is however not reflected so much in the number of deaths as in the number of attacks. The number of patients treated for Malaria in the Municipal and other medical institutions was 19,523 against 24,742 in the previous year. These figures show that there is some improvement in the incidence of Malaria due to preventive measures adopted by the Municipality.

16. The Municipal Hospitals, Dispensaries and Maternity Homes continued **Hospitals and Dispensaries.** to be popular. On an average 6 more patients per day in excess of the schedule number, viz. 354 beds, were accommodated in the King Edward Memorial Hospital during the year against 20 in the preceding year. The average cost per in-patient per day was Rs. 3-4-5 and that per out-patient Re. 0-8-3 against Rs. 3-1-4 and Re. 0-7-9, respectively, in the preceding year. This slight increase in the average cost was due to the fall in the number of patients during the period of riots. The arrangement of transferring from the King Edward Memorial Hospital unclaimed patients, who had reached the stage of discharge, to the Helpless Beggars' Relief Committee's Camp at Rowli Hill, Matunga, was continued during the year and helped in relieving the congestion of patients in the Hospital. The number of patients thus transferred during the year was 72. The number of cases confined in the Municipal Maternity Homes was 3,515 against 3,346 in the preceding year. It is gratifying to note that out of 30,914 births registered in the City during the year, 19,633 or 63.51 per cent. took place in the Municipal and other Maternity Homes in the City.

17. The year under review was an eventful one so far as the activities of the **Fire Brigade.** Fire Brigade were concerned. The number of calls answered by the Brigade was 715 against 459 in the previous year. This is the highest number on record in the history of the Brigade and is accounted for by the widespread incendiarism that took place owing to riots in the months of May, June and July. The Brigade Staff had to pass through a most strenuous time during these months but they fully rose to the occasion. It is a

pleasure to note that the splendid work done by the Brigade during the period of riots was appreciated both by Government and the public, the former of whom awarded the Indian Police Medals to one Officer and two tindals for saving the lives of 5 persons from a burning house at Kazi Sayed Street.

18. The progress in primary education continued to be satisfactory during the year. In spite of a slight setback in the earlier months of the year owing to communal riots, the number of pupils on rolls in Municipal schools rose from 61,196 at the commencement of the year to 62,348 at the end of the year, while the average cost per pupil fell from Rs. 48.3 to Rs. 46.6 during the same period and is the lowest since the year 1920-21. In their reviews of the preceding two years, the Standing Committee had pointed out that the average cost per pupil worked out on the number of pupils on rolls on the last day of the year did not give a correct idea of the cost inasmuch as there was an appreciable divergence between the number of pupils on rolls and of those who actually attended schools, and had requested the Schools Committee to work out the cost per pupil both on the number of pupils on rolls on the last day of the year as well as on the number of pupils who attended the schools and availed themselves of the education imparted therein during the currency of the year. The Schools Committee have accordingly reported that the average cost per pupil who attended the Municipal Schools during the year was Rs. 49.2 which is much in excess of that per pupil on rolls. The Aided Schools show a parallel progress. The number of boys attending these schools increased from 18,897 to 19,159. The average cost per pupil who attended these schools was Rs. 43.4 against Rs. 49.2 in the Municipal Schools. The scheme for the introduction of free and compulsory primary education in F and G Wards suffered a slight set-back in the first quarter of the year owing to riots and the census of children of school-going age taken soon after the riots revealed that there were 4,762 children of compulsory age who were still out of school. At the end of the year this number was however reduced to 2,654. The total amount available for expenditure during the year to the Schools Committee including the net grant of Rs. 31,30,203 made by the Corporation amounted to Rs. 31,75,911 while the actual expenditure amounted to Rs. 30,95,345, showing a saving of Rs. 80,566. This large saving was brought about partly by the introduction of the Shift System and partly by the earnest efforts made by the Committee to effect economies in their expenditure on furniture, contingencies, rents, etc. It is hoped that in view of the growing number of pupils and the acute financial stringency of the Corporation, the future Committees will make similar efforts to effect economies in their expenditure.

19. The Municipal Auditors' report shows as usual a careful scrutiny of the Municipal accounts. In their report the Auditors have made certain observations regarding certain financial transactions made during the year, without first reporting their objections thereto to the Standing Committee as required by Section 137 of the Municipal Act and awaiting the decision of the Committee thereon. The Committee are of opinion that the Auditors should in future bring such matters separately to the notice of the Committee and not merely mention them in their annual report.

20. In conclusion the Standing Committee desire to express their high appreciation of the very able and valuable services rendered by Mr. H. K. Kirpalani whose high administrative ability and financial acumen have been of great help to the Committee.

MUNICIPAL CORPORATION OFFICE,

BOMBAY, 19th January 1934.

JAFFERBHOY A. LALLJEE,

Chairman, Standing Committee.

MEMBERS OF THE SCHOOLS COMMITTEE FOR 1932-33.

V. G. RAO, PROF. B.A., LL.B. (Cantab.), BAR-AT-LAW., O.A., J.P., (Chairman).

ABDUL LATIF CURTAY, MR., J.P.
BACHUBAI R. LOTEWALA, MISS.
CASSUMALLY J. RAHIMTOOLA, MR.

HAJI HASHAM IBRAHIM, MR.
KHADIJA SHUFFI TYABJI, MRS., J.P.
KHURSHED J. J. CURSETJI, DR., B.A., M.B.B.S.,
B.Hy., M.B.C.S. (Eng.), L.R.C.P. (London).

MAHOMED MUSA KILLEDAR, MR.
MALINIBAI B. SUKTHANKAR, DR. MRS., M.B.B.S., J.P.

MANIKRAM NANABHAI TALPADE, MR., B.A., LL.B.

M. V. DONDE, MR., B.A.
NALINIBAI V. DALVI, MRS. B.A.

P. G. SOLANKI, DR., L.M.&S., M.L.C., J.P.

RAMCHANDRA A. GOLE, MR.

ALOYSIUS SOARES, MR., M.A., LL.B.

VENKATRAO CHIMANLAL SETALVAD, MR.,
B.A., LL.B.

10. Mr. H. K. Kirpalani, M.A., I.C.S., held charge of the office of the Municipal Commissioner throughout the year.

11. Mr. S. A. Shete, B.A., J.P., held the office of the Deputy Municipal Commissioner throughout the year.

II.—Heads of Departments.

12. Mr. W. A. Niven, A.M.I.C.E., M.I.E., Hydraulic Engineer, proceeded on 8 months' leave on average pay from 2nd September 1932 to 1st May 1933, combined with 5 months' leave on half average pay from 2nd May 1933 to 1st October 1933 and Mr. N. V. Modak, B.E. (Bom.) A.M.I.C.E., M.I.E. (India), M.R., San. I. (Eng.), Deputy City Engineer, was appointed to act in his place from 28th September 1932.

13. Mr. E. A. Nadirshah, B.A., B.E., B.Sc. (Edin.), A.M.I.C.E., A.M.I.E. (India), F.I.S.E. (Lond.), Assistant Engineer, 1st grade, was appointed to act as Deputy City Engineer, *vice* Mr. Modak, with effect from 3rd October 1932.

14. Dr. Jivraj N. Mehta, M.D. (Lond.), M.R.C.P. (Lond.), Dean, King Edward Memorial Hospital and Seth Gordhandas Sunderdas Medical College, was on leave from 3rd March 1932 to 31st March 1933 and Dr. V. R. Khanolkar, B.Sc. (Lond.), M.D. (Lond.), Professor of Pathology and Bacteriology, acted as Dean during that period.

15. Captain C. M. Flanders, V.S.R., A.V.C., Superintendent of Markets, was on leave from 27th May 1932 to 9th December 1932 and Mr. D. S. Laud, G.B.V.C., Superintendent of Gardens, was appointed to act in his place during that period.

16. Mr. K. L. Mehta, B.Sc. (Agr.), Assistant Superintendent, Zoological Collection, was appointed to act as Superintendent of Gardens, *vice* Mr. D. S. Laud, appointed as acting Superintendent of Markets.

17. Mr. D. E. Mavji, Chief Storekeeper, retired from Municipal service on 1st April 1932, and Mr. M. K. Variava, L.C.E., was appointed in his place.

18. Mr. N. Coombs, L.C.C. (England), Chief Officer, Fire Brigade, was on leave from 25th April 1932 to 20th September 1932, and Mr. F. H. Fox, 2nd Officer, looked after his duties during that period.

19. The following Officers continued in their respective appointments throughout the year :—

Mr. T. K. Roddan, M.Inst.M. & C.E., City Engineer.

Dr. J. S. Nerurkar, B.Sc., L.M. & S., D.P.H., Executive Health Officer.

Mr. M. R. Tambe, B.A., L.C.E., F.S.A.A., A.I.A., Chief Accountant.

Mr. E. G. Cameron, M.I.M.E., M.I.E.E., M.R.S.T., 1st grade Assistant Engineer, Mechanical Branch.

Mr. N. S. Kowshik, B.A., J.P., Assessor and Collector.

Mr. A. V. Sabnis, B.A., J.P., Municipal Secretary.

Mr. R. V. Parulekar, M.A., M.Ed. (Leeds), J.P., Secretary, Schools Committee.

Mr. K. P. Guzdar, Superintendent of Licenses.

Mr. M. J. Antia, B.A., Town Duty Officer.

Mr. D. A. Pai, B.A., Curator, Victoria and Albert Museum.

III.—Financial.

20. The hopes entertained earlier in the year of the recovery of trade and the consequent improvement in the financial position of the Municipality did not materialise. The result was that the budget calculations were entirely upset. According to the Budget Estimates the income, expenditure and surplus for the year were estimated at Rs. 328.15 lakhs, Rs. 327.93 lakhs and Rs. .22 lakhs respectively. Owing to continued trade depression the actual income fell to Rs. 300.02 lakhs; and despite the economies made in expenditure, which was brought down to Rs. 321.69 lakhs, the year ended with a deficit of Rs. 21.67 lakhs.

21. The actual income during the year, *viz.*, Rs. 300.02 lakhs, shows a fall of Rs. 19.12 lakhs over that of the previous year, *viz.*, Rs. 319.14 lakhs. The total decrease was Rs. 25.68 lakhs against which there were increases to the tune of Rs. 6.56 lakhs. The main decreases were in respect of General Tax—Rs. 8.95 lakhs, Interest on Investments—Rs. 4.19 lakhs, and Extraordinary Receipts—Rs. 6.48 lakhs. The main increase was in respect of Sale Proceeds of Land—Rs. 4.87 lakhs.

22. The actual expenditure for the year, *viz.*, Rs. 3,21.69 lakhs, shows a fall of Rs. 1.60 lakhs over that of the previous year. The total decreases in the expenditure amounted to Rs. 5.14 lakhs, *viz.*, Rs. 1.15 lakhs under General Superintendence, Rs. 1.04 lakhs under Water Works, Rs. .27 lakh under Medical Relief and Education, Rs. 1.14 lakhs under Street Cleansing, Rs. .57 lakh under Mechanical, Rs. .48 lakh under Markets and Rs. .49 lakh under other heads. Against these, the increases in expenditure amounted to Rs. 3.54 lakhs, *viz.*, Rs. 1.32 lakhs under Primary Education, Rs. 1.16 lakhs under Provident Fund, Pensions, &c., Rs. 1.01 lakhs under Debt Charges and Rs. .05 lakh under other heads.

23. The incidence of taxation per head for the year was Rs. 22-2-9 against Rs. 23-2-0 in the preceding year.

24. The net unhypothecated Surplus Cash Balance on 31st March 1933, including the minimum required by law, was Rs. 17,06,074 against Rs. 33,54,122 on 31st March 1932, there being a decrease of Rs. 16,48,048.

25. The balance of stock including surplus and obsolete stores on 31st March 1933, was valued at Rs. 6,78,536, against Rs. 7,12,217 at the close of 1931-32, showing a decrease of Rs. 33,681.

26. The total amount of grants including renewed and additional grants was Rs. 3,33,55,894 while the expenditure amounted to Rs. 3,21,69,117, leaving an unexpended balance of Rs. 11,86,777. Out of this, grants aggregating Rs. 3,03,570 were renewed for expenditure in 1933-34 while Rs. 8,83,207 were treated as savings.

27. Additional grants sanctioned during the year aggregated Rs. 1,23,748 against Rs. 1,06,490 in 1931-32.

28. The expenditure on Capital Works during the year amounted to Rs. 12,31,285.

29. In the Budget for 1932-33, provision had been made for a loan of Rs. 16 lakhs. It was subsequently found necessary to raise Rs. 13 lakhs only. Instead of raising the money from the public, an advance from Special Funds at $4\frac{1}{2}$ per cent. was sanctioned. The amount actually taken from the Special Funds was Rs. $9\frac{1}{2}$ lakhs only.

30. Reduction of debt during the year amounted to Rs. 72,80,719. The loan liabilities of the Corporation at the close of the year stood at Rs. 17,09,24,526. The total Sinking Fund Investments upto 31st March 1933, amounted to Rs. 2,98,47,474.

31. A comparison of the net revenue and the net expenditure for 1931-32 and 1932-33 is shown below in accordance with Standing Committee Resolution No. 12212, dated 3rd February 1892 :—

PARTICULARS.	1931-32.	1932-33.
<i>Net revenue after deducting refunds, drawbacks and charges in respect of assessment and collection and granting of refunds.</i>	Rs.	Rs.
General Tax	1,25,81,965	1,17,07,604
Town Duties	10,27,552	9,95,849
Cotton Import Duty	7,37,367	8,28,856
Music, etc., and Liquor Licenses and Tobacco Duty	5,65,937	4,98,239
Returns from Property and Miscellaneous	16,11,079	11,43,226
Wheel Tax and Tolls	10,58,141	10,70,340
Fire Tax	2,43,856	2,14,763
Markets and Slaughter Houses	4,23,971	4,89,360
Licensing and Removal of Encroachments, &c.	1,88,616	2,00,039
Contribution from Capital Funds to Revenue on account of Loan Works staff	57,376	35,393
Extraordinary receipts	6,48,457
Total Rs. ..	1,91,44,317	1,71,83,669
Deficit ..	4,14,553	21,66,736
Total Rs. ..	1,95,58,870	1,93,50,405
PARTICULARS.	1931-32.	1932-33.
<i>Net expenditure after deducting receipts.</i>	Rs.	Rs.
General Superintendence	5,29,970	4,21,354
Water Works	3,62,571	2,20,579
Education, Primary	23,72,021	27,23,608
Education, Secondary	59,164	52,657
Public Health Department	9,06,446	8,84,426
Medical Relief and Education	20,72,678	20,03,180
Street Cleansing and Conservancy, Road Watering and Halalkhore Service	Cr. 2,27,475	Cr. 1,37,927
Roads, Drains and Sewers (including Public Lighting)	58,80,837	59,53,872
Mechanical	11,47,497	11,28,916
Buildings, Land Acquisition and Management	26,46,017	22,26,754
Gardens and Open Spaces	4,18,018	4,03,999
Miscellaneous	7,78,381	2,99,933
Contribution to the City Improvement Trust	23,54,568	23,52,242
Provident Fund, Pensions, Gratuities and Compassionate allowances	*2,58,177	8,16,812
Total Rs. ..	1,95,58,870	1,93,50,405

IV.—Assessment and Collection.

32. There was no variation in the rates of taxation during the year, the General tax continuing at 11 per cent., Fire tax at $\frac{1}{2}$ per cent., Water tax at $3\frac{3}{4}$ per cent. and Halalkhor tax at 3 per cent. There was also no change in the rates for the supply of water by meter measurement.

* Rs. 4,42,411 (Rs. 5,20,483 less Rs. 78,072 proportionate share debitable to Water Works and Markets and Slaughter Houses) on account of pensions, gratuities, etc., included under item for 'Miscellaneous.'

33. The net demand in respect of Property Taxes was Rs. 2,69,62,611 and the collection Rs. 2,44,52,409, leaving an outstanding of Rs. 25,10,202 against the corresponding figures of Rs. 2,70,88,996, Rs. 2,17,82,287 and Rs. 53,06,709 in the preceding year. The net demand in respect of Wheel-tax was Rs. 7,94,225 ; the collection amounted to Rs. 7,32,051, leaving a balance of Rs. 62,174 to be recovered at the end of the year, against the corresponding figures of Rs. 8,16,126, Rs. 7,47,004 and Rs. 69,122 in the previous year. The aggregate demand fell short of that of the previous year by Rs. 1,48,286 ; while the collections exceeded those of the previous year by Rs. 26,55,168 and the outstandings dropped by Rs. 28,03,455. The percentage of collections to the net demand was 91.40 against 80.73 in the preceding year.

34. The outstandings at the commencement of the year were Rs. 53,75,830 and at the close of the year Rs. 25,72,375. The large outstandings at the beginning of the year were due to the dispute with regard to mill assessments. Of the total outstandings at the end of the year, *viz.*, Rs. 25.72 lakhs, Rs. 5.69 lakhs were due from Government; Rs. 4.48 lakhs from the G. I. P. Railway, Rs. 1.36 lakhs from the Mills, Rs. 1.13 lakhs from the City Improvement Trust, Rs. .25 lakhs from the B. B. & C. I. Railway and Rs. 12.78 lakhs from the ratepayers. Government paid up all their outstandings in April, and the City Improvement Trust paid about two-thirds by the end of June. The outstandings from the Railways were due to the revision of the assessment of Railway properties on the basis of what is known as the "Contractor's Test". It is anticipated that the revised assessments would increase the rateable value of the Railways by Rs. 5,22,025 from the next year. The mills for the most part paid up their dues by the end of June. The mills were given a 15 per cent. remission amounting to Rs. 2,06,531 on account of trade depression. Of the outstandings from the ratepayers, Rs. 10.51 lakhs were due from individual ratepayers and Rs. 2.26 lakhs from the Official Assignee and the Court Receiver. By the end of June, however, the total outstandings were reduced from Rs. 25.72 lakhs to Rs. 12.09 lakhs.

35. The number of claims for drawbacks amounted to 9,746 against 10,357 in the preceding year ; and the remission allowed in respect of them amounted to Rs. 3,63,647 against Rs. 4,12,101 in the previous year. The refunds granted during the year amounted to Rs. 9,48,221 against Rs. 2,50,085 in the previous year. The increase is due to Rs. 6,87,626 being refunded to Mills on account of over-collection and closure of certain Mills.

36. The number of properties registered in the Assessment Book at the close of the year was 47,255 against 46,554 in the previous year. The number of buildings increased from 36,824 to 36,988, and that of lands, including tanks and wells, from 9,662 to 10,199 ; while the number of salt pans remained stationary at 68. Of the total number of properties those that were actually assessed for the General Tax were 36,872 while 1,556 were exempted and 7,161 were not taxed being small pieces of waste land. The latter do not include waste lands belonging to public bodies like the City Improvement Trust, the Port Trust and the Railways, which were duly assessed. The number of Municipal properties exempted from the General Tax was 1,666.

37. The total rateable value of properties during the year was Rs. 12,97,33,261 against Rs. 13,18,35,939 and Rs. 13,50,26,397 in the two preceding years, showing a fall of Rs. 52.93 lakhs during the period. That the rateable value should have fallen despite the increase in the number of properties in the City indicates the extent to which the trade depression has affected the City. There were 813 complaints against assessments amounting to Rs. 39,96,586 gross fixed during the currency of the year ; on investigation the assessments were reduced to Rs. 35,07,484. There were 7,553 complaints against original assessments involving an amount of

Rs. 3,88,63,805 ; on investigation the assessments were reduced to Rs. 3,61,74,605. The percentage of reduction in both these cases was 12.23 and 6.91 respectively against a corresponding reduction in the preceding year of 10.03 and 6.55 per cent.

38. During the year, the Department was called upon to collect the Riot Tax, under Section 45 of the City of Bombay Police Act, in respect of 5 riots that occurred during the period from 1929-1932. Out of these, bills for the first three riots numbering 25,292 and involving an amount of Rs. 7,76,802 were issued during the year ; the actual collections amounted to Rs. 2,53,626. This involved extra strain on the staff. The question of compensating the Municipality for this additional work is still the subject matter of discussion with Government.

Riot Tax.

V.—Town Duties.

39. The rates of Town Duties remained the same as in the previous year ; but a duty of annas 10 per Bombay Maund was levied from 26th December 1932, on all ghee substitutes including solidified whale oil. The gross collections and refunds amounted to Rs. 22,16,107 and Rs. 9,63,111, respectively, as against Rs. 28,67,866 and Rs. 16,35,582 in the preceding year. Despite the heavy fall in the gross receipts during the year, it is gratifying to note that the net receipts rose by Rs. 20,712. The net receipts from grain and firewood fell heavily due to trade depression accentuated by riots, which caused a large exodus of people, especially of the poorer classes from the City. But this fall was counter-balanced by an increase in the net receipts from sugar and other articles. The total number of claims for refund decreased from Rs. 43,509 to Rs. 34,999.

40. The receipts from the (non-refundable) Town Duty on raw cotton and the Municipal share thereof amounted to Rs. 19,33,997 and Rs. 8,28,856, respectively, against Rs. 17,20,523 and Rs. 7,37,367 in the preceding year. There was thus an increase in the Municipal share by Rs. 91,489, but not to the extent anticipated in view of the favourable monsoon.

Duty on Raw Cotton.

41. The aggregate revenue from all town duties was Rs. 20,81,852 against Rs. 19,69,651 in the preceding year. This shows a slight improvement after a phenomenal fall in the revenue last year. Anything like a substantial improvement must however await the rather slow recovery of trade to which the whole world is eagerly looking forward.

Total Receipts.

VI.—Public Works.

ARCHITECTURAL BRANCH.

42. The number of Municipal properties during the year was 540 against 535 in the preceding year. Besides, the department was in charge of 243 buildings acquired in connection with the several development schemes in the City against 250 in the previous year. Though building materials and labour continued to be cheap the building activity was restricted by financial stringency. The important works carried out during the year were a school building at Nalbundkiwady at a cost of Rs. 80,536 and the Air Compressor Stations at Victoria Gardens and Tulsi Pipe Line at an aggregate cost of about Rs. 26,351. The construction of a museum at the G. S. M. College at a cost of Rs. 97,819 was under way. Minor building repair works entrusted to the petty works contractors cost Rs. 1,35,722 against Rs. 1,61,511 in the preceding year.

Municipal building construction.

BUILDINGS BRANCH.

43. The number of applications received during the year for the erection of new buildings and for alterations to existing ones was 2,992 against 2,570 in the preceding year and is the highest number on record in the last quinquennium. The number of prosecutions launched against house-owners for enforcement of building regulations was 2,316, of which 1,506 were withdrawn on compliance with

Private building construction.

the requirements, 73 resulted in convictions, and 737 were either postponed or not called for hearing, against 1,369 prosecutions, 901 withdrawals, 120 convictions, 1 discharge after warning and 347 postponed or unheard cases in the previous year. 623 notices were issued for the removal of unsafe structures of which 390 were complied with as against 598 and 386 respectively in the preceding year. 14 cases of house collapse occurred during the year against 11 in the previous year.

44. Setbacks valued at Rs. 2,28,187 were acquired during the year against those valued at Rs. 1,46,535 in the preceding year.
Setbacks, Projections, etc. The liability outstanding in respect of setbacks to be acquired amounted to Rs. 11,93,258. The total number of stall-boards and weather frames permitted during the year was 3,023 and the license fees therefrom amounted to Rs. 44,900. The corresponding income for the previous year was Rs. 31,690. The number of privies converted into water-closets during the year was 1,284. The total number of privies converted upto the end of the year was 25,875.

LAND MANAGEMENT (BRANCH).

45. The preparation of an inventory of all Municipal lands as suggested by the Standing Committee could not be taken in hand for want of adequate staff. The question of engaging Special Staff for the purpose is under consideration. Over 100 applications for the sale or long lease of Municipal land were received during the year. About 46,456.24 sq. yds. of land were sold at Rs. 8,20,744 against 31,000 sq. yds. valued at Rs. 2,35,172 in the preceding year. This unexpected windfall greatly relieved the budgetary anxieties of the year.

46. The total rent from all properties, etc., in charge of this Branch during the year amounted to Rs. 7,07,112 of which Rs. 5,36,734 were recovered, Rs. 1,74,017 were discounted for vacancies and Rs. 15,588 were written off. The outstandings at the close of the year amounted to Rs. 254. This amount does not include arrears accrued in the previous years which were Rs. 2,41,000, but which were ultimately reduced to Rs. 70,000. The corresponding figures for the previous year were: total rent Rs. 6,86,404, amount recovered Rs. 5,19,939, discounted for vacancies Rs. 1,37,224, written off Rs. 2,241 and outstanding Rs. 29,598. The position with regard to outstandings improved during the year.

MECHANICAL BRANCH.

47. The turnover of the Workshops was valued at Rs. 2,12,759 against Rs. 2,39,085 in the preceding year. The reduction in the turnover is due to reduction in expenditure in all the departments owing to which fewer work-orders were placed with the Workshops. The working of the shops resulted in a loss of Rs. 5,533 against losses of Rs. 19,663 and Rs. 36,649 in the preceding two years. In view of the continuous losses made by the Workshops despite the increase from time to time in the supervision charges a scheme for the reorganisation of the Workshops was submitted to the Corporation. It is expected that the new scheme will increase the turnover of the Workshops and result in reduction in the overhead charges making it worthwhile for the Municipal departments to place all their work-orders with the Workshops.

48. The electric pumps installed at Love Grove have proved a distinct success. They resulted in a saving of Rs. 36,697 during the year. Since the introduction of these pumps the height of the sewage in the detritus chamber has gone down and the average quantity of sewage pumped per day has considerably gone up from 44 million gallons to 62.18 million gallons. The steam driven air compressors at Love Grove were again continuously at work and reached the 34th year of their life. A proposal for scrapping them and installing two new electrically driven air compressors at Tulsi Pipe Road and Victoria Gardens was made during the year. The ejector stations though in use for the last 30 years worked satisfactorily during the year.

49. **Inspection of Workshops and factories** coming within the purview of the Municipal Act was carried out as usual, the total number of cases inspected being 624 against 709 in the preceding year.

Inspection of Factories.

WORKS BRANCH.

I.—Construction.

50. The cost of drainage and road, etc., works carried out by contract during the year amounted to Rs. 9,17,349 against Rs. 7,90,631 in the preceding year and that of works carried out departmentally was Rs. 53,265 against Rs. 20,685 in the previous year.

Cost of works.

51. The working of the stone crushers at Sewri and Love Grove resulted in a profit of Rs. 11,541 against Rs. 23,488 in the preceding year. The fall in the profits is due to higher rates paid to the City Improvement Trust for rubble. The crusher removed from Nowroji Hill and refitted at Sewri commenced working from 23rd November 1932. The tar Macadam mixer continued to be out of commission.

Stone crushers.

52. The total mileage of roads in the City was 221 of which 40.40 miles were asphalted. Of this 30.52 miles were laid by the Municipality and 9.88 miles by the City Improvement Trust. The length of roadway asphalted during the year was 1.92 miles inclusive of that laid out by the Trust. The expenditure incurred during the year by the Municipality on this mode of construction was Rs. 1,43,976 against Rs. 1,95,892 in the preceding year.

Roads construction.

53. Action for the improvement of 53 private streets was undertaken during the year and 5 were declared public as against 47 and 5 respectively in the preceding year. The total expenditure incurred on the improvement of private streets amounted to Rs. 37,029 and recoveries including those for the previous years amounted to Rs. 58,134 against the corresponding figures of Rs. 35,536 and Rs. 52,294 respectively in the preceding year.

Private Streets.

II.—Maintenance.

54. Eight roads and footpaths were taken over from the Improvement Trust for maintenance during the year, the aggregate length being 2.65 miles. The receipts in respect of ground rent for the occupation of roadside lands and footpaths amounted to Rs. 40,611, exclusive of rent for tram tracks and way-leave rental in respect of telephone wires which amounted to Rs. 65,330 and Rs. 5,161 respectively, against the corresponding figures of Rs. 37,920, Rs. 65,217 and Rs. 64,139 for the previous year. The fall in the receipts from telephone way-leave is due to the dispute with the company over the rates on account of which the company withheld payment during the year.

Road side lettings.

55. Of the 141.90 miles of sewers 115.89 miles were cleaned; of the 16.15 miles of ovoid sewers 9.25 were scraped and of the 194.28 miles of S. W. drains 18.42 were cleared of silt. The entire cost of cleaning operations amounted to Rs. 2,61,657 against Rs. 2,71,843 in the preceding year. The cost in respect of repairs and maintenance of water bound Macadam roads, Kutcha footpaths and roadside trees amounted to Rs. 1,66,667 against Rs. 2,53,050 in the preceding year, the fall being due to a considerable decrease in the area of roadway patched during the year. The total expenditure in carrying out bituminous operations amounted to Rs. 3,54,716 against Rs. 3,10,294 in the preceding year.

Drains and Sewers.

56. The number of Municipal lorries and cars in charge of all the departments was 100 exclusive of 2 lorries under the Schools Committee and 5 ambulances under the Fire Brigade and their running cost amounted to Rs. 4,16,481.

Motor Fleet.

57. The following statement shows the number of lamps under each class and the expenditure incurred on them for the last two years:—
Public Lighting.

Lamps.	1931-32.		1932-33.	
	Number.	Cost.	Number.	Cost.
		Rs.		Rs.
Gas lamps	6,891	6,14,891	6,981	6,24,307
Electric lamps	1,315	2,63,209	1,333	2,65,408
Bannister lamps	230	82,773	223	57,653
Kerosine Oil lamps	20	797	20	897
Total ..	8,456	9,61,670	8,557	9,48,265

Besides this expenditure, Rs. 53,197 were spent on repairing and improving the lighting system by the substitution of new lamps in the place of old ones ; the whole cost of lighting thus amounted to Rs. 10,01,462 against Rs. 9,90,736 in the preceding year.

VII.—Water Works.

58. The total quantity of water drawn from Tansa and Vehar lakes during the year was 32,147 million gallons, showing an average of 88.07 million gallons per day against an average of 87.96 million gallons per day in the preceding year. Tulsi lake was held in reserve; while no water was drawn from Powai as the water was not potable. Of the above supply, 2.31 million gallons per day were given to the Suburbs as against 2.13 in the preceding year. The supply to the Suburbs is slowly but steadily increasing for the past few years. The average daily supply to the City per head for all purposes was 74 gallons against 74.13 in the previous year. The fall in the average per head was due to the curtailment of water supply to the City in the last month of the year with a view to conserving water in the lakes as far as possible in view of the apprehended deficiency in the rainfall for the year 1933.

59. In marked contrast with the previous year the rainfall at all the lakes was below the quinquennial average, the deficiency being 9.4 per cent. at Tansa, 11.8 per cent. at Vehar, 8.48 per cent. at Powai and 1.8 per cent. at Tulsi. All the lakes except Vehar overflowed twice, once in July and again in September or October ; Vehar overflowed only once in September.

60. Two new pumping sets were provided at the Malabar Hill Reservoir during the year. The number of bursts on various water mains in the City was 28 against 39 in the previous year. The total number of water connections increased from 35,789 to 36,452 and that of meters from 2,118 to 2,200. The Waste Prevention Branch detected and repaired 19,296 defects as against 21,127 in the previous year. Of recent years there has been a marked fall in such defects owing to less abuse by the public of road-side hydrants and keener appreciation by the house-owners of their responsibility to repair and rewasher taps in their properties which work was formerly attended to by the Municipality. The number of prosecutions instituted by the Department during the year was 118 and the amount of fines recovered was Rs. 411 as against 105 and Rs. 527 in the preceding year.

VIII.—Fire Brigade.

61. There was no change in the number of Fire Brigade Stations in the City which was 12. Schemes for building new stations had to be postponed on account of financial stringency.

62. The Brigade answered a record number of calls during the year *viz.*, 715 as against 459 in the previous year, the mileage covered being 5,848 against 3,535 in the preceding year. The increase was due to incendiarism during the last riots. Of the above calls, 412 were in respect of actual fires, 132 were false alarms and 9 in respect of collapse of buildings and other rescue operations. The number of lives lost on account of fires was 10 and on account of house collapses 5. The loss of property by fire amounted to Rs. 28,95,841, showing an increase of Rs. 19,51,139 over the previous year. Out of this amount, loss amounting to Rs. 25,94,652 was covered by insurance.

63. The total number of fire-alarms (including 27 private ones) was 179. 63 per cent. of the calls were received through the fire-alarm system against 72 per cent. in the previous year.

The approximate quantity of water consumed at the fires was 23,659 tons against 22,872 in the preceding year.

64. The 5 motor ambulances in charge of the Brigade responded to 467 accident calls and 1,294 hire calls against 523 and 1,533 respectively in the preceding year. The distance covered by the ambulances was 17,125 miles against 16,575 miles in the previous year. The receipts from hire were Rs. 8,000 during the year against Rs. 8,955 in the previous year.

65. The outstanding feature of the working of the Brigade during the year was the gallantry shown by some of the men in rescuing 5 persons from a burning building at Kazi Sayad Street under very difficult circumstances for which one officer and two tindals were awarded the Indian Police Medal. The Brigade had to go through a very trying time during the year owing to wide-spread incendiarism which was a sinister feature of this year's communal riots. But the men rose to the occasion and it is gratifying to note that their services during the riots were duly appreciated both by Government and the public.

IX.—Public Gardens.

66. Ten gardens, twenty-three open spaces, two fountains, two band-stands and the Queen's statue opposite the Improvement Trust office were maintained by this Department during the year. A new garden was laid out at Jacob Circle during the year. The directed games at Mastan Shah Tank, Gilder Tank and the Willingdon Memorial Play-ground continued to be popular under the able guidance of the Y. M. C. A. A gymnasium apparatus was installed at Shivaji Park. All the gardens were well attended by the public. The cricket pitches at Gowalia Tank were much in demand from the local clubs; the demand for cricket pitches in the locality around Grant Road is increasing and if the Northbrook Garden could be converted into a cricket field it would supply not only a long-felt want but also help to mitigate the nuisance from idlers and vagrants who now infest the place. The C. P. Tank Garden was closed to the public owing to riots and remained closed to the end of the year.

67. 131 Band performances and 22 Indian musical concerts were arranged during the year as against 133 and 21 respectively in the preceding year.

68. The Victoria Gardens were closed to the public for about 3 weeks when they were in the occupation of the military during the last communal riots. The number of visitors to the gardens was 18,89,152 against 20,08,558 in the previous year, showing a fall of 1,19,406. The average attendance per day fell from 5,766 to 5,527. This fall is due to the communal riots which for over two months disturbed the normal life of the City.

69. The Zoo at the Victoria Gardens received welcome additions during the year. Our thanks are due to H. H. the Nawab Saheb of Junagarh, H. H. the Maharajah of Pratapgarh and others who made valuable gifts to the Zoo. Thanks are also due to the B. I. S. N. Co., Ltd., the P. & O. Co., the B. B. & C. I. Railway for giving transport facilities and lastly

to the Director and staff of the Haffkine Institute for making post-mortem and bacteriological examinations of the animals sent to them.

X.—Victoria and Albert Museum.

70. The Museum was kept open to the public for 293 days as against 314 in the previous year; the number of visitors during the year was 8,85,796 against 9,62,029 and the daily average attendance was 3,023 against 3,068 in the preceding year. The fall in the number of visitors was due to the riots in the City. There were minor additions to the specimens in the Museum, but a noteworthy addition is the private collection of Lieut.-Col. H. Murray obtained on loan and kept at the Museum for the benefit of the public. It comprises old Indian paintings, specimens of copper and brass work, Tibetan and Persian manuscripts etc. This is the first occasion on which specimens have been obtained on loan and exhibited at the Museum.

XI.—General Stores.

71. The value of stores on hand at the beginning of the year was Rs. 6,81,501 against Rs. 8,02,752 in the preceding year. The value of stores purchased during the year including that of articles received on transfer was Rs. 6,72,775 against Rs. 5,73,545 in the previous year. The increase is due partly to the stores valued at about Rs. 50,000 lying on the pipe line outside the City, hitherto unbooked, being brought on the books during the year and partly to the increase in purchases of meter fittings, C. I. pipes and castings for works in progress. The value of stores issued during the year amounted to Rs. 7,03,265 against Rs. 6,94,796 in the preceding year. Great care was taken to keep down the stocks in hand with the result that notwithstanding heavy demands from departments and the fact that stores valued at about Rs. 50,000 on the pipe line were for the first time brought on the books, the balance of stock in hand at the close of the year was worth 6.51 lakhs against 6.81 lakhs in the preceding year.

72. The prices of tyres, tubes, etc., fell by about 25 per cent.; and of other stores by about 2 per cent. Almost all articles of importance purchased were of Indian manufacture. Those of foreign make were purchased only when Indian made articles were not available or the prices quoted for such articles were not favourable.

73. The number of tenders invited was 153 and the number of orders placed was 5,886 against 116 and 5,643 respectively in the preceding year. The number of indents (inclusive of sale memos) complied with was 22,005 against 23,186 in the previous year.

XII.—Licenses.

74. The total number of permits and licenses issued under Sections 390 and 394 was 16,135 and the amount of fees collected was Rs. 1,67,850 as against 15,382 permits and licenses and Rs. 1,56,382 received as fees in the previous year. There was a slight decrease in the receipts from permits, while the receipts from licenses increased by Rs. 11,976. This increase is due to more licenses issued during the year as also to the charge of additional fees for delayed payments made for the first time during the year.

75. The amount of license fees outstanding on 31st March 1933 was Rs. 4,692 against Rs. 5,107 in the preceding year.

76. The number of permits issued for exhibiting sky-signs and advertisements was 2,176 and the receipts amounted to Rs. 45,938 as against 1,648 permits and Rs. 50,206 receipts in the preceding year. The fall in the receipts during the year is more apparent than real in view of the fact that in the preceding year the B. E. S. & T. Co., Ltd., had paid the fees in respect of the advertisements displayed outside their tram cars and buses for two years, viz., 1930-31 and 1931-32.

77. The total number of licenses issued to hawkers and squatters during the year was 20,915 as against 22,489 in the previous year, while the amount of fees realised (inclusive of removal charges in respect of articles seized) was Rs. 90,890 against Rs. 95,500 in the preceding year. The fall both in the number of licenses issued and the receipts therefrom is due to the communal riots which broke out early in the year.

78. The number of prosecutions launched was 5,002 of which a large number was withdrawn on compliance with the law and 560 resulted in convictions. The amount of fines collected in respect of these was Rs. 5,125. The number of cases remaining to be disposed of at the end of the year was 714 against 1,697 in the preceding year.

79. Six criminal prosecutions were launched against hawkers for assault on the Municipal staff of which 4 resulted in convictions; the fines inflicted in these cases amounted to Rs. 300.

XIII.—Markets.

80. The total receipts of the Department during the year amounted to Rs. 11,34,395 against Rs. 11,52,231 in the preceding year. There was a large decrease in the Slaughter Fees, but this was partly counter-balanced by an increase in the Squatters' Fees from the different Municipal markets.

81. The number of Municipal markets was 16. The net receipts from these amounted to Rs. 3,45,568 against Rs. 3,57,118 in the preceding year. The average percentage of stalls vacant per quarter during the year was 23 against 21 in the preceding year, the vacancies having increased practically in all the big markets owing chiefly to trade depression.

82. The number of private markets in the City was 17. There was 1 private Slaughter House at Marine Lines. The License Fees in respect of these amounted to Rs. 30,729 against Rs. 25,999 in the previous year, the increase being due to license fees of two markets for the previous year being credited to the accounts of this year. The number of outside meat-shops was 150 against 147 in the preceding year; and the license fees recovered in respect of these amounted to Rs. 7,663 and Rs. 7,311 respectively.

83. The quantity of unwholesome food destroyed was about 506,201 lbs. against 537,559 lbs. in the preceding year. Out of this, contraband meat was 2,689 lbs. against 4,673 lbs. in the previous year.

84. The number of animals slaughtered at the Bandra Slaughter Houses was 775,648 against 790,624 in the preceding year, of which 8,834 were buffaloes, 38,197 cows and bullocks and 728,617 sheep and goats. The slaughter and removal fees amounted to Rs. 3,43,085 against Rs. 3,57,144 in the previous year; while the sum realised by way of fair ground fees was Rs. 1,42,500 against Rs. 1,45,084 in the preceding year. The total number of pigs slaughtered at the Arthur Road Pig Slaughter House was 1,154 against 1,224 in the preceding year and the fees realised amounted to Rs. 1,035 against Rs. 1,171 in the preceding year. The receipts from the Kurla Slaughter House were Rs. 53,670 against Rs. 67,220 in the preceding year.

XIV.—The King Edward VII Memorial Hospital & the Seth Gordhandas Sunderdas College.

85. As in the previous year the demand for accommodation at the K. E. M. Hospital was greatly in excess of the scheduled number of 354 beds, although some restriction was placed upon admission in order to prevent congestion. The average number of in-patients admitted per day in excess of the scheduled number was 6 against 20 in the

preceding year. The largest number of in-patients treated on a single day was 427 against 414 and that of out-patients 890 against 979 in the previous year. The total number of in-patients admitted and new out-patients treated during the year was 10,515 and 64,073 respectively against 10,540 and 68,515 in the preceding year.

86. The total expenditure incurred on the maintenance of the Hospital including repairs to buildings etc., was Rs. 5,27,418 against Rs. 5,20,231 in the preceding year. The cost per in-patient per day was Rs. 3-4-5 and that per out-patient Rs. 0-8-3 against Rs. 3-1-4 and Rs. 0-7-9 respectively in the preceding year. The increase in the average cost is due to the fall in the number of patients during the period of riots.

87. The total number of beds in public and private hospitals in the City was 4,166. The number of general beds per 10,000 of population was 20.9, which is far below the number considered adequate to meet the needs of an advanced industrial City like Bombay. In view of this insufficiency, the question of utilising the available accommodation to the best advantage by transferring convalescent or chronic cases to an Infirmary was considered. Investigations made during the year revealed the fact that 547 patients had to be kept in the K. E. M. Hospital during the year for more than one month, and one patient for nearly nine months, with the result that only 4.5 per cent. of persons who sought relief at the out-patient department could be admitted for indoor treatment. Besides helping to relieve congestion at the hospital an infirmary, it is believed, would be cheaper to run, for, while each bed in the Hospital has cost Rs. 14,000, a bed in the convalescent home would cost about Rs. 2,000 only.

88. The number of students at the G. S. M. College was 342 against 305 in the preceding year. The examination results including those of post-graduate courses show a slight fall in the percentages of success from 46.23 in the previous year to 45.14 during the year under report. The results of the 1st and 2nd M.B.B.S. were encouraging being 50 per cent. and 54 per cent. respectively; while those at the 3rd M.B.B.S. were 32 per cent. Among the post-graduate course examinations the successes at the M.S. examination were 60 per cent. The total expenditure on the College and Hostel was Rs. 2,21,021 against Rs. 2,28,848 in the preceding year, while the receipts amounted to Rs. 87,428 against Rs. 81,897. The net cost per student during the year was Rs. 414 against Rs. 515 in the preceding year.

XV.—Education.

89. Despite the slight set-back in the earlier months of the year due to communal riots, the progress in primary education in the City was well maintained during the year. The number of Municipal schools and classes increased from 349 to 350 in spite of the closure of the 5 A. V. Schools on account of financial stringency. The number of pupils increased from 61,196 to 62,348. The number of ordinary teachers increased from 1,992 to 2,125, exclusive of special teachers employed for music, drawing, drill etc. whose number was 165. The proportion of teachers to pupils was thus 1 to 29.3 against 1 to 29 in the preceding year. The percentage of trained teachers to the total strength was 50 against 49.5 in the preceding year. The percentage of trained teachers was the lowest in Urdu Girls' Schools being 26.1 and highest in Gujrathi Girls' Schools being 73.7. It is gratifying to note that the percentage of trained teachers in Urdu Girls' Schools increased during the year from 18 to 26.1.

90. The number of Aided Schools fell from 180 to 178 owing to the closing of some schools for want of funds. But the number of pupils attending these schools increased from 18,897 to 19,159, the increase being mostly on the Marathi and Urdu sides. The number of teachers in the Aided Schools (including part time) was 1,092 against

1,094 in the preceding year. The proportion of teachers to pupils was 1 to 17.54 against 1 to 17.27 in the preceding year. This compares unfavourably with the proportion maintained in the Municipal Schools *viz.* 1 to 29.3, but the disparity is due to nearly one-third of teachers in the Aided Schools being only part-time workers. The percentage of trained teachers in these schools was also low being 26.8 against 49.8 in Municipal Schools. The percentage however increased during the year from 22 to 26.8. The total amount of grants paid to Aided Schools was Rs. 1,67,070 against Rs. 1,78,195 in the preceding year. The reduction in grants was due to the application of a cut of 5 per cent. in the case of certain schools. The average cost per pupil in these schools was Rs. 43.4 (the cost borne by the Municipality being Rs. 9.3) while the average cost per pupil in the Municipal Schools was Rs. 49.2.

91. The net grant made by the Corporation to the Schools Committee was Rs. 31,30,203. With miscellaneous receipts and balances in hand, the total amount available with the Committee was Rs. 31,75,911. The expenditure amounted to Rs. 30,95,345 against Rs. 31,59,992 in the preceding year, showing a fall of Rs. 64,647. The main decreases were in respect of school furniture, contingencies, superintending establishment and grants-in-aid to private schools etc. The reduction in expenditure was mainly due to the introduction of Shift System which resulted in a saving of about Rs. 80,000, to the abolition of all A. V. Schools and some Night Schools, retrenchment in supervising staff, reduction in establishment charges owing to amalgamation of offices, reduction in the rates of monthly contingencies, cut in grants-in-aid, and reduction in rents of school premises by about Rs. 1,248 per month. The net result of these economies was that instead of an estimated deficit of Rs. 3,09,647, there was an actual saving of Rs. 88,340 in the grants made by the Corporation. The expenditure on the Schools Committee Head Office met out of the General Fund was Rs. 59,516 against Rs. 60,098 in the preceding year. The average cost per pupil in the Municipal Schools was Rs. 49.2 against Rs. 51.7 in the preceding year. Of this average *viz.* Rs. 49.2, Rs. 33.4 were absorbed by pay of teachers and Rs. 7.7 by rent and repairs. There was a slight fall in the average cost during the year and the expenditure was within the standard laid down by the Retrenchment Committee *viz.* Rs. 50 per pupil. If the Schools Committee's Head Office expenditure were taken into account the average cost per pupil comes to Rs. 50.2.

92. The net amount of grant paid by Government during the year after taking into account the cut and the adjustments for previous years was Rs. 6,18,501. Government effected a cut of 15 per cent. over and above 5 per cent. cut previously made by them in their grants. But this aggregate cut of 20 per cent. was later reduced to 14 per cent.

93. The riots in the first quarter of the year entirely unsettled the plans of progress in this direction. But the interval was utilised for the collection of statistics of children in the two wards (F and G) and assessing the results of the Attendance Teachers Scheme. Though the disturbances subsided at the end of the first quarter it was deemed advisable not to revive the Attendance Teachers Scheme or to launch prosecutions until the position became more certain; but from August the annual census work was resumed. The census revealed that there were 4,762 children of compulsory age who did not attend school against 2,070 at the close of the previous year. In order to bring more children of compulsory age to school without engaging extra staff, the Committee decided to close certain schools one day in a week and draft the teaching staff for propaganda work. In this way the number of non-attending children was reduced from 4,762 to 2,654. The percentage of children remaining to be brought to school at the end of the year was 9.5 against 8.5 in the preceding year.

94. Out of about 62,000 pupils on the roll only 12,391 could be medically examined during the year *i.e.* about 20 per cent. against 22 per cent. in the preceding year. This is due to the fact that while the number of school children increased, the medical inspection staff was reduced on account of financial stringency. The medical staff of the Schools Committee was largely assisted in their inspection work by 61 private medical practitioners, and 9 officers of the Health Department. The number of school children examined by the former was 4,646 and by the latter 3,793. The medical inspection of children revealed that the percentage of boys free from any diseases was 53 against 59·1 in the preceding year and that of girls was 35·7 against 35·2 in the preceding year. Malnutrition, defects of teeth and diseases of the throat were the preponderating causes of ailments, the percentage among boys being 52·6 and among girls 73·9. There was a noticeable fall in the diseases of the skin and eye, and general debility and enlargement of spleen as a result of the introduction of the school clinics.

Medical Inspection.

XVI.—Public Health.

95. The health of the City continued to be satisfactory and showed some improvement over that of the previous year. Births again out-numbered deaths, the excess being 5·2 per 1,000 of population. This was the second year in succession in which there was an excess of births over deaths since 1866. The actual number of *live* births was 28,894, the highest on record, which gives a rate of 24·8 per 1,000 population against 23·4 in the preceding year. The highest birth rate was among the poorer class of Hindus, *viz.*, 39·8 and the lowest among Europeans, *viz.*, 51·1. Among the births, the sex proportion was 1,062 males to 1,000 females.

Births.

96. The number of deaths during the year was 22,856 giving a rate of 19·7 per 1,000 population against 21·6 in the preceding year. The highest death-rate was among the poorer class of Hindus, *viz.*, 30·2 and the lowest among Europeans, *viz.*, 6·6. The death-rate among males was 16 and among females 26 against 17 and 29 respectively in the preceding year. Children under 5 contributed nearly 44 per cent. of the total mortality.

Deaths.

97. The mortality among infants (under one year) was 6,298 against 7,401 in the preceding year. The infant death-rate per 1,000 births was 218, the lowest ever recorded. Of the infants that died, 87·6 per cent. were born in the City and 12·4 in the mofussil. The principal causes which accounted for nearly 77·8 per cent. of the deaths amongst infants were diseases of the Respiratory System, Infantile Debility and Premature Birth. The incidence of infant mortality in one room tenement was noticeably heavy being 71 per cent. of the total infant mortality. Deaths among children below 1 month contributed 40 per cent. to the total infant mortality.

Infant Mortality.

98. The fall in the infant mortality reflects the efficiency of Public Health organisation in the City. Measures for the reduction of infant mortality were continued unabated. The Municipal District Nurses paid 21,493 visits to houses, chawls and huts mostly inhabited by the poor and attended 1,144 cases of confinement against 1,198 in the preceding year. They also carried on educative propaganda which helped to bring the knowledge of the first principles of health and hygiene into the homes of these people. The number of cases confined in the 5 Municipal Maternity homes (134 beds) was 3,515 against 3,346 in the preceding year. The total number of Maternity Homes in the City both public and private was 58. There is increasing evidence of the popularity of these Homes among the people in the fact that 63·21 per cent. of the total births took place in Maternity Homes. The measures taken by the Municipality for the abatement of infant mortality were supplemented by the commendable activities of the Infant Welfare Society which conducted 7 Centres, 2 Maternity Homes and 1 "Creche".

Measures for the reduction of Infant Mortality.

99. The mortality from Plague, Cholera and Small-pox was 37, 7 and 313 respectively against 24, 80 and 31 in the preceding year. **Infectious diseases.** Influenza accounted for 76 deaths against 130 in the previous year. Tuberculosis was responsible for 1,389 deaths against 1,566 in the preceding year. The incidence of this disease was particularly heavy between the ages of 20 and 30. The disease took the heaviest toll among Hindu males, and Mahomedan females. The former is probably due to low vitality and the latter to the prevalence of the "purdah" system.

100. Malaria accounted for 76 deaths as against 131 in the preceding year ; **Malaria.** but the true measure of incidence in this case is reflected not so much in the number of deaths as in the number of attacks. The number of patients treated in Municipal dispensaries was 1,070 and in other medical institutions 18,453 against 3,622 and 21,120 respectively in the preceding year. There must be besides a large number who received treatment at the hands of private practitioners. Statistics with regard to such patients are difficult to obtain and attempts made in the past to collect such information proved abortive. Nevertheless there is an unmistakable evidence of a definite decline in Malaria in the City owing to the strenuous measures taken by the Municipality. Anti-malarial measures were carried on as usual. Wells were inspected for detection of larvæ and 53 were filled up and 73 were hermetically sealed, with the result that at the end of the year there were 1,232 wells fully or partially open. It may be mentioned that owing to orthodox opposition to the closure of wells, wells at religious places were allowed to be kept open and a concession with regard to private wells had to be made where no well was available within 500 yards. The Wells Committee of the Corporation appointed to assist the Executive in this matter finished their labours in A, B and D Wards and the inspection of wells in C Ward was in progress at the time of writing this report.

101. The Municipal dispensaries (13) continued to be popular. The number of new cases treated thereat was 80,129 against 87,814 in the preceding year and the total attendance was 2,10,529 against 2,38,932 in the previous year. **Free medical relief.** In addition to this, women and children were treated by 2 temporary Lady Doctors at some of the Municipal dispensaries between 12 and 2 P.M. twice a week and by the Lady Doctors in charge of the 5 Maternity Homes at the Ante-natal and Post-natal Clinics attached to those homes between 1 and 3 P.M. twice a week. The total number of attendances at the clinics and dispensaries was 30,355 against 24,947 in the preceding year.

102. The disposal of Municipal cases in the Presidency Magistrates' Courts during the year was so slow that action taken in connection with sanitary defects proved to be largely ineffective owing to the time taken in the disposal of the cases. **Prosecutions.** The total number of cases filed during the year was 8,513, of which 980 resulted in convictions, 7 were dismissed, in 340 parties were warned and discharged, 3,745 were withdrawn on the parties complying with Municipal requirements, leaving 3,441 cases pending at the close of the year.

XVII.—Municipal Servants' Act.

103. The bigaries working in the Drainage branch of the City Engineer's Department went on strike in September 1932. Some of the strikers were prosecuted under the provisions of the Municipal Servants' Act before the Chief Presidency Magistrate. One of the accused was convicted and sentenced to three months' rigorous imprisonment. The other accused having then expressed their willingness to resume work, the cases against them were withdrawn. As the strike was called off the bigari convicted was subsequently released by Government on the recommendation of the Chief Presidency Magistrate on condition that he would join his duty and work to the satisfaction of the Municipal authorities, after his release.

H. K. KIRPALANI,
Municipal Commissioner.

CHIEF ACCOUNTANT'S REPORT

FOR 1932-33.

Contents.

	PAGES
Opening Remarks	21 to 23
Income	23 to 25
Town Duties	26
Revenue Expenditure (including Lapsed Grants and Savings)	26 to 30
Loans Funds	31
Loan Works Expenditure	31 to 32
Debt and Sinking Funds	32 to 33
Liabilities and Assets	33
Investments and Invested Balances	33 to 34
Special Funds	34
Water Works Income and Expenditure Account and Assets and Liabilities	34 to 35
Markets and Slaughter Houses Account	35
Suspense Accounts	35 to 37
Reserve Stock and Capital Stores	37 to 38
Street Improvements	38
Levelling, Metalling, etc., Private Streets	38
Conversion of Insanitary Privies into Water-Closets	38 to 39
General Remarks	39 to 40
List of Appendices	41
Municipal Auditors' Report	121 to 140

FINANCIAL.

FROM

THE CHIEF ACCOUNTANT

To

THE MUNICIPAL COMMISSIONER.

SIR,

I have the honour to submit my report on the accounts of the Municipality for the year 1932-33.

2. During the year under report, the rates of taxation were as shown below :—

Particulars.	Rates for 1932-33.
General tax	11 per cent.
Fire tax	$\frac{1}{2}$ "
Water tax on value	$3\frac{3}{4}$ "
Water tax on Meter measurement	Same as those of the previous year.
Halalkhore tax	3 per cent.

3. The following statement sets out in summary form, the transactions for the year, pertaining to Revenue, and the Actuals for the preceding year :—

	1932-33.			Actuals for 1931-32.
	Budget.	Revised.	Actuals.	
	Rs.	Rs.	Rs.	Rs.
Opening Balance	36,80,000	33,54,122	33,54,122	32,78,446
Income	3,28,14,992	3,07,52,568	3,00,02,381	3,19,14,176
Expenditure	3,27,93,094	3,24,53,624	3,21,69,117	3,23,28,729
Surplus	21,898
Deficit	17,01,056	21,66,736	4,14,553
Balance	37,01,898	16,53,066	11,87,386	28,63,893
Recoupment of Advances, etc. ..	+73,111	+3,17,959	+5,18,688	+4,90,229
Closing Balance	37,75,009	19,71,025	17,06,074	33,54,122

4. The details of the recoupment of Advances, etc., are :—

	Rs.
Advance for subventions recouped out of loan funds in 1932-33	5,00,000
Decrease in—	
Reserve Stores (including Capital Stores) Balances	33,681
Miscellaneous Advances outstanding	5,252
Renewed Grants (including C.I.T. Contribution)	2,97,897
<i>Deduct</i> —	8,36,830
Advances during the year—	Rs.
Plant and Machinery	68,142
Subventions	2,50,000
	3,18,142
	5,18,688

5. The next unhypothecated Surplus Cash Balance on 31st March 1933 is as under :—

LIABILITIES.		ASSETS.	
	Rs.		Rs.
Reserve Stock including Capital Stores ..	6,78,536	Surplus Revenue Fund Appendix No. 2 of the	
Advance for Plant and Machinery ..	21,35,915	Chief Accountant's Administration Report	
Miscellaneous Advances ..	16,884	(1932-33)	47,87,409
Advance for conversion of insanitary basket			
privies into water-closets by subsidising			
house-owners	2,50,000		
Minimum required by Law	1,00,000		
Surplus Cash Balance	16,06,074		
	Rs. .. 47,87,409		Rs. 47,87,409

6. The opening and closing Reserve Stores (including Capital Stores) Balances are as compared below :—

	Opening Balance.	Closing Balance.	Decrease.
	R.s	Rs.	Rs.
Serviceable Stores	7,12,217	6,78,536	33,681

7. The amount of rates and taxes outstanding at the close of the year 1932-33 stood at Rs. 20,28,174 against Rs. 33,29,984 for the previous year, showing a decrease of Rs. 13,01,810.

Outstanding at	General tax.	Water tax.	Halalkhore tax.	Wheel tax.	Total.
	Rs.	Rs.	Rs.	Rs.	Rs.
31st March 1932	22,87,160	3,85,069	5,88,633	69,122	33,29,984
Do. 1933	13,07,673	3,86,608	2,71,719	62,174	20,28,174
	9,79,487	1,539	3,16,914	6,948	13,01,810
	Decrease.	Increase.	Decrease.	Decrease.	Decrease

The amount outstanding on account of rates and taxes at the close of each year for the last five years (including that under report) was as under :—

Year.	Outstanding.	Net Demand.	Percentage of outstanding to Net Demand.
	Rs.	Rs.	
1928-29	22,00,890	2,59,90,599	8.47
1929-30	24,29,480	2,70,47,673	8.98
1930-31	28,47,779	2,68,49,985	10.60
1931-32	33,29,984	2,79,05,122	11.93
1932-33	20,28,174	2,77,06,895	7.31

The outstandings of Rs. 20,28,174 are made up of Rs. 4,47,976 payable by the G. I. P. Railway, Rs. 1,36,809 by the Mills, Rs. 1,13,811 by the C. I. Trust, Rs. 25,748 by the B. B. & C. I. Railway, Rs. 25,482 by the Government and the balance of Rs. 12,78,348 by other rate-payers. The reasons for these outstandings have been fully dealt with in the Assessor and Collector's Report.

It may be noted that upto the end of June 1933 arrears have been received to the extent of Rs. 8.18 lakhs. The percentage of outstandings to Net Demand for the year under report, viz., 6.76, is the lowest for the last five years.

8. The Loan liabilities at the beginning and at the end of the year were as under :—

Outstanding debt at 1st April 1932.	Loan raised during the year.	Repayment during the year.	Outstanding debt at 31st March 1933.
Rs. 17,72,55,245	Rs. 9,50,000*	Rs. 72,80,719	Rs. 17,09,24,526

* The loan was not raised from the public but advances for this amount have been taken from the Special Funds of the Corporation. (Vide Corporation Resolution No. 5373, dated 6th October 1932.)

It is to be noted that Rs. 23, 65, 513 were repaid to Government on the basis of equated payments out of the revenue, and that Rs. 48,89,500 were repaid to debenture holders out of Sinking Fund Investments including Rs. 1,39,046 out of the Net Premia Fund. A sum of Rs. 25,706 was repaid to Plant and Machinery Depreciation Fund out of revenue on the basis of equated payment in respect of the advance of Rs. 8½ lakhs taken from that Fund during 1931-32 for capital works.

The state of the Sinking Fund is shown below :—

Amount of Fund at 1st April 1932.	Interest realizations.	Sinking Fund Instalments.	Total.	Withdrawn for repayment.	Amount of the Fund at 31st March 1933.
Rs. 3,15,66,516	Rs. 15,31,397	Rs. 15,00,015	Rs. 3,45,97,928	Rs. 47,50,454	Rs. 2,98,47,474

The value of securities held in the Sinking Fund Account on the basis of market rates prevailing on 31st March 1933 including accrued interest exceeded the actuarial amount of the Sinking Fund and consequently the securities held in the Sinking Fund Investments Reserve Fund Account were re-transferred to the Net Premia Fund Account as the former Fund was created by transferring securities from the latter Fund.

INCOME.

9. A detailed comparison between the Budget Estimates and the Actuals will be found in Appendix No. 3. The estimated income for the year was Rs. 3,28,14,992 against which the actuals amounted to Rs. 3,00,02,381 resulting in a decrease of Rs. 28,12,611.

The following are the main heads contributing to the increases and decreases.

Budget Head.	Amount of Increase.	Amount of Decrease.	REMARKS.
1. General Tax	Rs. ..	Rs. 13,02,954	Decrease mainly under :— (1) from the public— Rs. 1,88,995 due to decrease in rents. (2) from Mills— Rs. 8,56,378 due to refund of excess amount paid by Mills for the years 1929-30 to 1931-32, the reduced rates of assessments having been fixed on the basis of the arbitrators' award and (3) from G. I. P. Railway— Rs. 2,16,213 due to withholding payment on account of dispute over revised valuations.

Budget Head.	Amount of Increase.	Amount of Decrease.	REMARKS.
2. Town Duties	3,72,812	} Due to depression in trade, disturbed political conditions and communal riots.
3. Cotton Duty	4,71,144	
4. Tobacco Duty	34,229	
5. Interest and profit on investment of surplus loan and other balances.	..	2,19,874	Due to withholding by Government of payment of the receipts owing to dispute regarding division of the receipts between Municipality and City Improvement Trust.
6. Miscellaneous	6,920	..	Due to lower rates of interest earned on the invested balances.
7. Water Tax	96,315	Due to increased receipts of Rs. 16,942 & Rs. 16,763 under miscellaneous receipts and rent of buildings and lands, counter-balanced by decreased receipts of Rs. 24,636 from fines for offences against the law.
8. Education	2,31,499	<i>Vide</i> reasons given against item No. 1.
9. Medical Relief and Education ..	52,344	..	Due to a cut of 15 per cent. in addition to the cut of 5 per cent. in the Government grant and to change in the method of calculating the grant on the basis of the average number of pupils instead of that at the end of the year.
10. Street Cleansing and Conservancy A.—Halalkhore Tax.	..	3,31,261	Due to the receipt of Rs. 48,359 from the Hospital Maintenance Fund towards the maintenance of the Municipal Hospitals and to increased receipts of Rs. 8,460 from the G. S. M. College.
11. Roads, Drains and Sewers A.—Wheel Tax.	..	19,660	<i>Vide</i> reasons given against item No. 1.
12. B.—Ground Rent	56,065	Due to smaller number of vehicles, both private and public in use during the year.
13. Mechanical	17,492	..	Decrease in rent from the Bombay Telephone Co., owing to dispute regarding way-leave rental.
14. Buildings, Land Acquisition and Management.	3,31,389	..	This includes Rs. 14,490 on account of profit realised on the working of Motor Transport.
15. Fire Tax	58,043	Due to increased receipts of Rs. 4,37,850 under Sale Proceeds of Surplus land and of Rs. 19,382 under Miscellaneous fees counter-balanced by decreased receipts of Rs. 1,14,849 under Rent of buildings and of Rs. 11,495 under ground rent.
16. Licensing and removal of encroachments on public streets.	23,279	..	Due to increased receipts of Rs. 4,37,850 under Sale Proceeds of Surplus land and of Rs. 19,382 under Miscellaneous fees counter-balanced by decreased receipts of Rs. 1,14,849 under Rent of buildings and of Rs. 11,495 under ground rent.
17. Markets and Slaughter Houses	36,500	Increased receipts mainly under licenses of Rs. 20,168 and under advertisements of Rs. 3,447.
18. Contribution from Capital Funds to Revenue.	..	21,629	Mainly due to reduced receipts from slaughter fees.
			Due to less expenditure incurred on capital works.

10. The position as regards our income from General Tax, Water Tax and Halalkhore Tax will be seen from the subjoined statement.

1932-33.	Amount.	Total.	Grand Total.	1931-32.	Amount.	Total.	Grand Total.
	Rs.	Rs.	Rs.		Rs.	Rs.	Rs.
1. General Tax (including Fire Tax) at 11½ per cent.—				1. General Tax (including Fire Tax) at 11½ per cent.—			
Total collections booked	1,25,91,503			Total collections booked	1,35,25,301		
<i>Less—</i>				<i>Less—</i>			
Recoveries for previous years	9,98,566			Recoveries for previous years	19,68,054		
	1,15,92,937				1,15,57,337		
<i>Add—</i>				<i>Add—</i>			
Outstandings for the year at the close of the year ..	11,29,284	1,27,22,221		Outstandings for the year at the close of the year ..	16,82,526	1,32,30,863	
2. Water Tax at 3¼ per cent. and water charges by measurement and at compounded rate—				2. Water Tax at 3¼ per cent. and water charges by measurement and at compounded rate—			
Total collections booked	63,21,652			Total collections booked	63,32,886		
<i>Less—</i>				<i>Less—</i>			
Recoveries for previous years	1,38,954			Recoveries for previous years	1,13,510		
	61,82,698				62,10,376		
<i>Add—</i>				<i>Add—</i>			
Outstanding for the year at the close of the year ..	3,11,823	64,94,521		Outstandings for the year at the close of the year ..	3,24,107	65,43,483	
3. Halalkhore Tax at 3 per cent. and for special service.—				3. Halalkhore Tax at 3 per cent. and for special service.—			
Total collections booked	30,78,239			Total collections booked	32,61,661		
<i>Less—</i>				<i>Less—</i>			
Recoveries for previous years	2,03,715			Recoveries for previous years	3,24,487		
	28,74,524				29,37,174		
<i>Add—</i>				<i>Add—</i>			
Outstandings for the year at the close of the year ..	2,25,612	31,00,136	2,23,16,878	Outstandings for the year at the close of the year ..	4,34,409	33,71,583	2,31,54,929

				Rs.
Net demand on account of Property Taxes inclusive of refunds for	1932-33	..	2,23,16,878	
Do.	do.	..	2,31,54,929	
	Decrease Rs.	..	8,38,051	

TOWN DUTIES.

11. The various articles on which duty was levied at the time of import under the provisions of Section 192 (1) of the Municipal Act, the amount levied and refunds allowed thereon under Section 195 on their export are shown in Appendix No. 17.

The gross collections for the year were estimated at Rs. 29,10,000, the refunds and commission charges at Rs. 14,10,000 and the net revenue at Rs. 15,00,000. The revenue collected and paid into the Municipal Treasury in the year amounted to Rs. 21,67,573 and after deducting the amount of Rs. 10,40,385 on account of refunds the net receipts amounted to Rs. 11,27,188, showing a decrease of Rs. 31,941 as compared with the actuals of the previous year.

COTTON DUTY.

12. Under Bombay Act XX of 1920, the net proceeds of the duty after deducting cost of collection are divisible between Government and the Municipality in the proportion of 4 to 3. The net collections received from the two Railways and the Port Trust during the year under report amounted to Rs. 19,33,997 as against Rs. 17,20,523 of the previous year. Rs. 11,05,141 represent the share of Government and Rs. 8,28,856 that of the Municipality. There is thus an increase of Rs. 91,489 as compared with the actuals of the previous year, *viz.*, Rs. 7,37,367 due to good crops (*vide* Appendix No. 18).

REVENUE EXPENDITURE.

13. The final sanctioned grants amounted in the aggregate to Rs. 3,33,55,894 as follows :—

	Rs.
Budget Grants	3,27,93,094
Unexpended grants of previous years renewed for expenditure	4,39,052
Additional Grants	1,23,748
	<hr/>
Final sanctioned grants	3,33,55,894

14. The transfers from one Budget head to another without in any way affecting the total Budget provision for the year amounted to Rs. 2,78,346.

15. In the following statement the final grants sanctioned from 1928-29 are compared with the savings year by year :—

Year.	Final grants sanctioned.	Grants to be renewed for expenditure in the following year.	Expenditure booked against final grants.	Savings on final grants sanctioned.
	Rs.	Rs.	Rs.	Rs.
1928-29	3,50,12,603	8,28,858	3,27,50,278	14,33,467
1929-30	3,47,12,930	4,99,110	3,30,00,829	12,12,991
1930-31	3,46,02,387	6,17,635	3,26,47,552	13,37,200
1931-32	3,37,36,319	4,39,052	3,23,28,729	9,68,538
1932-33	3,33,55,894	3,03,570	3,21,69,117	8,83,207

16. The total lapsed grants estimated to be renewed in 1933-34 aggregate Rs. 3,03,570 against Rs. 4,39,052 in 1932-33 and the heads under which the renewals are required will be found in Appendix No. 4.

The more important renewals over Rs. 10,000 and the percentage of renewed grants to grants allotted are shown in the following table :—

Percentage of renewals to total sanctioned grants.	Departments and Service Heads.	Total Renewals.
		Rs.
	I—General Supervision, Collection of Revenue, etc.	
5.29	A—General Superintendence, (a) Corporation and Standing Committee.	22,116
1.34	II—Water Works (including debt charges amounting to Rs. 80,290).	90,326
1.87	VI—Medical Relief and Education	42,833
1.12	VII—Street Cleansing and Conservancy Road Watering and Halalkhore service (including debt charges amounting to Rs. 12,077).	36,122
1.00	VIII—Roads, Drains and Sewers (including debt charges amounting to Rs. 58,485).	62,277
1.41	IX—Mechanical	17,747
.38	X—Buildings, Land Acquisition and Management (including debt charges amounting to Rs. 9,593).	11,914

Against the figure of lapsed grants of Rs. 3,19,255 shown in the Revised Estimates as required to be renewed, the actual figure on this account now works out at Rs. 3,03,570, showing a decrease of Rs. 15,685 over the former figure. This figure is made up of Rs. 1,67,539 on account of interest, etc., charges on Municipal debentures due but not paid upto the end of 1932-33 and the balance of Rs. 1,36,031 is intended for meeting liabilities incurred and to be incurred.

17. A detailed comparison between the actual expenditure during 1931-32 and 1932-33 will be found in Appendix No. 4.

The increases in expenditure aggregated Rs. 9,11,687 under certain heads and the decreases amounted to Rs. 10,71,299 under other heads, giving a net decrease of Rs. 1,59,612.

The following were the main factors contributing to the Increases and Decreases :—

Budget Head.	Amount of Increase.	Amount of Decrease.	REMARKS.
I.—General Supervision—	Rs.	Rs.	
A.—General Superintendence—			
(a) Corporation and Standing Committee.	7,251	Due to less expenditure under Printing and under Establishment owing to the minimum salary required to be paid in the case of certain appointments fallen vacant.
(b) Municipal Commissioner's Personal and General Office.	35,844	Expenditure on preparation of Electoral Roll not being required to be incurred as in the preceding year.
(c) Audit and Accounts	15,851	Decrease mainly under Establishment due to one of the posts of the Deputy Accountant and certain other posts having been kept vacant.

Budget Head.	Amount of Increase.	Amount of Decrease.	REMARKS.
	Ra.	Ra.	
B. Collection of Revenue—			
(a) Property and Wheel Tax	20,135	Decrease mainly under Establishment due to the abolition of 12 posts of Ward Inspectors and certain other posts.
C. Upkeep of Municipal Head Office.	15,772	Less expenditure under repairs.
F. Election expenses	19,582	Due to there being no election this year.
Debt charges	49,669	Due to the repayment of 8 lakhs loan in 1931-32 and reallocation of the Capital Expenditure.
II. Water Works—			
A. Establishment and Labour ..	8,726	More expenditure on labour.
B. Repairs and Maintenance	41,848	Less expenditure incurred on Ordinary Repairs (Rs. 15,047) and on Extraordinary Repairs (Rs. 26,801).
C. Meters	8,441	Due to less expenditure on purchase of new meters, the old meters having been put in commission after repair as far as possible.
D. Miscellaneous	27,178	Increase due to more expenditure on chlorinating the Bombay water supply.
Debt charges	51,242	Due to credit on account of "Interest accrued but not paid" in respect of the portion of 147 lakhs Loan, repaid during 1932-33.
III. Education—Primary—			
A. Municipal Institutions	1,27,750	Increase mainly due to increased contribution to the Schools Committee.
Debt charges	44,136	Owing to the conversion of the Gilder Tank Market into a school building, the debt charges in respect thereof are charged under this head instead of under Markets and Slaughter Houses.
IV. Education—Secondary—			
B. Aided Institutions	5,100	Mainly due to reduced grant allowed to the V. J. Technical Institute.
V. Public Health—			
A. General Supervision	14,687	Decrease mainly under Establishment charges.
G. Vaccination	32,687	Increase mainly due to the purchase of lymph owing to the Small Pox epidemic.
Census	17,285	The charges in respect of the decennial census of 1931 were finally adjusted in the preceding year.
New Works	10,186	Due to smaller number of new works executed
VI. Medical Relief and Education—			
A. Hospitals and Dispensaries—			
(a) Infectious Diseases Hospitals.	6,566	Due to the Small Pox epidemic.
(b) Maternity Homes	6,677	The expenditure for the preceding year included Rs. 6,115 for Special Repairs.
(c) Dispensaries for outpatients.	6,592	Decrease in charges for medicines and repairs.
F. League for combating Venereal Diseases.	6,221	Decrease under Establishment and Apparatus and appliances.
G. K. E. M. Hospital	7,349	Due to water supply charges adjusted this year for the first time.
H. G. S. M. College	10,752	Decrease in Establishment charges.
New Works	5,297	Due to smaller number of new works executed.

Budget Head.	Amount of Increase.	Amount of Decrease.	REMARKS.
	Rs.	Rs.	
VII. Street Cleansing and Conservancy—			
A. Street Cleansing and Conservancy—			
C. Street Cleansing—			
(b) Road Scraping	7,239	Decrease under Labour charges due to abolition of 30 posts of biggaries.
(d) Gully flushing	13,494	Decrease in the charges for the purchase of hose.
(e) Removal of Town Refuse	48,449	The decrease under bullock traction amounted to Rs. 61,147 due to the introduction of lorries which was partly set off by an increase of Rs. 10,798 on account of maintenance and repairs at Mahalaxmi Loading sidings and of Rs. 1,900 for roads on reclamation.
B. Transport of Refuse to Deonar..	9,096	Increased expenditure under haulage.
C. Road Watering	5,766	Decrease under hire of bullocks.
D. Halalkhore service—			
(a) Cleansing and Sanitation	32,747	Decrease under labour on account of reduction of halalkhores due to subvention scheme and reorganization of work.
(b) Bullock Traction	8,660	Decrease mainly under purchase of livestock and repairs to carts.
(c) Miscellaneous	11,207	Decrease in charges for repairs to latrines, &c., rent of buildings and water supply.
New Works	14,914	Greater number of new works executed.
Debt charges	25,118	Due to the payment for the first time for the whole year of equated payment in respect of the advance of Rs. 8½ lakhs from Plant and Machinery Depreciation Fund and of interest on the advance of Rs. 9½ lakhs from Special Funds in 1932-33.
VIII. Roads, Drains and Sewers—			
A. General	2,35,484	The charges for supervising establishment pertaining to the Maintenance of Roads were included under this head in the preceding year.
B. Maintenance of Roads	2,16,418	Increased expenditure on main items totalled Rs. 3,33,155 (Rs. 1,67,400 on account of supervision charges transferred to this head as stated above, Rs. 36,870 for Bituminous construction and Rs. 1,28,885 for Renewal of Road Surfaces Fund) against which there was a set off to the extent of Rs. 1,04,691 on account of decreased expenditure in respect of ordinary repairs and maintenance.
C. Public Lighting	11,708	Increase of Rs. 9,292 under gas and of Rs. 25,246 under new gas lamps counterbalanced by decrease of Rs. 25,120 under maintenance of oil lamps.
D. Cleansing of drains and sewers and street connections.	7,391	Decrease mainly under labour due to abolition of 34 posts of labourers.
New Works	14,076	Greater number of new works executed.
Debt charges	58,427	Partly due to the reallocation of debt charges on the basis of actual expenditure incurred out of the recent loans and partly due to the payment for the first time of debt charges for the whole year on Rs. 8½ lakhs advanced from Plant and Machinery Depreciation Fund and of interest on the advance of Rs. 9½ lakhs from Special Funds during 1932-33.

Budget Head.	Amount of Increase.	Amount of Decrease.	REMARKS.
	Rs.	Rs.	
IX. Mechanical—			
A. Pumping and Compressor Stations—			
(c) Pumping Station, Love Grove.	32,745	Decrease under fuel on account of the introduction of new electric Pumps.
(d) Compressor Station, Love Grove.	14,141	Due partly to reduction in the rate for coal and partly to reduced consumption of coal.
C. Transport—			
Road Scraping	5,503	Decrease in depreciation charges.
Removal of town refuse to Tardoo for transport to Deonar.	6,506	Decrease in depreciation charges.
II. Markets and Slaughter Houses.	17,818	Decreased expenditure mainly under running expenses, repairs and depreciation of meat lorries.
New Works	27,838	Larger number of new works executed.
Debt charges	50,398	Due to reallocation of debt charges on the basis of actual expenditure incurred.
X. Buildings, Land Acquisition and Management—			
Debt charges	62,761	Increase partly due to the increase in the amount of equated payment on the portion of Rs. 1,41,74,000 out of 2½ crores loan as approved under Corporation Resolution No. 5253 of 11th September 1928 and partly due to the reallocation of debt charges on the basis of actual expenditure incurred out of the recent Loans.
XI Fire Brigade	10,907	Decrease mainly under Establishment charges.
XIII Gardens and Open Spaces—			
A. Gardens	15,076	Due mainly to the staff for maintenance of the Malabar Hill Hanging Gardens transferred to the head II Water Works.
XIV. Markets and Slaughter Houses—			
(b) Municipal Markets	8,955	Decrease under ground rent and special repairs.
(c) Slaughter Houses	13,072	Decrease under feed of cattle and rates and taxes.
Debt charges	35,137	See remarks under III Education-Primary, Debt Charges.
New Works	13,214	Smaller number of new works executed.
XVI. Provident Fund, Pensions, Gratuities and Compassionate allowances—			
B. Pensions and Gratuities &c. ..	37,233	This represents the increased expenditure under this head over the preceding year. The figure of Rs. 1,15,355 shown in Appendix No. 4 is arrived at, taking the preceding year's actuals at Rs. 4,42,411 instead of Rs. 5,20,483, the difference of Rs. 78,072 being the deduction on account of the proportions of 1/4th and 2 1/2 per cent. chargeable to the heads II Water Works and XIV Markets and Slaughter Houses respectively.

LOAN FUNDS.

18. In the Budget for 1932-33 the loan to be raised in that year was estimated at Rs. 16 lakhs ; but owing to savings accrued on completed works, a loan of Rs. 13 lakhs was considered sufficient. Instead of raising the money in the open market the Corporation sanctioned an advance of Rs. 13 lakhs from the Special Funds on the basis of $4\frac{1}{2}$ per cent. interest and repayment by means of equated payments within 20 years. The actual amount of advance taken during the year was Rs. $9\frac{1}{2}$ lakhs only.

LOAN WORKS EXPENDITURE.

19. The opening balance on 1st April 1932 on account of Loan Funds excluding the Trust Funds was Rs. 4,36,695. During the year, an advance from the Special Funds of Rs. $9\frac{1}{2}$ lakhs was taken for financing the Loan Works expenditure. The total funds thus available were Rs. 13,86,695. The actual expenditure incurred on the Loan Works during the year amounted to Rs. 13,58,423 leaving an unspent balance of Rs. 28,272 at the close of the year.

20. The following statement contrasts the expenditure on Capital Works with the Budget and the Revised Estimates during the last five years :—

Year.	Loan and Trust Funds.			Percentage by which actuals fell short of Budget Estimates.	Percentage by which actuals fell short of Revised Estimates.
	Budget Estimates.	Revised Estimates.	Actuals.		
1928-29	71,37,728	73,09,929	54,27,075	24	26
1929-30	40,63,116	43,86,347	29,43,178	28	33
1930-31	30,65,638	24,05,724	14,16,223	53	41
1931-32	*21,17,849	*18,58,887	*13,42,975	37	28
1932-33	*13,40,300	*13,40,666	*9,21,845	31	31

* These figures do not include the amount on account of subvention.

It may be further noted that the Revised Estimates exclusive of the amount for subvention prepared by the Departmental officers were cut down by the Commissioner from Rs. 14,44,573 to Rs. 13,43,137. The estimates adopted by the Standing Committee and the Corporation were for Rs. 18,40,666 including Rs. 5,00,000 on account of subvention. The amount of Rs. 9,21,845 shown as the actual expenditure is arrived at as follows :—

	Rs.
Expenditure as shown in the summary of Appendix No. 8 ..	14,21,845
Less—Expenditure on account of subvention	5,00,000
	Rs. .. 9,21,845

It will be seen from the above that although the Departmental officers' demand for Rs. $14\frac{1}{2}$ lakhs was cut down to Rs. $13\frac{1}{2}$ lakhs in the Revised Estimates yet the actual expenditure booked amounted to even less than Rs. $9\frac{1}{2}$ lakhs, *i.e.*, 31 per cent. less than the Revised Estimates. I have repeatedly drawn attention in the previous reports to this disparity between Estimates and Actuals and it is to be noted that the percentage by which the actuals are out of the Revised Budget increased to 31, the previous year's percentage being 28. Unless greater care is exercised by the Executive Officers in making demands, no improvement is possible in this respect.

APPENDIX No. 8.

21. The following statement shows the figures of actual expenditure as compared with the Revised Estimates under the Major Heads :—

	Revised Estimates.	Actuals.
	- Rs.	Rs.
LOAN WORKS.		
II—Water Works, Ordinary	11,491	8,983
Tansa Triplication	Cr. 9,294	Cr. 1,11,979
III—Education, Primary	26,900	24,575
VII—Street Cleansing, Conservancy Road Watering and Halalkhore service	4,96,675	4,96,419
VIII—Roads, Drains and Sewers	8,69,520	7,23,266
IX—Mechanical	2,19,050	1,38,053
X—Buildings, Land Acquisition, etc.	75,811	37,914
XIII—Gardens and Open spaces	Cr. 2,417
XIV—Markets and Slaughter Houses	45,850	43,609
Total Rs. ..	17,36,003	13,58,423

22. Following the classification made of all the Loan Works under three distinctive groups for the purpose of appraising the distinctive character and value to the City in relation to the outlay, the allocation of outstanding debt as at 31st March 1933 and the debt charges involved will be seen from the following :—

Particulars of City service.	Amount of Loan outstanding on 31st March 1933.	Debt Interest.	Interest accrued but not paid.	Sinking Fund and repayments.	Bank's Commission and Miscellaneous Loan charges.	Total Debt charges.
	Rs.	Rs.	Rs.	Rs.	Rs.	Rs.
General services	9,41,56,185	49,39,466	77,297	24,53,995	12,216	74,82,974
Self-supporting services—						
Water Works	7,27,57,502	41,69,638	2,644	13,42,273	17,837	55,32,392
Markets and Slaughter Houses	40,10,839	2,42,412	59	94,966	423	3,37,860
Total Rs. ..	7,67,68,341	44,12,050	2,703	14,37,239	18,260	58,70,252
Grand Total Rs. ..	17,09,24,526	93,51,516	80,000	38,91,234	30,476	1,33,53,226

SINKING FUNDS.

23. From Appendix No. 10 it will be seen that inclusive of the securities at book value and the cash with the Imperial Bank of India, viz: Rs. 2,98,47,474 and interest accrued, Rs. 3,58,534, the invested balance of the Sinking Funds on 31st March 1933 amounted to Rs. 3,02,06,008. Valuing the Municipal Debentures at par, the market value of Sinking Fund Investments held on 31st March 1933 comes to Rs. 3,17,37,979. The amount of interest accrued up to 31st March 1933 is Rs. 3,58,535 and cash with the Imperial Bank of India is Rs. 307. The total amount of Sinking Fund Investments so valued comes to Rs. 3,20,96,820 against Rs. 2,91,04,322, the amount to which the Sinking Funds should have accumulated up to 31st March 1933.

24. The following statement summarises the debt position at the end of the year during the last three years :—

Year.	Debt outstanding.	Sinking Fund accumulations.	Debt charges.
	Rs.	Rs.	Rs.
1930-31	17,94,36,065	3,06,71,480	1,29,85,715
1931-32	17,72,55,245	3,27,97,995	1,32,51,618
1932-33	17,09,24,526	2,98,47,474	1,33,53,226

LIABILITIES AND ASSETS.

Appendices Nos. 5 & 7.

25. It will be seen that the gross revenue liabilities of the Corporation stood at Rs. 1,99,10,357 the assets being Rs. 2,46,97,766. The difference of Rs. 47,87,409 represents the Surplus Revenue Funds as shown in Appendix No. 2.

26. The gross capital liabilities of the Corporation including the balances available on account of Trust Fund and Worn-out Water Mains Renewal Fund stood at Rs. 17,15,17,618 at the close of the year under report and the assets at Rs. 27,98,68,633 resulting in a surplus of Rs. 10,83,51,015 the details of which are shown in Appendix No. 7.

INVESTMENTS AND INVESTED BALANCES.

27. The total sum of investment and re-investment excluding Sinking and Special Funds during the year aggregated Rs. 5,67,10,000 and the average number of days during which this sum remained invested was 56.34. This is equivalent to an investment of Rs. 97,83,712 throughout the year.

The details are as follows :—

Particulars.	Amount.	Average No. of days.
	Rs.	Rs.
(1) Current Account Deposits	1,47,35,000	21.23
(2) Fixed Deposits	2,56,25,000	84.16
(3) Deposits at call and at 7 days' notice	66,00,000	6.93
(4) Three months' Government of India Treasury Bills	95,00,000	68.05
(5) Six Months' Government of India Treasury Bills	2,50,000	184.00
Total Rs. ..	5,67,10,000	56.34

The interest earned during the year amounted to Rs. 3,40,287 and the details are as follows :—

	Rs.
(1) On Current Account Deposits at a rate between 2 per cent. and 3 per cent.	19,281
(2) On fixed Deposits	1,75,613
(3) On Deposits at Call	3,765
(4) On three months' Government of India Treasury Bills ..	1,09,185
(5) On six months' Government of India Treasury Bills ..	4,375
	3,12,219
(6) On Investments in Government and other Securities etc. .	28,068
	3,40,287
Total Rs. ..	3,40,287

The average rate of interest on current account deposits was 2.25 per cent. against 2.65 per cent. in the preceding year. The average rate of interest on fixed deposits was 2.97 per cent. against 5.55 per cent. in the preceding year and on deposits at call was 2.93 per cent. against 5.11 per cent. in the preceding year. The average rate of interest on three months' Government of India Treasury Bills was 3.94 per cent., and that on six months' Government of India Treasury Bills was 3.63 per cent. The rate realised on fixed deposits ranged from 1½ per cent. to 4¾ per cent., and on deposits at call from 2 per cent. to 4½ per cent. The maximum rates realised in the preceding year were 6½ per cent. on fixed deposits and 6¼ per cent. on deposits at call.

The average rate of interest on all deposits was 3.19 per cent. as against 6.07 per cent. in the preceding year.

SPECIAL FUNDS.

Appendices Nos. 6 and 16.

28. The opening balances to the credit of the different special funds, the additions made thereto, and the withdrawals made therefrom and the closing balances during the year are shown in Appendix No. 6. The details of different investments and the current market value are shown in Appendix No. 16, while Appendices Nos. 5 and 7 contain the total amount of paper held in each Fund and the cash balance to its credit at the Imperial Bank of India.

WATER WORKS ACCOUNT.

Appendix No. 12.

INCOME AND EXPENDITURE ACCOUNT.

29. The following statement shows the Income and the Expenditure for the year as contrasted with the Budget Estimates and the Actuals for the preceding year :—

	1932-33.		Actuals for 1931-32.	Increase or Decrease as compared with.	
	Budget.	Actuals.		The Budget.	The previous year's actuals.
	Rs.	Rs.	Rs.	Rs.	Rs.
Income—					
On Value	30,46,900	29,52,107	29,99,657	—94,793	— 47,550
By Measurements ..	32,52,100	32,68,902	32,23,944	+16,802	+ 44,958
Miscellaneous	2,03,500	1,85,176	1,95,185	—18,324	— 10,009
	65,02,500	64,06,185	64,18,786	—96,315	— 12,601
Expenditure—					
Maintenance	10,60,447	10,88,457	11,91,970	+28,010	—1,03,513
Debt charges	55,53,662	55,32,392	55,83,634	—21,290	— 51,242
	66,14,129	66,20,849	67,75,604	+ 6,720	—1,54,755
	—1,11,629	—2,14,664	—3,56,818

Appendix No. 12-A.

ASSETS AND LIABILITIES.

30. The liabilities at the close of the year stood at Rs. 8,74,13,060 and the assets aggregated Rs. 11,01,12,918. The excess of assets over liabilities thus amounted to Rs. 2,26,99,858.

MARKETS AND SLAUGHTER HOUSES ACCOUNT.

Appendix No. 13.

INCOME AND EXPENDITURE ACCOUNT.

31. The following statement shows the Income and Expenditure for the year as compared with the Budget Estimates and the Actuals for the preceding year :—

	1932-33.		Actuals for 1931-32.	Increase or Decrease as compared with	
	Budget.	Actuals.		The Budget.	The previous year's Actuals.
	Rs.	Rs.	Rs.	Rs.	Rs.
Income	11,70,500	11,34,000	11,51,471	—36,500	— 17,471
Expenditure under IX Me- chanical—C—Transport ..	92,965	82,766	1,00,790	—10,199	— 18,024
Under XIV Markets and Slaughter Houses	6,88,205	6,33,777	7,16,619	—54,428	— 82,842
	7,81,170	7,16,543	8,17,409	—64,627	—1,00,866
Total	+3,89,330	+4,17,457	+3,34,062

SUSPENSE ACCOUNTS.

WORKSHOPS.

Appendix No. 14.

32. A reference to the Income and Expenditure Account which appears in this Appendix will show that the value of the departmental works carried out during the year was Rs. 2,04,457, a decrease over 1931-32 of Rs. 13,612.

The expenditure on maintenance and repairs of the shops, machinery and buildings has decreased by Rs. 9,253, and also that on salaries, office expenses and general charges by Rs. 1,943.

The percentage rate to be added to the labour cost for recouping overhead charges was 70 per cent. throughout the year.

33. The following statement shows the opening and closing balances of recoverable advances for the year 1932-33 :—

	Balance at the beginning.	Balance at the close.	REMARKS.
	Rs.	Rs.	
Departmental Works	23,161	10,052	
Private Works	27,471	32,933	
Asphalt Plant, Crushers, &c. ..	3,969	45,907	<p>The closing balances of outstanding bills and of stocks on hand at Asphalt Plant at Sewri and Love Grove Crushers and for Mechanical Transport aggregated Rs. 70,847</p> <p>Less—Net Credit balance of Profit and Loss A/c in respect of Asphalt Plant and Love Grove Crushers for 1932-33 to be adjusted during 1933-34 14,015</p> <p>Amount due on A/c of Royalty 10,925</p> <p style="text-align: right;"><u>24,940</u></p> <p style="text-align: right;">Rs. . 45,907</p>
Municipal Officers	22,306	18,634
Advances from Special Funds for Capital Works.	8,50,000	17,74,294	This is made up of Rs. 8,24,294 outstanding out of the advance for 1931-32 of Rs. 8½ lakhs from Plant and Machinery Depreciation Fund and of Rs. 9,50,000 (Rs. 8 lakhs from the Renewal of Road Surfaces Fund and Rs. 1½ lakhs from Plant and Machinery Depreciation Fund) advanced during 1932-33 being repayable on the basis of equated payments at 4½ per cent. interest within 20 years as sanctioned under C. R. No. 5373 of 6th October 1932.
Charges met out of advance from Plant and Machinery Depreciation Fund for levelling, metaling &c., private streets.	1,33,119	1,18,890	Represents the outstanding balance of recoveries to be made from various frontagers &c., of private streets for cost of improvements carried out under Section 489 of the Municipal Act.
Miscellaneous Advances	5,12,230	2,60,614	Includes Rs. 2,50,000 on account of advance from Surplus Cash Balance for conversion of insanitary basket privies into water-closets pending adjustment against a loan to be raised in 1933-34.
Building Certificate forms &c. ..	11	62
B. B. & C. I. and G. I. P. Railway..	8,000	8,000	For meeting freight &c., charges in respect of cement purchased by us from the Cement-Companies.
Municipal contractors	200
Municipal Tenderers	2
Purchase of coal	33,161	14,560	Represents the value of coal on hand at the close of the year.
Purchase of petrol	3,099	5,136	Shows the value of petrol on hand at the close of the year together with outstanding bills.
Municipal Workshops	34,600	33,438	The details will be found in Appendix No. 14-A.
Total Rs. ..	16,51,129	23,22,720	

DEPOSITS.

APPENDIX No. 14-C.

34. The opening balances on 1st April 1932 stood at Rs. 14,63,084. The credits during the year amounted to Rs. 1,01,82,458 and the debits to Rs. 97,46,559. The closing balances aggregated Rs. 18,98,983 resulting in an increase of Rs. 4,35,899 as compared with the previous year. There were increases of Rs. 11,037 under Cash Deposits from tenderers, Rs. 2,89,199 under Cash Deposits from private parties received through departmental officers (City Engineer, Rs. 59,767, Hydraulic Engineer, Rs. 5,397 and Assessor and Collector, Rs. 2,26,693 due to the collection of riot tax amounting to Rs. 2,53,650), Rs. 1,22,891, under other cash deposits Rs. 14,742 under Cash Deposits from contractors, and Rs. 14,400 under Paper Deposits from contractors kept in office counterbalanced by decrease mainly under Paper Deposits from contractors kept in Bank of Rs. 18,900.

RESERVE STOCK.

35. The opening balance and the receipts of General Stores during the year as per my books were Rs. 2,93,533 and Rs. 4,01,611 respectively and the issues amounted to Rs. 4,22,561. The closing balance of General Stores was therefore Rs. 2,72,583, *i.e.*, less by Rs. 20,950 than the opening balance.

36. The verification of the reserve stock for the year 1932-33 was commenced in January 1933 and completed in March 1933. It is satisfactory to note that this year there were minor discrepancies in the stock resulting in a net excess of Rs. 154-3-0 only.

DEPARTMENTAL STOCK VERIFICATION.

37. The third verification of all stocks of consumable stores, Plant, Machinery, Animals, Furniture, etc., was undertaken during the year. The programme of verification was however slightly altered and surprise checks were instituted in the various offices situated in different Wards in the City with the result that the registers were posted regularly and minor discrepancies rectified as early as possible.

The third detailed verification of the Central Stores as well as the second verification of Line Suspense account and other stores outside Bombay were also completed and the records of receipts and issues were found to be satisfactory.

38. The balances of General Serviceable Stores in charge of the Storekeeper are compared below for the last five years :—

						Rs.
Balance at the close of	1928-29	4,87,922
Do.	do. 1929-30	4,75,227
Do.	do. 1930-31	3,52,720
Do.	do. 1931-32	2,93,533
Do.	do. 1932-33	2,72,583

Capital Stores.

The opening balance of Rs. 2,98,181 together with the receipts of Capital Stores during the year aggregated Rs. 4,36,943 and the issues Rs. 1,89,143 thus resulting in a decrease of Rs. 50,381 in the closing balance of Capital Stores as compared with the opening balance.

Street Improvements.

39. The provision made in the Revised Loan Works Budget for meeting claims on account of acquisition of setbacks was Rs. 2,50,000 the expenditure being Rs. 2,28,188.

After deducting all ascertained time-barred claims, the undischarged commitments upto 31st March 1933 in regard to setbacks already acquired and sanctioned to be acquired amount to Rs. 11,90,910 against which we have a provision of Rs. 2,00,000 in the 1933-34 Budget. In addition to this, further liabilities may be expected on account of further acquisition of setbacks that will be sanctioned during the year 1933-34.

Levelling, Metalling &c. Private Streets.

40. The expenditure on the improvement of private streets is financed in the first instance from the Plant and Machinery Depreciation Fund pending recovery from the house owners.

The following statement shows the figures of advance sanctioned, expenditure incurred and recoveries made during the last five years :—

Year.	Grant Advance from Plant and Machinery Depreciation Fund.	Expenditure.				Recoveries inclusive of interest and supervision charges.
		Actual expenditure on works.	Supervision charges.	Interest, &c., on advance.	Total.	
	Rs.	Rs.	Rs.	Rs.	Rs.	Rs.
1928-29	2,00,000	29,353	13,465	10,103	52,921	97,541
1929-30	1,28,000	40,988	8,488	8,759	58,235	69,735
1930-31	1,17,600	18,512	9,445	7,946	35,903	66,905
1931-32	61,610	35,086	8,692	6,607	50,385	63,966
1932-33	70,000	36,907	8,572	5,992	51,471	65,700
Total	2,48,915	3,63,847

The amount of recoveries to be made, outstanding on 1st April 1928 was Rs. 2,33,822. Adding Rs. 2,48,915 on account of expenditure incurred during the years 1928-29 to 1932-33 and deducting Rs. 3,63,847 recovered during the same period, the amount outstanding at the close of the year 1932-33 comes to Rs. 1,18,890 as shown in Appendix No. 5.

Conversion of Insanitary Privies into Water-Closets.

41. The scheme of accelerating the conversion of insanitary basket privies into water-closets by subsidising house-owners was sanctioned under Corporation Resolution No. 2087 of 14th June 1927. The total number of privies in sewerage area to be converted was estimated at 33,000. The payment of subvention during each year is made in the first instance from the Surplus Cash Balance which is replenished by raising a loan of an equivalent amount in the next financial year. Subventions granted to house-owners were at the rate of Rs. 100 per seat upto 30th September 1929 thereafter at Rs. 75 per seat upto 30th April 1931, at Rs. 50 per seat from 1st May 1931 to 30th November 1931, no subsidy being payable after 1st December 1931.

The following statement shows the number of privies converted and the subsidy granted for the last five years :—

Year ending	No. of privies converted at Rs. 100 per seat.	Amount.	No. converted at Rs. 75 per seat.	Amount.	No. converted at Rs. 50 per seat.	Amount.	TOTAL.	
							No. converted.	Amount paid.
		Rs.		Rs.		Rs.		Rs.
31-3-1929 .	904	90,400	904	90,400
31-3-1930 .	4,752	4,75,200	4,752	4,75,200
31-3-1931 .	4,878	4,87,800	2,496	1,87,200	7,374	6,75,000
31-3-1932	999	99,900	5,304	3,97,800	46	2,300	6,349	5,00,000
31-3-1933 .	88	8,800	2,306	1,72,950	1,365	68,250	3,759	2,50,000
Total ..	11,621	11,62,100	10,106	7,57,950	1,411	70,550	23,138	19,90,600

The number of halalkhores before the commencement of the conversion was 2,021 and on 31st March 1933 the number was reduced to 950. Allowing for a part of the reduction due to redistribution of the work, the saving on account of the pay of 1,071 halalkhores amounts to Rs. 3,02,022 per annum as against the debt charges of Rs. 1,53,999 per annum.

GENERAL REMARKS.

000 omitted.

42. In the Budget Estimates for the year, the total income was estimated at Rs. 3,28·15 and the total expenditure at Rs. 3,27·93, the budgetted surplus being Rs. ·22. The actual income realised for the year was Rs. 3,00·02 and the total expenditure aggregated Rs. 3,21·69 showing a deficit of Rs. 21·67 which is the highest ever recorded in the history of the Municipal finances since 1866. As far as the total income is concerned, the actuals falls short of the budget estimates by Rs. 28·13. On scrutinising the details it will be seen that the General Tax shows a considerable decrease of Rs. 13·03 which is made up of Rs. 1·89 from the Public due to fall in rent, of Rs. 8·56 under Mills due to the refund of the excess amount paid by them last year pending settlement of the assessment dispute, of Rs. 2·16 under G. I. P. Railway due to the dispute regarding revised valuations. There are decreases in the receipts from Government (Rs. ·25) and C. I. Trust (Rs. ·26) counterbalanced by an increase of Rs. ·09 from the B. B. & C. I. Railway. The other important sources of revenue in which the actuals have fallen short of the budget estimates are Town Duties (Rs. 3·73), Cotton Duties (Rs. 4·71), Interest on Investments (Rs. 2·20), Grant for Primary Education from Government (Rs. 2·31), Water Tax on value (Rs. ·95) and Halalkhore Tax (Rs. 3·31). The reasons for decreases have already been given in the Commissioner's note on the Revised Estimates. One item on the Income side which deserves special mention is the sale of surplus land. In the Budget the receipts under this head were estimated at Rs. 3·00 against which the actuals amounted to Rs. 7·37. But for these increased receipts the total deficit in income would have been still greater.

On the expenditure side it is gratifying to see that the actuals for the year were Rs. 3,21·69 against the Budget Estimate of Rs. 3,27·93 which shows a decrease of Rs. 6·24. This result will appear still more satisfactory if these actuals are compared with those for the year 1931-32 :—

	1931-32. 1932-33.		
	Rs.	Rs.	
Debt charges	1,32·52	1,33·53	+101
Primary Education	30·61	31·92	+131
Provident Fund and Pension charges	7·01	8·17	+116
Expenditure on other City services	1,53·15	1,48·07	—508
	<u>3,23·29</u>	<u>3,21·69</u>	<u>—160</u>

The extent to which expenditure has been curtailed will be apparent from the above figures.

Owing to economic depression the Municipal finances have been adversely affected to a very considerable extent. The accumulations of reserve balances have been drawn upon for meeting deficits aggregating Rs. 42·09 during the last 5 years. The abnormal drop in income has now created a very unsatisfactory situation causing thereby a serious drop in our Surplus Cash Balance. Our annual recurring liabilities on account of debt charges have gone up during this period although our loan works programme has been considerably curtailed.

We have to face the impending liability of the amalgamation of the Improvement Trust. The other important liability which we shall be called upon to undertake in the near future is on account of the Drainage Scheme for the North of the Island, plans and estimates for which have recently been sanctioned by the Corporation. The present policy regarding loan works expenditure will require some modification. The financial situation calls for the exercise of the greatest caution in incurring new liabilities.

I have the honour to be,

Sir,

Your most obedient servant,

V. V. SHALIGRAM,

Ag. Chief Accountant.

Appendices.

- No. 1.—General Financial Statistics.
- No. 2.—Statement of Surplus Revenue Fund.
- No. 3.—Statement showing the Income realised during 1932-33 as compared with estimates for the year as also with the actuals for the preceding year.
- No. 4.—Statement showing the Expenditure during 1932-33 as compared with the Revised Estimates and the Actuals for the preceding year.
- No. 5.—Balance Sheet (Revenue) as at 31st March 1933.
- No. 6.—Statement of Special Funds for 1932-33.
- No. 7.—Balance Sheet (Capital Funds) as at 31st March 1933.
- No. 8.—Block Account, showing details of Capital Expenditure up to 31st March 1933.
- No. 9.—Statement showing (1) the total amount of Municipal loans raised, (2) the expenditure incurred there against and (3) the invested balances of the loans on 31st March 1933.
- No. 10.—Statement showing the actual investment on account of the Sinking Fund of different loans upto 31st March 1933 compared with the amounts which should have accumulated upto that date on the basis of the fixed instalments and the sums set aside as Sinking Fund as at 31st March 1933.
- No. 11.—Statement showing outstanding loans due by the Municipality, the interest outstanding on 1st April 1932 on the different loans, the amounts payable for the year 1932-33 the amounts paid by the Imperial Bank of India and office during that year and the balances outstanding on 31st March 1933.
- No. 12.—Water Works Income and Expenditure Account, including statement of income realizations for 1932-33 and preceding five years from water supply through meters.
- No. 12A.—Water Works Assets and Liabilities.
- No. 13.—Markets and Slaughter Houses, Income and Expenditure Account for 1932-33.
- No. 14.—Municipal Workshops Income and Expenditure for the year 1932-33.
- No. 14A.—Municipal Workshops Balance Sheet as at 31st March 1933.
- No. 14B.—Statement of Advance Accounts for 1932-33.
- No. 14C.—Statement of Deposit Accounts for 1932-33.
- No. 14D.—Statement of Reserve Stores Stock Accounts for 1932-33.
- No. 14E.—Statement of Interest accrued but not paid in respect of the Municipal loans outstanding on 31st March 1933.
- No. 15.—Statement of amounts of receipts and expenditure respectively credited and debited to the Municipal Fund during the year 1932-33 and the balance at the credit of the Fund at the close of the year 1932-33 (i.e., 31st March 1933).
- No. 16.—Comparison of Face, Purchase, and Market Values at 31st March 1933 of the different securities held in the Special Funds.
- No. 16A.—Comparison of Face, Purchase and Market Values at 31st March 1933 of the different securities held in the Sinking Funds.
- No. 16B.—Statement showing amounts of and the objects for which the donations held under Public Monuments Maintenance Fund are received from different parties upto 31st March 1933.
- No. 16C.—Statement showing the amounts of and the object for which the endowments held under Endowments Fund were received from different parties upto 31st March 1933.
- No. 17.—Statement of Town Duties collected and refunds allowed in 1932-33.
- No. 18.—Statement of net proceeds of Cotton Duty during 1932-33 and the share of the Government and the Municipality.
- No. 19.—Statement of the Income of the Bombay Municipality from 1865 to the close of the financial year 1932-33.
- No. 20.—Statement of the Expenditure of the Bombay Municipality from 1865 to the close of the financial year 1932-33.
- No. 21.—Contrasted statement of Income and Expenditure from the year 1865 to the financial year 1932-33.

Appendix No. 1.

General Financial Statistics.

	1928-29.	1929-30.	1930-31.	1931-32.	1932-33.
<i>General.</i>					
1. Area of the City (acres) ..	15,536	15,690	15,714	15,714	15,714
2. Population.. .. .	1,313,443	1,333,090	1,161,383	1,161,383	1,161,383
<i>Rates and Assessments.</i>					
3. Ratable value .. Rs.	12,74,89,831	13,31,79,886	13,50,26,397	13,18,35,939	12,97,33,261
4. Ratable value per head of population	Rs. 97-1-1	Rs. 99-14-5	Rs. 116-10-4	Rs. 113-8-3	Rs. 111-11-4
5. Properties registered in the Assessment Book ..	47,705	46,544	46,515	46,554	47,255
<i>Income.</i>					
6. General Tax at 11 per cent.	Rs. 1,26,09,968	Rs. 1,27,10,958	Rs. 1,29,50,889	Rs. 1,29,37,243	Rs. 1,20,42,746
7. Income from other sources	1,89,23,415	2,04,29,140	1,90,95,783	1,89,76,933	1,79,59,635
Total Income .. Rs.	3,15,33,383	3,31,40,098	3,20,46,672	3,19,14,176	3,00,02,381
8. Incidence of Taxation per head	Rs. 23-10-2	Rs. 24-9-2	Rs. 24-1-2	Rs. 23-2-0	Rs. 22-2-9
<i>Loans.</i>					
9. Debt outstanding ..	Rs. 18,48,59,325	Rs. 18,09,63,341	Rs. 17,94,36,065	Rs. 17,72,55,245	Rs. 17,09,24,526
10. Redemption and Sinking Funds in hand or invested	3,07,67,782	3,14,02,082	3,06,71,480	3,27,97,995	2,98,47,474
11. Net Loan Debt	15,40,91,543	14,95,61,259	14,87,64,585	14,44,57,250	14,10,77,052
12. Net Debt per head of population	Rs. 117-5-1	Rs. 112-3-1	Rs. 128-8-3	Rs. 124-6-2	Rs. 121-7-7
<i>Expenditure.</i>					
13. Primary Education ..	Rs. 28,68,473	Rs. 30,04,303	Rs. 29,44,897	Rs. 30,61,145	Rs. 31,92,895
14. Medical Relief and Education	16,27,649	16,90,793	18,23,641	17,40,480	17,13,017
15. <i>Water Works.</i>					
Maintenance ..	11,33,109	11,97,865	12,66,526	11,91,970	10,88,457
Debt charges ..	57,13,492	56,83,099	56,10,183	55,83,634	55,32,392
16. Other City services ..	1,49,84,862	1,40,73,301	1,36,26,773	1,30,83,516	1,28,21,522
17. Debt charges—excluding water works	64,22,693	73,71,468	73,75,532	76,67,984	78,20,834
Total Expenditure .. Rs.	3,27,50,278	3,30,00,829	3,26,47,552	3,23,28,729	3,21,69,117

V. V. SHALIGRAM,
Ag. Chief Accountant.

H. K. KIRPALANI,
Municipal Commissioner.

APPENDIX No. 2.

Revenue Account for the year ended 31st March 1933

Particulars.	Details.	Total.	Particulars.	Details.	Total.
	Rs. a. p.	Rs. a. p.		Rs. a. p.	Rs. a. p.
To Revenue Expenditure as per Appendix No. 4	3,21,69,117 4 1	By Revenue of previous year renewed for payment of contribution to C. I. Trust during 1932-33.	23,52,241 15 11
„ Revenue Expenditure to be incurred in 1933-34 and provided for as renewed grants.	3,03,570 0 0		„ Revenue of previous years renewed for the year 1932-33.	...	4,39,052 0 0
„ Contribution payable to C. I. Trust during 1933-34.	21,89,826 10 10	24,93,396 10 10	„ Revenue Receipts as per Appendix No. 3..	3,00,02,381 0 8
			„ Balance being deficit for the year	18,68,838 14 4
		3,46,62,513 14 11			3,46,62,513 14 11
Deficit for the year		18,68,838 14 4	Surplus Revenue Fund as at 1st April 1932		66,56,248 6 3
Balance being Surplus Revenue Fund as at 31st March 1933 as per Appendix No. 5.		47,87,409 7 11			66,56,248 6 3
		66,56,248 6 3			66,56,248 6 3

43

V. V. SHALIGRAM,
Ag. Chief Accountant.

H. K. KIRPALANI,
Municipal Commissioner.

Appendix

I N

STATEMENT showing the Net Receipts during the Financial year 1932-33 from all sources as

Actuals for 1931-32.	PARTICULARS.	Details of Actuals.	Actuals for 1932-33.	Budget Estimate for 1932-33.
1	2	3	4	5
Rs. a. p.	1.—General Tax, Indirect Taxation and Miscellaneous Revenue.	Rs. a. p.	Rs. a. p.	Rs. a. p.
	A—General Tax at 11 per cent.—			
91,18,509 15 1	(1) From the Public	92,06,004 7 8		93,95,000 0 0
5,50,798 7 6	(2) „ Government	4,95,637 5 1		5,20,500 0 0
12,16,518 12 0	(3) „ Port Trust	10,56,080 15 0		10,56,200 0 0
2,66,422 0 0	(4) „ C. I. Trust	2,24,237 7 0		2,49,800 0 0
12,45,617 3 0	(5) „ Mills	6,66,922 7 0		15,23,300 0 0
3,45,923 8 0	(6) „ G. I. P. Railway	1,86,587 5 0		3,52,800 0 0
1,93,453 4 0	(7) „ B. B. & C. I. Railway ...	2,57,276 9 0		2,43,300 0 0
1,29,37,343 1 7			1,30,42,746 7 9	1,33,45,700 0 0
	B—Town Duties—			
21,59,611 2 0	(1) Through Port Trust	15,83,013 15 5		23,80,000 0 0
4,34,825 8 0	(2) „ G. I. P. Railway	4,24,256 2 11		3,60,000 0 0
1,87,457 13 11	(3) „ B. B. & C. I. Railway ...	1,60,302 8 9		1,70,000 0 0
27,81,694 7 11			21,67,572 11 1	29,10,000 0 0
16,22,765 4 0	Less—Refunds and Commission charges.		10,40,384 7 0	14,10,000 0 0
11,59,129 3 11			11,27,188 4 1	15,00,000 0 0
7,37,367 1 8	C—Cotton Import Duty (Munl. Share $\frac{1}{4}$th of net receipts)		8,28,855 10 7	13,00,000 0 0
	D—Licenses—			
2,840 10 0	(1) Land, Conveyance, Music Licenses (issued by the Commissioner of Police)		3,717 13 0	2,800 0 0
1,43,750 0 0	E—Liquor Licenses—Committed payment from Government (Act V of 1878) ...		1,43,750 0 0	1,43,750 0 0
4,19,346 14 4	F—Tobacco Duty—Net receipts from Government (Act IV of 1857) ...		3,50,771 4 1	3,85,000 0 0
6,99,047 14 11	G—Interest and Profit on Investments of Surplus Loan and other Balances ...		2,80,125 14 10	5,00,000 0 0
	H—Miscellaneous—			
7,869 6 0	(1) Contribution from Munl. servants towards Pensions, etc., Fund ...	6,500 2 0		7,500 0 0
34,338 1 0	(2) Fines for offences against the Law.	25,363 15 0		50,000 0 0
6,261 13 9	(3) Sale proceeds of unserviceable Tools and Plant	4,786 2 0		6,000 0 0
17,870 11 2	(4) Miscellaneous receipts	36,942 9 2		20,000 0 0
6,012 14 4	(5) Miscellaneous fees	6,064 0 4		6,000 0 0
1,27,167 12 4	(6) Rent of buildings and lands ...	1,26,763 7 1		1,10,000 0 0
1,99,520 10 7	Total, H—Miscellaneous ...		2,06,420 3 7	1,99,500 0 0
1,62,98,245 9 0	Carried forward Rs. ...		1,49,83,575 9 11	1,73,76,750 0 0

No. 3.

C O M E.

contrasted with the Actuals for 1931-32, the Original Budget Estimate and the Revised Estimate.

Revised Estimate for 1932-33.	Compared with the Actuals for 1931-32.		Compared with the Original Estimate.		Compared with the Revised Estimate.	
	Increase.	Decrease.	More.	Less.	More.	Less.
6	7	8	9	10	11	12
Rs. a. p.	Rs. a. p.	Rs. a. p.	Rs. a. p.	Rs. a. p.	Rs. a. p.	Rs. a. p.
93,68,500 0 0	87,494 8 7	1,88,995 8 4	1,62,495 8 4
5,20,500 0 0	55,161 2 5	24,862 10 11	24,862 10 11
10,56,100 0 0	1,60,437 13 0	119 1 0	19 1 0
2,49,500 0 0	42,184 9 0	25,362 9 0	25,262 9 0
7,35,000 0 0	5,78,694 12 0	8,56,377 9 0	68,077 9 0
3,67,100 0 0	2,09,336 3 0	2,16,212 11 0	2,30,512 11 0
2,71,200 0 0	63,823 5 0	8,976 9 0	13,923 7 0
1,25,67,900 0 0	1,51,317 13 7	10,45,814 7 5	8,976 9 0	13,11,930 1 3	5,25,153 8 3
16,60,000 0 0	5,78,597 2 7	7,96,986 0 7	76,986 0 7
4,75,000 0 0	10,569 5 1	64,256 2 11	50,743 13 1
1,65,000 0 0	27,155 5 2	9,697 7 3	4,697 7 3
23,00,000 0 0	6,14,321 12 10	64,256 2 11	8,06,683 7 10	1,32,427 4 11
11,25,000 0 0	5,82,380 13 0	3,69,615 9 0	84,615 9 0
11,75,000 0 0	5,82,380 13 0	6,14,321 12 10	4,33,871 11 11	8,06,683 7 10	84,615 9 0	1,32,427 4 11
10,00,000 0 0	91,488 8 11	4,71,144 5 5	1,71,144 5 5
3,718 0 0	877 8 0	917 13 0	0 3 0
1,43,750 0 0
3,85,000 0 0	68,575 10 3	34,228 11 11	34,228 11 11
3,00,000 0 0	4,18,922 0 1	2,19,874 1 2	19,874 1 2
6,500 0 0	1,369 4 0	999 14 0	0 2 0
25,000 0 0	8,974 2 0	24,636 1 0	363 15 0
6,000 0 0	1,475 11 9	1,213 14 0	1,213 14 0
10,000 0 0	19,071 14 0	16,942 9 2	26,942 9 2
6,000 0 0	51 2 0	64 0 4	64 0 4
1,20,000 0 0	404 5 3	16,763 7 1	6,763 7 1
1,78,500 0 0	19,123 0 0	12,223 7 0	33,770 0 7	26,849 13 0	34,134 1 7	1,213 14 0
1,57,48,868 0 0	8,45,187 6 6	21,59,857 5 7	4,77,536 2 6	28,70,710 8 7	1,18,749 10 7	8,84,042 0 8

Appendix

I N

STATEMENT showing the Net Receipts during the Financial year 1932-33 from all sources as

Actuals for 1931-32.	FARTICULARS.	Details of Actuals.	Actuals for 1932-33.	Budget Estimate for 1932-33.
1	2	3	4	5
Rs. a. p.		Rs. a. p.	Rs. a. p.	Rs. a. p.
1,62,98,245 9 0	Brought over Rs. ...		1,49,83,575 9 11	1,73,76,750 0 0
	2.—Water Works.			
	A.—Water Tax and Other Miscellaneous Water Works Revenue—			
29,99,856 12 8	(1) On Ratable Value	29,52,107 4 2		30,46,900 0 0
32,23,944 3 4	(2) By Measurement per 1,000 gallons...	32,68,902 4 1		32,52,100 0 0
64,137 8 0	(3) Rent of Water Meters	65,254 10 0		64,500 0 0
1,09,284 14 2	(4) Compounded Tax	1,00,642 13 3		1,12,000 0 0
5,752 14 0	(5) Rent of Buildings and Lands ...	5,914 9 0		7,000 0 0
	(6) Miscellaneous—			
16,010 0 2	(b) Miscellaneous receipts... ..	13,363 8 6		20,000 0 0
64,18,786 4 4			64,06,185 1 0	65,02,500 0 0
	3.—Education, Primary.			
7,94,184 0 0	A.—Contribution from Government	6,18,501 0 0	8,50,000 0 0
18 8 0	B.—Miscellaneous— Miscellaneous Receipts
7,94,202 8 0			6,18,501 0 0	8,50,000 0 0
	4.—Education, Secondary.			
170 5 0	A.—Miscellaneous— (1) Miscellaneous Receipts		39 8 0	100 0 0
	5.—Public Health Department.			
	Miscellaneous—			
4,940 9 7	(1) Miscellaneous Receipts	11,443 10 5		4,700 0 0
19,017 12 0	(2) Miscellaneous fees	20,852 5 0		17,800 0 0
47,463 9 5	(3) Rent of Buildings and Lands ...	47,415 15 1		47,000 0 0
10,794 6 5	(4) Sale of rights	14,667 4 0		12,000 0 0
82,216 5 5			94,879 2 6	81,500 0 0
	6.—Medical Relief and Education.			
2,747 8 0	A.—Interest realised on donations from the Public	2,849 9 2	2,750 0 0
	B.—Miscellaneous—			
12,386 10 4	(1) Miscellaneous Receipts	48,945 1 8		2,000 0 0
4,839 13 4	(2) Miscellaneous fees	1,483 0 11		4,500 0 0
586 8 0	(3) Rent of Buildings and Lands ...	632 8 0		500 0 0
17,812 15 8			51,060 10 7	7,000 0 0
79,456 1 0	C.—Receipts from G. S. Medical College..	85,959 8 0	77,500 0 0
2,936 1 8	D.—Receipts from King Edward Memorial Hospital	2,224 4 0	2,500 0 0
1,02,952 10 4	Total, 6.—Medical Relief, etc.	1,42,093 15 9	89,750 0 0
2,36,96,573 10 1	Carried forward Bs.	2,22,44,774 5	2,49,00,600 0 0

No. 3—continued.

C O M E.

contrasted with the Actuals for 1931-32, the Original Budget Estimate and the Revised Estimate.

Revised Estimate for 1932-33.	Compared with the Actuals for 1931-32.		Compared with the Original Estimate.		Compared with the Revised Estimate.	
	Increase.	Decrease.	More.	Less.	More.	Less.
6	7	8	9	10	11	13
Rs. a. p.	Rs. a. p.	Rs. a. p.	Rs. a. p.	Rs. a. p.	Rs. a. p.	Rs. a. p.
1,57,48,868 0 0	8,45,187 6 6	21,59,857 5 7	4,77,536 2 6	28,70,710 8 7	1,18,749 10 7	8,84,042 0 8
29,98,100 0 0	47,549 8 6	94,792 11 10	45,992 11 10
32,07,400 0 0	44,958 0 9	16,802 4 1	61,502 4 1
65,900 0 0	1,117 2 0	754 10 0	645 6 0
1,07,600 0 0	8,642 0 11	11,357 2 9	6,957 2 9
6,300 0 0	161 11 0	1,085 7 9	385 7 0
15,000 0 0	2,646 7 8	6,636 7 6	1,636 7 6
64,00,300 0 0	46,236 13 9	58,838 1 1	17,556 14 1	1,13,871 13 1	61,502 4 1	55,617 3 1
6,10,000 0 0	1,75,683 0 0	2,31,499 0 0	8,501 0 0
.....	18 8 0
6,10,000 0 0	1,75,701 8 0	2,31,499 0 0	8,501 0 0
100 0 0	130 13 0	60 8 0	60 8 0
4,900 0 0	6,503 0 10	6,743 10 5	6,543 10 5
17,800 0 0	1,834 9 0	3,052 5 0	3,052 5 0
47,300 0 0	47 10 4	415 15 1	115 15 1
12,200 0 0	3,872 13 7	2,667 4 0	2,467 4 0
82,200 0 0	12,210 7 5	47 10 4	12,879 2 6	12,179 2 6
2,800 0 0	102 1 2	99 9 2	49 9 2
50,000 0 0	36,558 7 4	46,945 1 8	1,054 14 4
3,600 0 0	3,356 12 5	3,016 15 1	2,116 15 1
500 0 0	46 0 0	132 8 0	132 8 0
54,100 0 0	36,604 7 4	3,356 12 5	47,077 9 8	3,016 15 1	192 8 0	3,171 13 5
89,100 0 0	6,503 7 0	8,459 8 0	3,140 8 0
2,200 0 0	711 13 8	275 12 0	24 4 0
1,48,200 0 0	43,209 15 6	4,068 10 1	55,836 10 10	3,292 11 1	206 5 2	6,312 5 5
2,29,59,568 0 0	9,46,844 11 2	23,98,644 0 1	5,63,608 13 11	32,19,434 8 9	2,01,138 6 4	9,46,032 1 2

Appendix

I N.

STATEMENT showing the Net Receipts during the Financial year 1932-33 from all sources as

Actuals for 1931-32.	PARTICULARS.	Details of Actuals.	Actuals for 1932-33.	Budget Estimate for 1932-33.
1	2	3	4	5
Rs. a. p.		Rs. a. p.	Rs. a. p.	Rs. a. p.
2,36,96,573 10 1	Brought over Rs....		2,22,44,774 5 2	2,49,00,600 0 0
	7.—Street cleansing and Conservancy, Road Watering and Halalkhore Service.			
	A.—Halalkhore Tax—			
31,28,149 15 0	(1) On Ratable value	29,47,185 4 8		32,80,300 0 0
1,33,511 9 0	(2) For special service	1,31,053 13 0		1,29,200 0 0
32,61,661 8 0			30,78,239 1 8	34,09,500 0 0
	B.—Miscellaneous—			
25,851 0 0	(1) Sale of Rights	31,251 0 0		30,000 0 0
12,078 13 3	(2) Miscellaneous Receipts	6,102 10 5		15,000 0 0
10,683 0 0	(3) Miscellaneous Fees	16,221 11 0		6,500 0 0
63,331 11 0	(4) Rent of Buildings and Lands	67,530 8 0		62,000 0 0
1,11,944 8 3			1,21,105 13 5	1,13,500 0 0
33,73,606 0 3			31,99,344 15 1	35,23,000 0 0
	8.—Roads, Drains and Sewers.			
	A.—Wheel Tax and Government contribution in lieu of Tolls—			
7,46,270 11 0	(1) Private conveyances	7,32,369 14 0		7,50,000 0 0
2,86,870 1 0	(2) Public conveyances... ..	3,12,969 15 0		3,15,000 0 0
25,000 0 0	(3) Contribution from Govt. in lieu of Tolls	25,000 0 0		25,000 0 0
10,58,140 12 0			10,70,339 13 0	10,90,000 0 0
	B.—Ground Rent—			
65,369 5 10	(1) From Tramway Co.	65,329 14 10		65,000 0 0
64,155 0 5	(2) „ Telephone Co.	5,160 12 8		62,000 0 0
38,156 3 3	(3) „ Private Parties	40,444 2 1		40,000 0 0
1,67,680 9 6			1,10,934 13 7	1,67,000 0 0
	C.—Miscellaneous—			
59,741 10 4	(1) Miscellaneous receipts	41,537 1 1		42,000 0 0
17,413 0 8	(2) Miscellaneous fees	20,338 15 11		17,000 0 0
32,724 10 11	(3) Rent of Buildings and Lands	28,755 2 7		40,000 0 0
1,09,879 5 11			90,631 3 7	99,000 0 0
1,665 8 0	D.—Interest realised on donations ..		2,449 5 1	1,670 0 0
13,37,366 8 5	Total, 8.—Roads, Drains and Sewers...		12,74,355 3 3	13,57,670 0 0
	9.—Mechanical.			
	Miscellaneous—			
7,148 9 4	Miscellaneous receipts		19,491 13 8	2,000 0 0
2,84,14,694 7 1	Carried forward Rs. ...		2,67,37,966 5 2	2,97,83,270 0 0

No. 3—continued.

C O M E.

contrasted with the Actuals for 1931-32, the Original Budget Estimate and the Revised Estimate.

Revised Estimate for 1932-33.	Compared with the Actuals for 1931-32.		Compared with the Original Estimate.		Compared with the Revised Estimate.	
	Increase.	Decrease.	More.	Less.	More.	Less.
6	7	8	9	10	11	12
Rs. a. p.	Rs. a. p.	Rs. a. p.	Rs. a. p.	Rs. a. p.	Rs. a. p.	Rs. a. p.
2,29,89,668 0 0	9,46,844 11 2	23,98,644 0 1	5,63,608 13 11	32,19,434 8 9	2,01,188 6 4	9,46,032 1 2
30,47,500 0 0	1,80,964 10 4	3,33,114 11 4	1,00,314 11 4
1,28,400 0 0	2,457 12 0	1,853 13 0	2,653 13 0
31,75,900 0 0	1,83,422 6 4	1,853 13 0	3,33,114 11 4	2,653 13 0	1,00,314 11 4
30,000 0 0	5,400 0 0	1,251 0 0	1,251 0 0
4,000 0 0	5,976 2 10	8,897 5 7	2,102 10 5
16,000 0 0	5,538 11 0	9,721 11 0	221 11 0
67,500 0 0	4,198 13 0	5,530 8 0	30 8 0
1,17,500 0 0	15,137 8 0	5,976 2 10	16,503 3 0	8,897 5 7	3,605 13 5
32,93,400 0 0	15,137 8 0	1,89,398 9 2	18,357 0 0	3,42,012 0 11	6,259 10 5	1,00,314 11 4
7,25,600 0 0	13,900 13 0	17,630 2 0	6,769 14 0
2,87,000 0 0	26,099 14 0	2,030 1 0	25,969 15 0
25,000 0 0
10,37,600 0 0	26,099 14 0	13,900 13 0	19,660 3 0	32,739 13 0
65,000 0 0	39 7 0	329 14 10	329 14 10
62,000 0 0	58,994 3 9	56,839 3 4	56,839 3 4
40,000 0 0	2,287 14 10	444 2 1	444 2 1
1,67,000 0 0	2,287 14 10	59,033 10 9	774 0 11	56,839 3 4	774 0 11	56,839 3 4
35,000 0 0	18,204 9 3	462 14 11	6,537 1 1
17,000 0 0	2,925 15 3	3,338 15 11	3,338 15 11
40,000 0 0	3,969 8 4	11,244 13 5	11,244 13 5
92,000 0 0	2,925 15 3	22,174 1 7	3,338 15 11	11,707 12 4	9,876 1 0	11,244 13 5
1,800 0 0	783 13 1	779 5 1	649 5 1
12,98,400 0 0	32,097 9 2	95,108 9 4	4,362 5 11	88,207 2 8	44,089 4 0	68,084 0 9
5,000 0 0	12,343 4 4	17,491 13 8	14,491 13 8
2,75,86,458 0 0	10,06,423 0 8	26,83,151 2 7	6,04,350 1 6	36,49,653 12 4	2,65,929 2 5	11,14,430 13 3

STATEMENT showing the Net Receipts during the Financial year 1932-33 from all sources as

Actuals for 1931-32.	PARTICULARS.	Details of Actuals.	Actuals for 1932-33.	Budget Estimate for 1932-33.
1	2	3	4	5
Rs. a. p.		Rs. a. p.	Rs. a. p.	Rs. a. p.
2,84,14,694 7 1	Brought over ...		2,67,37,966 5 2	2,97,83,270 0 0
	10.—Buildings, Land Acquisition and Management.			
2,69,173 3 4	A.—Sale-proceeds of Surplus Land... ..		7,37,849 8 1	3,00,000 0 0
2,76,901 11 4	B.—Rent of Buildings		2,65,151 2 10	3,80,000 0 0
52,104 2 10	C.—Ground Rent		63,505 7 5	75,000 0 0
	D.—Miscellaneous—			
24,221 9 1	(1) Sale of Rights and Miscellaneous Receipts.		22,501 0 3	22,000 0 0
69,362 10 6	(2) Miscellaneous fees		89,381 13 0	70,000 0 0
6,91,763 5 1			11,78,388 15 7	8,47,000 0 0
	11.—Fire Brigade.			
	A.—Fire Tax at $\frac{1}{4}$ per cent.—			
4,14,563 11 0	(1) From the Public	4,19,466 7 0		4,27,000 0 0
25,036 3 0	(2) „ Government	22,528 14 7		23,700 0 0
55,296 4 0	(3) „ Port Trust	48,003 11 0		48,100 0 0
12,108 4 0	(4) „ City Improvement Trust	10,188 10 0		11,300 0 0
56,621 0 0	(5) „ Mills	30,661 12 0		69,400 0 0
15,778 1 0	(6) „ G. I. P. Rly.	6,209 10 0		18,000 0 0
8,795 15 0	(7) „ B. B. & C. I. Rly.	11,697 14 0		11,300 0 0
5,88,148 6 0			5,48,756 14 7	6,06,800 0 0
	B.—Miscellaneous—			
9,672 2 0	Miscellaneous Receipts		9,036 11 0	15,000 0 0
5,97,820 8 0			5,57,793 9 7	6,21,800 0 0
	12.—Licensing and Removal of Encroachment on Public Street.			
7,55,325 10 0	A.—Licenses for Dangerous and Offensive Trades		1,87,667 9 0	1,47,500 0 0
	B.—Removal of encroachment on Public Streets—			
95,500 5 0	Licenses for squatters and Hawkers and fees for Removal of Encroach- ment		93,193 1 0	94,500 0 0
	C.—Miscellaneous—			
401 10 6	(1) Miscellaneous Receipts	1,271 13 0		300 0 0
50,457 0 1	(2) Advertisements	45,946 13 11		42,500 0 0
50,858 10 7			47,218 10 11	42,800 0 0
3,01,684 9 7			3,08,079 4 11	2,84,800 0 0
	13.—Gardens and Open Spaces.			
	Miscellaneous—			
239 2 0	(1) Miscellaneous Receipts	78 11 10		...
50,669 12 0	(2) Rent of Buildings and Lands	50,680 14 0		50,600 0 0
50,908 14 0			50,759 9 10	50,600 0 0
	14.—Markets and Slaughter Houses.			
	Miscellaneous—			
3,20,013 12 2	(1) Stall Rents	3,15,228 15 5		3,20,000 0 0
1,08,924 3 0	(2) Squatters' fees	1,19,086 15 0		1,10,000 0 0
1,45,083 10 3	(3) Fair ground and feeding fees	1,42,500 0 0		1,50,000 0 0
4,24,814 7 0	(4) Slaughter fees	3,97,602 13 0		4,44,000 0 0
1,09,919 14 6	(5) Miscellaneous Receipts	1,15,807 2 0		1,06,500 0 0
10,880 13 0	(6) Rent of Buildings and Lands	10,862 13 6		10,000 0 0
31,854 6 6	(7) Cold Storage rent	32,911 2 0		80,000 0 0
11,51,471 2 5			11,33,999 12 11	11,70,500 0 0
	15.—Contribution — from Capital Funds to Revenue on Ac- count of Loan Works Staff.			
57,375 15 2			35,393 6 8	57,022 0 0
	16.—Extraordinary Receipts.			
2,53,457 8 6	(a) Transfer from Land and Buildings Fund.	
3,95,000 0 0	(b) Transfer from Plant and Machinery De- preciation Fund
6,48,457 8 6		
3,19,14,176 5 10	Total Income Rs. ..		8,00,02,381 0 8	3,28,14,992 0 0

V. V. SHALIGRAM,
Ag. Chief Accountant

No. 3—concluded

C O M E.

contrasted with the Actuals for 1931-32, the Original Budget Estimate and the Revised Estimate.

Revised Estimate for 1932-33.	Compared with the Actuals for 1931-32.		Compared with the Original Estimate.		Compared with the Revised Estimate.	
	Increase.	Decrease.	More.	Less.	More.	Less.
6	7	8	9	10	11	12
Rs. a. p.	Rs. a. p.	Rs. a. p.	Rs. a. p.	Rs. a. p.	Rs. a. p.	Rs. a. p.
2,75,86,468 0 0	10,06,423 0 8	26,83,151 2 7	6,04,350 1 6	36,49,653 12 4	2,65,929 2 5	11,14,430 13 3
5,50,000 0 0	4,68,876 4 9	4,37,849 8 1	1,87,849 8 1
3,40,000 0 0	11,750 8 6	1,14,848 13 2	74,848 13 2
75,000 0 0	11,401 4 7	11,494 8 7	11,494 8 7
22,000 0 0	1,720 8 10	501 0 3	501 0 3
70,000 0 0	20,019 2 6	19,381 13 0	19,381 13 0
10,57,000 0 0	5,00,096 11 10	13,471 1 4	4,57,732 5 4	1,26,343 5 9	2,07,732 5 4	86,343 5 9
4,25,800 0 0	4,908 12 0	7,533 9 0	6,383 9 0
23,700 0 0	2,507 4 5	1,171 1 5	1,171 1 5
48,004 0 0	7,292 9 0	96 5 0	0 5 0
11,300 0 0	1,919 10 0	1,111 6 0	1,111 6 0
33,400 0 0	25,959 4 0	38,738 4 0	2,738 4 0
16,680 0 0	9,518 7 0	9,790 6 0	10,470 6 0
13,316 0 0	2,901 15 0	397 14 0	618 2 0
5,71,200 0 0	7,805 11 0	47,197 2 5	397 14 0	58,440 15 5	22,443 1 5
8,900 0 0	635 7 0	5,963 5 0	136 11 0
5,80,000 0 0	7,805 11 0	47,832 9 5	397 14 0	64,404 4 5	136 11 0	22,443 1 5
1,60,000 0 0	12,341 15 0	20,167 9 0	7,667 9 0
89,400 0 0	2,307 4 0	1,306 15 0	3,793 1 0
1,200 0 0	870 2 6	971 13 0	71 13 0
44,200 0 0	4,510 2 2	3,446 13 11	1,746 13 11
45,400 0 0	870 2 6	4,510 2 2	4,418 10 11	1,818 10 11
2,94,800 0 0	13,212 1 6	6,817 6 2	24,586 3 11	1,306 15 0	13,279 4 11
.....	160 6 2	78 11 10	78 11 10
50,600 0 0	11 2 0	80 14 0	80 14 0
50,600 0 0	11 2 0	160 6 2	159 9 10	159 9 10
3,13,000 0 0	4,784 12 9	4,771 0 7	2,228 15 5
1,17,000 0 0	10,162 12 0	9,086 15 0	2,086 15 0
1,42,500 0 0	2,583 10 3	7,500 0 0
4,00,000 0 0	27,211 10 0	46,397 3 0	2,597 3 0
1,11,500 0 0	5,887 3 6	9,307 2 0	4,307 2 0
10,400 0 0	17 15 6	862 13 6	462 13 6
33,000 0 0	1,076 11 6	2,911 2 0	88 14 0
11,27,400 0 0	17,126 1 0	84,598 0 6	22,168 0 6	58,668 3 7	9,085 13 11	2,486 1 0
56,200 0 0	21,983 8 6	21,628 9 4	20,806 9 4
.....	2,53,457 8 6
.....	3,95,000 0 0
.....	6,48,457 8 6
3,07,52,568 0 0	15,44,675 6 0	345,6,470 11 2	11,03,394 3 1	39,22,005 2 5	4,96,322 15 5	12,46,509 14 9

Appendix

EXPEN

STATEMENT showing the Actuals as compared with the Final Sanctioned

Actuals for 1931-32.	PARTICULARS.	Details of Actuals for 1932-33	Actuals for 1932-33.	Final Grants sanctioned for Expenditure during 1932-33.
	2	3	4	5
Rs. a. p.	I.—General Supervision. Collection of Revenue, etc.	Rs. a. p.	Rs. a. p.	Rs. a. p.
93,870 0 4	A.—General Superintendence—			
1,33,785 5 10	(a) Corporation and Stand- ing Committee ...	£6,618 10 1		1,16,343 0 0
2,16,375 1 9	(b) Municipal Commis- sioner's Personal and General Office ...	97,940 11 6		1,00,266 0 0
4,44,030 7 11	(c) Audit and Accounts ...	2,00,523 13 3		2,03,181 0 0
			3,85,083 2 10	4,19,790 0 0
3,55,277 13 1	B.—Collection of Revenue—			
12,252 11 4	(a) Property and Wheel Tax Establishment ...	3,35,142 3 10		3,39,206 0 0
1,19,324 12 3	(b) Town Duty Collections, (c) Town Duty Refund Branch ...	11,536 13 4		15,655 13 0
4,86,855 4 7		1,19,802 12 11		1,26,334 0 0
			4,66,481 14 1	4,81,195 13 0
41,518 5 6	C.—Upkeep of Municipal Head Office ...		25,825 11 4	32,476 0 0
64,977 10 8	D.—General Stores ...		62,292 2 11	63,552 0 0
1,83,807 11 10	E.—Miscellaneous Charges ...		1,84,032 11 3	2,09,353 1 2
45,393 2 3	F.—Election Expenses ...		25,611 6 1	30,179 0 0
85,940 0 0	Debt Charges ...		36,271 9 6	36,306 0 0
192 11 0	New Works ...		1,970 15 0	2,319 0 0
13,52,795 5 9			11,87,769 9 0	12,75,170 14 2
4,55,624 13 1	II.—Water Works.	4,64,860 11 6		4,74,453 0 0
2,43,632 15 5	A.—Establishment and Labour...	2,01,785 6 5		2,10,783 8 0
41,168 8 0	B.—Repairs and Maintenance...	32,727 13 0		36,000 0 0
1,12,026 0 4	C.—Meters ...	1,39,204 2 8		1,43,974 12 4
1,173 0 0	D.—Miscellaneous ...			1,323 0 0
55,83,688 13 4	E.—Depreciation on Plant and Machinery ...	55,32,392 2 6		56,16,635 0 0
6,906 10 6	Debt Charges ...	6,009 2 3		15,458 0 0
3,32,028 3 9	New Works ...			2,33,345 0 0
67,75,604 0 5	Proportion of General Supervision and Collection of Revenue ...	2,44,370 0 9		2,33,345 0 0
			66,20,849 7 1	67,30,922 4 4
30,59,144 9 3	III.—Education, Primary.	31,86,894 13 2		32,18,387 1 6
2,000 0 0	A.—Municipal Institutions ...	6,000 0 0		6,000 0 0
1,05,078 13 10	B.—Aided Institutions ...	1,49,214 11 2		1,49,472 0 0
31,66,223 7 1	Debt charges ...			1,49,472 0 0
			33,42,109 8 4	33,73,859 1 6
17,533 12 5	IV.—Education, Secondary.	15,996 12 9		17,015 0 0
41,800 0 0	A.—Municipal Institutions ...	36,700 0 0		36,700 0 0
59,333 12 5	B.—Aided Institutions ...			
			52,696 12 9	53,715 0 0
5,04,907 1 7	V.—Public Health Department.			
14,073 14 0	A.—General Supervision ...	4,90,220 5 4		5,05,329 9 7
41,524 1 0	B.—Epidemics ...	14,982 13 8		17,635 0 0
1,75,924 4 3	C.—Vaccination ...	74,210 12 8		76,744 0 0
7,36,429 4 10	D.—Malaria ...	1,77,931 9 10		1,85,340 0 0
1,13,53,956 9 8		7,57,345 9 6		7,85,048 9 7
	Carried over Rs. ...		1,12,03,425 5 2	1,14,33,667 4 0

No. 4.

DITURE.

Grants for 1932-33 and the Actuals for the preceding year.

Final Grants compared with the Actuals.			Compared with the Actuals for 1931-32.	
Balance unexpended.	Required to be renewed in 1933-34.	Savings.	Increase.	Decrease.
6	7	8	9	10
Rs. a. p.	Rs. a. p.	Rs. a. p.	Rs. a. p.	Rs. a. p.
29,724 5 11	22,116 0 0	7,608 5 11	7,251 6 3
2,325 4 6	112 0 0	2,213 4 6	35,844 10 4
3,657 2 9	2,657 2 9	15,851 4 6
34,706 13 2	22,228 0 0	12,478 13 2	58,947 5 1
4,063 12 2	27 0 0	4,036 12 2	20,185 9 3
4,118 15 8	4,118 15 8	715 14 0
6,531 3 1	6 0 0	6,525 3 1	478 0 9
11,713 14 11	33 0 0	14,660 14 11	478 0 9	20,851 7 3
6,650 4 8	6,650 4 8	15,772 10 2
1,259 13 1	571 0 0	688 13 1	2,685 7 9
25,320 5 11	2,176 0 0	23,144 5 11	224 15 5
4,367 9 11	4,367 9 11	19,581 12 2
34 6 6	18 11 0	20 11 6	49,668 6 6
348 1 0	348 1 0	1,778 4 0
87,401 5 2	25,021 11 0	62,379 10 2	2,481 4 2	1,67,507 0 11
10,092 4 6	153 0 0	9,939 4 6	8,725 14 5
8,948 1 7	971 0 0	7,977 1 7	41,847 9 0
2,272 3 0	2,272 3 0	8,440 11 0
4,770 9 8	436 0 0	4,334 9 8	27,178 2 4
1,323 0 0	1,323 0 0	1,173 0 0
84,242 13 6	80,289 12 5	3,953 1 1	51,241 10 10
9,448 13 9	8,476 0 0	972 13 9	297 8 3
Cr. 11,025 0 9	Cr. 11,025 0 9	87,658 8 0
1,10,072 13 3	90,325 12 5	19,747 0 10	35,904 0 9	1,90,638 10 1
31,492 4 4	31,492 4 4	1,27,760 3 11
.....	4,000 0 0
257 4 10	249 1 0	8 3 10	44,135 13 4
31,749 9 2	249 1 0	31,500 8 2	1,75,886 1 3
1,018 3 3	379 0 0	639 3 8	1,596 15 8
.....	5,100 0 0
1,018 3 3	379 0 0	639 3 3	6,636 15 8
15,109 4 3	67 0 0	15,042 4 3	14,686 12 3
2,652 2 4	47 0 0	2,605 2 4	908 15 8
2,533 3 4	1,824 0 0	709 3 4	32,686 11 8
7,408 6 2	10 0 0	7,398 6 2	2,007 5 7
27,703 0 1	1,948 0 0	25,755 0 1	35,603 0 11	14,686 12 3
2,30,241 14 10	1,15,975 8 5	1,14,266 6 5	2,14,271 6 2	3,64,802 10 8

Appendix

EXPEN

Actuals for 1931-32.	PARTICULARS.	Details of Actuals for 1932-33.	Actuals for 1932-33.	Final Grants sanctioned for Expenditure during 1932-33.
1	2	3	4	5
Rs. a. p.		Rs. a. p.	Rs. a. p.	Rs. a. p.
1,13,53,956 9 8	Brought forward Rs. ...		1,12,03,425 5 2	1,14,33,667 4 0
7,36,429 4 10	V.—Public Health Department brought forward.	7,57,345 9 6		7,85,048 9 7
	E.—Miscellaneous—			
12,961 8 1	(a) Cemeteries	13,245 11 9		14,004 0 0
23,898 1 1	(b) Laboratory	24,124 11 0		21,438 0 0
48,636 1 8	(c) Mahaluxmi Dhobiwada.	45,895 11 8		47,830 0 0
564 4 8	(d) Dharmashalas	596 13 10		641 0 0
5,128 6 2	(e) Destruction of dogs ..	5,416 0 10		7,734 0 0
91,188 5 8		89,279 1 1		94,647 0 0
17,220 3 3	F.—Census	Cr. 64 12 0		600 0 0
11,450 11 8	New Works	1,265 0 10		1,927 0 0
84,910 7 2	Debt charges	83,564 0 2		84,112 0 0
9,41,149 0 7			9,31,380 5 7	9,65,734 9 7
	VI.—Medical Relief and Education.			
	A.—Hospitals and Dispensaries—			
	(a) Infectious Diseases Hospitals—			
12,000 0 0	I.—Establishment	10,868 11 0		11,245 0 0
86,017 6 4	II.—Arthur Road Hospital for Infectious Diseases	1,01,005 13 9		1,07,138 11 5
63,023 10 2	III.—Maratha Hospital for Plague and other Diseases	55,632 8 8		64,154 0 0
1,61,041 0 6		1,67,607 1 5		1,82,537 11 5
91,090 9 9	(b) Maternity Homes	84,413 10 2		91,752 11 0
73,123 15 1	(c) Dispensaries for out-patients	66,532 1 11		71,446 0 0
3,25,255 9 4		3,18,552 13 6		3,45,736 6 5
14,436 15 6	B.—Medical and Nursing Assistance to Poor People in their Houses	14,503 10 3		14,825 0 0
4,14,500 0 0	C.—Statutory Contribution to Govt. Medical Institutions.	4,14,500 0 0		4,14,500 0 0
1,35,846 14 2	D.—Grants-in-Aid to Public Medical Institutions, Convalescent Homes, Isolation Asylums, Sanitary Societies, etc.	1,34,780 7 2		1,61,636 10 0
55,052 9 0	E.—Anti-tuberculosis League Dispensary	50,212 15 1		57,999 1 0
34,208 15 5	F.—League for combating Venereal Diseases	27,988 1 4		28,734 0 0
5,16,136 13 2	G.—King Edward VII Memorial Hospital	5,23,486 4 4		5,87,461 10 0
2,29,013 9 8	H.—Gordhandas Sunderdas Medical College... ..	2,18,361 5 6		2,34,080 0 0
16,028 10 8	New Works	10,731 7 2		15,384 0 0
4,31,816 11 1	Debt charges	4,28,775 4 5		4,32,013 0 0
21,72,296 12 0			21,41,792 4 9	22,92,369 11 5
1,44,67,452 6 3	Carried over Rs. ...		1,42,76,606 15 6	1,46,91,771 9 0

No. 4—continued.

DITURE.

Final Grants compared with the Actuals.			Compared with the Actuals for 1931-32.	
Balance unexpended.	Required to be renewed in 1933-34.	Savings.	Increase.	Decrease.
6	7	8	9	10
Rs. a. p.	Rs. a. p.	Rs. a. p.	Rs. a. p.	Rs. a. p.
2,30,241 14 10	1,15,975 8 5	1,14,266 6 5	2,14,271 6 2	3,64,802 10 8
27,703 0 1	1,948 0 0	25,755 0 1	35,603 0 11	14,686 12 3
758 4 3	758 4 3	284 3 8
313 5 0	4 0 0	309 5 0	226 9 11
1,934 4 4	1,934 4 4	2,740 6 0
44 2 2	44 2 2	32 9 2
2,317 15 2	2,317 15 2	287 10 8
5,367 14 11	4 0 0	5,363 14 11	831 1 5	2,740 6 0
664 12 0	664 12 0	17,284 15 3
61 9 2	2 0 0	59 9 2	10,185 4 10
547 15 10	490 5 6	57 10 4	1,346 7 0
34,345 4 0	2,444 5 6	31,900 14 6	36,434 2 4	46,343 13 4
276 5 0	276 5 0	1,031 5 0
6,132 13 8	6,132 13 8	14,988 7 5
8,521 7 4	8,521 7 4	7,391 1 6
14,930 10 0	14,930 10 0	14,988 7 5	8,422 6 6
7,339 0 10	37 0 0	7,302 0 10	6,676 15 7
4,913 14 1	4,913 14 1	6,591 13 2
27,183 8 11	37 0 0	27,146 8 11	14,988 7 5	21,691 3 8
321 5 9	321 5 9	66 10 9
.....
26,856 2 10	2,222 0 0	24,634 2 10	1,066 7 0
7,786 1 11	15 0 0	7,771 1 11	4,839 9 11
745 14 8	745 14 8	6,220 14 1
63,975 5 8	27,328 0 0	36,647 5 8	7,349 7 2
15,818 10 6	8,343 0 0	7,575 10 6	10,752 4 2
4,652 8 10	2,315 0 0	2,337 8 10	5,297 3 6
3,237 11 7	2,673 2 2	564 9 5	3,041 6 8
1,50,577 6 8	42,833 2 2	1,07,744 4 6	22,404 9 4	52,909 0 7
4,15,164 9 6	1,61,253 0 1	2,53,911 9 5	2,73,110 1 10	4,63,955 8 7

Appendix

EXPEN

Actuals for 1931-32.	PARTICULARS.	Details of Actuals for 1932-33.	Actuals for 1932-33.	Final Grants sanctioned for Expenditure during 1932-33.
1	2	3	4	5
Rs. a. p. 1,44,67,452 6 3	Brought forward Rs. ...	Rs. a. p.	Rs. a. p. 1,42,76,606 15 6	Rs. a. p. 1,46,91,771 9 0
	VII.—Street Cleansing and Conservancy, Road Watering and Halalkhore Service.			
	A.—Street Cleansing and Conservancy—			
2,15,668 8 5	(a) Superintendence and Inspection	2,11,968 13 4		2,15,906 12 0
46,939 2 1	(b) Veterinary	42,451 13 4		45,326 11 0
	(c) Street cleansing and Sanitation—			
9,51,579 12 0	(a) Scavenging	9,48,524 1 1		9,66,802 11 0
78,071 14 0	(b) Road Scraping	70,832 11 0		76,100 0 0
98,651 10 1	(d) Gully flushing	85,157 4 0		1,01,687 13 0
13,80,910 14 7		13,58,934 10 9		14,05,823 15 0
	(e) Removal of Town Refuse to Tardeo for transport to Deonar—			
3,81,878 14 3	1. Bullock Traction.	3,20,727 2 0		3,68,050 0 0
84,811 11 10	2. Loading Sidings...	95,610 6 3		1,08,605 0 0
.....	3. Reclamation	1,899 13 0		2,000 0 0
4,66,685 10 1		4,18,237 5 9		4,78,655 0 0
1,14,471 5 6	(f) Miscellaneous	1,15,237 14 4		1,29,669 0 0
19,72,067 14 2		18,92,409 14 10		20,13,547 15 0
1,52,381 1 8	B.—Transport of refuse, etc., to Deonar	1,61,426 10 5		1,69,351 1 0
47,148 4 5	C.—Road watering	41,377 8 0		54,001 12 0
	D.—Halalkhore Service—			
3,17,332 14 0	(a) Cleansing and Sanitation	2,84,685 15 9		3,06,586 0 0
62,783 4 3	(b) Bullock Traction	54,122 14 10		68,850 0 0
80,801 2 9	(c) Miscellaneous	69,694 5 3		86,153 0 8
4,60,917 5 0		4,08,303 3 10		4,61,589 0 8
28,427 6 11	New Works	43,341 3 4		52,065 5 7
4,21,912 4 8	Debt Charges	4,47,029 18 4		4,68,095 0 0
30,82,799 4 10			29,93,888 5 9	32,18,650 2 8
	VIII.—Roads, Drains and Sewers.			
4,06,608 11 7	A.—General	1,71,125 7 7		1,78,477 12 0
8,58,869 13 9	B.—Maintenance of Roads ..	10,75,288 7 11		11,69,494 1 0
10,83,542 2 8	C.—Public Lighting	10,45,349 10 5		10,56,907 0 0
	D.—Cleansing of Drains and Sewers and Street connections			
3,30,541 2 1		3,23,149 15 2		3,48,103 6 0
26,29,561 14 1		26,14,813 9 1		27,52,982 3 0
43,616 13 2	New works	57,693 0 8		70,827 0 0
32,84,813 12 6	Debt charges... ..	33,43,240 6 4		34,22,464 0 0
59,57,992 7 9			60,15,747 0 1	62,46,273 3 0
2,35,08,244 2 10	Carried over Rs. ..		2,32,86,242 5 4	2,41,56,694 14 3

No. 4—continued.

DITURE.

Final Grants compared with the Actuals.			Compared with the Actuals for 1931-32.	
Balance unexpended.	Required to be renewed in 1933-34.	Savings.	Increase.	Decrease.
6	7	8	9	10
Rs. a. p. 4,15,164 9 6	Rs. a. p. 1,61,253 0 1	Rs. a. p. 2,53,911 9 5	Rs. a. p. 2,73,110 1 10	Rs. a. p. 4,63,955 8 7
3,937 14 8	101 0 0	3,838 14 8	3,699 11 1
2,874 13 8	25 0 0	2,849 13 8	4,487 4 9
18,278 9 11	1,000 0 0	17,278 9 11	3,055 10 11
5,267 5 0	150 0 0	5,117 5 0	7,239 3 0
16,530 9 0	30 0 0	16,500 9 0	13,494 6 1
46,889 4 3	1,306 0 0	45,583 4 3	31,976 3 10
47,332 13 6	175 0 0	47,147 13 6	61,146 11 9
12,994 9 9	12,563 0 0	431 9 9	10,798 10 5
100 8 0	100 3 0	1,890 13 0
60,417 10 3	12,738 0 0	47,679 10 3	12,698 7 5	61,146 11 9
13,831 1 8	747 0 0	13,084 1 8	766 8 10
1,21,138 0 2	14,791 0 0	1,06,347 0 2	13,465 0 3	93,122 15 7
7,924 6 7	200 0 0	7,724 6 7	9,095 8 9
12,624 4 0	12,624 4 0	5,765 12 5
22,000 0 3	600 0 0	21,400 0 3	32,746 14 3
14,727 1 2	3,653 0 0	11,074 1 2	8,660 5 5
16,558 11 5	4,032 0 0	12,526 11 5	11,206 13 6
53,285 12 10	8,285 0 0	45,000 12 10	52,614 1 2
8,724 2 3	769 0 0	7,955 2 3	14,913 12 5
21,065 2 8	12,077 3 4	8,987 15 4	25,117 8 8
2,24,761 12 6	36,132 3 4	1,88,639 9 2	62,691 14 1	1,51,502 13 2
7,352 4 5	24 0 0	7,328 4 5	2,35,483 4 0
94,205 9 1	1,966 0 0	92,239 9 1	2,16,418 10 2
11,657 5 7	1,767 0 0	9,890 5 7	11,707 7 9
24,953 6 10	35 0 0	24,918 6 10	7,391 2 11
1,38,168 9 11	3,792 0 0	1,34,376 9 11	2,28,126 1 11	2,42,874 6 11
13,133 15 4	13,133 15 4	14,076 3 6
79,333 9 8	59,484 15 1	20,738 10 7	58,426 9 10
2,30,536 2 11	62,276 15 1	1,68,249 3 10	3,00,628 15 3	2,42,874 6 11
8,70,452 8 11	2,59,652 2 6	6,10,800 5 5	6,36,330 15 2	8,58,332 12 8

Appendix

EXPEN

Actuals for 1931-32.	PARTICULARS.	Details of Actuals for 1932-33.	Actuals for 1932-33.	Final Grants sanctioned for Expenditure during 1932-33.
1	2	3	4	5
Rs. a. p.		Rs. a. p.	Rs. a. p.	Rs. a. p.
2,35,08,244 2 10	Brought forward Rs. ...		2,32,86,242 5 4	2,41,56,694 14 3
	IX.—Mechanical.			
	A.—Pumping and Compressor Stations and Flood Gates—			
8,656 2 0	(a) Inspection and Supervision	8,151 15 0		8,154 0 0
47,860 2 8	(b) Compressor Station, Colaba	45,442 12 6		47,310 0 0
2,43,442 6 3	(c) Pumping Station, Love Grove	2,10,696 10 5		2,30,179 0 0
1,64,322 4 2	(d) Compressor Station, Love Grove	1,50,181 9 4		1,74,428 12 0
29,325 13 4	(e) Compressor Station at Bhandarwada (upkeep).	26,881 6 3		30,133 0 0
20,503 2 7	(f) Compressor Station at Arthur Road (upkeep)	18,922 3 8		23,025 0 0
12,272 1 3	(g) Compressor Station at Warden Road	15,346 5 6		15,900 0 0
4,456 9 2	(h) Pumping Station at Parel, Poibavdi ...	4,450 7 11		5,160 0 0
2,342 7 7	(i) Compressor Station at Carrol Road	1,894 2 4		4,348 0 0
7,646 3 0	(j) Flood Gates	7,745 2 7		8,867 0 0
5,40,827 4 0		4,89,712 11 6		5,47,504 12 0
	B.—Supervision of Factories, Workshops and Workplaces	9,982 7 10		10,122 0 0
10,050 2 9				
	C.—Transport—			
14,762 10 0	1. General Establishment ...	14,438 0 0		14,438 0 0
3,284 7 0	2. Upkeep of Mc's motor ...	3,072 11 0		3,389 0 0
808 5 0	3. „ of S.S's motor ...	612 0 0		1,026 0 0
3,915 5 0	4. „ of Hos' motor ...	4,051 14 0		4,361 0 0
4,228 13 0	5. „ of Motor Hearses..	3,842 13 6		4,330 7 0
11,788 3 0	6. „ of Motor Ambulances	12,211 9 0		12,379 0 0
25,493 9 8	7. Road Scraping... ..	19,931 0 6		20,954 0 0
2,72,934 10 1	8. Removal of Town Refuse to Tardeo for Transport to Deonar	2,66,428 4 6		2,81,576 15 0
20,683 1 11	9. Upkeep of motor silt wagons	17,595 2 9		19,867 12 0
29,067 8 0	10. Halalkhore service ...	29,466 3 6		30,514 0 6
12,761 13 6	11. Markets and Slaughter Houses Disposal of—			
68,586 4 9	(a) Offal	10,172 5 4		11,574 0 0
	(b) Meat carriage	58,357 12 6		57,479 13 6
81,348 2 3		63,530 1 10		69,053 3 6
4,68,254 10 11		4,35,179 12 7		4,61,890 0 0
	D.—Refrigerator	19,235 9 11		20,100 0 0
99 8 0	E.—Refuse Manipulator at Carnac Road	90 1 0		150 0 0
7,071 3 0	New Works	34,909 4 1		46,751 0 0
1,08,900 7 8	Debt Charges	1,59,298 9 0		1,67,972 0 0
11,54,645 2 5			11,48,408 7 11	12,54,489 12 0
2,46,62,889 5 3	Carried over Rs. ...		2,44,34,650 13 3	2,54,11,184 10 3

No. 4--continued.

DISPENSE.

Final Grants compared with the Actuals.			Compared with the Actuals for 1931-32.	
Balance unexpended.	Required to be renewed in 1933-34.	Savings.	Increase.	Decrease.
6	7	8	9	10
Rs. a. p.	Rs. a. p.	Rs. a. p.	Rs. a. p.	Rs. a. p.
8,70,452 8 11	2,59,652 2 6	6,10,800 6 5	6,36,330 15 2	8,58,332 12 8
2 1 0	2 1 0	504 3 0
1,867 3 6	1,867 3 6	2,417 6 2
19,482 5 7	3,708 0 0	15,774 5 7	...	32,745 11 10
24,247 2 8	6,244 0 0	18,003 2 8	14,140 10 10
3,251 9 9	3,251 9 9	...	2,444 7 1
4,102 12 4	4,102 12 4	1,580 14 11
553 10 6	553 10 6	3,074 4 3
709 8 1	709 8 1	...	6 1 3
2,453 13 8	2,453 13 8	448 5 3
1,121 13 5	1,121 13 5	98 15 7
57,792 0 6	9,952 0 0	47,840 0 6	8,173 8 10	54,287 12 4
139 8 2	...	139 8 2	67 10 11
.....	324 10 0
316 5 0	76 0 0	240 5 0	211 12 0
414 0 0	414 0 0	196 5 0
309 2 0	309 2 0	136 9 0
487 9 6	7 0 0	480 9 6	385 15 6
167 7 0	1 0 0	166 7 0	423 6 0
1,022 15 6	275 0 0	747 15 6	5,502 9 2
15,148 10 6	1,166 0 0	13,982 10 6	6,506 5 7
2,272 9 3	250 0 0	2,022 9 3	3,087 15 2
1,047 13 0	1,047 13 0	398 11 6
1,401 10 8	1,401 10 8	2,539 8 2
4,122 1 0	270 0 0	3,852 1 0	15,228 8 3
5,523 11 8	270 0 0	5,253 11 8	17,818 0 5
26,7 0 3 5	2,045 0 0	24,665 3 5	958 10 6	34,033 8 10
864 6 1	864 6 1	206 4 2
59 15 0	59 15 0	9 7 0
11,841 11 11	2,753 0 0	9,088 11 11	27,898 1 1
8,673 7 0	2,997 5 0	5,676 2 0	50,398 1 4
1,06,081 4 1	17,747 5 0	88,333 15 1	82,368 0 9	88,604 11 3
9,76,533 13 0	2,77,399 7 6	6,99,134 5 6	7,18,698 15 11	9,46,937 7 11

Appendix EXPEN

Actuals for 1931-32.	PARTICULARS.	Details of Actuals for 1932-33.	Actuals for 1932-33.	Final Grants sanctioned for Expenditure during 1932-33.
1	2	3	4	5
Rs. a. p.		Rs. a. p.	Rs. a. p.	Rs. a. p.
2,46,62,889 5 3	Brought forward Rs. ...		2,44,34,650 13 3	2,54,11,184 10 3
1,26,53: 0 11	X.—Buildings, Land Acquisition and Management—			
1,89,397 8 10	A.—City Engineer's Central Office Establishment ...	1,23,256 11 5		1,25,693 0 0
92,700 13 6	B.—Inspection and Supervision of Private Buildings ...	1,93,183 11 5		2,04,062 0 0
1,13,565 9 7	C.—Architectural ...	91,799 4 0		92,929 0 0
485 4 0	D.—Land Acquisition and Management ...	1,17,244 1 6		1,21,507 0 0
24,86,093 6 8	New Works ...	2,148 3 0		3,712 0 0
	Debt Charges ...	25,48,854 8 8		25,60,645 0 0
30,08,773 11 1			30,76,486 8 0	31,08,548 0 0
3,13,405 9 0	XI.—Fire Brigade ...	3,02,499 1 6		3,31,063 4 8
40,532 2 10	Debt Charges ...	40,531 13 2		40,534 4 4
26 7 0	New Works
3,53,964 2 10			3,43,030 14 8	3,71,597 9 0
	XII.—Licensing and Removal of Encroachments on Public Streets.			
73,290 8 0	A.—Licensing Establishment ...	69,658 2 0		70,320, 11 0
38,807 4 6	B.—Removal of Encroachment on Public Streets...	38,381 15 4		41,222 0 0
970 11 8	New Works		400 0 0
1,13,068, 8 2			1,08,040 1 4	1,11,842 11 0
	XIII.—Gardens and Open Spaces.			
1,18,819 13 9	A.—Gardens—			
45,090 7 0	(a) Victoria Gardens ...	1,15,780 4 7		1,27,670 4 0
	(b) Miscellaneous Gardens, Open Spaces, B and Stands, etc. ..	33,053 4 10		36,511 14 0
1,63,910 4 9	B.—New Gardens, Recreation Grounds, etc. ...	1,48,833 9 5		1,64,182 2 0
6,970 6 4	New Works ...	7,301 0 5		8,130 8 10
2,387 7 8	Debt Charges ...	1,749 12 3		2,282 0 0
2,44,980 5 6		2,46,193 13 4		2,46,702 5 2
4,18,257 8 3			4,04,078 3 5	4,21,397 0 0
	XIV.—Markets and Slaughter Houses.			
39,922 5 0	A.—Markets and Slaughter Houses—			
1,55,604 2 4	(a) Central Office ...	43,262 14 0		43,509 0 0
97,045 4 8	(b) Municipal Markets ...	1,46,549 5 7		1,61,678 9 0
	(c) Slaughter Houses ...	83,973 7 9		96,588 7 5
2,92,471 12 0	Debt Charges ...	2,73,785 11 4		3,01,771 0 5
3,72,996 5 9	New Works ...	3,37,859 9 3		3,38,925 14 7
15,197 13 4	Proportion of General Supervision & Collection of Revenue.	1,983 14 7		2,632 1 0
35,953 4 0		20,147 8 6		17,271 0 0
7,16,619 3 1			6,33,776 11 8	6,60,600 0 0
23,54,568 1 2	XV.—Contribution to the City Improvement Trust.		23,52,241 15 11	24,26,522 0 0
	XVI.—Provident Fund, Pensions, Gratuities, and Compassionate Allowances.			
2,58,177 9 0	(a) Provident Fund ...	2,59,046 1 10		2,75,000 0 0
4,42,410 15 0	(b) Pensions Gratuities, etc. ...	5,57,765 14 0		5,69,302 0 0
7,01,588 8 7			8,16,811 15 10	8,44,302 0 0
3,23,28,729 0 5	Total Rs. ...		3,21,69,117 4 13	3,33,55,993 14 3

V. V. SHALIGRAM,
Ag. Chief Accountant.

No. 4—concluded.
DITURE.

Final Grants compared with the Actuals.			Compared with the Actuals for 1931-32.	
Balance unexpended.	Required to be renewed in 1933-34.	Savings	Increase.	Decrease.
6	7	8	9	10
Rs. a. p.	Rs. a. p.	Rs. a. p.	Rs. a. p.	Rs. a. p.
9,76,533 13 0	2,77,399 7 6	6,99,134 5 6	7,18,698 15 11	9,46,937 7 11
2,436 4 7	2,436 4 7	3,274 5 6
10,878 4 7	96 0 0	10,782 4 7	3,786 2 7
1,129 12 0	1,129 12 0	901 9 6
4,262 14 6	661 0 0	3,601 14 6	3,678 7 11
1,563 13 0	1,563 13 0	1,662 15 0
11,790 7 4	9,593 6 11	2,197 0 5	62,761 2 5
32,061 8 0	11,914 3 11	20,147 4 1	71,888 11 11	4,175 15 0
28,564 3 2	28,564 3 2	10,906 7 6
2 7 2	0 5 0	2 2 2	0 5 8
.....	26 7 0
28,566 10 4	0 5 0	28,566 5 4	10,933 4 2
562 9 0	6 0 0	556 9 0	3,632 6 0
2,840 0 8	3 0 0	2,838 0 8	425 5 2
400 0 0	263 0 0	137 0 0	970 11 8
3,802 9 8	271 0 0	3,531 9 8	5,028 6 10
11,889 15 5	458 0 0	11,431 15 5	3,039 9 2
3,458 9 2	3,458 9 2	12,037 2 2
15,348 8 7	458 0 0	14,890 8 7	15,076 11 4
829 8 5	829 8 5	830 10 1
532 3 9	532 3 9	687 11 5
508 7 10	166 13 1	341 10 9	1,204 7 10
17,218 12 7	624 13 1	16,593 15 6	1,535 1 11	15,714 6 9
246 2 0	12 0 0	234 2 0	3,340 9 0
15,124 3 5	1,081 0 0	14,043 3 5	8,954 12 9
12,614 15 8	4,965 0 0	7,649 15 8	18,071 12 11
27,935 5 1	6,058 0 0	21,927 5 1	3,340 9 0	22,026 9 8
1,066 5 4	502 9 7	563 11 9	35,136 12 6
648 2 5	648 2 5	13,213 14 9
Cr. 2,876 8 6	Cr. 2,876 8 6	15,905 11 6
26,823 4 4	6,560 9 7	20,262 10 9	3,340 9 0	86,183 0 5
74,280 0 1	74,280 0 1	2,326 1 3
15,953 14 2	15,953 14 2	869 8 10
11,536 2 0	6,799 8 11	4,736 9 1	1,15,354 14 5
27,490 0 2	6,799 8 11	20,690 7 3	1,16,223 7 3
11,86,776 10 2	3,03,570 0 0	8,83,206 10 2	9,11,686 14 0	10,71,298 10 4

H. K. KIRPALANI,
Municipal Commissioner.

REVENUE ACCOUNT BALANCE

Liabilities.	Rs.	a.	p.	Rs.	a.	p.
Debts—						
Due on Cash Bills Outstanding Account	14,973	1	9			
„ Cheques payable	1,68,796	2	5			
„ Stores purchased, Outstanding Accounts	68,978	11	0			
„ Outstanding Charges for 1932-33 and previous years	3,03,570	0	0			
„ „ „ on account of Interest accrued but not paid (Vide details shown in Appendix No. 14E).	16,57,168	11	4			
City Improvement Trust—						
Contribution falling due in 1933-34	21,89,826	10	10			
Deposits in Cash and Public Securities from Contractors and private parties. (Vide details as shown in Appendix No. 14 C.)	18,98,982	12	11	63,02,296	2	3
Public Monuments Maintenance Fund (vide details as shown in Appendix No. 16 B.)				1,08,310	13	0
Endowments Fund (vide details shown in Appendix No. 16 C.)				1,11,265	4	0
Stock Account—						
Capital Purchases Account, &c.	10,934	9	0			
Stock Adjustment Account	5,000	0	0	15,934	9	0
Special Funds as at 31st March 1933.—						
Fire and Accident Insurance Fund	7,08,320	7	8			
Net Premia Fund	21,61,437	3	7			
Provident Fund	64,85,657	10	9			
Fines Fund	4,60,339	5	9			
Plant and Machinery Depreciation Fund	23,52,133	9	5			
Renewal of Road Surfaces Fund	11,87,323	3	7			
Gardens Fund	14,338	11	0	1,33,89,550	3	9
Loan Redemption Fund—						
Amount held in General Fund for repayment of 40 Lakhs Loan debentures due 1929				3,000	0	0
Carried forward Rs. ...				1,99,10,357	0	0

No. 5.

SHEET AS AT 31ST MARCH 1933.

Assets.	Rs.	a.	p.	Rs.	a.	p.
Cash at Bank	6,74,996	4	1			
Cash in Office	8,391	11	4			
Interest warrants Payable Account				6,83,387	15	5
Debts—				39,195	4	7
Due for Stores sold					1,017	2 0
Stock—(Vide Appendix No. 14 D)						
Stock (Reserve Stores)	2,72,583	5	0			
Water Works Imprest	2,315	2	11			
Executive Engineer's Department (D. E. Works)	24,858	11	11			
Line Suspense Account	87,465	9	5			
Line Suspense Account Surplus and Obsolete Stores	43,512	14	4			
	4,30,735	11	7			
Capital Stores—						
Stock	2,47,800	8	3	6,78,536	3	10
Plant and Machinery				21,35,915	6	6
Advances Recoverable—(Vide Appendix No. 14 B.)						
Departmental Works	10,051	11	10			
Private Works	32,932	15	8			
Asphalt Plant, Crushers, &c.	45,936	12	1			
Municipal Officers	(a) 18,633	9	6			
Sundries—Mis.—Advances	(b) 18,676	5	1			
Municipal Tenderers, Contractors, &c.	200	6	3			
Purchase of Coal	14,559	9	8			
Purchase of Petrol	5,136	7	0			
Workshops	33,438	5	7			
Expenditure on conversion of insanitary basket privies into water-closet by subsidising house owners	2,50,000	0	0			
Advance from Plant and Machinery Depreciation Fund for levelling, metalling, etc, private streets	1,18,889	14	10			
Advance from Plant and Machinery Depreciation Fund for meeting capital expenditure	9,74,294	0	0			
Advance from Renewal of Road Surfaces Fund for meeting capital expenditure	8,00,000	0	0			
Interest receivable account				23,22,720	1	6
				2,133	5	4
Deposits in Public Securities—						
With the Imperial Bank of India	4,07,800	0	0			
In Office	1,39,100	0	0			
				5,36,900	0	0
Carried forward Rs. ...				63,89,805	7	2
(a) Advances to Municipal officers for Contingent expenditure	Rs.	12,425	9	6		
Do. do. do. for Motor cars, etc., and cycles	"	6,208	0	0		
	Rs.	18,633	9	6		
(b) Advance with the B. B. & C. I. and G. I. P. Railways for freight charges on cement	Rs.	8,000	0	0		
Other recoverable advances	"	10,676	5	1		
	Rs.	18,676	5	1		

Appendix
REVENUE ACCOUNT BALANCE

	Rs. a. p.	Rs. a. p.
Brought over Rs. ...		1,99,10,357 0 0
Surplus Revenue Fund as per Appendix No. 2		47,87,409 7 11
Total Rs.		2,46,97,766 7 11

V. V. SHALIGRAM,
Ag. Chief Accountant.

No. 5—concluded.

SHEET AS AT 31st MARCH 1933.

	Brought over ...		Deposits in Cash Fixed, at call and current a/c.	Rs.	a.	p.	Rs.	a.	p.
	In Securities.			63,89,805 7 2					
	Face Value.	Actual cost.							
	As per Appendix No. 16.								
Investments—									
Special Funds.	Rs.	a.	p.	Rs.	a.	p.	Rs.	a.	p.
Municipal Fire and Accident Insurance Fund	7,65,000	0	0	7,07,666	15	0	453	8	8
							7,08,320	7	8
Net Premia, &c., on different Municipal Loans	18,21,600	0	0	16,24,732	14	0	5,36,704	5	7
							21,61,437	3	7
Provident Fund ...	72,82,000	0	0	64,85,345	6	9	312	4	0
							64,85,657	10	9
Fines Fund	4,86,000	0	0	4,69,916	0	0	423	5	9
							4,60,339	5	9
Plant and Machinery Depreciation Fund...	12,59,600	0	0	12,58,613	4	0	336	6	7
							12,58,949	10	7
Renewal of Road Sur- faces Fund	4,03,100	0	0	3,66,766	4	0	550	15	7
							3,87,823	3	7
Gardens Fund	15,200	0	0	14,075	12	0	262	15	0
							14,333	11	0
							(a)		
							1,14,76,366	4	11
Surplus Funds.									
3½ per cent. Government Paper	21,800	0	0	13,123	1	0			
4 per cent. Loan 1960-70 ...	2,49,760	0	0	2,22,897	4	0			
4 per cent. Conv. Loan ...	2,43,100	0	0	2,29,121	12	0			
4 per cent. Loan 1934-37 ...	2,000	0	0	1,776	4	0			
4 per cent. B.P.T. Loan ...	3,000	0	0	2,100	0	0			
4½ per cent. Bonds 1934 ...	1,53,800	0	0	1,49,955	0	0			
4½ per cent. Loan 1955-60 ..	2,800	0	0	2,306	8	0			
	6,76,200	0	0	6,21,279	13	0			
India Treasury Bills	6,00,000	0	0	5,97,000	0	0			
Fixed Deposits			38,13,750	0	0
Deposits at Call		
Current Account Deposits			14,29,301	4	11
Cash with Imperial Bank			687	8	11
	12,76,200	0	0	12,18,279	13	0	52,43,738	13	10
									64,62,018 10 10
Investment of Surplus Moneys in Public Securities.									
6 per cent. B. I. Trust Debentures 1935-30									1,50,000 0 0
Public Monuments Maintenance Fund. (Vide Appendix No. 16 B.)..	1,13,700	0	0	1,08,310	13	0	—		
									1,08,310 13 0
Endowments Fund. (Vide Appendix No. 16 C.) ...	1,21,000	0	0	1,11,265	4	0		
									1,11,265 4 0
Total Rs. ..									2,46,97,766 7 11

(a) For Face, Purchase and Market values of each kind of securities held in the Special Funds, please see Appendix No. 16 attached,

H. K. KIRPALANI,
Municipal Commissioner.

Appendix No. 6.

Statement of Special Funds for 1932-33.

Municipal Fire and Accident Insurance Fund.

(Corporation Resolution No. 4572 of 4th October 1888, Corporation Resolution No. 4479 of 5th October 1914, Standing Committee Resolution No. 3451 of 2nd July 1924, Corporation Resolution No. 13888 of 18th February 1926.)

	Dr.	Cr.
	Rs. a. p.	Rs. a. p.
Balance on 1st April 1932		7,24,684 4 2
Contributions for the year		21,500 0 0
Balance of Compensation received in respect of a Municipal Building destroyed by fire		1,826 7 4
Interest realized		29,532 11 2
Expenditure during the year	8,175 9 0	
Loss on conversion of Securities	66,047 6 0	
Balance on 31st March 1933 as per Balance Sheet, Appendix No. 5...	7,68,320 7 8	
Total Rs. ...	7,77,543 6 8	7,77,543 6 8

Worn-out Water Mains Renewal Fund.

(Standing Committee Resolution No. 12512 of 22nd February 1893 and Corporation Resolution No. 13406 of 9th March 1893.)

	Rs. a. p.	Rs. a. p.
Balance on 1st April 1932		2,38,446 11 1
Interest realized		10,068 2 2
Expenditure incurred during the year	59,440 2 7	
Loss on conversion of Securities	21,842 0 0	
Balance on 31st March 1933 as per Balance Sheet, Appendix No. 7..	1,67,732 10 8	
Total Rs. ...	2,48,514 13 3	2,48,514 13 3

Net Premia Fund.

Corporation Resolution Nos. 5294 of 19th November 1888, 9222 of 11th December 1893 and 5179 of 15th November 1906 and Standing Committee Resolution No. 3343 of 28th August 1907.)

	Rs. a. p.	Rs. a. p.
Balance on 1st April 1932		8,68,164 12 7
Interest realized		43,651 4 7
Profit on conversion of Securities		1,01,055 6 9
Sale of water-marked paper		74 12 1
Amount transferred from Sinking Fund Investment Reserve Fund...		12,47,537 0 7
Amount transferred to meet repayment of 147 Lakhs Loan ...	1,39,046 1 0	
Balance on 31st March 1933 as per Balance Sheet, Appendix No. 5 ...	*21,61,437 3 7	
Total Rs. ...	23,00,483 4 7	23,00,483 4 7

* Out of this, Rs. 9,78,299 belong to Water Works Account.

Appendix No. 6—continued.**Statement of Special Funds for 1932-33.****Provident Fund.**

(Corporation Resolution No. 5598 of 7th September 1920.)

	<i>Dr.</i>		<i>Cr.</i>	
	Rs.	a. p.	Rs.	a. p.
Balance on 1st April 1932 :—				
Amount of Subscribers' accounts other than Schools Committee's Employees	33,68,838	11 0		
Subscription and Interest (Schools Committee's Employees)—				
Subscription and interest	12,81,441	1 2		
<i>Add—</i>				
Interest adjusted	1,83,149	2 0		
	14,64,590	3 2		
Excess Interest, Profit on Sale of Securities, etc., carried forward			53,09,988	10 5
Net Receipts on account of Subscribers' and Municipal contributions for 1932-33 in respect of Employees other than Schools Committee's Employees			5,55,208	11 0
Interest allowed on Provident Fund Accounts of Employees other than those under the Schools Committee for 1932-33			1,84,320	4 0
Receipts on account of subscriptions and contribution in respect of Schools Committee's Employees—				
	For 1931-32	1,14,094	6 0	
	,, 1932-33	1,96,167	14 0	
		3,00,262	4 0	
<i>Deduct—</i>				
Excess contribution from Schools Committee in previous years transferred to Revenue			25,781	5 2
			2,74,480	14 10
Amount of Interest allowed on Provident Fund Accounts of Employees under the Schools Committee for 1932-33			79,321	5 0
Amount of excess Interest realised on investments during 1932-33			21,190	15 6
Net Bonus on account of conversion of 5 per cent. and 6 per cent. Bonds			61,146	14 0
Balance on 31st March 1933 as per Balance Sheet, Appendix No. 5			64,85,657	10 9
			64,85,657	10 9
Total Rs. ...			64,85,657	10 9

Fines Fund.

(Corporation Resolution No. 1217 of 12th May 1919.)

	Rs.	a. p.	Rs.	a. p.
Balance on 1st April 1932			4,82,489	10 5
Interest realized during the year			18,183	4 8
Net Recoveries of fines during the year			27,190	10 2
Expenditure during the year	16,242	15 6		
Loss on conversion of Securities	51,281	4 0		
Balance on 31st March 1933 as per Balance Sheet, Appendix No. 5	4,60,339	5 9		
Total Rs. ...	5,27,863	9 3	5,27,863	9 3

Plant and Machinery Depreciation Fund.

(Corporation Resolution No. 5533 of 1st September 1924.)

	Rs.	a. p.	Rs.	a. p.
Balance on 1st April 1932			22,54,558	2 8
Interest realized during the year			85,320	1 9
Amount of depreciation on plant and machinery credited to Fund account during the year			89,266	0 0
Value of scrap of Plant and Machinery sold			2,537	8 0
Expenditure on purchase of Plant and Machinery	23,386	6 0		
Loss on conversion of Securities	56,051	13 0		
Balance on 31st March 1933 as per Balance Sheet, Appendix No. 5 :—				
Amount advanced for financing capital expenditure	9,74,294	0 0		
Amount advanced for meeting expenditure on levelling, metalling, etc., Private streets	1,18,889	14 10		
Amount held in Securities and cash	12,58,949	10 7		
	23,52,133	9 5		
Total Rs. ...	24,31,571	12 5	24,31,571	12 5

Appendix No. 6—concluded.**Statement of Special Funds for 1932-33.****Renewal of Road Surfaces Fund.**

(Corporation Resolution No. 774 of 27th April 1925.)

	<i>Dr.</i>			<i>Cr.</i>		
	Rs.	a.	p.	Rs.	a.	p.
Balance on 1st April 1932				10,21,949	14	0
Interest realized during the year				36,488	5	7
Contribution from Revenue during the year				1,28,885	0	0
Balance on 31st March 1933 as per Balance Sheet, Appendix No. 5						
Advance for Financing Capital Expenditure	8,00,000	0	0			
Amount held in Securities and Cash	3,87,323	3	7			
	11,87,323	3	7			
Total Rs.	11,87,323	3	7	11,57,323	3	7

Gardens Fund.

(Corporation Resolution No. 912 of 1st May 1930.)

	Rs.	a.	p.	Rs.	a.	p.
Balance on 1st April 1932				10,147	3	6
Recoveries during the year				5,713	13	9
Interest realized during the year				569	8	0
Expenditure incurred during the year	2,091	14	3			
Balance on 31st March 1933 as per Balance Sheet, Appendix No. 5	14,338	11	0			
Total Rs.	16,430	9	3	16,430	9	3

Levelling, Metalling, &c., Private Streets Fund.

(Corporation Resolution No. 9427 of 23rd January 1922 and Corporation Resolution No. 11147 of 7th January 1926.)

	Rs.	a.	p.	Rs.	a.	p.
Expenditure incurred out of the amount advanced from Plant and Machinery Depreciation Fund up to 1st April 1932	1,33,118	13	3			
Expenditure during the year	45,479	6	3			
Recoveries on account of expenditure during the year				50,330	4	6
Interest charges during the year	5,992	3	0	6,798	1	11
Recoveries on account of supervision charges during the year				8,572	1	3
Advance from Plant and Machinery Depreciation Fund as at 31st March 1933				1,18,889	14	10
Total Rs.	1,84,590	6	6	1,84,590	6	6

Public Monuments Maintenance Fund.

	Rs.	a.	p.	Rs.	a.	p.
Balance on 1st April 1932				1,07,753	9	0
Donations received during the year				1,196	0	0
Loss on conversion of Securities	638	12	0			
Balance on 31st March 1933 as per Balance Sheet, Appendix No. 5	1,08,310	13	0			
Total Rs.	1,08,949	9	0	1,08,949	9	0

Endowments Fund.

	Rs.	a.	p.	Rs.	a.	p.
Balance on 1st April 1932				1,10,569	8	0
Purchase of Securities for the investment of interest realized				711	0	0
Loss on conversion of Securities	15	4	0			
Balance on 31st March 1933 as per Balance Sheet, Appendix No. 5	1,11,265	4	0			
Total Rs.	1,11,280	8	0	1,11,280	8	0

V. V. SHALIGRAM,
Ag. Chief Accountant.

H. K. KIRPALANI,
Municipal Commissioner.

Appendix

CAPITAL FUND BALANCE

	Rs. a. p.	Rs. a. p.	Rs. a. p.
Loans Outstanding:—			
Due to Government—			
<i>(Vide details as shown in Appendix No. 11)</i>		8,77,42,232 2 9	
Due to Public—			
<i>(Vide details as shown in Appendix No. 11)</i>		8,14,08,000 0 0	
<i>(Advance from Special Funds vide Appendix No. 11)</i> ..		17,74,294 0 0	17,09,24,526 2 9
Trust Fund Account:—			
Balance out of donation received for Maternity Home at Chhas Moholla		52,614 15 5	
Donation from Sir Currimbhoy Ebrahim for the construction of a Primary School building:—			
Balance on 1st April 1932	70,339 12 5		
Interest	3,181 0 11		
	73,520 13 4		
<i>Less—</i>			
Expenditure in 1932-33	24,274 5 6		
Balance of Donation		49,246 7 10	
Donation from Seth Jamnadas Lalubhai Charities for the construction of a Museum Hall at Gordhandas Sunderdas Medical College:—			
Balance on 1st April 1932	74,405 14 0		
Profit on Sale of Securities	9,011 7 8		
Interest	2,530 15 0		
	85,948 4 8		
<i>Less—</i>			
Expenditure in 1932-33	39,085 1 10		
		46,863 2 10	
Donation from the N. M. Wadia Charities for Deep X-Ray Therapy Apparatus at King Edward Memorial Hospital:—			
Balance on 1st April 1932	25,927 8 6		
Interest	770 0 6		
	26,697 9 0		
<i>Less—</i>			
Expenditure in 1932-33	62 13 0		
Worn-out Water Mains Renewal Fund Account		26,634 12 0	
			1,75,359 6 1
			1,67,732 10 8
Temporary advance from Surplus Cash Balance pending raising of a loan on account of conversion of insanitary basket-prives into water-closets by subsidising house-owners			2,50,000 0 0
Carried forward Rs. ...			17,15,17,618 3 6

No. 7.

SHEET AS AT 31st MARCH 1933.

Block Account:—		Rs.	s.	p.	Rs.	a.	p.
Loan Funds—							
Property and Assets at original cost as per Appendix No. 8	...	23,31,60,514	1	11			
Less— Subventions granted for the conversion of privies into water-closets, shown below	...	17,40,600	0	0			
		23,14,19,914	1	11			
Subventions granted for the conversion of privies into water-closets	...	17,40,600	0	0	23,31,60,514	1	11
Trust Fund—							
Expenditure as per Appendix No. 8	...				34,70,043	6	4
Worn-out Water Mains Renewal Fund.—							
Expenditure as per Appendix No. 8	...				7,50,967	6	4
Unbooked Property.—							
As per valuation of 1884	...				45,37,835	11	11
Municipal Land and Buildings Fund:—							
Land purchased and Buildings erected as per Appendix No. 8	...	48,08,043	6	8			
Temporary advance to Development Fund	...	31,77,390	6	0	74,80,433	12	8
Surplus Cash Balance—							
Subventions granted for the conversion of privies into water-closets pending the raising of a loan	...				2,50,000	0	0
Investments—							
		In Securities.		In Cash.			
		Face Value.	Actual Cost.	Cash Deposits.			
SINKING FUND:—		As per Appendix No. 10.					
		Rs.	a.	p.	Rs.	a.	p.
Sinking Fund	...	3,16,65,600	0	0	2,98,47,167	11	8
	...	25,000	0	0			
					(a)	2,98,47,474 6 2	
					•Carried forward Rs.	27,94,97,368 13 4	

SERVANTS OF INDIA SOCIETY'S
BRANCH LIBRARY
BOMBAY

(a) For Face and Market value of each kind of security held in the Sinking Funds, please see Appendix No. 16A attached

Appendix

CAPITAL FUND BALANCE

	Rs.	a.	p.	Rs.	a.	p.	Rs.	a.	p.
Brought over Rs. ...							17,15,17,618	3	6
Surplus—									
CAPITAL ASSETS AT ORIGINAL COST OVER LIABILITIES :—									
Sinking Fund on Loans	2,98,47,474	6	2						
Loans repaid, etc.	4,64,06,072	15	6						
Unbooked Property	45,37,835	11	11						
Premia on Loans	3,93,848	11	11						
Contributions from Special Funds	8,03,171	0	3						
" " Revenue for Loan Works Establishment...	17,869	15	8						
" " G. I. P. Ry.	3,74,000	0	0						
" " Port Trust	1,56,500	0	0						
" " Government for Schools	5,00,000	0	0						
" " Worn-out Water Mains Renewal Fund	7,50,967	6	4						
" " Land and Buildings Fund	74,80,483	12	8						
" " Development Fund	1,34,32,075	7	8						
" " Revenue towards Bai Jerbai Wadia Hospi- tal for Children	7,00,000	0	0						
	10,53,00,249	8	1						
Contributions from Trust Fund—									
Royal Visit Fund in connection with a Ward for Tuberculosis									
Balance of Donation	52,687	0	5						
Gordhandas Sunderdas Medical College (Government Promis- sory Notes of the face value of Rs. 14½ lakhs received from Gordhandas Sunderdas Charities Trust)—									
Donation ... Rs.	9,00,072	0	0						
Interest	1,84,215	13	6						
	10,84,287	13	6						
King Edward VII Memorial Hospital—									
Contribution from Government	4,94,326	11	10						
" " K. E. M. Committee	6,94,599	0	11						
	11,88,925	12	9						
Fire Brigade Station at Frere Road—									
Contribution from Port Trust	1,32,318	6	0						
Maternity Home at Victoria Road 3rd Cross Lane—									
Contribution from Sir Mahomedbhoy Currimbhoy—									
Donation ... Rs.	1,00,970	1	7						
Interest	11,593	1	11						
	1,12,563	3	6						
Willingdon Memorial Play ground (Amount received from Willingdon Memorial Committee)—									
Donation ... Rs.	1,35,604	11	4						
Interest	22,435	3	7						
	1,58,039	14	11						
Maternity Home at Chhas Moholla (From the estate of Mr. Maho- med Haji Saboo Sidick)—Donation ... Rs.	5,13,500	0	0						
Interest	1,30,516	3	8						
	6,44,016	3	8						
<i>Less—</i> Amount held in Trust Fund									
Account	52,614	15	5						
	5,91,401	4	3						
Memorial Ward at K. E. M. Hospital (Donation from the estate of the late Dr. Haji Ismail Jan Mahomed)	30,135	10	8						
Construction of a Primary School building at Nalbundiki- wadi Mahim (Donation from Sir Currimbhoy Ebrahim)	80,536	5	6						
Construction of a Museum Hall at G. S. M. College. (Donation from Sir Jamnadas Lallubhai Charities)	39,085	1	10						
Purchasing and installing a Deep X-Ray Therapy Appara- tus at K. E. M. Hospital (Donation from N. M. Wadia Charities)	62	13	0						
	34,70,043	6	4						
<i>Deduct—</i>									
Assets written off							10,87,70,292	14	5
							4,19,277	9	9
							10,83,51,015	4	8
Total Rs. ...							27,98,68,633	8	2

V. V. SHALIGRAM,
Ag. Chief Accountant.

No. 7—concluded.

SHEET AS AT 31ST MARCH 1933.

		Rs.		a. p.		Rs.		a. p.		
		Brought over Rs.		..		27,94,97,268		13 4		
IN SECURITIES AND CASH.										
	Face Value.	Actual Cost.		Cash Deposits.						
	Rs.	Rs.	a. p.	Rs.	a. p.					
Loan & Trust Funds.										
4 per cent. Conversion Loan...	2,00,000	2,00,000	0	0						
6½ per cent. Bombay Development Loan	2,500	2,598	7	0						
	2,02,500	2,02,598	7	0						
Cash in Imperial Bank of India			1,033	9	2			
	2,02,500	2,02,598	7	0	1,033	9	2	* 2,03,632	0 2	
SPECIAL FUNDS.										
Worn-out Water Mains Renewal Fund	1,96,900	1,67,423	4	0	309	6	8	1,67,732	10 8	
Total Rs. ...									27,98,68,633	8 2

* Inclusive of Rs. 1,75,359-6-1 on account of Trust Funds.

H. K. KIRPALANI,
Municipal Commissioner.

Appendix No. 8.

SUMMARY.

	Capital Expenditure upto 31st March 1932.	Expended during the year.	Total Capital Expenditure upto 31st March 1933.
	Rs. a. p.	Rs. a. p.	Rs. a. p.
(1) Loan Funds.			
I.—General Supervision, Collection of Revenue, &c.	20,39,476 4 10	20,39,476 4 10
II.—Water Works, Ordinary	4,47,48,614 3 9	8,982 9 6	4,47,57,596 13 3
Tansa Triplication	5,00,60,774 5 9	Cr. 1,11,979 0 0	4,99,48,795 5 9
III.—Education, Primary	21,62,458 8 4	24,574 15 4	21,87,033 7 8
V.—Public Health Department	14,03,214 13 0	14,03,214 13 0
VI.—Medical Relief and Education	67,35,004 14 11	67,35,004 14 11
VII.—Street Cleansing and Conservancy, Road Watering and Halalkhore Service	76,31,050 0 9	4,96,418 7 2	81,27,468 7 11
VIII.—Roads, Drains and Sewers	6,04,65,819 6 0	7,23,266 6 1	6,11,89,085 12 1
IX.—Mechanical	24,52,992 15 6	1,38,053 6 5	25,91,046 5 11
X.—Buildings, Land Acquisition and Management	4,14,22,083 0 6	37,913 6 9	4,14,59,996 7 3
XI.—Fire Brigade	10,59,485 14 9	10,59,485 14 9
XIII.—Gardens and Open Spaces	36,76,229 1 0	Cr. 2,417 3 3	36,73,811 13 9
XIV.—Markets and Slaughter Houses	76,90,761 14 11	43,609 15 8	77,34,371 14 7
Discount and other Charges on Loans	2,54,125 10 3	2,54,125 10 3
(1) Loan Works—Total Rs. ..	23,18,02,091 2 3	13,58,422 15 8	23,31,60,514 1 11
(2) Trust Fund.			
Works executed	34,06,621 2 0	63,422 4 4	34,70,043 6 4
(3) Worn-out Water Mains Renewal Fund.			
Works executed	6,91,527 3 9	59,440 2 7	7,50,967 6 4
(4) Land and Buildings Fund.			
Lands purchased and buildings erected	43,03,043 6 8	43,03,043 6 8
(5) Works executed out of Surplus Cash Balance pending raising of a Loan.			
Conversion of insanitary basket privies, &c.	5,00,000 0 0	2,50,000 0 0 Cr. 5,00,000 0 0	2,50,000 0 0
Grand Total Rs. ..	24,07,03,282 14 8	12,31,285 6 7	24,19,34,568 5 3

Appendix No. 8.

Block Account showing details of Capital Expenditure upto 31st March 1933.

	Capital Expenditure upto 31st March 1932.	Expended during the year.	Total Capital Expenditure upto 31st March 1933.
	Rs. a. p.	Rs. a. p.	Rs. a. p.
I.—GENERAL SUPERVISION, COLLECTION OF REVENUE, Etc.			
MUNICIPAL OFFICE BUILDINGS—			
Municipal Office Buildings	14,67,386 11 3	14,67,386 11 3
Extension of the Municipal Office on the present site	1,30,529 12 6	1,30,529 12 6
Extending Municipal Office on the new site of Cruickshank Road	9,763 0 0	9,763 0 0
	16,07,679 7 9	16,07,679 7 9
WORKSHOPS—			
Construction of New Municipal Workshops at Foras Road	5,64,329 14 5	5,64,329 14 5
Other Works	3,36,676 6 8	3,36,676 6 8
	9,01,006 5 1	9,01,006 5 1
OTHER STRUCTURES—			
Works completed (<i>vide</i> page 59 of the Report for 1932-30)	5,85,972 5 8	5,85,972 5 8
I.—General Supervision, &c., Total Rs. ..	30,94,658 2 6	30,94,658 2 6
<i>Less</i> —Works transferred to other service heads	10,55,181 13 8	10,55,181 13 8
I.—General Supervision, &c., Total Rs. ..	20,39,476 4 10	20,39,476 4 10
II.—WATER WORKS, ORDINARY.—			
Works completed (<i>vide</i> pages 57 and 58 of the Report for 1931-32)	4,46,75,930 13 4	4,46,75,930 13 4
Encasing in concrete 32" Vohar main under Ollivant Bridge	11,661 3 0	Cr. 594 6 11	11,066 12 1
	4,46,87,592 0 4	Cr. 594 6 11	4,46,86,997 9 5
Work completed during the year—			
Laying 12" Main in Dadar Road and Por- tuguese Church Road East of Cadell Road	39,068 14 8	39,068 14 8
Laying additional service mains in Clare Road	11,449 6 11	11,449 6 11
	50,518 5 7	50,518 5 7
	4,47,38,110 5 11	Cr. 594 6 11	4,47,37,515 15 0
Works in progress:—			
Laying an additional length of 6" water mains in C.I.T. Scheme at Dharavi.	7,145 2 7	161 7 0	7,306 9 7
Providing additional water mains in Mahim Development Scheme	3,358 11 3	9,415 9 5	12,774 4 8
	10,503 13 10	9,577 0 5	20,080 14 3
II.—Water Works, Ordinary—Total Rs. ..	4,47,48,614 3 9	8,982 9 6	4,47,57,596 13 3
II.—Water Works—			
Tansa TriPLICATION:—			
Widening the Track along Tansa Pipe line between Pogaon and Pokran ..	7,31,751 9 8	7,31,751 9 8
Preliminary fees and expenses ..	44,458 13 4	44,458 13 4
Cost of making survey of the country through which the new aqueduct could be constructed	20,744 2 7	20,744 2 7
Section I.—Forming pipe track from Tansa to Bandra, supplying and lay- ing trolley lines, erecting sluice house, Inspector's houses, temporary engine house and semi-permanent buildings and accommodation roads, etc. ..	94,22,114 9 9	94,22,114 9 9
II.—Water Works' Tansa TriPLICATION Carried forward ..	1,02,19,069 3 4	1,02,19,069 3 4
II.—Water Works, Ordinary, Carried over Rs.	4,47,48,614 3 9	8,982 9 6	4,47,57,596 13 3

Appendix No. 8—continued.

	Capital Expenditure upto 31st March 1932.		Expended during the year.		Total Capital Expenditure upto 31st March 1933.	
	Rs.	a. p.	Rs.	a. p.	Rs.	a. p.
II.—Water Works, ordinary Brought over..	4,47,48,614	3 9	8,982	9 6	4,47,57,596	13 3
II.—Water Works, Tansa Triplication Brought over	1,02,19,069	3 4		1,02,19,069	3 4
Section IA.—Tansa-Atgaon metalled road	3,68,319	11 7		3,68,319	11 7
Section IB.—Raising Tansa Dam ..	8,47,754	11 6		8,47,754	11 6
Section IC.—Acquisition of land for embankments for new pipe tracks and trolley lines	3,27,772	6 7	Cr.	2,378 10 8	3,25,393	11 11
Section ID.—Altering outlet well and constructing head works and control room at Tansa	5,68,375	15 10		5,68,375	15 10
Section II.—Supplying and laying about 42 miles steel pipes from Tansa to Pogaon	2,47,07,138	2 0	Cr.	7,554 9 6	2,46,99,583	8 6
Section III.—Supplying and laying about 63 miles steel pipes, &c., from Pogaon to Bombay	74,08,267	1 1		2,969 10 7	74,11,236	11 8
Section IV.—Supplying sluice valves and other apparatus	4,58,199	15 6	Cr.	1,399 12 6	4,56,800	3 0
Section V.—Supplying two 57" Venturi meters	1,33,604	11 10		1,33,604	11 10
Section VIA.—Constructing bridges at Kasheli	41,01,419	10 2		41,01,419	10 2
Section VII.—Constructing new bridge & approaches at Bandra for carrying two 57" mains over the Bandra Creek	93,999	1 11		93,999	1 11
Section VIII.—Supplying and erecting a temporary pumping plant at Kasheli	4,45,606	1 5	Cr.	60,448 8 0	3,85,157	9 5
Section VIIIA.—Supplying and erecting permanent pumping plant.	357	8 0		357	8 0
Section IX.—Cast Iron Pipes and special castings	1,50,785	8 0	Cr.	43,167 1 11	1,07,618	6 1
Section IXA.—Supplying and laying pipes, &c., required for remodelling the distribution system in Bombay including Petemeter Survey, &c. ..	86,739	5 3		86,739	5 3
Proportionate cost of acquiring land in Mahim Development Scheme IV for laying the new 57" Tansa Main ..	71,630	0 0		71,630	0 0
Proportionate cost of laying a protected reinforced concrete formation over the Tansa Water Trench at Mahim.	53,692	0 0		53,692	0 0
Vaiterna Scheme	18,043	3 9		18,043	3 9
Tansa Triplication—Total Rs. ..	5,00,60,774	5 9	Cr.	1,11,979 0 0	4,99,48,795	5 9
II.—Water Works—Total Rs. ..	9,48,09,388	9 6	Cr.	1,02,996 6 6	9,47,06,392	3 0
III.—EDUCATION.						
SCHOOL BUILDINGS—						
Construction of Buildings for Primary Schools in the City (10 Lakhs Programme)—						
Preliminary Expenses	4,744	12 10		4,744	12 10
Kumbharwada School	1,02,667	8 10		1,02,667	8 10
Old Nagpada and Memonwada Schools	31,227	7 11		31,227	7 11
Mazagaon Road School	37,532	5 7		37,532	5 7
Moreland Road School	1,01,733	1 11		1,01,733	1 11
Ardeshir Dady Street School	1,21,677	9 9		1,21,677	9 9
Dongri Street School and Mandvi Koliwada School	3,82,356	12 4		3,82,356	12 4
Mustan Tank School	1,61,785	9 2		1,61,785	9 2
School at Babula Tank	4,60,116	12 0		4,60,116	12 0
	* 14,03,842	0 4	...		*14,03,842	0 4
Sopari Bang Road School	6,851	11 6		6,851	11 6
School at Valpakhady	1,00,714	13 1		1,00,714	13 1
Construction of a Primary School at DeLisle Road	2,49,340	7 6		2,49,340	7 6
Carried over	3,56,907	0 1		3,56,907	0 1
III.—Education—Carried over	14,03,842	0 4		14,03,842	0 4

* Inclusive of Government share of contribution of Rs. 5 lakhs.

Appendix No. 8—continued.

—	Capital Expenditure upto 31st March 1932.		Expended during the year.		Total Capital Expenditure upto 31st March 1933.	
	Rs.	a. p.	Rs.	a. p.	Rs.	a. p.
Brought over Rs.	14,03,842	0 4		14,03,842	0 4
Brought forward Rs. ..	3,56,907	0 1		3,56,907	
Gilder Tank School	1,93,879	2 4		1,93,879	
Construction of additional School Buildings in the City to be let to the Schools Committee.						
(1) At Valpakhady	17,412	9 5		17,412	9 5
(2) At Foras Road	1,07,569	6 1		1,07,569	6 1
Extension of Memonwada Primary School	19,143	14 11		19,143	14 11
Semi-permanent Schools in F and G Wards School at Bhawanishankar Road	53,767	11 2		53,767	11 2
Additions and alterations to the Gilder Tank Market Building	9,936	12 0	24,574	15 4	34,511	11 4
	7,58,616	8 0	24,574	15 4	7,83,191	7 4
III—Education—Total Rs.	21,62,458	8 4	24,574	15 4	21,87,033	7 8
V.—PUBLIC HEALTH.						
Works completed (<i>vide</i> page 58 of the Report for 1930-31)	14,03,214	13 0		14,03,214	13 0
V.—Public Health Total Rs. ..	14,03,214	13 0		14,03,214	13 0
VI.—MEDICAL RELIEF AND EDUCATION.						
Works completed (<i>vide</i> pages 59 and 60 of the Report for 1931-32)	67,35,004	14 11		† 67,35,004	14 11
VII.—STREET CLEANSING, CONSERVANCY, ROAD WATERING AND HALALKHORE SERVICE.						
Works completed (<i>vide</i> pages 59 & 60 of the Report for 1931-32)	60,01,099	12 9		60,01,099	12 9
Construction of lightning crushers at Carnac Road (Part)	2,95,576	15 10	Cr. 3,581	8 10	2,91,995	7 0
	62,96,676	12 7	Cr. 3,581	8 10	62,93,095	3 9
Works completed during the year—						
Construction of chawls at Annesley Road	93,773	4 2		93,773	4 2
	93,773	4 2		93,773	4 2
	63,90,450	0 9	Cr. 3,581	8 10	63,86,868	7 11
Works in progress—						
Conversion of insanitary basket privies into Water-closets by subsidizing House Owners	12,40,600	0 0	5,00,000	0 0	17,40,600	0 0
	12,40,600	0 0	5,00,000	0 0	17,40,600	0 0
VII—Street Cleansing, &c. Total Rs. ..	76,31,050	0 9	4,96,418	7 2	81,27,468	7 11

† Exclusive of Rs. 30,000 expended out of the donation from Sir Ibrahim Rahimtoola, Kt, for combined School and Dispensary at Sandhurst Road.

Appendix No. 8—continued.

	Capital Expenditure upto 31st March 1932.	Expended during the year.	Total Capital Expenditure upto 31st March 1933.
	Rs. a. p.	Rs. a. p.	Rs. a. p.
VIII.—ROADS, DRAINS AND SEWERS.—			
ROADS AND OVERBRIDGES—			
OVERBRIDGES—			
Works completed (<i>vide</i> page 61 of the Report for 1931-32)	39,74,705 5 1	39,74,705 5 1
Reconstruction of Ollivant Bridge	2,72,100 0 0	Cr. 6,438 0 0	2,65,662 0 0
Reconstruction of Hancock Bridge	99,000 0 0	3,591 0 0	1,02,591 0 0
Works in progress—			
Dadar Overbridge.. .. .	5,55,634 0 5	Cr. 1,250 13 0	5,54,383 3 5
Overbridges—Total Rs. ..	49,01,439 5 6	Cr. 4,097 13 0	48,97,341 8 6
ROADS—			
Works completed (<i>vide</i> page 61 of the Report for 1931-32)	75,57,653 2 2	*75,57,653 2 2
	75,57,653 2 2	75,57,653 2 2
Widening Love Grove	3,54,247 15 6	3,54,247 15 6
Widening and Improving Dalal Street	22,450 5 6	22,450 5 6
Golanji Hill Road	4,08,800 0 0	4,08,800 0 0
Tulsi Pipe Line Road from Dadar Road to Dadar Overbridge	64,247 4 10	64,247 4 10
Widening further portion of Bandra Causeway	1,08,779 10 6	1,08,779 10 6
Acquisition of properties near Pydhoni.	49,707 2 11	49,707 2 11
Acquisition of property for widening Musjid Bunder Road and Samuel Street	88,286 3 10	88,286 3 10
Tulsi Pipe Line Road—			
(a) From Haines Road to Dadar	1,19,728 5 2	1,19,728 5 2
(b) From Dadar to Mahim to accommodate new Tansa Pipes.			
Remaking Roads in accordance with demands of heavy traffic	50,66,711 13 3	2,96,237 7 1	53,62,949 4 4
Construction of Dadar-Khumbharwada Road	6,37,696 10 8	6,37,696 10 8
Widening Globe Mill passage (Municipal share)	1,18,434 3 11	Cr. 315 0 0	1,18,119 3 11
New Foot-paths	6,98,420 10 0	21,266 3 3	7,19,686 13 3
Constructing proposed Nardulla 50' Extension Road to the Tulsi Pipe Line Road	38,064 15 8	38,064 15 8
Construction of 80' Lady Jamshedji Road from Bombay Woollen Mills to Portuguese Church Street	2,05,039 7 11	Cr. 3,594 4 6	2,01,445 3 5
Widening Bandra Causeway half width west side from its Junction with Mori Road from chainage 0 to 550 and half width east side from chainage 638 to 1218 and full width from chainage 1218 to 1768	76,022 15 6	Cr. 3,223 8 0	72,799 7 6
Construction of 40' road west of Cadell Road opposite Nardulla Park Plot No. 23	5,875 6 6	5,875 6 6
Roads—Total Rs.	80,62,513 3 8	3,10,370 13 10	83,72,884 1 6
STREET IMPROVEMENTS—			
Street Improvements in different places set backs.. .. .	80,85,673 2 1	2,28,187 8 1	83,13,860 10 2
Special Street Improvements	19,000 0 0	† 19,000 0 0
Street Improvements—Total Rs.	81,04,673 2 1	2,28,187 8 1	83,32,860 10 2
Roads and Overbridges—Total Rs.	2,86,26,278 13 5	5,34,460 8 11	2,91,60,739 6 4
VIII.—Roads, Drains, &c., Carried over Rs.	2,86,26,278 13 5	5,34,460 8 11	2,91,60,739 6 4

* Inclusive Rs. 1,56,500 Contributed by the Port Trust for Wari Bunder Road.

† This was paid out of the Road Improvement Fund.

Appendix No. 8—continued.

	Capital Expenditure upto 31st March 1932.	Expended during the year.	Total Capital Expenditure upto 31st March 1933.
	Rs. a. p.	Rs. a. p.	Rs. a. p.
VIII.—Roads, Drains and Sewers— Brought over Rs. ..	2,86,26,278 13 5	5,34,460 8 11	2,91,60,739 6 4
DRAINS AND SEWERS—			
Works completed (<i>vide</i> pages 62 and 63 of the Report for 1931-32)	2,80,41,463 3 3	2,80,41,463 3 3
Construction of a new outfall at Love Grove.	22,62,521 11 0	Cr. 11,332 2 0	22,51,189 9 0
	3,03,03,984 14 3	Cr. 11,332 2 0	3,02,92,652 12 3
Works in progress.—			
Constructing an Ovoid Sewer from Chunam Kiln Lane to 250' south of Pydhonie Road and thence to Nagdevi Cross Lane	59,502 2 1	1,436 0 5	60,938 2 6
Constructing an Ovoid Sewer from 250' south of Pydhonie Road to Nagdevi Cross Lane	1,08,202 5 3	1,08,202 5 3
Ovoid sewer in Trimbak Parsharam Street from the Junction of Grant Road and Trimbak Parsharam Street to the Junction of Falkland Road and Sandhurst Road	1,06,499 9 9	2,472 4 8	1,08,971 14 5
Ovoid sewer in Sandhurst Road to the Junction of Doctor Street and Sandhurst Road	99,004 8 9	99,004 8 9
Ovoid sewer in Sandhurst Road and Bhendi Bazar Road from the Junction of Doctor Street and Sandhurst Road to the Junction of Bhendi Bazar and Sandhurst Road	97,729 8 9	97,729 8 9
Construction of sewer in portions of Warden Road and Clerk Road from the existing Ejector station at Warden Road to join the main Sewer to Love Grove passing through Clerk Road ..	2,27,709 6 3	4,853 10 6	2,32,563 0 9
Construction of Ovoid Sewer in Palton Road from the Junction of Carnac Road and Sydenham Avenue to Junc. of Palton Road and Hornby Road ..	81,734 10 10	58,640 4 5	1,40,374 15 3
Main sewerage and drainage of the City— (1) Acquisition of land at Tulsi Pipe Line Scheme for accom- modating underground works. .	5,28,381 11 2	1,894 13 4	5,30,276 8 6
(2) Preliminary expenses	2,00,553 3 3	12,151 3 6	2,12,704 6 9
Ordinary:—			
S. W. drain in Dadar Gully	8,884 12 1	8,884 12 1
Covering up the water course in DeLisle Road	8,657 3 0	1,092 0 0	9,749 3 0
S. W. Drain in Bandra Causeway ..	8,696 9 2	8,696 9 2
Providing a sewer in Lamington Road	49,457 15 7	49,457 15 7
Providing a sewer in Thakurdwar Road	22,372 13 9	22,372 13 9
Improvements to the sewerage system at Setalwad and Warden Roads	45,766 13 0	45,766 13 0
	15,35,555 10 4	2,00,137 15 2	17,35,693 9 6
Drains and Sewers Total Rs.	3,18,39,540 8 7	1,88,805 13 2	3,20,28,346 5 9
VIII.—Roads, Drains & Sewer Total Rs. ..	6,04,65,819 6 0	7,23,266 6 1	6,11,89,085 12 1
IX.—MECHANICAL.			
WORKS COMPLETED— (<i>Vide</i> page 64 of the Report for 1931-32)	22,68,542 8 0	22,68,542 8 0
Works in progress—			
Providing two electrically driven pumps at Love Grove Pumping Station with incidental works	1,84,450 7 6	21,011 8 10	2,05,462 0 4
Improving the ejector system in the city. Duplicating the existing main from Fer- gusson Road ejector	60,461 0 7	60,461 0 7
	56,580 13 0	56,580 13 0
	1,84,450 7 6	1,38,053 6 5	3,22,503 13 11
IX.—Mechanical Total Rs.	24,52,992 15 6	1,38,053 6 5	25,91,046 5 11

Appendix No. 8—continued.

	Capital Expenditure upto 31st March 1932.	Expended during the year.	Total Capital Expenditure upto 31st March 1933.
	Rs. a. p.	Rs. a. p.	Rs. a. p.
X.—BUILDINGS, LAND ACQUISITION AND MANAGEMENT.			
COMPLETED WORKS TRANSFERRED FROM—			
XII.—Building Regulations and other measures for Public Safety :— (<i>Vide</i> page 64 of the Report for 1931-32)	17,292 2 5	17,292 2 5
Golanji Hill Road	7,42,871 12 6	5,533 0 10	7,48,404 13 4
Hornby Road to Bailard Pier Road ..	1,87,61,152 5 5	15,390 0 0	1,87,76,542 5 5
Dalal Street	3,91,156 8 1	3,91,156 8 1
Mahim Park	57,21,655 9 3	4,994 5 2	57,26,649 14 5
Mahaluxmi Overbridge	12,96,827 6 10	12,96,827 6 10
Plant and Machinery	20,673 0 2	20,673 0 2
	2,69,34,336 10 3	25,917 6 0	2,69,60,254 0 3
MAHIM DEVELOPMENT SCHEMES.—			
Scheme I.—Construction of a proposed road from Lady Jamshedji Road to Mahim Station	4,32,424 4 11	1 1 0	4,32,425 5 11
Scheme II.—Construction of two proposed roads and a park between Nardulla Tank and Dadar Kumbharwada	7,63,105 12 8	7,63,105 12 8
Scheme III.—Extension of the new DeLisle Road northwards to Lady Jamshedji Road	18,01,722 2 1	1,074 13 11	18,02,797 0 0
Scheme IV.—Widening and Improving Lady Jamshedji Road	33,27,385 12 7	1,000 0 0	33,28,385 12 7
Scheme V.—Road in continuation of Mahim Bazaar Cross Road to Tulsi Pipe Line Road	3,06,595 13 7	3,460 4 5	3,10,056 2 0
Scheme VI.—Proposed Road between Matunga and Dadar Station connecting Lady Jamshedji Road with Tulsi Pipe Line Road (Road marked A, B)...	63,485 1 8	63,485 1 8
Scheme VII.—Roads to be constructed in the area south of proposed Road between Matunga and Dadar Station as per Scheme No. VI (Roads marked B D, C D and D E)	3,91,249 11 3	6,459 13 5	3,97,709 8 8
Scheme VIII.—Roads to the south and north of E. D. Sassoon Dye Works ..	2,73,792 4 9	2,73,792 4 9
Laying mains in Mahim Development Schemes	96,706 11 4	96,706 11 4
Diversion of water mains affected by the Mahim Development Works	3,148 14 10	3,148 14 10
	74,59,616 9 8	11,996 0 9	74,71,612 10 5
Interest on Capital	70,10,837 10 2	70,10,837 10 2
X.—Buildings, Land Acquisition and Management Total Rs...	4,14,22,083 0 6	37,913 6 9	4,14,59,996 7 3
XI.—FIRE BRIGADE.			
Works completed (<i>vide</i> page 64 of the Report for 1931-32)	10,59,485 14 9	10,59,485 14 9
XI.—Fire Brigade—Total Rs. ..	10,59,485 14 9	10,59,485 14 9
XIII.—GARDENS AND OPEN SPACES			
Works completed (<i>vide</i> page 65 of the Report for 1931-32)	3,51,237 12 7	3,51,237 12 7
Filling in part of Storm Water Reservoir	33,24,991 4 5	Cr. 2,417 3 3	33,22,574 1 2
XIII.—Gardens and Open Spaces—Total Rs.	36,76,229 1 0	Cr. 2,417 3 3	36,73,811 13 9

Appendix No. 8—continued.

	Capital Expenditure upto 31st March 1932.	Expended during the year.	Total Capital Expenditure upto 31st March 1932.
	Rs. a. p.	Rs. a. p.	Rs. a. p.
XIV.—MARKETS AND SLAUGHTER HOUSES.			
Works completed (<i>vide</i> page 65 of the Report for 1931-32)	76,08,586 3 4	76,08,586 3 4
Acquisition of land for a Slaughter House at Deonar	80,439 4 7	2,089 8 0	82,528 12 7
	76,89,025 7 11	2,089 8 0	76,91,114 15 11
Works in progress—			
Paving the Open Spaces at the Bandra Slaughter House	1,736 7 0	41,520 7 8	43,256 14 8
	1,736 7 0	41,520 7 8	43,256 14 8
XIV.—Markets and Slaughter Houses— Total Rs. ..	76,90,761 14 11	43,609 15 8	77,34,371 14 7
Discount and other charges on the Loan of Rs. 37 lakhs	1,70,989 10 0	1,70,989 10 0
Discount and other charges on 40 lakhs Loan 1930-31	83,136 0 3	83,136 0 3
Total Rs.	2,54,125 10 3	2,54,125 10 3
TRUST FUNDS—			
King Edward Memorial Hospital ..	12,71,748 7 10	12,71,748 7 10
Seth Gordhandas Sunderdas Charities Trust—Medical College	10,84,287 13 6	10,84,287 13 6
Construction of a new Fire Brigade Station at Frere Road for Dock Area.	1,32,318 6 0	1,32,318 6 0
Willington Memorial Fund—Play-ground for recreation of the working classes	1,58,039 14 11	1,58,039 14 11
Construction of a Maternity Home at Victoria Road 3rd Cross Lane ..	1,12,563 3 6	1,12,563 3 6
Acquisition of Land for a Maternity Home at Chas Mohalla (Imamwada) ..	2,00,977 0 4	2,00,977 0 4
Maternity Home at Cadell Road ..	1,52,073 2 2	1,52,073 2 2
Maternity Home at Bellasis Road ..	2,38,351 1 9	2,38,351 1 9
Construction of a school building at Nalbundkiwadi, Mahim (Donation from Sir Currimbhoy Ebrahim) ..	56,262 0 0	24,274 5 6	80,536 5 6
Construction of a Museum Hall at G. S. M. College, Parel	39,085 1 10	39,085 1 10
Purchasing and installing a deep X-Ray Therapy apparatus at K.E.M. Hospital.	62 13 0	62 13 0
Trust Funds—Total Rs.	34,06,621 2 0	63,422 4 4	34,70,043 6 4
Worn-out Water Mains Renewal Fund.			
Works completed (<i>vide</i> page 66 of the Report for 1931-32)	5,85,556 0 10	5,85,556 0 10
Works completed during the year :—			
Replacing 3" Main in Jail Road north from Jail Road east to Health Department stables by 5" one	3,760 13 5	3,760 13 5
Replacing 4" and 3" Water Mains in Ridge Road by 6" Mains	16,444 10 6	..	16,444 10 6
	20,205 7 11	20,205 7 11
Carried over Rs. ..	6,05,761 8 9	6,05,761 8 9

Appendix No. 8—concluded.

	Capital Expenditure upto 31st March 1932.	Expended during the year.	Total Capital Expenditure upto 31st March 1933.
	Rs. a. p.	Rs. a. p.	Rs. a. p.
Worn-out Water Mains Renewal Fund Brought over Rs. ..	6,05,761 8 9	6,05,761 8 9
Works in progress—			
Replacing Water Mains less than 6" by larger ones in F & G Wards	39,671 4 11	25,091 13 4	64,763 2 3
Replacing 8", 7", 6", 4" Mains in Walkesh- war Road by " Main upto the Compound Gate of Government House	46,094 6 1	407 0 11	46,501 7 0
Replacing 24" Main through old Govern- ment House Compound	7,854 1 7	7,854 1 7
Providing Water Mains with S. P. Hydrants in North Footpath of Grant Road from Lamington Road to Sukhlaji Street	12,215 4 5	12,215 4 5
Providing Water Mains with S. P. Hydrants in the South Footpath of Grant Road from Lamington Road to Sukhlaji Street.	13,871 14 4	13,871 14 4
	85,765 11 0	59,440 2 7	1,45,205 13 7
Worn-out Water Mains Renewal Fund Total Rs. ..	6,91,527 3 9	59,440 2 7	7,50,967 6 4
LAND AND BUILDINGS FUND—			
Lands purchased. and buildings erected out of the Municipal Land and Build- ing Fund—			
Works completed (<i>vide</i> page 66 of the Report for 1931-32)	32,57,756 12 0	32,57,756 12 0
Street improvements in different places..	10,43,546 9 2	10,43,546 9 2
Shifting the fountain erected in memory of the late Mr. Arthur Crawford from its present site and re-erecting the same in the adjoining Municipal Gar- den	1,740 1 6	1,740 1 6
Land and Buildings Fund—Total Rs. ..	43,03,043 6 8	43,03,043 6 8
Works executed out of Surplus Cash Balance pending raising of a Loan—			
Conversion of insanitary basket privies into water-closets by subsidising house owners	5,00,000 0 0	{ 2,50,000 0 0 } { Cr. 5,00,000 0 0 }	2,50,000 0 0

V. V. SHALIGRAM,
Ag. Chief Accountant.

H. K. KIRPALANI,
Municipal Commissioner.

Appendix

Statement showing (1) the total amount of Municipal Loans

	Amount raised.	Amounts repaid out of cash balances.	Net Amount available for expenditure.	I—General Superintendence, Collection of Revenue.	II—Water Works.
1	2	3	4	5	6
	Rs. a. p.	Rs. a. p.	Rs. a. p.	Rs. a. p.	Rs. a. p.
Total of different Municipal loans raised (as per Annual Report for 1928-1929)	* 21,80,82,599 2 3	* 46,90,000 0 0
<i>Less—Loans repaid :—</i>					
40 lakhs loan due 19th December 1929Rs. 40,00,000					
<i>Deduct—</i>					
Repaid out of S. F. Accumulations 8,57,000		31,43,000 0 0
6% 50 Lakhs Loan due 1st August 1929 .. Rs. 39,94,000					
<i>Deduct—</i>					
Repaid out of S. F. Accumulations 11,94,000		28,00,000 0 0
	21,80,82,599 2 3	1,06,33,000 0 0	20,74,49,599 2 3
Rs. 37 Lakhs Loan raised in 1929-30 (Part amount)	26,21,500 0 0	26,21,500 0 0
Rs. 31-43 Lakhs Loan raised in 1929-30 for repayment of 40 Lakhs Loan due 19th December 1929 (Part amount)	26,14,000 0 0	26,14,000 0 0
Rs. 28 Lakhs Loan raised in 1929-30 for repayment of Rs. 39,94,000 out of 6% 50 Lakhs Loan due 1st August 1929 (Part amount)	8,45,500 0 0	8,45,500 0 0
Rs. 40 Lakhs Loan raised during 1930-31	40,00,000 0 0	40,00,000 0 0
Advance out of Plant and Machinery Depreciation Fund in 1931-32	8,50,000 0 0	8,50,000 0 0
Advance out of Special Funds in 1932-33	9,50,000 0 0	9,50,000 0 0
	22,99,63,599 2 3	1,06,33,000 0 0	21,93,30,599 2 3
Advance from Surplus Cash Balance for conversion of insanitary basket privies into water-closets by subsidising house-owners	2,50,000 0 0
Grand Total Ra.	21,95,80,599 2 3	13,87,455 11 5	9,39,51,744 6 4
Works executed out of Special Funds and Contributions:—					
(1) Out of Contributions from—					
G. I. P. Railway for removing and relaying 32" Vohar Main South of Kurla	3,74,000 0 0
Port Trust for Wari Bunder Road
Government for Construction of Primary School Buildings
(2) Out of Premia on Loans	2,40,000 0 0
(3) Out of Special Funds:—					
Invested Fund				7,34,326 8 3
Nesbit Road Invested Fund
Road Improvement Fund
Loan Works Establishment
Development Fund Receipts	1,40,647 12 4
Contribution from Revenue towards Bai Jerbai Wadia Hospital for Children
<i>Deduct—</i>				21,21,782 3 8	9,47,06,392 3 4
Plague Expenditure
Amounts written off on account of properties not existing				82,305 14 10
				20,39,476 4 10	9,47,06,392 3 4

* Inclusive of debentures of Rs. 10 lakhs out of 5 lakhs cancelled as per Standing Committee Resolution No. 9434 of 25th November 1925 and Corporation Resolution No. 1035 of 14th December 1925.

V. V. SHALIGRAM,
Ag. Chief Accountant

Appendix No. 10. SINKING FUND.

STATEMENT showing the Actual Investments on account of the Sinking Fund of different Loans upto 31st March 1933, compared with the amounts which should have accumulated upto that date on the basis of the Fixed Instalments and the sums set aside as Sinking Fund as at 31st March 1933.

NAME OF LOAN.	Amount raised.	When raised.	When repayable.	Amount of Annual Sinking Fund Instalment.	Date when Sinking Fund commenced.	Amount of Sinking Fund which should have accumulated upto 31st March 1933 at Compound Interest.
1	2	3	4	5	6	7
<i>6 and 6½ per cent. Municipal Loans (4 per cent. basis).</i>		Rs.		Rs.		Rs.
50 Lakhs Loan for Sanitary, Drainage, Water, Roads, etc., Works.	50,00,000	23rd Nov. 1920.	1st November 1950 or at the option of the Corporation on or after 1st November 1935.	89,150	1st November 1921.	13,61,876
1st Instalment of 75 Lakhs out of 1½ Crores Loan for Water Works, Roads and Overbridges, Drainage, Sewerage, etc., Works.	75,00,000	5th Nov. 1921.	1st November 1951 or at the option of the Corporation on or after 1st November 1936.	1,33,725	1st November 1922.	18,33,520
160 Lakhs Loan for the Improvement of Water Supply in Bombay.	1,60,00,000	Between 22nd Sept. 1924 and 31st March 1925 (First issue). Between 18th Nov. 1924 and 31st March 1925 (Second issue).	1st December 1954 ..	2,85,280	1st December 1925.	26,63,684
Total Rs. ..						58,59,080
<i>5 and 6 per cent. Municipal Loans (3½ per cent. basis).</i>						
147 Lakhs Tansa Water Works Loan ..	1,47,00,000	Between 5th June 1886 and 24th Dec. 1891.	(a) Between 1st January 1928 and 1st Jan. 1953.	93,898	1st January 1893 ..	4,05,000
7 Lakhs Sanitary Works Loan ..	7,00,000	1st Feb. 1888.	1st February 1928	1,500
12 Lakhs Drainage and Water Works Loan.	12,00,000	1st Jan. and 1st July 1888.	1st January 1928	1,500
Ra. 10,08,500 Miscellaneous Works Loan.	10,08,500	Between 1st Nov. 1888 and 1st July 1889.	1st October 1928	1,500
Ra. 2,48,000 Agripada House Sullage Water Connections Loan.	2,48,000	Between 1st Jan. and 1st July 1890.	1st July 1929	1,000
35 Lakhs various Sanitary Works Loan.	35,00,000	Between 25th Sept. 1890 and 1st Jan. 1892.	1st July 1930	5,000
10 Lakhs Loan for the Conversion of S. W. Reservoir at Clerk Road into a Public Park.	(A) 10,00,000	2nd July 1920.	1st July 1930 ..	5,089	1st July 1921 ..	76,255
25 Lakhs Loan for the construction of roads, miscellaneous works including Development Works.	25,00,000	1st Jan. 1928...	1st January 1958 ..	48,428	1st January 1920 ..	2,61,967
37 Lakhs Loan (1929-30)	26,31,500	From 19th July 1929 to 1st August 1929.	1st August 1959 ..	50,782	1st August 1930 ..	1,61,417
31-43 Lakhs Loan for the repayment of 40 Lakhs Loan due 19th December 1929.	26,14,000	Do. ...	1st August 1959 or at the option of the Corporation on or after 1st August 1949 on giving three months' notice by public advertisement.	50,637	Do. ...	1,60,958
28 Lakhs Loan for the repayment of Rs. 39,94,000 out of 6 per cent. 50 Lakhs Loan due 1st August 1929.	8,45,500	Do. ...	1st August 1959 or at the option of the Corporation on or after 1st August 1954 on giving three months' notice by public advertisement.	16,379	Do. ...	52,064
40 Lakhs Loan (1930-31)	40,00,000	From 20th Sept. 1930 to 6th Oct. 1930.	1st September 1960 or at the option of the Corporation on or after 1st September 1950 on giving 3 months' notice by public advertisement.	77,484	1st June 1931 ..	1,62,279
Total ...						12,90,440
Carried forward Ra. ..						71,49,520

(A)—This amount has been raised from the Western India Turf Club and the debentures issued to Western India Turf Club, Ltd., are to be repurchased by the Municipal Corporation after 20 years from 1st July 1920, the date on which the loan was raised for investment against the Sinking Funds on the Municipal Loans.

(a) Rs.	Repayable on
2,00,000	1-1-1928.
52,91,500	1-1-1933.
22,08,500	1-1-1943.
17,00,000	1-1-1946.
10,00,000	1-1-1948.
43,00,000	1-1-1953.

Ra. 1,47,00,000

2,00,000

Less—Repaid on 1st January 1928.

48,96,500

Repaid from 1-1-33 to 31-3-33.

Ra. 50,86,500

Ra. 96,13,500

† All the Sinking Fund Instalments were re-arranged during 1906-07 on a 3½ per cent. basis as per Corporation Resolution No. 4946 of 9th February 1905 and were further re-arranged from 1st April 1928 as per Corporation Resolution No. 6114 of 12th September 1927.

Appendix No. 10—contd.

NAME OF LOAN.	Amount raised.	When raised.	When repayable.	Amount of Annual Sinking Fund Instalment.	Date when Sinking Fund commenced.	Amount of Sinking Fund which should have accumulated up to 31st March 1933 at Compound Interest.
1	2	3	4	5	6	7
Brought over Rs. ..	Rs.	Rs.	71,49,520
<i>4 per cent. Municipal Loans (3½ per cent. basis.)</i>						
23½ Lakhs Loan for Drainage and other works.	23,25,000	12th and 31st January 1894 and 11th and 15th July 1895.	1st July 1935	27,582	1st July 1896 ..	20,72,478
15½ Lakhs Loan for Sewerage, Wari Bunder, etc., Roads, Burial Ground and certain Water Works— 2nd Instalment	5,75,000 raised at 4 per cent.	17th July 1899	1st July 1936	4,762	1st July 1897 ..	4,96,180
25 Lakhs Loan for Sewerage, Water, etc., Works.	25,00,000	17th and 18th July 1899.	1st November 1939 ..	29,773	1st November 1900.	18,08,453
19½ Lakhs Loan for Sewerage, Roads and other Sanitary Works.	19,25,000.	18th and 19th July 1899 and Sept. 1900.	1st June 1940	22,810	1st June 1901 ..	18,42,939
24½ Lakhs Loan for certain Sewerage and Water Works.	24,75,000	6 lakhs between 15th June and 1st July 1901. 11 lakhs between 23rd Aug. and 31st Oct. 1901. 4 lakhs between 19th Aug. and 28th Oct. 1902 and 3½ lakhs on 9th Sept. 1903.	1st June 1943	29,429	1st June 1904 ..	14,71,835
12½ Lakhs Loan for certain Water Works.	12,75,000	1st Sept. 1904.	1st August 1934 ..	24,010	1st August 1905 ..	11,71,042
30 Lakhs Loan for Buildings, Drainage Works, etc.	30,00,000	1st Nov. 1920.	1st January 1951 ..	58,113	1st January 1922 ..	8,55,985
					Total Rs. ..	92,18,912
					Carried forward Rs. ..	1,68,68,482

Appendix No. 10—concl'd.

NAME OF LOAN.	Amount raised.	When raised.	When repayable.	Amount of Annual Sinking Fund Instalment.	Date when Sinking Fund commenced.	Amount of Sinking Fund which should have accumulated up to 31st March 1933 at Compound Interest
1	2	3	4	5	6	7
Brought over Rs. ...	Rs.			Rs.		Rs. 1,63,68,432
4 per cent. Municipal Loans (3 per cent. basis). 2nd 2½ Lakhs Loan for Sewerage Works.	24,75,000	12 lakhs on 8rd Sept. 1905 and 12½ lakhs on 9th Sept. 1907.	1st August 1946	32,823	1st August 1907	12,90,728
13½ Lakhs Loan for the construction of Quarters for Halalkhore and Biggarries.	13,50,000	7th Aug. 1908.	1st May 1938	28,376	1st May 1909	10,03,746
15 Lakhs Loan for Street Improvements	15,00,000	29th July 1909.	1st May 1949	19,893	1st May 1910	6,63,336
30 Lakhs Loan for the acquisition of sites, for the construction of various Overbridges in the City.	30,00,000	29th July 1909 and 10th Aug. 1910.	1st May 1949	40,448	1st November 1910 and subsequent instalments from 1st May 1911 and 1st May 1929.	13,17,700
55 Lakhs Loan for Miscellaneous Works	55,00,000	7th and 10th Aug. and 1st Nov. 1911 and 1st Aug. 1913.	1st June 1942	1,21,632	1st June 1914	31,31,389
70 Lakhs Loan for reduplication of Tansa Main and other Auxiliary Works.	70,00,000	9th Sept. 1913, 22nd July 1914 and 10th April 1915.	¶	73,148	1st June 1915	18,75,528
20 Lakhs Loan for Street Improvements	20,00,000	9th Sept. 1913 and 24th Sept. 1915.	1st May 1955	26,524	1st May 1916	5,93,078
43 Lakhs Loan for Drainage, Water and Miscellaneous Works.	43,00,000	1st Aug. and 24th Sept. 1915.	1st May 1945	90,382	1st May 1916	20,20,941
					Total Rs. ..	1,18,96,441
3½ per cent. Municipal Loans (3½ per cent. basis). 15½ Lakhs Loan for Sewerage, Wari Bunder, etc., Roads, Burial Ground and certain Water Works (1st Instalment).	10,00,000 raised at 3½ per cent.	1st Dec. 1896...	1st July 1936	14,508	1st July 1897 and subsequent instalment from 1st July 1929.	8,39,449
					Total Rs. ...	8,39,449
					Grand Total Rs.	2,91,04,322

NAME OF FUND.	Amount actually invested upto 31st March 1933.				Amount of Interest accrued upto 31st March 1933, collected and invested in 1933-34.	Total of Columns 5 and 6.
	Amount of Sinking Fund invested upto 31st March 1932.	Sinking Fund Instalments paid in 1932-33.	Interest accumulations invested in 1932-33.	Total.		
1	2	3	4	5	6	7
Sinking Funds	Rs. a. p. 3,15,66,516 2 2	Rs. a. p. 15,00,015 0 0	Rs. a. p. 15,31,397 2 11	Rs. a. p. 3,45,97,928 5 2	Rs. a. p. 3,58,534 0 10	Rs. a. p. 8,49,56,462 6 0
Deduct—Withdrawn for repayment of Loans.	* 47,50,453 15 0	47,50,453 15 0
Total	2,98,47,474 6 2	3,58,534 0 10	3,02,06,008 7 0
In Public Securities as detailed in Appendix No. 16-A.	2,98,47,167 11 8
In Cash with the Imperial Bank of India.	306 10 6
Sinking Fund Investments Reserve Fund.	12,31,479 5 11	56,057 10 8	12,87,537 0 7
In Public Securities as detailed in Appendix No. 16A.	12,31,192 0 0	56,189 12 0	12,87,381 12 0
In Cash with the Imperial Bank of India.	287 5 11	—132 1 4	165 4 7
Deduct—Transfer to Net Premia Fund.	12,31,479 5 11	56,057 10 8	12,87,537 0 7
Total	2,98,47,474 6 2	3,58,534 0 10	3,02,06,008 7 0

* The amount met from the Net Premia Fund on account of repayment of Loans representing the difference between the market value and book value of the securities withdrawn from the Sinking Fund is Rs. 1,39,046-1-0.

¶ Rs. 49,40,000 repayable on 1st June 1954.

„ 20,60,000 „ „ 1st June 1974.

Rs. 70,00,000

V. V. SHALIGRAM,
Ag. Chief Accountant.

H. K. KIRPALANI,
Municipal Commissioner.

Appendix

STATEMENT showing Outstanding Loans due by the Municipality, the interest Outstanding on 1st Imperial Bank of India and in office during that year

No.	Particulars of Loans.	Rate of Interest.	Balance due on 1st April 1932.	Amount raised in 1932-33.	Total.	Amount re-paid in 1932-33.
1	2	3	4	5	6	7
Loans raised from Government.			Ra. a. p.	Ra. a. p.	Ra. a. p.	Ra. a. p.
1	Vehar Water Works Debt	4 per cent. ..	16,04,627 7 9	16,04,627 7 9	A 50,710 3 0
2	The 50 Lakhs Loan for Drainage, Water, Roads and other Works (part of Bombay Development Loan)	6½ per cent. ..	50,00,000 0 0	50,00,000 0 0	(a)
3	1st Instalment out of the Loan of Rs. 1½ crores for Water Works, Roads, Drainage and Sewerage, &c.	6½ per cent. ..	75,00,000 0 0	75,00,000 0 0	(a)
4	2nd Instalment out of the Loan of Rs. 1½ crores for Water Works, Roads, Drainage and Sewerage, &c.	5½ per cent. (inclusive of Income Tax.) 4½% do.	41,10,578 0 0 20,22,014 14 0	41,10,578 0 0 20,22,014 14 0	(b) 1,08,785 3 0 (b) 58,212 5 0
5	140 Lakhs Loan for General Supervision, Fire Brigade, &c., purposes	5½% do. 6% do.	96,65,318 15 0 21,20,679 5 0	96,65,318 15 0 21,20,679 5 0	(b) 2,55,790 7 0 (b) 48,872 4 0
6	65 Lakhs Loan for Tansa Triplication Scheme.	Do. ..	54,96,697 0 0	54,96,697 0 0	(b) 1,26,675 3 0
7	2½ Crores Loan for Water Works, General Supervision and Development, &c., purposes.	Do. ..	91,54,939 15 0	91,54,939 15 0	(b) 2,10,980 10 0
8	2 Crores Loan for major Development Works ..	5½ per cent. Do. .. 5½ per cent. Do. .. 5 per cent. .. Do. .. Do. .. Do. ..	1,19,76,375 12 0 1,11,24,028 2 0 20,29,988 2 0 45,24,538 8 0 36,19,635 0 0 27,50,495 10 0 36,67,323 14 0 18,70,252 4 0 18,70,252 6 0	1,19,76,375 12 0 1,11,24,028 2 0 20,29,988 2 0 45,24,538 8 0 36,19,635 0 0 27,50,495 10 0 36,67,323 14 0 18,70,252 4 0 18,70,252 6 0	B 8,37,595 7 0 (b) 2,44,355 6 0 B 44,587 11 0 (b) 95,177 7 0 (b) 76,141 1 0 (b) 57,629 4 0 (b) 76,839 13 0 (b) 36,590 6 0 (b) 36,590 6 0
9	150 Lakhs Loan (1925-26)	Do. ..	18,70,252 4 0 18,70,252 6 0	18,70,252 4 0 18,70,252 6 0	(b) 36,590 6 0 (b) 36,590 6 0
Total Loans raised from Government			9,01,07,745 2 9	9,01,07,745 2 9	23,65,513 0 0
Loans raised from the Public.						
1	42 Lakhs Loan for payment of the balance of the Government Consolidated Loan ..	4 per cent.
2	The Sanitary Works Loan of 1888 (Rs. 7 Lakhs)	5 per cent. ..	1,500 0 0	1,500 0 0
3	The Tansa Water Works Loan (Rs. 147 Lakhs).	5 per cent. ..	1,45,00,000 0 0	1,45,00,000 0 0	48,86,500 0 0
4	The Drainage and Water Works Loan of 1888 (Rs. 12 Lakhs)	5 per cent. ..	1,500 0 0	1,500 0 0
5	The Miscellaneous Works Loan of 1888-89 for Drainage and Water Works, Markets and Roads (Rs. 10,08,500)	5 per cent. ..	1,500 0 0	1,500 0 0
6	The Agripada House Sullage Water Connections Loan (Rs. 2,48,000)	5 per cent. ..	1,000 0 0	1,000 0 0
7	The 35 Lakhs Various Sanitary Works Loan of 1890-91	5 per cent. ..	8,000 0 0	8,000 0 0	3,000 0 0
8	The Loan of 23½ Lakhs for Drainage and other Works	4 per cent. ..	23,25,000 0 0	23,25,000 0 0	(a)
9	The 15½ Lakhs Loan for Sewerage, Wari Bunder, &c., Roads, Burial Ground and certain Water Works (1st instalment of Rs. 10 lakhs)	3½ per cent. ..	15,75,000 0 0	15,75,000 0 0	(a)
10	Do. do. (2nd instalment of Rs. 5½ Lakhs) ..	4 per cent. ..	15,75,000 0 0	15,75,000 0 0	(a)
Carried over .. Rs.			1,84,13,500 0 0	1,84,13,500 0 0	48,89,500 0 0
Carried over ... Rs.			9,01,07,745 2 9	9,01,07,745 2 9	23,65,513 0 0

A.—The loan is payable on monthly instalments of Rs. 9,498 (Principal and Interest) out of Revenue. No Sinking Fund has been created for this loan.

B.—These loans are raised for development purposes. The programme of repayment has been approved under Corporation Resolution No. 5253 of 11th September 1928.

C.—Debentures in respect of these loans have remained unpaid owing to their not having been surrendered for repayment upto 31st March 1933. The debentures do not carry any interest from and after the due dates and will be paid when surrendered for repayment by the holders out of the Sinking Fund Investments.

D.—This includes debentures of Rs. 4,06,000 in respect of 147 Lakhs Loan due on 1st January 1933 which have remained unpaid owing to their not having been surrendered for repayment upto 31st March 1933. The debentures do not carry any interest from and after the due date and will be paid when surrendered for repayment by the holders out of the Sinking Fund Investments.

(a) As under the terms of these loans the bonds cannot be repaid to the holders before the dates stipulated in the debentures, the Sinking Fund has been invested as shown in detail in Appendix No. 10.

(b) These loans are repayable out of revenue in annual equal instalments including principal and interest based on the amortisation of the loans within a period of 30 years. No Sinking Fund has been created for these loans.

No. 11.

April 1932 on the different Loans, the amount payable for the year 1932-33, the amount paid by the and the balances outstanding on 31st March 1933.

Balance due on 31st March 1933.	Interest outstanding on 1st April 1932.	Interest payable in 1932-33.	Total Interest due.	Deduct Interest paid by the Imperial Bank of India and in office.	Outstanding Balance on 31st March 1933.	Remarks.
8	9	10	11	12	13	14
Rs. a. p.	Rs. a. p.	Rs. a. p.	Rs. a. p.	Rs. a. p.	Rs. a. p.	
15,53,917 4 9	63,266 4 0	63,266 4 0	63,265 13 0	* 0 7 0	
50,00,000 0 0	5,337 10 10	3,78,364 0 0	3,83,701 10 10	3,80,815 4 5	* 2,886 6 5	
75,00,000 0 0	8,005 15 2	8,89,672 8 0	8,97,678 7 2	8,93,350 4 7	* 4,328 2 7	
40,01,792 13 0						
19,63,802 9 0	6,58,833 5 0	6,58,833 5 0	6,58,833 5 0	
94,09,528 8 0						
20,71,807 1 0	3,29,801 13 0	3,29,801 13 0	3,29,801 13 0	
53,70,021 13 0						
89,43,959 5 0	12,67,878 15 0	12,67,878 15 0	12,67,878 15 0	
1,11,38,780 5 0						
1,08,79,692 12 0	10,05,205 8 0	10,05,205 8 0	10,05,205 8 0	
19,85,400 7 0						
44,29,361 1 0	7,06,996 3 0	7,06,996 3 0	7,06,996 2 0	* 0 1 0	
35,43,493 15 0						
26,92,866 6 0	7,06,996 3 0	7,06,996 3 0	7,06,996 2 0	* 0 1 0	
35,90,484 1 0						
18,33,661 14 0	7,06,996 3 0	7,06,996 3 0	7,06,996 2 0	* 0 1 0	
18,33,662 0 0						
8,77,42,232 2 9	13,343 10 0	53,00,018 8 0	53,13,862 2 0	53,06,147 1 0	* 7,215 1 0	
....	520 0 0	520 0 0	520 0 0	
0 1,500 0 0	2,061 3 7	2,061 3 7	2,061 3 7	
D96,13,500 0 0	17,407 8 1	6,58,857 0 0	6,76,264 8 1	6,57,770 2 0	18,493 10 1	
0 1,500 0 0	394 7 0	394 7 0	* -0 12 0	
0 1,500 0 0	296 15 7	296 15 7	394 7 0	
0 1,000 0 0	117 14 0	117 14 0	293 15 7	
0 5,000 0 0	958 14 8	958 14 8	42 0 0	117 14 0	
23,25,000 0 0	13,375 1 0	93,000 0 0	1,06,375 1 0	92,667 9 0	916 14 8	
15,75,000 0 0	464 6 0	35,000 0 0 23,000 0 0	58,464 6 0	58,304 6 0	13,707 8 0	
1,35,24,000 0 0	35,076 5 11	8,10,377 0 0	8,45,453 5 11	8,09,304 1 0	36,148 8 11	
8,77,42,232 2 9	13,343 10 0	53,00,018 8 0	53,13,362 2 0	53,06,147 1 0	* 0 12 0	

* To be treated as savings.

No.	Particulars of Loans.	Rate of Interest.	Balance due on 1st April 1932.	Amount raised in 1932-33.	Total.	Amount re-paid in 1932-33.
1	2	3	4	5	6	7
	Brought forward Rs. ..		Ra. a. p. 9,01,07,745 2 9	Rs. a. p.	Ra. a. p. 9,01,07,745 2 9	Rs. a. p. 23,65,513 0 0
	Brought forward Rs. ..		1,84,13,500 0 0	1,84,13,500 0 0	48,89,500 0 0
	Loans raised from the Public—contd.					
11	25 Lakhs Loan for Sewerage, Water and other Sanitary Works	4 per cent. ..	25,00,000 0 0	25,00,000 0 0	(a)
12	19½ Lakhs Loan for Sewerage, Roads and other Sanitary Works	4 per cent. ..	19,25,000 0 0	19,25,000 0 0	(a)
13	24½ Lakhs Loan for certain Sewerage and Water Works	4 per cent. ..	24,75,000 0 0	24,75,000 0 0	(a)
14	12½ Lakhs Loan for certain Water Works	4 per cent. ..	12,75,000 0 0	12,75,000 0 0	(a)
15	The 2nd 24½ Lakhs Loan for certain Sewerage Works	4 per cent. ..	24,75,000 0 0	24,75,000 0 0	(a)
16	13½ Lakhs Loan for the construction of Quarters for Halalkhores and Biggaries	4 per cent. ..	13,50,000 0 0	13,50,000 0 0	(a)
17	The 15 Lakhs Loan for Street Improvements.	4 per cent. ..	15,00,000 0 0	15,00,000 0 0	(a)
18	The 30 Lakhs Loan for the acquisition of sites for the construction of Overbridges	4 per cent. ..	30,00,000 0 0	30,00,000 0 0	(a)
19	The 55 Lakhs Loan for Drainage, Sanitary, Water and other Miscellaneous Works	4 per cent. ..	55,00,000 0 0	55,00,000 0 0	(a)
20	The 70 Lakhs Loan for re-duplication of Tansa Main and other Auxiliary Works	4 per cent. ..	70,00,000 0 0	70,00,000 0 0	(a) ..
21	The 20 Lakhs Loan for Street Improvements.	4 per cent. ..	20,00,000 0 0	20,00,000 0 0	(a)
22	The 43 Lakhs Loan for Drainage, Water, Roads and Miscellaneous Works	4 per cent. ..	43,00,000 0 0	43,00,000 0 0	(a)
23	The 40 Lakhs Loan for the construction of Sanitary Buildings, acquisition of Lands for Street Improvements and for executing Drainage and Water Works	6 per cent. ..	3,000 0 0	3,000 0 0
24	The 10 Lakhs Loan for the Conversion of the Storm Water Reservoir at Clerk Road into a Public Park	5 per cent. ..	10,00,000 0 0	10,00,000 0 0	(a)
25	The 30 Lakhs Loan for the construction of Building and Drainage Works and the acquisition of Land for different purposes	4 per cent. ..	30,00,000 0 0	30,00,000 0 0	(a)
26	160 Lakhs Loan for the improvement of the Water Supply in Bombay (First Issue)	6 per cent. ..	67,77,000 0 0	67,77,000 0 0	(a)
27	Do. do. (Second Issue)	6 per cent. ..	92,23,000 0 0	92,23,000 0 0	(a)
28	Rs. 25 Lakhs Loan (1927-28)	5 per cent. ..	25,00,000 0 0	25,00,000 0 0	(a)
29	Rs. 37 Lakhs Loan (1929-30)	5 per cent. ..	26,21,500 0 0	26,21,500 0 0	(a)
30	Rs. 31½ Lakhs Loan for the repayment of Rs. 40 Lakhs Loan due 19th December 1929	5 per cent. ..	26,14,000 0 0	26,14,000 0 0	(a)
31	Rs. 28 Lakhs Loan for the repayment of Rs. 39,94,000 out of 6 per cent. 50 Lakhs Loan due 1st August 1929	5 per cent. ..	8,45,500 0 0	8,45,500 0 0	(a)
32	Rs. 40 Lakhs Loan (1950-60)	6 per cent. ..	40,00,000 0 0	40,00,000 0 0	(a)
	Total Loans raised from the Public ..	Rs. ..	8,62,97,500 0 0	8,62,97,500 0 0	48,89,500 0 0
	Advances from Special Funds.					
1	Advance from Plant and Machinery Depreciation Fund	5 per cent. ..	8,50,000 0 0	8,50,000 0 0	25,706 0 0
2	Advance from Renewal of Road Surfaces Fund	4½ per cent.	8,00,000 0 0	8,00,000 0 0
3	Advance from Plant and Machinery Depreciation Fund	4½ per cent.	1,50,000 0 0	1,50,000 0 0
	Total Advances from Special Funds Rs. ..		8,50,000 0 0	9,50,000 0 0	18,00,000 0 0	25,706 0 0
	GRAND TOTAL ..	Rs. ..	17,72,55,245 2 9	9,50,000 0 0	17,82,05,245 2 9	72,80,719 0 0

(a) As under the terms of these loans the bonds cannot be repaid to the holders before the dates stipulated in the debentures, the Sinking Fund has been invested as shown in detail in Appendix No. 10.

(b) Debentures in respect of this loan have remained unpaid owing to their not having been surrendered for repayment up to 31st March 1933. The debentures do not carry any interest from and after the due date and will be paid when surrendered for repayment by the holders.

V. V. SHALIGRAM,

Ag. Chief Accountant.

No. 11—continued.

Balance due on 31st March 1933.	Interest outstanding on 1st April 1932.	Interest payable in 1932-33.	Total Interest due.	Deduct Interest paid by the Imperial Bank of India and in Office.	Outstanding Balance on 31st March 1933.	Remarks.
8	9	10	11	12	13	14
Ra. a. p.	Ra. a. p.	Ra. a. p.	Ra. a. p.	Ra. a. p.	Ra. a. p.	
8,77,42,232 2 9	13,343 10 0	53,00,018 8 0	53,13,362 2 0	53,06,147 1 0	* 7,215 1 0	
1,35,24,000 0 0	35,076 5 11	8,10,377 0 0	8,45,453 5 11	8,09,304 1 0	36,148 8 11 * 0 12 0	Savings.
25,00,000 0 0	1,099 3 0	1,00,000 0 0	1,01,099 3 0	99,735 4 0	1,363 15 0	
19,25,000 0 0	5,438 15 4	77,000 0 0	82,438 15 4	76,674 3 0	5,764 12 4	
24,75,000 0 0	3,209 15 8	99,000 0 0	1,02,209 15 8	99,194 14 0	3,015 1 8	
12,75,000 0 0	3,636 2 4	51,000 0 0	54,636 2 4	52,235 0 0	2,401 2 4	
24,75,000 0 0	2,424 2 0	99,000 0 0	1,01,424 2 0	1,00,494 2 0	930 0 0	
13,50,000 0 0	4,771 9 4	54,000 0 0	58,771 9 4	53,132 13 4	5,638 12 0	
15,00,000 0 0	3,005 0 0	60,000 0 0	63,005 0 0	61,387 13 0	1,617 3 0	
30,00,000 0 0	18,260 13 0	1,20,000 0 0	1,38,260 13 0	1,19,340 0 0	18,920 13 0	
55,00,000 0 0	20 0 0	2,20,000 0 0	2,20,020 0 0	2,19,960 0 0	60 0 0	
70,00,000 0 0	6,998 6 2	2,80,000 0 0	2,86,998 6 2	2,78,685 7 0	8,312 15 2	
20,00,000 0 0	818 2 0	80,000 0 0	80,818 2 0	78,910 0 0	1,908 2 0	
43,00,000 0 0	1,72,000 0 0	1,72,000 0 0	1,72,000 0 0	
(b) 3,000 0 0	1,161 14 2	1,161 14 2	1,161 14 2	
10,00,000 0 0	50,000 0 0	50,000 0 0	50,000 0 0	
30,00,000 0 0	1,20,000 0 0	1,20,000 0 0	1,20,000 0 0	
67,77,000 0 0	10,431 7 0	4,06,620 0 0	4,17,051 7 0	3,99,993 1 0	17,058 6 0	
92,23,000 0 0	13,102 4 0	5,53,380 0 0	5,66,482 4 0	5,40,665 14 0	25,816 6 0	
25,00,000 0 0	1,25,000 0 0	1,25,000 0 0	1,25,000 0 0	
26,21,500 0 0	3,413 12 0	1,31,075 0 0	1,34,488 12 0	1,28,422 4 1	6,066 7 11	
26,14,000 0 0	6,948 4 9	1,30,700 0 0	1,37,648 4 9	1,22,084 4 6	15,564 0 0 * 0 0 3	
8,45,500 0 0	1,503 3 0	42,275 0 0	43,778 3 0	41,536 11 0	2,241 8 0	
40,00,000 0 0	14,530 4 10	2,40,000 0 0	2,54,530 4 10	2,41,488 13 7	† 13,041 7 7	
8,14,08,000 0 0	1,35,849 12 6	40,21,427 0 0	41,57,276 12 6	39,90,244 9 6	1,67,031 7 1 * 0 11 11	
8,24,294 0 0	42,500 0 0	42,500 0 0	42,500 0 0	
8,00,000 0 0	48,000 0 0	48,000 0 0	12,624 10 0	* 35,375 6 0	
1,50,000 0 0					
17,74,294 0 0	90,500 0 0	90,500 0 0	55,124 10 0	* 35,375 6 0	
17,09,24,526 2 9	1,49,193 6 6	94,11,945 8 0	95,61,138 14 6	93,51,516 4 6	1,67,031 7 1 * 42,591 2 11	

* To be treated as savings.

† Excess of 4 pies due to calculation of interest for broken periods to be met out of savings on other loans.

H. K. KIRPALANĒ,
Municipal Commissioner.

**Appendix
Water Works
Revenue Account for**

INCOME.		Amount.
		Rs. a. p.
Water Tax and other Miscellaneous Water Works Revenue—vide details in Appendix No. 3	* 64,06,185 1 0
* This includes Rs. 32,68,902-4-1 being the amount of Water Tax by measurement, realised during 1932-33 as shown in the following Statement :—		
Total Rs. ..		64,06,185 1 0

Net Revenue Account

		Rs. a. p.
Surplus brought down		53,17,727 12 5

STATEMENT showing the quantity of Water by meter supplied under different Sub-heads and the Water Tax by measurement realized at different rates for the uniform quantity of 1,000 gallons, as required by Corporation Resolution No. 6570 of 15th February 1912.

PARTICULARS.	1927-28.		1928-29.		1929-30.		1930-31.		1931-32.		1932-33.	
	Gallons.	Amount.	Gallons.	Amount.	Gallons.	Amount.	Gallons.	Amount.	Gallons.	Amount.	Gallons.	Amount.
Hotels	4,68,67,300	Rs. a. p. @ Rs. 1 45,850 2 0	4,18,20,350	Rs. a. p. @ As. 14 35,874 18 0	5,86,02,100	Rs. a. p. @ 14 As. 47,705 11 0	5,09,33,850	Rs. a. p. @ As. 14 44,566 11 0	4,36,83,700	Rs. a. p. @ As. 14 38,215 0 0	3,87,45,600	Rs. a. p. @ As. 14 29,537 6 0
Cotton Factories	33,07,81,600	Rs. a. p. @ As. 12 3,28,801 3 0	66,48,85,865	Rs. a. p. @ As. 10 4,78,257 2 0	80,65,81,985	Rs. a. p. @ 10 As. 5,15,644 14 0	1,22,19,81,870	Rs. a. p. @ As. 10 7,64,958 9 0	1,41,97,96,325	Rs. a. p. @ As. 10 8,87,897 14 0	1,58,72,68,995	Rs. a. p. @ As. 10 9,61,525 0 0
Floor Factories	2,75,19,900	Rs. a. p. @ Rs. 1 27,519 15 0	2,66,86,600	Rs. a. p. @ As. 14 25,028 10 0	2,05,58,800	Rs. a. p. @ 14 As. 17,984 8 0	1,62,45,900	Rs. a. p. @ As. 14 14,740 8 0	1,50,55,000	Rs. a. p. @ As. 14 13,178 0 0	1,52,80,660	Rs. a. p. @ As. 14 13,370 10 0
Other Factories	35,22,76,619	Rs. a. p. @ As. 12 3,24,708 7 0	46,97,51,095	Rs. a. p. @ As. 10 3,98,879 5 0	49,25,78,420	Rs. a. p. @ 10 As. 3,79,150 5 0	25,48,68,740	Rs. a. p. @ As. 10 2,27,203 4 0	25,95,72,790	Rs. a. p. @ As. 10 2,30,826 8 0	28,24,91,760	Rs. a. p. @ As. 10 2,02,536 14 9
Milch Cattle Stables	18,44,44,185	Rs. a. p. At different rates. @ Rs. 1 1,89,062 10 0	19,92,88,080	Rs. a. p. @ As. 8 1,89,584 9 0	21,87,90,185	Rs. a. p. @ 10 As. 1,89,649 11 0	20,08,46,475	Rs. a. p. @ As. 10 1,25,278 5 0	21,69,88,550	Rs. a. p. @ As. 10 1,35,357 7 0	22,46,31,410	Rs. a. p. @ As. 10 1,41,674 10 0
Government Properties(a)	42,17,88,813	Rs. a. p. @ Rs. 1 2,26,358 15 6	61,14,90,520	Rs. a. p. @ As. 14 3,05,294 12 0	55,38,16,450	Rs. a. p. At different rates. @ As. 14 3,09,068 8 0	46,56,02,100	Rs. a. p. @ different rates. @ As. 10 2,39,088 15 0	67,22,99,800	Rs. a. p. @ different rates. @ As. 10 4,20,249 14 0	58,01,88,100	Rs. a. p. @ different rates. @ As. 10 3,31,886 5 0
Railways	41,48,40,405	Rs. a. p. @ Rs. 1 4,14,340 8 0	55,88,72,500	Rs. a. p. @ As. 14 5,53,872 8 0	1,03,43,09,200	Rs. a. p. At different rates. @ 14 As. 8,90,102 7 0	78,19,87,275	Rs. a. p. @ different rates. @ As. 14 6,29,917 12 0	61,46,87,125	Rs. a. p. @ As. 14 4,84,972 2 0	60,09,09,000	Rs. a. p. @ different rates. @ As. 14 4,58,588 4 0
Port Trust	55,80,28,970	Rs. a. p. At different rates. @ Rs. 1 5,58,028 14 0	46,29,74,900	Rs. a. p. At different rates. @ As. 8 4,62,974 13 0	54,52,92,800	Rs. a. p. At different rates. @ 14 As. 4,77,122 7 0	47,98,90,265	Rs. a. p. At different rates. @ As. 14 4,19,641 8 0	46,81,35,429	Rs. a. p. At different rates. @ As. 14 4,05,248 8 0	42,73,42,100	Rs. a. p. At different rates. @ As. 14 3,74,449 5 0
Suburbs (b)	65,72,02,150	Rs. a. p. @ Rs. 1 3,00,974 9 9	73,82,51,460	Rs. a. p. @ As. 8 2,68,219 14 0	82,55,88,790	Rs. a. p. At different rates. @ 14 As. 3,60,166 1 9	64,11,55,800	Rs. a. p. At different rates. @ As. 10 2,17,598 8 5	59,77,38,750	Rs. a. p. At different rates. @ As. 10 2,10,596 6 0	80,69,85,240	Rs. a. p. At different rates. @ As. 10 3,27,543 11 0
Miscellaneous (c)	93,63,89,715	Rs. a. p. @ Rs. 1 6,50,908 10 6	73,68,87,578	Rs. a. p. @ As. 14 4,66,101 14 0	94,78,21,215	Rs. a. p. At different rates. @ 14 As. 4,46,187 2 8	54,92,35,829	Rs. a. p. At different rates. @ As. 10 3,88,811 0 0	47,64,66,400	Rs. a. p. At different rates. @ As. 10 (d) 3,97,912 10 4	68,80,39,741	Rs. a. p. At different rates. @ As. 10 4,88,506 2 4
Total	4,58,93,28,467	Rs. a. p. 35,56,741 12 6	4,50,89,08,938	Rs. a. p. 31,23,278 4 0	5,50,83,74,945	Rs. a. p. 38,78,781 6 5	4,57,25,40,224	Rs. a. p. 31,01,784 6 5	4,88,94,18,869	Rs. a. p. 32,28,244 8 4	5,04,28,82,896	Rs. a. p. 32,68,902 4 1

(a) The rates charged are in accordance with the Water Rules for the respective years.
 (b) The rate charged is annas 6 to As. 14 per 1,000 gals.
 (c) The rates charged vary from As. 10 to Rs. 1.
 (d) This includes Rs. 12-2-8 collected by Water Department.

No. 12.

Account.

the year ending 31st March 1933.

EXPENDITURE.	Rs. a. p.	Rs. a. p.	Rs. a. p.	Rs. a. p.
General Superintendence (1/3th proportion of),	1,00,737 10 6			
Assessment and Collection Charges (1/5th proportion of) ..	1,43,632 6 3			
Maintenance of Water Works (vide Appendix No. 4) ..	8,88,078 1 7	2,44,370 0 9		
New Works (vide Appendix No. 4)	6,009 2 3	8,44,087 3 10		
			10,88,457 4 7	
Surplus carried down	53,17,727 12 5	64,06,185 1 0
Total Rs.	64,06,185 1 0

for the year ending 31st March 1933.

	Rs. a. p.	Rs. a. p.	Rs. a. p.	Rs. a. p.
Interest on Water Works Loans (Debt)—				
<i>Due to Government—</i>				
Vehar Debt	63,265 13 0			
50 Lakhs Loan for Drainage, Water, etc., Works ..	38,080 13 0			
1½ Crores Loan	6,42,391 13 10			
65 Lakhs Loan for Tansa Triplication Scheme ..	3,29,801 13 0			
2 Crores Loan for Major Development Works ..	5,23,091 3 0			
2½ Crores Loan for General Supervision, Water Works, etc.	7,963 15 0			
150 Lakhs Loan 1925-26	5,18,380 9 0	21,23,577 15 10		
<i>Due to the Public—</i>				
12½ Lakhs Loan	50,342 0 0			
147 Lakhs Tansa Water Works Loan	6,57,770 2 0			
35 Lakhs Various Sanitary Works Loan	9 8 0			
13½ Lakhs Loan	28 3 4			
23½ Lakhs Drainage and other Works Loan ..	9,546 1 0			
15½ Lakhs Sewerage, Wari Bunder, etc., Works Loan ..	6,378 0 0			
25 Lakhs Sewerage, etc., Works Loan	9,242 0 0			
24½ Lakhs Sewerage and Water Works Loan ..	24,287 15 8			
55 Lakhs for Miscellaneous Works	16,003 15 0			
70 Lakhs for Reduplication of the Tansa Main and other Auxiliary Works	2,78,317 0 0			
43 Lakhs for Drainage, Water, Roads and Miscella- neous Works	5,092 8 0			
160 Lakhs for Improvement of water supply in Bombay (First issue)	3,90,993 1 0			
Do. do. (Second issue)	5,40,665 14 0			
25 Lakhs for construction of roads, miscellaneous works	6,851 14 0			
31.43 Lakhs Loan	30,521 0 0			
37 Lakhs Loan	3,395 0 0			
40 Lakhs Loan	7,337 4 0	20,45,981 6 0		
<i>Advances from Special Funds—</i>				
Rs. 8 Lakhs advance from Renewal of Road Surfaces Fund		78 14 0		
		41,89,638 3 10		
Interest accrued but not paid on 40 Lakhs Loan ..		2,644 0 0		
Commission to the Imperial Bank of India for payment of interest on the Water Works portion of the different Loans	9,478 15 8			
Miscellaneous Loan Charges including Commission paid to the Imperial Bank of India for drawing interest on Sinking Fund Investments	8,357 8 0	17,836 7 8		
			41,00,118 11 6	
Reduction of debt or investment of Sinking Fund of the following Water Works Loans—				
Vehar Debt		50,710 3 0		
Tansa Water Works Loan of Rs. 147 Lakhs		93,898 0 0		
Carried forward Rs.		1,44,608 3 0		
			41,00,118 11 6	

Appendix
Water Works
Net Revenue Account for

INCOME—contd,		Rs. a. p.
Brought forward Rs. ..		53,17,727 12 5
Deficit—Excess of Expenditure over Income		2,14,664 6 1
Total Rs. --		55,32,392 2 6

V. V. SHALIGRAM,
Ag. Chief Accountant.

No. 12—contd.

Account—contd.

the year ending 31st March 1933—contd.

EXPENDITURE—contd.	Rs a. p.	Rs. a. p.	Rs. a. p.
Brought forward Rs.	1,44,608 3 0	41,90,118 11 6	
12½ Lakhs Loan	23,140 0 0		
23½ Lakhs Loan for Drainage and other Works	2,836 0 0		
15½ Lakhs Loan for Sewerage, Wari Bunder, etc., Works.. .. .	2,637 0 0		
25 Lakhs Loan for Sewerage, etc., Works	2,759 0 0		
24½ Lakhs Loan	7,206 0 0		
13½ " "	15 0 0		
55 " "	8,870 0 0		
70 Lakhs Loan for Reduplication of the Tansa Main and other Auxiliary Works	78,045 0 0		
43 " " for Drainage, Water, Roads and Miscellaneous Works	2,676 0 0		
50 " " for Drainage, Water, etc., Works	8,915 0 0		
1½ Crores Loan for " " " " " "	2,16,239 0 0		
65 Lakhs Loan for Tansa Triplication Scheme	1,26,675 3 0		
2 Crores Loan for Major Development Works.. .. .	2,00,165 7 0		
160 Lakhs Loan for the improvement of the water-supply in Bombay...	2,85,280 0 0		
2½ Crores Loan for General Supervision, Water Works, etc., purposes..	3,060 0 0		
150 Lakhs Loan 1925-26	2,09,943 10 0		
25 Lakhs Loan 1927-28	2,654 0 0		
31-43 Lakhs Loan	12,659 0 0		
97 Lakhs Loan	1,329 0 0		
40 Lakhs Loan	2,561 0 0		
		13,42,273 7 0	55,32,392 2 6
		Total Rs. ...	55,32,392 2 6

H. K. KIRPALANI,

Municipal Commissioner.

Appendix
WATER WORKS
SCHEDULE OF LIABILITIES AND

LIABILITIES:	Rs.	a.	p.	Rs.	a.	p.	Rs.	a.	p.
I—DEBT PRINCIPAL									
Due to Government—									
Government of Bombay on account of Vehar Debt ...	15,53,917	4	9						
50 Lakhs Loan for Drainage, Water, &c., Works...	5,00,000	0	0						
1½ Crores do. do. do. ...	96,82,814	14	3						
2½ Crores Loan ...	1,29,706	0	0						
65 Lakhs Loan for Tansa Triplication Scheme ...	53,70,021	13	0						
2 Crores Loan for Major Development Works...	91,04,228	0	0						
150 Lakhs Loan (1925-26) ...	97,95,703	5	0						
				3,61,33,391	5	0			
Due to the Public—									
Water Works portion of the 7 Lakhs Sanitary Works Loan ...	304	0	0						
Water Works portion of the 12 Lakhs Drainage and Water Works Loan...	335	0	0						
Water Works portion of the Miscellaneous Works Loan of Rs. 10,08,500 ...	173	0	0						
Water Works portion of the 35 Lakhs Various Sanitary Works Loan ...	1,502	0	0						
Tansa Water Works Loan of 147 Lakhs ...	96,13,500	0	0						
Water Works portion of 13½ Lakhs Loan ...	728	6	6						
Water Works portion of the 23½ Lakhs Loan for Drainage and other Works ...	2,39,522	5	7						
Water Works portion of the 15½ Lakhs Loan for Sewerage, Wari Bunder, &c., Roads, Burial Ground and certain Water Works ...	1,81,772	5	4						
Water Works portion of the 25 Lakhs Loan for Sewerage, Roads and other Works ...	2,31,652	1	8						
Water Works portion of the 24½ Lakhs Loan for certain Sewerage and Water Works ...	6,06,035	2	9						
12½ Lakhs Loan for certain Water Works...	12,28,798	9	4						
Water Works portion of the 55 Lakhs Loan for Miscellaneous Works...	4,01,097	12	2						
70 Lakhs Loan for the Reduplication of the Tansa Main and other Auxiliary Works ...	69,90,737	0	5						
Water Works portion of 43 Lakhs Loan for Miscellaneous Works ...	1,27,313	3	6						
40 Lakhs Loan for the construction of Sanitary Buildings, acquisition of lands for Street Improvements and for executing Drainage and Water Works ...	750	0	0						
160 Lakhs Loan for the improvement of the water-supply in Bombay ...	1,60,00,000	0	0						
Water Works portion of the 25 Lakhs Loan (1927-28)...	1,37,038	6	11						
Water Works portion of 31-43 Lakhs Loan ..	6,53,500	0	0						
Water Works portion of 37 Lakhs Loan ...	64,145	0	0						
Water Works portion of 40 Lakhs Loan (1923-29) ..	1,32,206	0	0						
Advances from Special Funds—				3,66,11,110	6	2			
Advance from Renewal of Road Surfaces Fund ..				10,000	0	0			
II. (a)—SINKING FUNDS ON MUNICIPAL LOANS (invested as per contra) ...				1,35,09,527	0	0	7,27,57,501	11	2
III.—SPECIAL FUNDS—							1,35,09,527	0	0
Worn-out Water Mains Renewal Fund (invested as per contra) ...				1,67,732	10	8			
Net Premia Fund (invested as per contra) ...				9,78,299	0	0			
							11,46,031	10	8
IV.—CAPITAL ACCOUNT—									
General Reserve being Assets in excess of Liabilities ...							2,26,99,857	14	2
TOTAL Rs. ...							11,01,12,918	4	0

V. V. SHALIGRAM,
Ag. Chief Accountant.

No. 12A.
ACCOUNT.

ASSETS AT 31st MARCH 1933.

ASSETS.	Rs. a. p.	Rs. a. p.	Rs. a. p.
I. Properties—			
Water Works executed out of Loan, Surplus and Reserve Funds (<i>vide</i> Appendix No. 8)—			
Out of Loan and Reserve Funds—			
Ordinary Works	4,47,57,596 13 3		
Tansa Completion Works	4,99,48,795 5 9		
Works executed out of Worn-out Water Mains Renewal Fund	7,50,967 6 4		
		9,54,57,369 9 4	9,54,57,369 9 4
II. Investments—			
1. Imperial Bank of India Municipal Loans Sinking Fund Deposit Accounts—			
Sinking Funds		1,35,09,527 0 0	
2. Imperial Bank of India—Worn-out Water Mains Renewal Fund Deposit Account (<i>vide</i> Appendix No. 6)		1,67,732 10 8	
3. Imperial Bank of India—Net Premia on different Municipal Loans Deposit Account (<i>vide</i> note* to Appendix No. 6)		9,78,299 0 0	
			1,48,55,558 10 8
TOTAL Rs. ...			11,01,12,918 4 0

H. K. KIRPALANI,
Municipal Commissioner.

Appendix
Markets and Slaughter
Revenue Account for the year

INCOME.	Amount.	
	Rs.	a. p.
Income for the year— <i>Vide</i> details in Appendix No. 3	11,33,999	12 11
Total Rs. ..	11,33,999	12 11

Net Revenue Account for the year

	Rs.	a. p.
Surplus brought down ..	7,55,316	14 9
Total Rs. ...	7,55,316	14 9

V. V. SHALIGRAM,
Aa. Chief Accountant.

No. 13.

Houses Account.

ending 31st March 1933.

EXPENDITURE.		Rs. a. p.	Rs. a. p.
General Superintendence (2½ per cent. proportion of)	20,147 8 6	
Maintenance Charges of Markets and Slaughter Houses (<i>vide</i> Appendix No. 4)—			
	Rs. a. p.		
Amount shown under IX.—Mechanical, C—Transport 82,765 11 9		
" " " XIV.—Markets and Slaughter Houses 2,73,785 11 4	3,56,551 7 1	
New works (<i>vide</i> Appendix No. 4)	1,983 14 7	
			3,78,682 14 2
	Surplus carried down		7,55,316 14 9
	Total Rs.		11,33,999 12 11

ending 31st March 1933.

Interest on Loans.		Rs. a. p.	Rs. a. p.	Rs. a. p.
Due to Government—				
Rs. 50 Lakhs Loan	59,355 3 0		
" 1½ Crores "	9,886 9 0		
" 140 Lakhs "	1,13,042 11 0		
" 2 Crores "	47,596 14 0		
			2,23,881 5 0	
Due to Public—				
Rs. 25 Lakhs Loan 1927-28	11 12 0		
" 35 " "	4 8 0		
" 55 " "	3,107 9 0		
" 43 " "	2,320 0 0		
" 30 " "	8,000 0 0		
" 40 " " 1950-60	541 10 7		
" 37 " "	4,545 1 0		
			18,530 8 7	
Interest accrued but not paid on 40 Lakhs Loan		2,42,411 18 7
Commission to the Imperial Bank of India for the payment of interest on the portions of the different Loans		242 2 8	59 0 0
Miscellaneous Loan Charges including Commission paid to the Imperial Bank of India for drawing interest on Sinking Fund Investments		180 9 0	
				422 11 8
Reduction of debt or investment of Sinking Fund.				
Rs. 48 Lakhs Loan		1,219 0 0	
" 55 " "		1,718 0 0	
" 50 " "		12,469 0 0	
" 30 " "		3,874 0 0	
" 1½ Crores "		3,326 15 0	
" 140 Lakhs "		52,275 2 0	
" 25 " "		5 0 0	
" 40 " " 1950-60		57 0 0	
" 2 Crores "		18,181 15 0	
" 37 Lakhs "		1,840 0 0	
				91,966 0 0
	Balance—Income in excess of expenditure			3,37,859 9 3
	Total Rs.			4,17,457 5 6
				7,55,316 14 9

H. K. KIRPALANI,
Municipal Commissioner.

Appendix No. 14.
MUNICIPAL WORKSHOPS.

Income and Expenditure for the year 1932-33.

Expenditure.	1931-32.		1932-33.		Income.	1931-32.		1932-33.	
	Rs.	a. p.	Rs.	a. p.		Rs.	a. p.	Rs.	a. p.
Labour and Stores on Departmental Works ...	1,65,778	4 3		Amount chargeable to Departments on account of work done.	2,18,069	2 7	2,04,467	9 2
Labour and Stores on maintenance of shops	22,860	18 6	13,628	2 8	Sale of waste materials and un-serviceable stores.	1,352	6 6	2,767	7 11
Supervision and Office expenses ..	50,425	8 6	48,481	14 5	Deficit on year's working to be written off when sanction of the Corporation is accorded ...	19,663	1 2	5,533	11 0
	73,306	6 0							
	2,39,084	10 3				2,39,084	10 3	2,12,758	12 1

Appendix No. 14-A.
MUNICIPAL WORKSHOPS.

Balance Sheet as at 31st March 1933.

Liabilities.	1931-32.		1932-33.		Assets.		1931-32.		1932-33.		
	Rs.	a. p.	Rs.	a. p.	Rs.	a. p.	Rs.	a. p.	Rs.	a. p.	
At debit of Advance Account ...	34,600	7 0	33,438	5 7	Works in progress		5,796	12 7	19,295	12 1	
					Due from Departments	4,401	11 0	5 8 0	5 8 0	19,301	4 1
					Do. Private Parties	17	8 0	4,419	3 0		
					Stores issued in March but not included in the expenditure shown in I. and E. Account above ...	4,855	13 9	8,695	15 0		
					Credit for R. S. Memo. shown in excess by M.E.	200	0 0		
						5,055	13 9	8,695	15 0		
					Less—R. S. Memo.	288	15 0	129	13 0		
					Recovery on account of sale proceeds of un-serviceable Stores not shown on above account ...	45	8 6		
						334	7 6	129	13 0		
					Deficit for 1931-32 unadjusted at the close of 1932-33			4,721	6 3	8,566	2 0
					Deficit on year's working not adjusted at the close of the year	30	0 0
	34,600	7 0	33,438	5 7			19,663	1 2	5,533	11 0
							34,600	7 0	33,438	5 7

V. V. SHALIGRAM,
Ag. Chief Accountant.

H. K. KIRPALANI,
Municipal Commissioner.

Appendix No. 14-B.
Statement of Advance Accounts for 1932-33.

Dr.

Cr.

Opening Balance on 1st April 1932.	Debits during 1932-33.	Closing Balance on 31st March 1933.	Total.	Name of Account.	Opening Balance on 1st April 1932.	Credits during 1932-33.	Closing Balance on 31st March 1933.	Total.
Rs. a. p.	Rs. a. p.	Rs. a. p.	Rs. a. p.		Rs. a. p.	Rs. a. p.	Rs. a. p.	Rs. a. p.
55 8 0	55 8 0	<i>Departmental Works.</i>	55 8 0	55 8 0
2,117 5 0	2,117 5 0	Drainage Branch	2,117 5 0	2,117 5 0
1,123 9 9	17,065 5 3	18,188 15 0	Roads and Buildings	16,890 0 0	1,289 15 0	18,188 15 0
19,864 13 4	3,33,464 12 0	3,53,329 9 4	Water Works	3,44,567 12 6	8,761 12 10	3,53,329 9 4
23,161 4 1	3,50,630 1 3	3,73,691 5 4	Roads, Buildings and Drainage	3,63,639 9 0	10,051 11 10	3,73,691 5 4
				Total			
				<i>Private Works.</i>				
3,265 0 0	489 12 0	3,754 12 0	Drainage Branch	3,754 12 0	3,754 12 0
2,624 3 7	264 3 4	2,888 6 11	Roads and Buildings	1,984 11 7	903 11 4	2,888 6 11
562 14 1	3 11 0	566 9 1	Levelling, Metalling, etc., Private Streets.	36 0 0	530 9 1	566 9 1
2,935 13 11	18,242 13 9	21,178 11 8	Water Works	19,443 13 2	1,734 14 6	21,178 11 8
6,635 10 10	98,074 14 2	1,04,710 9 0	Roads, Buildings and Drainage	85,783 10 10	18,926 14 2	1,04,710 9 0
				<i>Government of Bombay.</i>				
608 3 7	5,529 3 0	6,137 6 7	Working of the Lethal Chamber for the destruction of stray dogs.	5,606 4 4	531 2 3	6,137 6 7
743 0 8	1,619 13 0	2,362 13 8	Health Department	1,442 5 8	920 8 0	2,362 13 8
10,095 13 7	20,845 3 9	30,941 1 4	Bombay Port Trust	21,555 13 0	9,385 4 4	30,941 1 4
27,470 12 3	1,45,069 10 0	1,72,540 6 3	Total	1,39,607 6 7	32,932 15 8	1,72,540 6 3
50,632 0 4	4,95,599 11 3	5,46,231 11 7	Carried forward	5,03,247 0 1	42,984 11 6	5,46,231 11 7

Appendix No. 14-B—continued.

Statement of Advance Accounts for 1932-33.

Dr.									Cr.
Opening Balance on 1st April 1932.	Debits during 1932-33.	Closing Balance on 31st March 1933.	Total.	Name of Account.	Opening Balance on 1st April 1932.	Credits during 1932-33.	Closing Balance on 31st March 1933.	Total.	
Rs. a. p.	Rs. a. p.	Rs. a. p.	Rs. a. p.		Rs. a. p.	Rs. a. p.	Rs. a. p.	Rs. a. p.	
50,632 0 4	4,95,599 11 3	5,46,231 11 7	Brought over	5,03,247 0 1	42,984 11 6	5,46,231 11 7	
				<i>Asphalt Plant, Crushers, etc.</i>					
.....	1,78,840 4 9	(a) 3,703 9 10	1,82,543 14 7	Asphalt Plant	28,975 11 2	1,53,568 3 5	1,82,543 14 7	
1,596 15 0	51,324 13 0	52,921 12 0	Sewri Crushers	44,061 10 3	(b) 8,860 1 9	52,921 12 0	
146 4 0	64,966 10 0	65,112 14 0	Mechanical Transport	64,812 9 0	(c) 300 5 0	65,112 14 0	
31,201 3 0	57,487 0 6	88,688 3 6	Love Grove Crushers	48,238 4 4	(d) 40,449 15 2	88,688 3 6	
32,944 6 0	3,52,618 12 3	3,703 9 10	3,89,266 12 1	Total ..	28,975 11 2	3,10,680 11 0	49,610 5 11	3,89,266 12 1	
83,576 6 4	8,48,218 7 6	3,703 9 10	9,35,498 7 8	Carried forward ..	28,975 11 2	8,13,927 11 1	92,595 1 5	9,35,498 7 8	

	Rs. a. p.	Rs. a. p.
(a) Stock on hand	12,310 11 0	
Outstanding bills	512 9 0	
	<hr/>	12,823 4 0
Less—Profit for 1932-33 to be adjusted in 1933-1934		16,526 13 10
		<hr/>
		Rs. 3,703 9 10

(b) Stock on hand	67 0 0	
(c) Outstanding bills	233 5 0	
Stores Abstracts for March 1933	<hr/>	300 5 0

(d) Stock on hand	48,863 0 1	
Less—Amount due on a/c of Royalty up to end of 1930-31	10,925 0 0	
	<hr/>	Rs. 37,938 0 1
Add—Loss for 1932-33	2,511 15 1	
	<hr/>	Total Rs. 40,449 15 2

Appendix No. 14-B—continued.

Statement of Advance Accounts for 1932-33.

Dr.				Cr.				
Opening Balance on 1st April 1932.	Debits during 1932-33.	Closing Balance on 31st March 1933.	Total.	Name of Account.	Opening Balance on 1st April 1932.	Credits during 1932-33.	Closing Balance on 31st March 1933.	Total.
Rs. a. p.	Rs. a. p.	Rs. a. p.	Rs. a. p.		Rs. a. p.	Rs. a. p.	Rs. a. p.	Rs. a. p.
83,576 6 4	8,48,218 7 6	3,708 9 10	9,35,498 7 8	Brought over ..	28,975 11 2	8,13,927 11 1	92,595 1 5	9,35,498 7 8
				<i>Municipal Officers.</i>				
.....	2,29,406 7 8	2,29,406 7 8	Dishonoured cheques	2,29,406 7 8	2,29,406 7 8
12,410 9 6	90 0 0	12,500 9 6	Standing advance for Contingent Expenses.	75 0 0	12,425 9 6	12,500 9 6
9,815 0 0	2,457 8 0	12,272 8 0	Motor Cars and motor cycles to officers.	6,189 8 0	6,083 0 0	12,272 8 0
80 0 0	320 0 0	400 0 0	Cycles advances to subordinates	275 0 0	125 0 0	400 0 0
22,305 9 6	2,32,273 15 8	2,54,579 9 2	Total	2,35,945 15 8	18,633 9 6	2,54,579 9 2
				<i>Special Funds.</i>				
.....	3,175 9 0	3,175 9 0	Charges met out of Municipal Fire and Accident Insurance Fund.	3,175 9 0	3,175 9 0
.....	16,407 15 6	16,407 15 6	Charges met out of Fines Fund.	16,407 15 6	16,407 15 6
.....	2,141 14 3	2,141 14 3	Charges met out of Gardens Fund	2,141 14 3	2,141 14 3
.....	23,386 6 0	23,386 6 0	Charges met out of P. and M. Depreciation Fund.	23,386 6 0	23,386 6 0
8,50,000 0 0	1,50,000 0 0	10,00,000 0 0	Advance from P. and M. Depreciation Fund for capital works.	25,706 0 0	9,74,294 0 0	10,00,000 0 0
.....	8,00,000 0 0	8,00,000 0 0	Advance from Renewal of Road Surfaces fund.	8,00,000 0 0	8,00,000 0 0
1,33,118 13 3	51,471 9 3	1,84,590 6 6	Charges met out of Advance from P. and M. Depreciation Fund for Levelling, metalling, etc., Private Streets.	65,700 7 8	1,18,889 14 10	1,84,590 6 6
9,83,118 13 3	10,46,583 6 0	20,29,702 8 3	Total	1,36,518 4 5	18,93,183 14 10	20,29,702 8 3
10,89,000 13 1	21,27,075 13 2	3,708 9 10	32,19,780 4 1	Carried over ..	28,975 11 2	11,86,391 15 2	20,04,412 9 9	32,19,780 4 1

Appendix No. 14-B—concluded.

Statement of Advance Accounts for 1932-33.

Dr.

Cr.

Opening Balance on 1st April 1932.	Debits during 1932-33.	Closing Balance on 31st March 1933.	Total.	Name of Account.	Opening Balance on 1st April 1932.	Credits during 1932-33.	Closing Balance on 31st March 1933.	Total.
Rs. a. p.	Rs. a. p.	Rs. a. p.	Rs. a. p.		Rs. a. p.	Rs. a. p.	Rs. a. p.	Rs. a. p.
10,89,000 13 1	21,27,075 13 2	3,703 9 10	32,19,780 4 1	Brought over ..	28,975 11 2	11,86,391 15 2	20,04,412 9 9	32,19,780 4 1
5,12,230 5 10	2,62,805 10 8	7,74,836 0 6	Miscellaneous Advances	5,14,221 14 3	2,60,614 2 3	7,74,836 0 6
6 10 2	495 8 1	502 2 3	Building Certificate forms	466 8 0	35 10 3	502 2 3
4 4 9	612 11 10	617 0 7	Building Repair certificate forms...	590 8 0	26 8 7	617 0 7
3,000 0 0	3,000 0 0	Chief Auditor and Accountant, B.B. & C. I. Railway.	3,000 0 0	3,000 0 0
5,000 0 0	5,000 0 0	Do. do. G. I. P. Railway..	5,000 0 0	5,000 0 0
5,20,241 4 9	2,63,713 14 7	7,83,955 3 4	Total	5,15,278 14 3	2,68,676 5 1	7,83,955 3 4
....	17,420 4 0	17,420 4 0	Municipal Contractors	17,219 13 9	200 6 3	17,420 4 0
1 10 3	900 4 0	901 14 3	„ Tenderers	901 14 3	901 14 3
33,161 0 7	92,192 15 6	1,25,354 0 1	Purchase of Coal	1,10,794 6 5	14,559 9 8	1,25,354 0 1
3,099 6 0	1,56,870 10 0	1,59,970 0 0	„ of Petrol	1,54,833 9 0	5,136 7 0	1,59,970 0 0
34,600 7 0	2,32,003 3 5	2,66,608 10 5	Municipal Workshops	2,33,165 4 10	33,438 5 7	2,66,603 10 5
16,80,104 9 8	28,90,177 0 8	3,703 9 10	45,73,985 4 2	Grand Total ..	28,975 11 2	22,18,585 13 8	23,26,423 11 4	45,73,985 4 2

V. V. SHALIGRAM,
Ag. Chief Accountant,

H. K. KIRPALANI,
Municipal Commissioner,

Appendix No. 14-C

Statement of Deposit Accounts for 1932-33.

Dr.

Cr.

Debits during 1932-33.	Closing Balance on 31st March 1933.	Total.	Name of Account.	Opening Balance on 1st April 1932.	Credits during 1932-33.	Total.
Rs. a. p.	Rs. a. p.	Rs. a. p.		Rs. a. p.	Rs. a. p.	Rs. a. p.
59,648 0 0	94,878 5 10	1,54,526 5 10	(a) Cash deposits from contractors	80,136 0 0	74,390 5 10	1,54,526 5 10
2,000 0 0	2,000 0 0	(a') Cash Deposits from candidates for Election and By-election.	2,000 0 0	2,000 0 0
4,36,159 8 4	1,13,737 4 8	5,49,896 8 0	(aa) Cash Deposits from Tenderers	1,02,700 0 0	4,47,196 8 0	5,49,896 8 0
			(b) Cash Deposits from private parties received through Departmental Officers.—			
1,86,493 0 11	2,24,997 5 3	4,11,490 6 2	1. City Engineer	1,65,290 9 6	2,46,259 12 8	4,11,490 6 2
40,360 8 10	28,719 13 4	69,070 6 2	2. Hydraulic Engineer	23,311 8 8	45,758 13 0	69,070 6 2
13,09,237 11 6	3,98,298 5 3	17,07,536 0 9	3. Assessor and Collector	1,71,605 0 5	15,35,931 0 4	17,07,536 0 9
2,122 9 0	1,709 3 7	3,831 12 7	4. Executive Health Officer	2,159 5 7	1,672 7 0	3,831 12 7
49,001 15 10	8,207 13 10	57,209 13 8	5. Other Officers.. .. .	10,416 10 5	46,793 3 3	57,209 13 8
15,87,215 14 1	6,61,922 9 3	22,49,138 7 4	Total ..	3,72,723 2 7	18,76,415 4 9	22,49,138 7 4
48,40,508 4 1	4,85,022 10 2	53,25,530 14 3	(c) Other Cash Deposits	3,62,131 8 11	49,63,399 5 4	53,25,530 14 3
1,17,087 7 0	6 10 0	1,17,094 1 0	(d) Income-tax on behalf of Government through Chief Accountant on Municipal Establishment.	117 4 0	1,16,976 13 0	1,17,094 1 0
2,34,100 0 0	61,800 0 0	2,95,900 0 0	(e) Paper Deposits from Tenderers (kept in office) ..	59,600 0 0	2,36,300 0 0	2,95,900 0 0
....	(e') Do. do. candidates for election
72,76,718 12 6	14,17,367 7 11	86,94,086 4 5	Carried forward ..	9,77,407 15 6	77,16,678 4 11	86,94,086 4 5

Appendix No. 14-C—concluded.

Statement of Deposit Accounts for 1932-33.

Dr.

Cr.

Debits during 1932-33.	Closing Balance on 31st March 1933.	Total.	Name of Account.	Opening Balance on 1st April 1932.	Credits during 1932-33.	Total.
Rs. a. p.	Rs. a. p.	Rs. a. p.		Rs. a. p.	Rs. a. p.	Rs. a. p.
72,76,718 12 6	14,17,367 7 11	86,94,086 4 5	Brought forward ..	9,77,407 15 6	77,16,678 4 11	86,94,086 4 5
2,83,500 0 0	4,33,800 0 0	7,17,300 0 0	(f) Paper Deposits from Municipal employees and contractors lodged with the Imperial Bank of India.	4,52,700 0 0	2,64,600 0 0	7,17,300 0 0
12,682 0 8	72 13 0	12,754 13 8	(g) Court Attachments	1,254 2 3	11,500 11 5	12,754 13 8
138 1 0	24 14 0	162 15 0	(h) Stores Department Supervision Charges	162 15 0	162 15 0
527 3 0	214 0 0	741 3 0	(i) Profit on Sale of Stores	6 11 0	734 8 0	741 3 0
7,892 13 0	226 14 0	8,119 11 0	(j) Interest realised on Government, etc., Paper lodged by Municipal employees, contractors, etc.	13 9 0	8,106 2 0	8,119 11 0
31,700 8 0	5,976 12 0	37,677 4 0	(k) (Government of Bombay) Land conveyance Licenses, through Chief Accountant on Account of License fees, Badges, etc.	4,302 0 0	33,375 4 0	37,677 4 0
1,100 0 0	1,100 0 0	(l) Contractors securities held under objection ..	500 0 0	600 0 0	1,100 0 0
21,32,300 0 0	41,300 0 0	21,73,600 0 0	(m) Paper Deposits kept in Office	26,900 0 0	21,46,700 0 0	21,73,600 0 0
97,46,559 6 2	18,98,982 12 11	1,16,45,542 3 1	Total ..	14,63,084 5 9	1,01,82,457 13 4	1,16,45,542 3 1

V. V. SHALIGRAM,
Ag. Chief Accountant.

H. K. KIRPALANI,
Municipal Commissioner.

Dr.

Appendix No. 14-D.
Statement of Reserve Stock for 1932-33.

Cr.

Opening balance on 1st April 1932.	Debits during 1932-33.	Total.	Name of Account.	Credits during 1932-33.	Closing balance on 31st March 1933.	Total.
Rs. a. p.	Rs. a. p.	Rs. a. p.		Rs. a. p.	Rs. a. p.	Rs. a. p.
2,93,532 13 6	4,01,611 2 10	6,95,144 0 4	General Stores Department	4,22,560 11 4	2,72,583 5 0	6,95,144 0 4
2,98,181 1 3	1,38,762 14 0	4,36,943 15 3	Capital Stores	1,89,143 7 0	2,47,800 8 3	4,36,943 15 3
89,739 5 7	50,923 0 4	1,40,662 5 11	Line Suspense Account	53,196 12 6	87,465 9 5	1,40,662 5 11
2,822 1 6	1,942 15 8	4,765 1 2	Water Works	2,449 14 3	2,315 2 11	4,765 1 2
27,942 1 0	27,942 1 0	City Engineer's Department (Purchase of Stores for D. E. Works).	3,083 5 1	24,858 11 11	27,942 1 0
....	47,018 14 4	47,018 14 4	Line Suspense Account—Surplus and Obsolete Stores.	3,506 0 0	43,512 14 4	47,018 14 4
7,12,217 6 10	6,40,258 15 2	13,52,476 6 0	Total ..	6,73,940 2 3	6,78,538 3 10	13,52,476 6 0

V. V. SHALIGRAM
Ag. Chief Accountant.

H. K. KIRPALANI,
Municipal Commissioner.

APPENDIX No. 14 E.

Statement showing 'Interest accrued but not paid' in respect of the following Municipal Loans credited to suspense account pending adjustment in their respective years of repayment outstanding on 31st March 1933.

Year of adjustment.	Particulars of Loans.	Amount of Interest accrued but not paid outstanding.		Date of Maturity of the Loan.
		Rs.	a. p.	
1922-23	Rs. 147 Lakhs Loan Portion Rs. 52,01,500 ..	1,32,287	8 0	1-1-1933
1923-24	" 12½ " "	8,500	0 0	1-8-1934
"	" 23½ " "	23,250	0 0	1-7-1935
"	" 15½ " "	14,500	0 0	1-7-1936
"	" 13½ " "	22,600	0 0	1-5-1938
"	" 25 " "	41,666	10 8	1-11-1939
"	" 19½ " "	25,666	10 8	1-6-1940
"	" 55 " "	73,333	5 4	1-6-1942
1922-23	" 147 " " Portion Rs. 22,08,500 ..	55,212	8 0	1-1-1943
1923-24	" 24½ " "	33,000	0 0	1-8-1943
"	" 43 " "	71,666	10 8	1-5-1945
1922-23	" 147 " " Portion Rs. 17,00,000 ..	42,500	0 0	1-1-1946
1923-24	" 2nd 24½ " "	16,500	0 0	1-8-1946
1922-23	" 147 " " Portion Rs. 10,00,000 ..	25,000	0 0	1-1-1948
1923-24	" 15 " "	25,000	0 0	1-5-1949
"	" 30 " " (Overbridges)	50,000	0 0	1-5-1949
"	" 50 " "	1,48,112	1 4	1-11-1950
1925-26	" 30 " " (Mis. Works)	30,000	0 0	or after 1-11-1935 1-1-1951
1923-24	" 75 " " Out of 1½ Crores Loan ..	2,22,168	2 0	1-11-1951
1922-23	" 147 " " Loan—Portion Rs. 43,00,000 ..	1,07,500	0 0	or after 1-11-1936 1-1-1953
1923-24	" 70 " " Loan—Portion Rs. 49,40,000 ..	65,866	10 8	1-6-1954
1924-25	" 160 " "	3,20,000	0 0	1-12-1954
1923-24	" 20 " "	33,333	5 4	1-5-1955
1927-28	" 25 " "	31,250	0 0	1-1-1958
1929-30	" 37 " "	21,846	0 0	1-8-1959
"	" 31-43 " "	21,784	0 0	1-8-1959
"	" 28 " "	7,046	0 0	or after 1-8-1949 1-8-1959
1923-24	" 70 " " Portion Rs. 20,60,000 ..	27,466	10 8	or after 1-8-1954 1-6-1974
1925-26	" 10 " "	12,500	0 0	1-7-1980
1932-33	" 40 " "	80,000	0 0	1-9-1960
				or after 1-9-1950
		17,89,456	3 4	
	Less—Amount of interest accrued but not paid on 147 Lakhs Loan adjusted during 1932-33 ..	1,32,287	8 0	
	Total Rs. ..	16,57,168	11 4	

V. V. SHALIGRAM,
Ag. Chief Accountant.

H. K. KIRPALANI,
Municipal Commissioner.

Statement showing the amounts of the Receipts and Expenditure respectively credited at the credit of the Fund at the close of the

	Details.	Total.
	Rs. a. p.	Rs. a. p.
Receipts—A. Revenue Account.		
Balance on 1st April 1932	13,59,580 11 3
General Tax, Indirect Taxation and Mis. Revenue.	A. General Tax 1,20,42,746 7 9 B. Town Duties 11,27,188 4 1 C. Cotton Import Duty 8,28,855 10 7 D. Licenses—Land Conveyance, Music, etc., Licenses 3,717 13 0 E. Liquor Licenses 1,43,750 0 0 F. Tobacco Duty 3,50,771 4 1 G. Interest and Profit on Investments of Surplus Loan and other balances 2,80,125 14 10 H. Miscellaneous 2,06,420 3 7	1,49,83,575 9 11
2. Water Works—Water Tax and other Mis. Water Works Revenue	64,06,185 1 0
3. Education—Primary	6,18,501 0 0
4. Education—Secondary	39 8 0
5. Public Health Department	94,379 2 6
6. Medical Relief and Education	1,42,093 15 9
7. Street Cleansing and Conservancy, Road Watering and Halalkhore Service—		
A. Halalkhore Tax	90,78,239 1 8	
B. Miscellaneous	1,21,105 13 5	
		31,99,344 15 1
8. Roads, Drains and Sewers—		
A. Wheel Tax and Government Contribution in lieu of Tolls	10,70,339 13 0	
B. Ground Rent	1,10,934 13 7	
C. Miscellaneous	90,631 3 7	
D. Interest realized on Donations	2,449 5 1	
		12,74,355 3 3
9. Mechanical	19,491 13 8
10. Buildings, Land Acquisition and Management—		
A. Sale Proceeds of Surplus Land	7,37,849 8 1	
B. Rent of Buildings	2,65,151 2 10	
C. Ground Rent	63,505 7 5	
D. Miscellaneous	1,11,882 13 3	
		11,78,388 15 7
11. Fire Brigade—		
A. Fire Tax	5,48,756 14 7	
B. Miscellaneous	9,036 11 0	
		5,57,793 9 7
12. Licensing and Removal of Encroachments on Public Streets—		
A. Licenses for Dangerous and Offensive Trades	1,67,667 9 0	
B. Removal of Encroachments on Public Streets	93,193 1 0	
C. Miscellaneous	47,218 10 11	
		3,08,079 4 11
13. Gardens and Open Spaces	50,759 9 10
14. Markets and Slaughter Houses	11,33,999 12 11
15. Contribution from Capital Funds to Revenue on account of Loan Works Staff	35,893 6 8
A. Revenue Account Total Rupees	3,00,02,381 0 8

and debited to the Municipal Fund during the year 1932-33 and the balance year 1932-33 (i.e., 31st March 1933).

				Details.		Total.		REMARKS.
Expenditure A.—Revenue Account—				Rs.	a. p.	Rs.	a. p.	
I. General Supervision of Revenue, etc.	A. General Superintendence			3,85,083	2 10			
	B. Collection of Revenue			4,66,481	14 1			
	C. Upkeep of Municipal Head Office			25,825	11 4			
	D. General Stores			63,292	2 11			
	E. Miscellaneous Charges			1,84,032	11 3			
	F. Election Expenses			25,811	6 1			
	New Works			1,970	15 0			
I-A. Debt (General)				36,271	9 6			
II. Water Works				10,83,448	2 4	11,87,769	9 0	
Do. New Works				6,019	2 3			
Do. Debt Charges				55,32,393	2 6			
III. Education—Primary				31,92,894	13 2	66,20,849	7 1	
Debt Charges... ..				1,49,214	11 2			
IV. Education—Secondary						93,42,109	8 4	
V. Public Health Department.						52,686	12 9	
A. General Supervision				4,90,220	5 4			
B. Epidemics				14,982	13 8			
C. Vaccination				74,210	12 8			
D. Malaria				1,77,931	9 10			
E. Miscellaneous				89,279	1 1			
F. Census				64	12 0			
New Works				1,265	6 10			
Debt Charges				83,564	0 2			
VI. Medical Relief and Education.						9,31,389	5 7	
A. Hospitals and Dispensaries—								
(a) Infectious Diseases Hospitals... ..				1,67,607	1 5			
(b) Maternity Homes				84,413	10 2			
(c) Dispensaries for Outpatients... ..				66,532	1 11			
B. Medical and Nursing Assistance, to poor people in their homes				14,503	10 3			
C. Statutory Contribution to Government Medical Institutions				4,14,500	0 0			
D. Grants-in-aid to Public Medical Institutions, &c.				1,34,780	7 2			
E. Anti-Tuberculosis League Dispensary				50,212	15 1			
F. Dispensary for Combating Venereal Diseases				27,908	1 4			
G. King Edward Memorial Hospital... ..				5,23,456	4 4			
H. Gordhandas Sunderdas Medical College				2,18,261	5 6			
New Works				10,731	7 2			
Debt Charges				4,28,775	4 5			
VII. Street Cleansing and Conservancy, Road Watering and Halalkhore Service.						21,41,792	4 9	
A. Street Cleansing and Conservancy				18,92,409	14 10			
B. Transport of Refuse, &c., to Deonar				1,61,426	10 5			
C. Road Watering				41,377	8 0			
D. Halalkhore Service				4,08,303	3 10			
New Works				43,341	3 4			
Debt Charges				4,47,029	13 4			
VIII. Roads, Drains and Sewers.						29,93,888	5 9	
A. General				1,71,125	7 7			
B. Maintenance of Roads				10,75,288	7 11			
C. Public Lighting				10,45,249	10 5			
D. Cleansing of Drains and Sewers and Street connections				3,23,149	15 2			
New Works				57,693	0 8			
Debt Charges				33,43,240	6 4			
IX. Mechanical.						60,15,747	0 1	
A. Pumping and Compressor Stations and Flood Gates				4,89,712	11 6			
B. Supervision of Factories, Workshops and work places				9,982	7 10			
C. Transport				4,35,179	12 7			
D. Refrigerator				19,235	9 11			
E. Refuse Manipulator at Carnac Road				90	1 0			
New Works				34,909	4 1			
Debt Charges				1,59,298	9 0			
X. Buildings, Land Acquisition and Management.						11,48,408	7 11	
A. City Engineer's Central Office Establishment				1,23,256	11 5			
B. Inspection and Supervision of Private Buildings... ..				1,93,183	11 5			
C. Architectural				91,799	4 0			
D. Land Acquisition and Management				1,17,244	1 6			
New Works				2,148	3 0			
Debt Charges				25,48,854	8 8			
XI. Fire Brigade				8,02,499	1 6	30,76,486	8 0	
Do. New Works								
Do. Debt Charges				40,531	13 2			
XII. Licensing and removal of Encroachments on Public Streets				1,08,040	1 4	3,43,030	14 8	
New Works								
XIII. Gardens and Open Spaces				1,56,134	9 10	1,08,040	1 4	
Do. New Works				1,749	12 3			
Do. Debt Charges				2,46,193	13 4			
XIV. Markets and Slaughter Houses				2,93,933	3 10	4,04,078	3 5	
Do. New Works				1,983	14 7			
Do. Debt Charges				3,37,859	9 3			
XV. Contribution to the City Improvement Trust						6,38,776	11 8	
XVI. Provident Fund, Pensions, Gratuities and Com- passionate Allowances						23,52,241	15 11	
Total Rupees... ..						8,16,811	15 10	
						3,21,69,117	4 1	

Appendix

	Details.			Total.		
	Rs.	a.	p.	Rs.	a.	p.
RECEIPTS.—B—CAPITAL ACCOUNT—						
Loan Funds—						
Debt—Principal—						
New Loan (1932-33).						
Advance from Plant and Machinery Depreciation Fund ...	1,50,000	0	0			
Advance from Renewal of Road Surplus Fund	8,00,000	0	0			
Total			9,50,000	0	0
Trust Fund—						
Interest, etc., on investments				15,493	8	1
Advances —						
Capital Stores Account	8,24,293	8	0			
Advance pending raising of a Loan for Subvention to House-owners	2,50,000	0	0			
Advance from Surplus Cash Balance for Capital Works ...	5,00,000	0	0			
Total Advances			10,74,293	8	0
Worn out Water Main Renewal Fund—						
Interest on Investments	24,348	2	2			
Conversion of 5 per cent. Loan 1929-47 into 4 per cent. 1960-70	1,76,120	0	0			
Total Worn-out Water-mains Renewal Fund			2,00,468	2	2
Total B—Capital Account Rs.			22,40,255	2	3

15—continued.

	Details.	Total.	REMARKS.
EXPENDITURE B.—CAPITAL ACCOUNT—			
	Rs. a. p.	Rs. a. p.	
Loan Funds—			
I. General Supervision, Collection of Revenue, etc.		
II. Water Works, ordinary	8,982 9 6		
Do. Tausa Triplication	1,11,979 0 0		
III. Education—Primary	24,574 15 4		
V. Public Health Department		
VI. Medical Relief and Education...		
VII. Street Cleansing, Conservancy, Road Watering and Halalkhore Service ...	4,96,418 7 2		
VIII. Roads, Drains and Sewer... ..	7,23,266 6 1		
IX. Mechanical	1,38,053 6 5		
X. Buildings, Land Acquisition and Management	37,913 6 9		
XI. Fire Brigade		
XIII. Gardens and Open Spaces	2,417 3 3		
XIV. Markets and Slaughter Houses ...	43,609 15 8		
Discount and other charges on Loans		
Total ...		13,58,422 15 8	
Trust Fund—			
III. Education Primary	24,274 5 6		
VI. Medical Relief and Education ...	39,147 14 10		
Total ...		63,422 4 4	
Advances—			
Capital Stores	2,78,575 10 0		
Advance pending raising of a Loan for Subvention to House-owners	2,50,000 0 0		
Advance from Surplus Cash Balance for Capital works	5,00,000 0 0		
Temporary advance from Surplus Cash Balance pending raising of a Loan for Subvention to House-owners		
Total ...		10,28,575 10 0	
Worn-out Water Mains Renewal Fund—			
Expenditure on Works	59,140 2 7		
Balance		
Loss on Transfer of securities	30,862 0 0		
Conversion of 5 per cent. Loan 1929-47 into 4 per cent. Loan 1960-70 ...	1,80,890 0 0		
Total ...		2,71,182 2 7	
Total B—Capital Account		27,21,603 0 7	

Appendix

	Details.			Total.		
	Rs.	a.	p.	Rs.	a.	p.
Receipts C.—Suspense Account.						
Imperial Bank of India and other Local Banks on account of Sundry Deposits	6,33,40,805	4	4			
Loan Redemption Fund	72,80,719	0	0			
Sinking and Special Funds Accounts	1,30,62,081	4	7			
Interest Accrued but not paid... ..	80,900	0	0			
Provident Fund	15,02,831	10	0			
Fines Fund	27,199	2	2			
Gardens Fund	5,713	13	9			
Workshops Recoveries	2,33,165	4	10			
Reserve Stores Account	4,96,868	2	2			
Purchase Stores Account	3,89,687	1	10			
Do. of Petrol	1,64,833	9	0			
Do. of Coal	1,10,794	6	5			
Departmental Works	3,63,639	9	6			
Private Works	1,39,607	6	7			
Sinking Funds	1,15,22,613	0	1			
Special Funds	85,28,297	14	8			
Surplus Funds	79,92,101	12	1			
Loan Funds	5,19,786	11	4			
Deposit Account	1,01,82,457	13	4			
Love Grove Crushers... ..	48,238	4	4			
Sewri Crushers	44,061	10	3			
Tar Macadam Plant at Nowroji Hill					
Mechanical Transport	64,812	9	0			
Asphalt Plant	1,53,568	3	5			
Municipal Contractors	17,219	18	9			
" Tenderers	901	14	3			
Sundries—Miscellaneous Advances	5,15,278	14	3			
Officers —						
(a) Dishonoured Cheques	2,29,406	7	8			
(b) Standing Advances for Contingent Expenses	75	0	0			
(c) Motor Cars and Motor Cycles to Officers	6,189	8	0			
(d) Cycle Advances to Subordinates	275	0	0			
Advances—Special Funds	1,36,958	7	4			
Interest warrants payable account	49,64,227	6	1			
Cash Bills outstanding Account... ..	4,05,786	3	1			
Cheques payable	8,08,33,749	0	6			
Bank Treasury Account	9,337	13	0			
Interest Receivable Account	62,910	15	0			
Total, C.—Suspense Accounts Rs.				21,34,26,200	0	7

SUMMARY.

Receipts.		Disbursements.	
Rs.	a. p.	Rs.	a. p.
13,59,580	11 8	
3,00,02,381	0 8	A.—Revenue Account	3,21,69,117 4 1
22,40,255	2 3	B.—Capital Account	27,21,603 0 7
21,34,26,200	0 7	C.—Suspense Account	21,13,25,208 10 8
24,56,68,836	3 6	Total ...	24,62,15,928 15 4
		*Balance on 31st March 1933	8,12,487 15 5
Total ...24,70,28,416	14 9	Total ...	24,70,28,416 14 9

V. V. SHALIGRAM,
Ag. Chief Accountant.

No. 15—concluded.

	Details.	Total.	REMARKS.
	Rs. a. p.	Rs. a. p.	
Expenditure C.—Suspense Account.			
Imperial Bank of India and other Local Banks on account of Sundry Deposits.	6,28,36,836 12 6	
Sinking and Special Funds Accounts	1,33,13,781 12 7	
Interest accrued but not paid	1,32,287 8 0	
Provident Fund	15,02,831 10 0	
Fines Fund	27,199 2 2	
Gardens Fund	5,713 13 9	
Workshops	2,32,003 3 5	
Reserve Stores Account	5,39,741 5 7	
Purchase Stores Account	3,65,993 12 11	
Purchase of Petrol	1,56,870 10 0	
Purchase of Coal	92,192 15 6	
Departmental Works	3,50,530 1 3	
Private Works	1,45,069 10 0	
Sinking Funds	85,72,091 14 1	
Special Funds	97,10,089 6 8	
Surplus Funds	76,79,019 15 9	
Loan Funds	3,67,150 6 6	
Debt—Principal—Repayment of Loans	72,80,719 0 0	
Plant and Machinery	68,142 13 1	
Deposit Account	97,46,559 6 2	
Love Grove Crushers	57,487 0 6	
Sewri Crushers	51,324 13 0	
Tar Macadam Plant at Nowroji Hill	
Mechanical Transport	64,966 10 0	
Asphalt Plant	1,78,840 4 9	
Municipal Contractors	17,420 4 0	
Tenderers	900 4 0	
Sundries—Miscellaneous Advances	2,63,713 14 7	
Officers—			
(a) Dishonoured Cheques	2,29,406 7 8	
(b) Standing Advances for Contingent Expenses	90 0 0	
(c) Motor Cars and Motor Cycles to Officers	2,457 8 0	
(d) Cycle Advances to Subordinates	320 0 0	
Advances—Special Funds	10,47,033 8 11	
Interest warrants payable account	49,58,816 5 10	
Cash Bills Outstanding Account	4,04,428 2 9	
Cheques payable	8,09,11,817 0 5	
Bank Treasury Account	9,337 13 0	
Interest Receivable account	2,133 5 4	
Total C.—Suspense Account Rs.	21,13,25,208 10 8	

Bank's reconciliation:—

	Rs. a. p.
*Balance as per Bank's Pass Book	7,18,553 8 0
Add—	12,934 2 0
Revenue sent to the Bank on 31st March 1933 but acknowledged on 1st April 1933	7,31,487 10 0
Less—	56,491 5 11
Uncashed Cheques	6,74,996 4 1
Balance in Bank as per Day Book (Column No. 10)
" " Office in Government Promissory Notes, etc.	Rs. 1,29,100 0 0
Balance in Office in Cash	8,391 11 4
	Rs. 8,12,487 15 5

H. K. KIRPALANI,
Municipal Commissioner

Appendix No. 16.

Comparison of Face, Purchase and Market Values at 31st March 1933 of the different Securities held in the following Special Funds.

Name of Fund.	Particulars of Securities.	Face value.	Purchase rate.	Actual cost at Purchase rate.	Estimated Market rates.	Value at Market rates.
Municipal Fire and Accident Insurance Fund.	3½ per cent. Government Paper...	Rs. 9,100	60 per cent.	Rs. 5,460 0 0	87½ %	Rs. 8,424 0 0
	Do. do. ...	500	64½ "	324 11 0		
	4 per cent. City Improvement Trust Debentures ...	42,200	Par.	42,200 0 0	91 %	75,439 0 0
	Do. do. ...	10,000	89 per cent.	8,900 0 0		
	Do. do. ...	7,200	88 "	6,336 0 0		
	Do. do. ...	23,500	84½ "	19,857 8 0		
	4½ per cent. Bonds 1934 ...	37,200	97½ "	36,270 0 0	102½ %	38,083 8 0
	4 per cent. Loan 1960-70 ...	5,85,800	92½ "	5,41,865 0 0	99½ %	6,33,711 12 0
	Do. do. ...	49,500	94½ "	46,653 12 0		
		Total Rs. ...	7,65,000		7,07,866 15 0	
Worn-out Water Mains Renewal Fund.	3½ per cent. Government Paper.	47,400	60 per cent.	28,440 0 0	87½ %	41,593 8 0
	4 per cent. City Improvement Trust Debentures ...	1,700	Par.	1,700 0 0	91 %	1,547 0 0
	4½ per cent. Bonds 1934 ...	5,800	97½ per cent.	5,625 0 0	102½ %	5,937 12 0
	4 do. Loan 1960-70 ...	1,26,100	92½ "	1,16,642 8 0	99½ %	1,41,645 0 0
	Do. do. ...	15,900	94½ "	14,185 12 0		
	Total Rs. ...	1,96,900		1,67,423 4 0		1,90,728 4 0
Net Premia, &c. on different Municipal Loans Fund.	3 per cent. Government Paper...	900	48 per cent.	432 0 0	75-3-5 %	676 14 9
	3½ do. do. ...	46,000	60 "	27,600 0 0		
	3½ do. do. ...	300	62½ "	187 14 0	87½ %	40,628 4 0
	4 per cent. City Improvement Trust Debentures ...	4,500	Par.	4,500 0 0		
	5 per cent. Ten year Bonds ...	16,500	96 per cent.	15,840 0 0	104½ %	17,211 9 0
	4½ do. Bonds 1934...	2,93,100	97½ "	2,85,772 8 0	102½ %	3,00,061 2 0
	4 do. Con. Loan ...	49,300	94½ "	46,465 4 0	101½ %	49,977 14 0
	4 do. Loan 1960-70 ...	17,800	Par.	17,800 0 0	99½ %	14,07,472 8 0
	4 do. do. ...	13,61,400	88 per cent.	11,96,032 0 0		
	4 do. do. ...	31,500	88½ "	28,103 4 0		
	Total Rs. ...	18,21,600		16,34,732 14 0		18,20,123 3 0
Provident Fund	3½ per cent. Government Paper.	13,50,500	60 per cent.	8,10,300 0 0	87½ %	14,14,979 4 0
	Do. do. ...	10,000	68½ "	6,868 12 0		
	Do. do. ...	1,57,000	75½ "	1,18,731 4 0		
	Do. do. ...	1,29,200	75-14-6 "	98,070 14 0	104½ %	10,25,913 7 0
	5 per cent. Ten year Bonds ...	2,21,000	96 "	2,12,160 0 0		
	Do. do. ...	7,62,500	101 "	7,70,125 0 0	102½ %	12,00,039 12 0
	4½ per cent. Bonds 1934 ...	11,72,200	97½ "	11,42,895 0 0	99½ %	16,66,523 4 0
	4 per cent. Loan 1960-70 ...	23,100	88 "	20,328 0 0		
	Do. do. ...	47,500	88½ "	41,978 2 0	106½ %	9,58,188 0 0
	Do. do. ...	14,76,800	92½ "	13,66,040 0 0		
	Do. do. ...	1,23,800	94½ "	1,16,210 4 0	114½ %	9,87,691 4 0
	5 per cent. Loan 1910-13 ...	8,97,600	98 "	8,79,648 0 0		
	6 do. Municipal Debentures ...	3,64,500	99-3-9 "	3,57,831 2 9	101½ %	47,443 8 0
4 per cent. Con. Loan ...	46,800	94½ "	44,109 0 0			
	Total Rs. ...	72,82,000		64,85,345 6 9		73,30,778 7 0
Fines Fund	4 per cent. City Improvement Trust Debentures ...	66,900	Par.	66,900 0 0	91 %	60,879 0 0
	3½ per cent. Government Paper.	15,700	60 per cent.	9,420 0 0	87½ %	13,776 12 0
	4½ do. Bonds 1934 ...	1,82,300	97½ "	1,77,742 8 0	102½ %	1,86,629 10 0
	4 do. Con. Loan ...	13,800	Par.	13,800 0 0	101½ %	13,939 12 0
	4 per cent. Loan, 1960-70 ...	1,90,100	92½ per cent.	1,75,842 8 0	99½ %	2,06,781 12 0
	Do. do. ...	17,200	94½ "	-16,211 0 0		
	Total Rs. ...	4,86,000		4,59,916 0 0		4,82,056 14 0
Plant and Machinery Depreciation Fund.	4 per cent. City Improvement Trust Debentures ...	3,97,800	Par.	3,97,800 0 0	91 %	3,61,998 0 0
	4½ per cent. Bonds 1934 ...	100	97½ per cent.	97 8 0	102½ %	102 6 0
	4 per cent. Con. Loan ...	8,48,600	Par.	8,48,600 0 0	101½ %	8,65,641 2 0
	Do. do. ...	5,300	94½ per cent.	4,995 4 0		
	4 per cent. Loan, 1960-70 ...	2,100	88 "	1,848 0 0	99½ %	7,780 8 0
Do. do. ...	5,700	92½ "	5,272 8 0			
	Total Rs. ...	12,59,600		12,53,613 4 0		12,35,522 0 0
Renewal of Road Surfaces Fund.	4 per cent. Con. Loan ...	1,28,500	Par.	1,28,500 0 0	101½ %	3,89,388 4 0
	Do. do. ...	2,56,100	94½ per cent.	2,41,374 4 0		
	4 per cent. Loan 1960-70 ...	4,900	88 "	4,312 0 0	99½ %	18,453 12 0
	Do. do. ...	13,600	92½ "	12,580 0 0		
	Total Rs. ...	4,03,100		3,86,766 4 0		4,08,342 0 0
Gardens Fund	4 per cent. City Improvement Trust Debentures ...	3,900	Par.	3,900 0 0	91 %	3,549 0 0
	4 per cent. Loan 1960-70 ...	7,200	88 per cent.	6,336 0 0	99½ %	9,775 8 0
	Do. do. ...	1,800	87½ "	1,577 4 0		
	Do. do. ...	800	Par.	800 0 0	102½ %	1,535 10 0
	4½ do. Bonds 1934 ...	1,500	97½ per cent.	1,462 8 0		
	Total Rs. ...	15,200		14,075 12 0		14,860 2 0
	Grand Total Rs. ...	1,22,29,400		1,11,04,739 11 9		1,22,39,084 2 9

V. V. SHALIGRAM,
Ag. Chief Accountant.

H. K. KIRPALANI,
Municipal Commissioner.

Appendix No. 16A.

Comparison of Face, Purchase and Market Values at 31st March 1933 of the different Securities held in the Sinking Funds.

N.B.—Special attention is invited to para. 23 of the Chief Accountant's Report.

Name of Fund.	Particulars of Securities.	Face value.	—	Book value.	Market rates per cent.	Value at Market rates. (Municipal Debentures being valued at par.)
		Rs.		Rs. a. p.		Rs. a. p.
	4 per cent. Municipal Debentures.	1,34,20,600	Par.	1,34,20,600 0 0	} Par.	1,34,20,600 0 0
	4 " " " " "	55,900	84½	47,235 8 0		55,900 0 0
	4 " " " " "	21,500	84½	18,113 12 0		21,500 0
	5 " " " " "	50,37,000	Par.	50,37,000 0 0		50,37,000 0 0
	6 " " " " "	1,000	"	1,000 0 0		1,000 0 0
	6 " " " " "	78,000	99-3-9	77,402 13 0		78,000 0 0
	4 per cent. City Improvement Trust Debentures.	21,69,500	84½	18,27,803 12 0	} 91	21,99,743 0 0
	4 " " " " "	1,50,000	84½	1,26,750 0 0		
	4 " " " " "	97,800	Par.	97,800 0 0		
	4 per cent. City Improvement Trust (coupon) Debentures.	3,76,600	84½	3,18,227 0 0	} 91	4,55,000 0 0
	4 " " " " "	1,23,400	84½	1,03,964 8 0		
	4 per cent. Loan 1960-70	1,79,200	Par.	1,79,200 0 0	} 99½	86,51,016 0 0
	4 " " " " "	30,42,300	75	22,81,725 0 0		
	4 " " " " "	5,00,000	75-0-6	3,75,156 4 0		
	4 " " " " "	21,08,300	87½	18,47,397 14 0		
	4 " " " " "	26,23,100	88	23,08,328 0 0		
	4 " " " " "	2,20,700	88½	1,95,043 10 0		
	4 per cent. (Conversion Loan.)	2,68,600	94½	2,53,491 4 0	} 101½	6,16,866 14 0
	4 " " " " "	3,39,900	94½	3,20,355 12 0		
	4½ per cent. Loan 1955-60	5,00,000	79½	3,98,750 0 0	105	5,25,000 0 0
	5 per cent. Loan 1940-43	3,52,200	98	3,45,156 0 0	106½	3,75,973 8 0
	4 per cent. City Improvement Trust Sterling Loan.	£ 25,000	£ 80 at 1s. 6d.	2,66,666 10 8	£ 90 at 1s. 6½d.	2,99,480 1 1
	Total Rs. ..	3,16,65,600		2,98,47,167 11 8		3,17,37,979 7 1
	£ ..	25,000				

V. V. SHALIGRAM,
Ag. Chief Accountant.

H. K. KIRPALANI,
Municipal Commissioner.

Appendix No. 16B.

Statement showing the amount of and object for which the donations held under Public Monuments Maintenance Fund were received from different parties up to 31st March 1933.

Name of donor.	Object for which the donation is given.	Particulars of Securities.	Face value.	Rate per cent.	Book value.
Sir Mangaldas Nathoobhoy	Donation for the maintenance of Sir Mangaldas Nathoobhoy Clock at Mumbadevi.	3½ per cent. Government Paper, 1879	Rs. 500	Rs. a. Par	Rs. a. 500 0
The Secretary, Tata Memorial	Donation for the maintenance of J. N. Tata Statue	3½ " " " " 1900-01	1,200	"	1,200 0
The Secretary, Ranade Memorial.. ..	Donation for the maintenance of Ranade Statue.. ..	4 per cent. Bombay Improvement Trust Loan due 1962.	1,000	"	1,200 0
Mr. P. J. Mistri	Donation for the maintenance of N. M. Petit Statue at Gowalia Tank Road.	3½ per cent. Government Paper, 1900-01	200	"	3,000 0
Messrs. J. D. Framroz, R. B. Jeejeebhoy and P. O. Sethna.	Donation for the maintenance of Sir D. M. Petit Statue	3½ " " " " 1879	1,000	"	2,112 0
Mr. Cassumally Jairajbhoy Peerbhoy	Donation for the maintenance of a fountain at the junction of Hornby Road and Palton Road.	4 " Loan 1960-70	2,400	88 0	5,087 8
The Secretary, Montague Memorial Fund.	Donation for the maintenance of the Montague Statue at the junction of Marine Lines and Church Gate Street.	4 " Loan 1960-70	5,500	92 8	5,087 8
Mr. Surajmal Hanmantraï.. ..	Donation for the maintenance of a public fountain at Princess Street.	6 " Municipal Debentures 1950-60	1,200	99 10	1,195 8
„ Chaturbhuj Jivandas	Donation for the maintenance of the new Bandstand at Chowpati.	4 " Loan 1960-70	900	88 0	792 0
„ Jamnadas Dwarkadas	Donation for the maintenance of a water trough for watering Victoria horses and bullocks at the junction of Colaba and Pilot Bunder Roads.	4 " " 1960-70	2,600	92 8	2,405 0
Dr. K. E. Dadachanji	Donation for the maintenance of a fountain at the junction of Frere Road and Carnac Bridge.	3½ " Government Paper	100	60 0	80 0
Mr. D. P. Kothare	Donation for the maintenance of a fountain at Mint Road.	4 " Government Loan 1960-70	400	88 0	352 0
„ K. D. Dhuru	Donation for the maintenance of a fountain at the junction of old Purbhadevi and Cadell Road.	Do. do.	400	88 0	352 0
„ Gokuldas Karsondas Shroff	Donation for the maintenance of a cattle trough and drinking fountain at Lady Jamshedji Road.				7,230 0
„ Fattechand Revaldas	Donation for the maintenance of a fountain at Narayan Dhuru Street.	4 per cent. Government Loan 1960-70	15,200	88 0	1,570 0
„ Hansraj Pragji	Donation for the maintenance of a cattle trough at Clerk Road.	3½ " " " Paper	100	60 0	452 0
					1,001 0
					353 0
					2,830 0
		Carried forward ..	34,700		31,692 0

Appendix No. 16 B—concluded.

Name of donor.	Object for which the donation is given.	Particulars of Securities.	Face value.	Rate per cent.	Book value.			
		Rs. a.	Rs. a.	Rs. a.				
		Brought forward ..	34,700		31,692 0			
Mr. F. P. Pavri	Donation for the maintenance of a drinking fountain at the junction of Cadell Road and Old Purbhadevi Road.	4 per cent. Loan 1960-70	600	88 0	528 0			
The Secretary, Dr. Dadabhoj Naoroji Memorial Fund.	Donation for the maintenance of the Statue of Dr. Dadabhoj Naoroji.	4 " " " "	1,400	88 0	1,232 0			
Mr. Khimji Madon Bhujpuria	Donation for the upkeep of a water trough on site opposite the Jamshed Mill.	}						
„ L. R. Tairsee	Balance out of donation received from Mr. L. R. Tairsee for the construction of a cattle trough at the top end corner of Walkeshwar near “Tin Batti.”					600	88 0	528 0
„ N. P. Wadia	Balance out of donation received for construction of three cattle troughs at Bhoiwada Road, Parel Tank Road and Sewree Cross Road.					1,200	88 0	1,056 0
„ F. B. Jeejeebhoy	Balance out of donation received for the construction of a public fountain and water trough at the junction of Suparibag Road and Govt. Gate Road.					1,500	88 0	1,320 0
„ Anantrao Vithoba Kowley	Balance out of donation received for the construction of a fountain and cattle trough at the junction of Bhawani Shanker Road and Gokhale Road.	3½ „ Government Paper	1,500	64 15	974 1			
„ Ramdas Raghooji Govindji	Balance out of the donation received for the construction of a fountain and Cattle-trough at Cavell Street.	3½ „ „	1,700	60 0	1,020 0			
„ C. K. Kakade	Balance out of the donation received for the construction of a fountain at Bellasis Road.	4 „ Loan 1960-70	200	88 0	176 0			
		Total ..	43,400		38,526 1			
Rao Bahadur Ellappa Balaram	Donation for the maintenance of a Charitable Dispensary at Kamathipura.	4 per cent. Bombay Improvement Trust Loan due 1966.	5,000	Par	} 19,500 0			
		4 per cent. Bombay Improvement Trust Loan due 1972.	14,500	„				
Bai Lingoobai, widow of Rajanna Jalooji.. Colaba Free Dispensary	Do. do.	3½ per cent. Government Paper 1854-55 ..	10,700	„	10,700 0			
	Donation for the maintenance of Assets of the dispensary taken over by the Municipality on its taking over the dispensary.	4 per cent. Government Loan 1960-70 ..	1,200	87 0	1,051 8			
Joint Honorary Secretaries and Treasurers, George V Anti-Tuberculosis League.	Donation for the maintenance of Assets transferred to the Municipality on its taking over the League.	3½ per cent. Government Paper 1900-01 ..	1,000	Par	} 21,000 0			
Mr. Shapurji Sorabji	Donation in connection with the house in Khetwadi given by him for being used as a Maternity Home.	4 „ Municipal Debentures due 1954 ..	20,000	„				
Messrs. Little & Co.	Amount representing balance out of the Amount set apart for the purchase of Bai Gowrabai Dispensary Building at Kamathipura.	3½ „ Government Paper 1854-55 ..	5,000	„	} 10,000 0			
		3½ „ „ „ 1879 ..	5,000	„				
		4 „ Loan 1960-70	2,900	88 0	2,552 0			
Do.	Donation for meeting charges for repairs, etc., to Bai Gowrabai Dispensary at Kamathipura.	6 „ Municipal Debentures 1950-60 ..	5,000	99 10	4,981 4			
		Total ..	70,300		69,784 12			
		Grand Total Rs. ..	1,13,700		1,08,310 13			

V. V. SHALIGRAM,
Ag. Chief Accountant.

H. K. KIRPALANI,
Municipal Commissioner.

Appendix No. 16 C.

Statement showing the amounts of and object for which the endowments held under Endowments Fund were received from different parties upto 31st March 1933.

Name of donor.	Object for which the endowment is given.	Particulars of securities.	Face value.	Rate per cent.	Book value.
	<i>Scholarships.</i>		Rs.	Rs. a.	Rs. a.
The Bhawnagar Durbar	"Bhawnagar State Entrance Scholarship" at G. S. M. College.	4 per cent. Government Loan 1960-70	5,900	88 0	5,192 0
Dr. N. A. Purandare	"Savitribai Purandare Prize" at K. E. M. Hospital ..	Do. do.	300	Par.	300 0
Mr. Tulsidas H. Parekh	"Bai Bachubai Thakurdas Parekh Entrance Scholarship" at G. S. M. College.	Do. do.	3,700	88 0	3,256 0
„ Lalji Naranji	"Lalji Naranji Scholarship" at G. S. M. College	Do. do.	4,500	88 0	3,960 0
„ Chaturbhuj Gordhandas Sunderdas..	"Chaturbhuj Gordhandas Sunderdas Scholarship" and "Bai Gangabai Gordhandas Sunderdas Scholarship" at G. S. M. College.	Do. do.	9,100	88 0	8,008 0
Dr. (Mrs.) Dossibai Jehangir Rattanshaw Dadabhoy, M.D., M.R.C.P. (Lond.)	"Awabai Rattanshaw Dadabhoy Scholarship" at G. S. M. College.	Do. do.	3,900	88 0	3,432 0
Mr. Jehangir Rattanshaw Dadabhoy ..	"Rattanshaw Dadabhoy Scholarship" at G. S. M. College..	4 per cent. Government Loan 1960-70	3,900	88 0	3,432 0
The Honorary Staff and Professors of the K. E. M. Hospital and G. S. M. College.	"Bahadurji Memorial Scholarship in Surgery" at G. S. M. College.	Do. do.	3,900	88 0	3,432 0
The Trustees of Dr. Choksy's Entertainment Fund.	Donation for endowing a Gold Medal called "Sir Nusserwanji Choksy Memorial Prize Medal" at G. S. M. College.	6 per cent. Municipal Debentures 1950-60	2,000	99 10	1,992 8
		5 per cent. Government Loan 1940-43	200	99 8	199 0
		4 per cent. Government Loan 1960-70	100	Par.	100 0
H. H. the Maharana Shri Sir Doulatsingji, K.C.I.E., Thakore Saheb of Limbdi.	Donation for awarding a gold medal and a miniature replica of the Challenge Cup.	6 per cent. Municipal Debentures 1950-60	1,800	99 10	1,793 4
Dr. Shirwalkar Memorial Fund Committee.	"Dr. Shirwalkar General Proficiency Scholarship and Medals" at G. S. M. College.	3½ per cent. Government Paper 1900-01	6,000	Par.	6,000 0
		Do. do.	3,000	Par.	3,000 0
		4 per cent. Municipal Debentures	2,000	Par.	2,000 0
Mrs. Dhungavri Rangildas Desai	Donation for endowing two prizes of Rs. 20 each to the Nurses of the K. E. M. Hospital.	4 per cent. Bombay Port Trust Bonds 1913	1,000	Par.	1,000 0
Dr. E. Moses	"Mrs. Abigail Elijah Moses Prize" at K. E. M. Hospital ..	3½ per cent. Government Paper	500	Par.	500 0
Messrs. Win and Co., Solicitors, on behalf of the executors of the will of the late Mr. Kassamji Ranchhodji Desai.	"Kassamji Ranchhodji Prize" at K. E. M. Hospital ..	4 per cent. Government Loan 1960-70	9,000	88 0	7,920 0
		Total	61,000	..	55,653 4

Appendix No. 16 C—concluded.

Name of donor.	Object for which the endowment is given.	Particulars of securities.	Face value.	Rate per cent.	Book value.
			Rs.	Rs. a.	Rs. a.
Messrs. Ardeshir Hormasji Dinshaw and Co., on behalf of the Advocate-General.	Donation for the grant of warm clothing to patients discharged from the K. E. M. Hospital out of interest realised on securities.	<i>Clothing.</i>			
		{ 3½ per cent. Government Paper 1879	10,000	Par.	10,000 0
		Do. do. 1900-01	18,600	Par.	18,600 0
		{ 4 per cent. Government Loan 1960-70	8,000	88 0	7,040 0
		Do. do.	4,800	87 10	4,208 0
		Do. do.	2,000	76 5	1,526 4
		{ 5 per cent. Loan 1939-44..	4,000	79 12	3,190 0
	Total		47,400	..	44,562 4
Mr. Mansukhlal Chaganlal	Donation towards the Poor Box Charity Fund at K. E. M. Hospital.	<i>Poor Box Charity.</i>			
		4 per cent. Government Loan 1960-70	5,700	88 12	5,058 12
		Do. do.	5,800	88 0	5,104 0
		Do. do.	900	79 0	711 0
		Do. do.	200	88 0	176 0
	Total		12,600	..	11,049 12
The Estate Agent, Bombay Improvement Trust on behalf of the staff.	Donation towards the Poor Box Charity Fund	Do. do.			
		Grand Total	1,21,000	..	1,11,265 4

V. V. SHALIGRAM,
Ag. Chief Accountant.

H. K. KIRPALANI,
Municipal Commissioner.

Statement showing the quantity and value of several articles upon which

Duty collected by	Grain and pulse at 6 annas per candy.			Flours of all sorts at 75 per cent. of the rate at the time being levied on the grain from which the flour is prepared.			Wines and Spirits at 4 annas per gallon.		
	Candies.	Farras.	Amount of Duty.	Candies.	Farras.	Amount of Duty.	Gallons.	Pints.	Amount of Duty.
I. BOMBAY PORT TRUST.			Rs. a. p.			Rs. a. p.			Rs. a. p.
Months.									
April 1932	69,374	3½	26,015 6 9	2,231	6½	627 11 0	14,769	..	3,692 4 0
May "	50,785	7	19,044 11 3	3,864	1½	1,086 13 0	11,215	2½	2,803 13 3
June "	1,10,424	1½	41,409 1 0	2,235	2½	628 11 0	14,516	1½	3,629 0 9
July "	91,064	5½	34,149 4 0	1,494	7½	420 7 0	10,858	6	2,714 11 0
August "	74,869	6½	28,076 2 9	2,522	..	709 5 0	12,568	..	3,142 0 0
September "	1,00,524	1½	37,696 9 0	2,947	4½	829 0 0	15,959	6	3,989 15 0
October "	82,220	½	30,832 8 3	3,320	2½	1,018 3 6	16,044	4	4,011 2 0
November "	67,313	3	25,242 2 3	2,554	..	718 5 0	16,639	7	4,159 15 6
December "	1,04,524	7	39,196 13 3	1,981	4½	557 5 0	19,389	6½	4,847 7 3
January 1933	81,646	7½	30,617 9 6	1,608	1½	452 5 0	25,069	½	6,267 4 3
February "	52,351	3½	19,631 12 9	1,694	7½	476 11 0	18,555	2	4,638 13 0
March "	79,781	3	29,918 0 3	2,352	5½	661 11 0	22,870	2	5,667 9 0
Total	9,64,880	1½	3,61,830 1 0	29,107	3½	8,186 7 6	1,98,255	6	49,563 15 0
II. G. I. P. RAILWAY.									
April 1932	72,951	5½	27,356 14 0	53,762	4½	13,440 10 4
May "	66,616	4	24,981 3 0	53	½	14 15 0	19,657	½	4,914 4 5
June "	46,425	6½	17,409 11 0	8,415	2½	2,103 13 5
July "	34,180	6½	12,817 13 0	15,182	3½	3,795 - 9 7
August "	49,935	5½	18,725 14 0	628	..	157 0 0
September "	41,001	..	15,375 6 0	47,244	2½	11,811 1 2
October "	39,779	5½	14,917 6 5	3	4½	1 0 0	19,731	..	4,932 12 0
November "	49,352	2½	18,507 2 0	23,681	4½	5,920 6 5
December "	50,201	6½	18,825 11 0	81	2	20 5 0
January 1933	51,345	..	19,254 6 0	19,359	1½	4,839 12 10
February "	49,637	6½	18,614 2 9	20,499	1½	5,124 12 10
March "	58,379	1½	21,892 3 0	40,941	1½	10,235 4 9
Total	6,09,807	2½	2,28,677 12 2	56	5½	15 15 0	2,69,183	1½	67,295 12 9
III. B. B. & C. I. RAILWAY.									
April 1932	12,733	5½	4,775 2 0	1,076	..	269 0 0
May "	19,895	6½	7,460 15 0	715	4	178 14 0
June "	10,633	4	3,987 9 0	750	..	187 8 0
July "	11,697	..	4,386 6 0	500	..	125 0 0
August "	12,319	5½	4,619 14 0	721	..	180 4 0
September "	6,989	1½	2,620 15 0	1,056	..	264 0 0
October "	9,483	1½	3,558 3 0	1,200	..	300 0 0
November "	13,434	2	5,037 13 6	680	..	165 0 0
December "	13,190	5½	4,946 8 0	720	..	180 0 0
January 1933	12,235	1½	4,588 3 0	968	6	242 3 0
February "	12,185	1½	4,569 7 0	1,210	..	302 8 0
March "	12,453	7½	4,670 3 6	1,114	..	278 8 0
Total	1,47,251	1½	55,219 3 0	10,691	2	2,672 13 0
GRAND TOTAL	17,21,938	5½	6,45,727 0 2	29,164	½	8,202 6 0	4,78,130	1½	1,19,532 8 9
<i>Deduct—Refund passed by the Town Duty Refund Officer ..</i>	<i>7,61,971</i>	<i>1½</i>	<i>2,85,739 3 0</i>	<i>72,790</i>	<i>3½</i>	<i>20,472 5 0</i>	<i>16,623</i>	<i>6</i>	<i>4,155 15 0</i>
Net Revenue	9,59,967	4½	3,59,987 13 2	43,626	2½	—12,269 14 6	4,61,506	3½	1,15,376 9 9

Commission, etc., Charges on General Town Duty collected by—

Month.	Bombay Port Trust.	G. I. P. Railway.	B. B. & C. I. Railway.	Total.
	Rs. a. p.	Rs. a. p.	Rs. a. p.	Rs. a. p.
April 1932	7,200 9 1	1,365 6 0	503 9 10	9,069 8 11
May "	3,728 14 3	1,363 5 5	542 15 4	5,625 3 0
June "	2,747 2 1	1,102 7 8	381 6 8	4,231 0 5
July "	3,206 12 10	636 12 0	755 15 1	4,599 7 11
August "	4,266 2 2	680 6 0	361 1 4	5,307 9 6
September "	3,513 0 9	889 13 10	..	4,402 14 7
October "	3,419 5 2	1,191 8 6	410 1 6	5,020 15 2
November "	4,518 0 2	1,023 12 1	334 12 6	5,876 8 9
December "	5,211 15 8	958 14 3	372 12 4	6,543 10 3
January 1933	5,023 11 0	1,263 15 7	382 12 9	6,670 7 4
February "	4,663 15 8	998 1 3	479 15 8	6,142 0 7
March "	4,311 12 5	1,656 14 9	498 3 3	6,466 14 5
Total	51,811 5 3	13,121 5 4	5,023 10 3	69,956 4 10

V. V. SHALIGRAM,

Ag. Chief Accountant.

Appendix

Statement showing Town Duty collected on Cotton and Commission, etc., charges paid

Town Duty } collected by on Cotton				Bombay Port Trust.		G. I. P. Rly.		B. B. & C. I. Rly.	
				No. of Bales.	Amount of Cotton Duty.	No. of Bales.	Amount of Cotton Duty.	No. of Bales.	Amount of Cotton Duty.
				Rs.	a. p.	Rs.	a. p.	Rs.	a. p.
April	1932	47,696	47,696 0 0	43,729	43,729 0 0	98,236	98,236 0 0
May	"	36,858	36,858 0 0	53,690	53,690 0 0	65,959	65,959 0 0
June	"	27,141	27,141 0 0	36,445	36,445 0 0	17,575	17,575 0 0
July	"	19,098	19,098 0 0	15,555	15,555 0 0	4,258	4,258 0 0
August	"	34,878	34,878 0 0	58,331	58,331 0 0	15,854	15,854 0 0
September	"	44,011	44,011 0 0	48,022	48,022 0 0	23,769	23,769 0 0
October	"	13,687	13,687 0 0	10,759	10,759 0 0	4,901	4,901 0 0
November	"	9,359	9,359 0 0	48,792	48,792 0 0	10,651	10,651 0 0
December	"	13,856	13,856 0 0	1,64,379	1,64,379 0 0	29,566	29,566 0 0
January	1933	23,915½	23,915 8 0	273,275	2,73,275 0 0	71,028	71,028 0 0
February	"	21,990	21,990 0 0	193,844	1,93,844 0 0	59,177	59,177 0 0
March	"	54,047 ¼	54,047 3 0	162,902	1,62,902 0 0	130,768	1,30,768 0 0
Total				346,536 ½	3,46,536 11 0	11,03,723	11,03,723 0 0	581,742	5,81,742 0 0

Commission, etc., charges on Cotton Duty collected by:—

Months.							Bombay Port Trust.	G. I. P. Rly.	B. B. & C. I. Rly.	Grand Total.
							Rs. a. p.	Rs. a. p.	Rs. a. p.	Rs. a. p.
April	1932	1,402 15 8	1,846 5 6	1,845 11 11	5,095 1 1
May	"	816 3 0	1,326 3 10	2,180 6 6	4,322 13 4
June	"	1,772 15 11	1,893 13 6	2,968 10 11	6,635 8 4
July	"	647 3 8	585 5 4	2,081 8 3	3,317 1 3
August	"	773 1 0	424 5 7	689 2 6	1,886 9 1
September	"	1,018 1 9	2,385 7 3	154 9 5	3,558 2 5
October	"	1,330 8 0	665 8 10	336 10 2	2,332 11 0
November	"	421 1 9	491 2 1	786 5 10	1,698 9 8
December	"	280 4 8	2,633 2 7	205 0 4	3,118 7 7
January	1933	398 1 7	7,325 4 7	283 2 4	8,008 8 6
February	"	710 6 11	6,449 5 3	768 1 0	7,927 13 2
March	"	652 2 0	7,560 5 6	2,049 4 5	10,261 11 11
Total							10,223 1 11	33,586 5 10	14,361 9 7	58,161 1 4

V. V. SHALIGRAM,

Ag. Chief Accountant.

No. 18.

for the year 1932-33.

Sundries.	Grand Total.
Rs. a. p.	Rs. a. p.
.....	1,89,661 0 0
0 15 0	1,55,507 15 0
.....	81,161 0 0
2 1 0	38,913 1 0
1 1 0	1,09,064 1 0
.....	1,10,802 0 0
0 13 0	29,347 13 0
2 7 0	68,804 7 0
1 2 0	2,07,802 2 0
.....	3,68,218 8 0
2 7 0	2,75,013 7 0
1 1 0	3,47,718 4 0
11 5 0	19,82,013 10 0

Total collection of Cotton Duty for 1932-33	Rs. a. p.	19,82,013 10 0
<i>Add—</i>		
Outstanding balances on 31st March 1932 due by—		
Port Trust	Rs. a. p.	2,858 0 0
G. I. P. Railway	50,413 0 0	
B. B. & C. I. Railway	10,370 0 0	
		<u>63,641 0 0</u>
		20,45,654 10 0
<i>Deduct—</i>		
Outstanding balances on 31st March 1933 due by—		
Port Trust	Rs. a. p.	5,436 0 0
G. I. P. Railway	34,591 0 0	
B. B. & C. I. Railway	13,470 0 0	
		<u>53,497 0 0</u>
Total amount of commission, etc., charges for the collection of Cotton Duty recovered during 1932-33	Rs. a. p.	58,161 1 4
		<u>1,11,658 1 4</u>

Total Rs. 19,33,996 8 8

Total recoveries on account of Cotton Duty as per Machine Ledger 19,58,014 9 1

Deduct—

Total debit as per Machine Ledger 19,018 0 5

Total Rs. 19,33,996 8 8

	Rs. a. p.	Rs. a. p.
Government share paid during 1932-33	8,61,487 10 2	19,33,996 8 8
Government share for March 1933 paid in April 1933	2,38,000 0 0	X 4
Government share held in Suspense Account pending remittance on final closing of Accounts for 1932-33	5,653 3 11	<u>7,77,35,886 2 8</u>
		11,05,140 14 1
		8,28,855 10 7
		<u>19,33,996 8 8</u>
Govt. share.		
Munl. share, vide Appendix No. 3.		
11,05,140 14 1	Govt. share.	

H. K. KIRPALANI,
Municipal Commissioner.

Income of the Bombay Municipality from the year 1865

TAXATION PROPER.

Year.	Gross Valuation.	House Rate.	Police Rate.	Lighting Rate.	Wheel Tax and Tolls.	Licenses for trades, Land Conveyances, Music, etc.	Town Duties.	Cotton Duty	Liquor Licenses.	Tobacco Licenses.
	Rs.	Rs.	Rs.	Rs.	Rs.	Rs.	Rs.		Rs.	Rs.
1865	1,20,14,655	10,57,379	2,32,698	2,023	5,04,789		1,45,873
1866	1,48,84,893	7,16,004	2,93,683	98,417	3,13,330	2,72,666	5,132		46,924	1,20,390
1867	1,63,09,535	9,84,068	4,11,040	1,32,849	2,98,178	2,05,636		1,04,808	1,18,426
1868	1,47,49,075	9,20,587	3,75,607	2,46,071	2,08,514	2,08,320		1,20,566	1,36,762
1869	1,39,41,260	7,99,306	2,59,583	2,48,406	2,57,574	1,50,361	3,03,298		2,42,077	1,51,178
1870	1,36,20,885	7,22,783	2,37,643	2,46,994	2,50,681	28,147	5,94,989		1,23,692	1,39,830
1871	1,34,26,845	6,75,489	2,30,409	2,30,358	2,05,531	7,655	4,51,496		1,15,170	1,38,046
1872	1,29,33,510	7,09,923	2,41,774	2,41,348	2,04,097	5,862	4,67,638		89,914	1,47,664
1873	1,26,71,816	7,01,018	2,37,282	2,37,060	2,16,083	87	4,46,924		2,79,074	1,48,792
1874	1,19,65,390	5,94,814	2,29,103	2,27,535	2,48,217	3,908	4,85,649		1,24,507	1,47,779
1875	1,15,85,068	5,52,738	2,20,569	2,16,692	2,45,274	591	6,73,987		1,58,980	1,45,986
1876	1,12,73,710	5,73,438	2,17,684	2,13,094	2,38,487	2,118	6,36,147		1,41,723	1,48,356
1877	1,14,77,690	5,47,541	2,20,061	2,14,670	2,44,369	1,948	7,51,019		85,697	1,49,562
		Consolidated Rate.								
1878	1,16,37,118	9,35,034	2,14,560	6,95,006		1,60,563	1,52,229
1879	1,14,92,417	10,52,773	2,25,869	3,563	5,33,617		1,43,750	1,65,029
1880	1,17,82,525	8,99,634	2,31,925	846	6,57,784		1,43,750	1,61,127
1881	1,17,14,470	@5%	10,58,810	2,14,670	1,502	6,37,462		1,43,750	1,61,625
For 15 months, i.e., from 1st January 1882 to 31st March 1883, the calendar year										
1882-83	25,80,263	12,34,975	4,12,027	8,17,199		1,43,750	2,06,014
1883-84	1,46,64,507	@5%	9,82,538	2,55,227	3,417	6,67,118		1,79,687	1,74,306
1884-85	1,53,82,744	Do.	11,80,307	3,09,552	4,305	7,73,431		1,43,750	1,72,622
1885-86	2,00,25,223	Do.	14,61,305	3,32,485	4,525	6,79,293		1,43,750	1,79,177
1886-87	2,16,27,230	@8 1/2%	14,88,867	3,19,561	2,913	10,12,152		1,43,750	1,90,250
1887-88	2,27,92,246	@8%	14,07,013	3,36,993	4,060	9,96,760		1,43,750	1,84,168
1888-89	2,39,51,048	Do.	14,66,024	3,14,571	45,471	7,25,997		1,43,750	1,91,397
1889-90	2,73,64,359	Do.	15,82,509	3,25,616	52,792	6,67,065		1,43,750	1,90,922
1890-91	2,82,27,353	Do.	15,64,982	3,56,648	60,451	9,79,820		1,43,750	1,80,284
1891-92	2,85,80,023	Do.	17,55,081	3,42,973	75,101	8,40,222		1,43,750	1,86,151
1892-93	2,64,03,982	Do.	17,73,501	3,44,905	79,376	9,78,928		1,43,750	1,86,703
1893-94	1,69,79,728	Do.	17,49,321	3,51,175	85,817	8,97,256		1,43,750	1,86,822
1894-95	2,76,13,741	Do.	17,49,385	3,56,082	95,137	8,88,642		1,43,750	2,05,343
1895-96	2,82,56,891	Do.	17,67,000	3,65,625	96,335	9,10,851		1,43,750	2,17,476
1896-97	2,89,27,618	Do.	17,46,829	2,48,681	74,085	6,45,144		1,43,750	1,82,667
1897-98	2,94,82,805	Do.	19,35,325	3,46,838	88,663	9,51,424		1,43,750	1,89,323
1898-99	2,98,83,636	@9%	21,06,995	3,39,197	87,764	11,17,161		1,43,750	2,08,544
1899-1900	3,05,17,091	@12%	28,74,389	3,02,748	90,346	15,94,721		1,43,750	2,21,338
1900-1901	3,12,76,106	Do.	28,94,971	3,21,368	95,702	11,81,371		1,43,750	2,18,989
1901-02	3,18,11,625	@10%	25,72,001	3,40,747	92,733	8,62,123		1,43,750	2,38,066
1902-03	3,18,91,400	Do.	25,81,810	3,71,913	1,02,070	12,19,346		1,43,750	2,44,092
1903-04	3,44,49,399	Do.	27,64,974	3,28,070	1,04,511	11,68,973		1,43,750	2,40,064
1904-05	3,54,15,934	Do.	30,26,872	4,19,587	1,03,772	14,16,943		1,43,750	2,60,744

No. 19.

to close of the financial year 1932-33.

	Contribution from Insurance Companies or Fire Tax.	Total Taxation Proper.	SERVICES RENDERED.		Total services rendered.	MISCELLANEOUS.		Total Income.	Year.	Population by Census.	Incidence of taxation per head of population.	Five years' average annual income.
			Halalkhore Tax.	Water Tax.		Government contribution for Police and City Improvement Trust.	Returns from Property and Miscellaneous.					
	Rs.	Rs.	Rs.	Rs.	Rs.	Rs.	Rs.	Rs.			Rs. a. P.	Rs.
....	19,42,762	1,78,719	1,78,719	2,42,306	23,63,787	1866	816,562	2 9 6	31,12,970
....	18,66,545	1,92,852	6,49,121	8,41,973	2,06,154	29,14,672	1866	3 5 1	
....	22,44,905	1,45,824	3,73,008	5,19,830	1,39,000	1,26,739	39,40,524	1867	3 6 1	
....	22,76,927	3,91,454	4,88,377	8,89,331	2,60,129	4,25,737	38,53,674	1868	...	3 14 0	
....	24,18,773	2,30,562	3,62,998	5,93,560	1,09,889	2,71,011	33,93,226	1869	3 11 0	
....	28,44,659	2,13,197	3,66,986	5,80,183	1,09,882	2,73,025	33,07,749	1870	3 9 3	
....	20,44,042	1,99,986	3,57,578	5,57,564	2,69,554	28,71,160	1871	...	3 9 11	
....	30,78,240	2,17,071	4,07,835	6,24,908	3,45,185	36,48,331	1872	644,403	4 8 1	31,06,334
....	20,66,275	2,00,590	4,00,639	6,01,229	4,56,604	33,24,108	1873	4 7 3	
....	16,519	20,78,029	1,92,235	3,63,067	5,55,322	3,47,980	29,81,322	1874	4 1 4	
....	14,355	22,28,085	1,94,215	3,00,212	4,94,427	90,000	3,31,014	31,48,536	1875	4 3 7	
....	13,922	21,84,986	2,04,077	3,08,377	5,12,454	90,000	3,90,383	31,77,723	1876	4 2 11	
....	19,164	22,34,031	2,01,299	3,11,823	5,13,122	90,000	4,04,299	32,41,452	1877	4 4 2	
....	22,573	21,79,968	1,95,380	3,92,780	4,88,160	90,000	3,87,025	31,45,153	1878	4 2 2	
....	20,761	31,45,062	2,42,015	3,54,798	5,96,813	90,000	5,09,299	33,41,174	1879	4 4 0	
....	23,911	31,18,977	2,03,047	3,90,703	5,93,750	75,000	4,64,173	32,51,370	1880	4 6 4	
....	24,059	22,59,094	2,81,805	5,24,819	8,06,624	50,000	7,57,976	38,73,694	1881	773,196	3 15 5	
being changed to the financial year the income was as follows:—												32,09,805
....	32,000	23,45,965	3,28,916	6,70,677	9,99,593	81,125	6,75,575	46,19,240	1882-83	4 15 6	
....	24,708	22,87,998	2,48,557	5,47,647	7,91,204	85,672	5,72,400	37,37,273	1883-84	3 16 8	
....	25,517	25,83,967	2,89,616	5,98,123	8,85,739	90,000	6,54,162	42,13,866	1884-85	4 7 9	
....	29,914	28,80,449	3,16,787	6,65,370	9,82,157	90,000	5,71,367	44,78,973	1885-86	4 14 10	
....	29,776	31,86,299	3,18,630	7,74,651	10,93,281	6,20,214	49,01,814	1886-87	5 8 7	
(a) Fire tax	7,857	31,10,581	3,72,258	8,83,724	12,55,982	7,99,967	51,66,530	1887-88	5 10 4	49,70,135
@1%	34,708	29,21,718	3,90,039	9,63,804	13,53,943	6,90,632	49,66,193	1888-89	5 8 5	
....	(a) 79,187	30,41,841	4,78,919	11,23,096	15,96,925	7,03,103	53,42,169	1889-90	...	5 15 11	
@1%	1,25,345	34,10,930	5,27,222	11,49,198	16,76,420	(a) 10,78,551	61,63,901	1890-91	6 9 3	
Do.	1,64,263	35,07,542	5,55,877	11,81,429	17,37,806	9,88,335	62,83,183	1891-92	821,764	6 6 1	
Do.	1,65,838	36,68,001	6,22,200	14,07,081	20,29,281	9,75,661	66,72,943	1892-93	6 14 11	
@1%	1,10,504	35,24,653	5,82,026	13,66,828	18,68,854	(b) 13,89,189	67,62,695	1893-94	6 9 0	
Do.	1,09,325	35,47,569	6,31,557	13,88,265	20,69,323	9,21,981	65,89,372	1894-95	6 13 4	
Do.	1,10,487	36,11,373	6,57,812	14,42,895	21,00,707	...	(c) 10,49,630	67,61,710	1895-96	6 15 2	
Do.	1,09,138	31,47,494	6,88,486	13,98,410	20,86,896	9,74,698	62,08,978	1896-97	6 5 10	
Do.	1,20,961	37,76,284	7,35,485	13,29,852	20,65,337	(d) 13,03,939	71,45,560	1897-98	7 1 8	72,21,505
Do.	1,17,219	41,20,620	7,13,122	15,00,970	22,14,092	8,27,199	71,61,911	1898-99	...	7 11 4	
Do.	1,20,127	53,47,419	7,25,264	17,72,967	24,98,231	9,84,167	88,29,817	1899-1900	8 8 9	
Do.	1,20,547	49,24,738	7,14,440	17,35,635	24,50,075	10,28,037	84,02,848	1900-01	8 15 7	
Do.	1,27,870	48,71,989	7,88,433	15,47,120	23,35,559	10,59,181	77,66,729	1901-02	776,006	8 10 3	
Do.	1,29,049	47,90,830	7,95,984	15,13,976	23,09,960	10,74,898	81,76,688	1902-03	9 2 4	
Do.	1,38,163	49,59,505	8,10,610	15,71,566	23,82,178	11,40,944	84,82,625	1903-04	9 7 4	
Do.	1,51,302	55,32,670	8,75,194	17,14,453	25,89,647	12,23,794	93,36,111	1904-05	10 7 3	

(a) Includes Rs. 2,32,544 for arrear recoveries for work done.
 (b) Rs. 4,58,699 adjusted on account of premia on loans.

(c) Includes premia of Rs. 97,749 on loan raised.
 (d) Includes rebate of Plague expenses amounting to Rs. 4,37,056.

Appendix

TAXATION PROPER.										
Year.	Gross Valuation.	House Rate.	Police Rate.	Lighting Rate.	Wheel Tax and Tolls.	Licenses for trades, Land Conveyances, Music, etc.	Town Duties.	Cotton Duty.	Liquor Licenses.	Tobacco Licenses.
	Rs.	Rs. Consolidated Rate.	Rs.	Rs.	Rs.	Rs.	Rs.		Rs.	Rs.
1905-06 ..	3,81,90,177	@8½%	27,55,778	4,48,348	98,923	11,68,450		1,43,750	2,72,778
1906-07 ..	4,14,48,901	Do.	29,58,345	4,42,749	1,03,321	13,34,074		1,43,750	2,65,828
1907-08 ..	4,42,79,940	@8%	29,74,517	4,29,892	1,06,384	13,90,203		1,43,750	2,80,355
1908-09 ..	4,68,75,766	Do.	31,47,349	4,79,857	1,19,278	12,96,320		1,43,750	2,78,880
1909-10 ..	4,94,44,957	@9½%	38,05,816	5,01,553	97,754	14,23,491		1,43,750	2,80,614
1910-11 ..	5,20,51,478	@10½%	43,61,660	4,72,198	99,314	16,86,680		1,43,750	2,69,907
1911-12 ..	5,36,02,464	Do.	47,42,632	4,69,487	1,13,777	12,47,097	Levied for the first time from 1st January 1921.	1,43,750	2,78,898
1912-13 ..	5,51,71,778	Do.	47,18,838	5,23,522	1,21,773	17,43,131		1,43,750	2,88,528
1913-14 ..	5,79,47,463	@9½%	46,41,022	5,61,500	1,29,771	17,30,637		1,43,750	2,91,288
1914-15 ..	5,99,41,390	Do.	48,49,431	5,19,818	1,27,640	9,32,310		1,43,750	2,92,086
1915-16 ..	6,34,16,191	Do.	52,31,267	5,18,773	1,27,587	20,19,097		1,43,750	3,04,644
1916-17 ..	6,54,13,855	Do.	52,16,432	5,61,418	1,31,072	18,70,335		1,43,755	3,52,877
1917-18 ..	6,80,26,001	Do.	54,75,284	5,86,976	1,59,940	20,40,305		1,43,750	3,71,291
1918-19 ..	8,29,75,130	Do.	72,19,049	6,04,640	1,53,340	19,54,583		1,43,750	3,66,009
1919-20 ..	8,58,18,734	Do.	74,65,411	6,11,612	1,66,515	21,03,440		1,43,750	4,16,261
1920-21 ..	9,32,34,165	Do.	74,88,793	7,32,766	1,68,785	21,19,082	77,100	1,43,750	4,41,881
1921-22 ..	10,37,70,215	Do.	84,79,101	7,85,667	1,69,188	21,89,675	14,92,152	1,43,750	3,78,081
1922-23 ..	11,25,08,888	@11%	1,04,91,116	12,15,390	1,74,991	16,90,573	16,23,024	1,43,750	3,81,343
1923-24 ..	12,64,47,414	Do.	1,11,11,283	10,72,941	5,29,030	16,31,076	15,39,712	1,43,750	3,85,106
1924-25 ..	12,71,95,123	Do.	1,22,50,837	12,09,720	2,68,637	18,76,808	13,09,466	1,43,750	3,74,296
1925-26 ..	13,15,65,275	Do.	1,23,22,099	12,46,623	3,73,115	14,54,259	14,92,427	1,43,750	3,72,168
1926-27 ..	13,70,51,569	Do.	1,27,10,850	10,61,576	2,32,848	16,67,980	11,30,500	1,43,750	3,84,485
1927-28 ..	13,96,74,937	Do.	1,28,61,950	11,63,926	3,28,853	14,38,817	11,34,083	1,43,750	3,98,303
1928-29 ..	14,16,41,656	Do.	1,28,09,968	10,19,412	1,29,378	15,46,677	13,37,095	1,43,750	3,76,440
1929-30 ..	14,79,63,078	Do.	1,27,10,958	12,71,765	1,33,550	13,71,364	15,40,191	1,43,750	3,92,339
1930-31 ..	15,00,14,383	Do.	1,29,50,889	10,83,448	1,55,650	16,38,968	12,65,114	1,43,750	3,71,452
1931-32 ..	14,64,68,460	Do.	1,29,37,243	10,58,141	1,58,166	11,59,129	7,37,367	1,43,750	4,19,347
1932-33 ..	14,41,33,933	Do.	1,20,42,747	10,70,340	1,71,385	11,27,188	8,28,856	1,43,750	3,50,771

V. V. SHALIGRAM,
Ag. Chief Accountant.

No. 19—concluded.

	Contribution from Insurance Companies or Fire Tax.	Total Taxation Proper.	SERVICES RENDERED.		Total services rendered.	MISCELLANEOUS.		Total Income.	Year.	Population by Census.	Incidence of taxation per head of population.	Five years' average annual income.
			Halalkhore Tax.	Water Tax.		Government contribution for Police and City Improvement Trust.	Returns from Property and Miscellaneous.					
	Rs.	Rs.	Rs.	Rs.	Rs.	Rs.	Rs.	Rs.			Rs. a. p.	Rs.
@ $\frac{3}{4}$ %	1,20,657	50,06,080	9,32,653	18,57,780	27,90,435	12,96,024	90,92,639	1905-06	10 0 9
Do.	1,28,631	53,76,598	9,91,362	19,38,429	29,29,791	13,42,112	96,48,501	1906-07	8 7 10	..
Do.	1,39,329	54,64,330	10,46,874	19,48,830	29,95,704	14,29,290	98,89,324	1907-08	977,822	8 10 5	1,00,26,055
Do.	1,47,522	56,12,966	11,19,322	20,04,189	31,23,411	15,49,671	1,02,66,048	1908-09	8 14 11	..
Do.	1,53,297	64,16,245	11,92,349	20,11,788	32,04,184	15,93,485	1,12,13,864	1909-10	9 13 8	..
@ $\frac{1}{2}$ %	2,16,094	72,38,683	12,32,951	19,95,327	32,28,278	17,29,298	1,21,96,149	1910-11	10 11 0	..
Do.	2,38,627	72,29,327	12,92,697	20,78,130	38,71,817	20,34,645	1,26,55,789	1911-12	979,446	10 13 2	..
Do.	2,25,029	77,66,564	13,50,833	21,70,948	35,21,781	14,53,244	1,27,41,589	1912-13	11 8 5	25,76,679
Do.	2,44,238	77,42,246	13,85,123	22,85,434	36,70,662	14,63,698	1,28,76,501	1913-14	11 10 5	..
@ $\frac{3}{4}$ %	1,92,048	70,57,003	14,17,648	22,16,012	36,33,660	17,22,703	1,24,13,266	1914-15	10 14 8	..
Do.	2,06,494	83,51,602	14,68,587	23,23,021	37,91,608	14,87,880	1,33,31,070	1915-16	12 9 8	..
Do.	2,05,911	84,51,793	15,25,637	24,71,834	39,97,471	15,69,475	1,40,46,739	1916-17	12 11 11	..
Do.	2,16,180	89,98,666	16,13,123	26,97,720	43,10,843	15,25,888	1,48,29,386	1917-18	..	13 9 4	1,55,80,061
Do.	2,84,963	1,07,46,333	16,84,068	29,77,602	46,11,670	18,16,181	1,73,74,184	1918-19	15 14 2	..
Do.	2,92,625	1,11,99,814	19,39,162	30,93,308	50,82,470	20,84,643	1,83,16,927	1919-20	16 9 2	..
Do.	2,95,541	1,17,68,705	21,33,991	32,31,036	54,65,028	23,09,465	2,01,43,197	1920-21	14 10 3	..
Do.	3,84,372	1,39,22,196	23,74,867	36,18,899	59,98,766	32,31,047	2,31,47,009	1921-22	1,176,014	16 15 3	..
@ $\frac{1}{2}$ %	4,75,604	1,61,95,379	26,47,245	48,48,252	74,95,497	30,62,897	2,67,53,463	1922-23	20 2 4	2,56,36,060
Do.	5,16,139	1,67,29,007	28,65,950	53,67,314	82,33,264	29,59,338	2,79,21,509	1923-24	21 1 2	..
Do.	5,69,137	1,79,92,651	32,16,328	57,60,371	89,96,699	32,25,771	3,02,16,121	1924-25	22 13 5	..
Do.	5,63,030	1,79,47,468	32,29,397	65,06,480	97,35,877	28,28,014	3,06,31,359	1925-26	23 5 9	..
Do.	5,83,106	1,79,19,995	32,45,007	73,73,602	1,06,18,600	35,97,093	3,21,33,697	1926-27	24 2 3	..
Do.	5,84,350	1,73,54,095	32,96,001	68,54,362	1,01,50,363	37,01,833	3,17,08,289	1927-28	23 9 10	3,18,09,765
Do.	5,72,933	1,77,35,658	32,10,243	64,18,696	96,28,330	41,68,891	3,15,33,388	1928-29	23 4 4	..
Do.	5,76,562	1,81,40,479	33,37,083	69,68,049	1,03,05,132	43,94,487	3,31,40,098	1929-30	24 3 1	..
Do.	5,87,877	1,81,97,148	32,28,684	64,42,981	96,71,665	41,77,859	3,20,46,672	1930-31	11,61,383	24 1 2	..
Do.	5,88,148	1,72,01,291	32,61,662	63,97,023	96,58,685	50,54,200	3,19,14,176	1931-32	23 2 0	..
Do.	5,48,757	1,62,83,794	30,78,239	63,86,907	94,65,146	42,53,441	3,00,02,331	1932-33	22 2 9	..

(*) Exclusive of the amount of interest realized on Sinking Funds which was hitherto treated as Income.

H. K. KIRPALANI,
Municipal Commissioner.

Appendix

Expenditure of the Bombay Municipality from the

Year.	General Superintendence.	Assessment and Collection.	Fire Brigade.	Public Works (Engineering) Department.	Public Health Department.	General Stores.	Pensions and Gratuities and Provident Fund.	Police Charges.	Education.	Medical Relief.	Debt.	
	Rs.	Rs.	Rs.	Rs.	Rs.	Rs.	Rs.	Rs.	Rs.	Rs.	Rs.	
1865	94,854	1,26,473	Not traceable.	31,53,722	8,15,914	Not traceable.	845	1,41,931	
1866	1,31,622	58,638		13,32,917	14,40,293		14,430	3,96,169	20,554
1867	61,337	71,521		17,38,626	14,25,221		2,580	4,25,428	73,960
1868	70,990	87,603	22,708	12,29,594	10,45,862	9,012	8,733	4,17,033	2,19,977	
1869	1,09,679	1,25,621	23,318	12,51,429	8,57,425	8,312	5,634	3,25,637	3,81,368	
1870	1,32,203	1,12,498	20,396	13,73,957	8,23,784	8,046	10,354	4,24,905	4,46,187	
1871	1,22,853	1,12,851	31,261	16,11,527	7,84,485	6,482	7,758	5,90,579	7,948	4,75,704	
1872	1,16,930	1,38,354	34,435	12,88,987	7,61,854	*	7,221	3,27,209	9,321	2,52,971	
1873	1,16,576	1,41,308	20,246	10,70,919	7,96,860	*	6,996	3,40,892	10,000	8,08,270	
1874	1,11,860	1,29,023	25,316	10,53,929	7,38,139	*	8,030	2,44,325	10,000	3,9,023	
1875	1,13,903	1,36,708	20,068	9,90,091	7,42,858	*	8,691	3,52,920	10,000	36,000	7,15,561	
1876	1,09,189	1,42,267	37,754	9,70,195	7,07,681	11,157	3,57,734	10,000	36,000	7,09,127	
1877	1,10,164	1,43,673	24,133	8,95,548	7,49,550	8,301	3,54,535	10,000	36,000	6,57,793	
1878	1,16,597	1,44,467	27,617	8,13,057	7,90,481	2,008	3,61,531	15,000	36,000	8,66,233	
1879	1,21,997	1,34,372	23,980	8,35,687	8,04,295	12,084	3,64,304	17,000	36,000	6,91,903	
1880	1,28,492	1,37,726	24,800	8,66,191	7,52,410	7,749	3,52,168	17,500	36,000	6,42,880	
1881	1,28,951	1,52,107	22,249	9,16,659	7,93,021	8,608	3,57,752	17,500	20,435	7,47,209	
For 15 months, i.e., from 1st January 1882 to 31st March 1883, the calendar												
1882-83	1,82,715	1,87,858	73,685	14,01,108	10,14,785	.. .	12,803	4,54,034	28,125	24,948	12,28,882	
1883-84	2,01,021	1,48,317	55,339	10,55,338	9,16,316	40,833	3,62,508	22,500	27,832	8,12,061	
1884-85	1,65,283	1,64,917	64,977	11,51,551	9,19,967	23,293	3,61,743	22,500	24,512	7,87,608	
1885-86	1,66,827	1,84,717	43,854	12,34,529	3,95,607	18,315	3,59,223	22,700	31,349	7,87,527	
1886-87	1,73,060	2,17,134	70,904	13,03,859	10,10,118	19,133	2,61,914	32,604	48,386	5,93,558	
1887-88	1,70,945	2,12,123	69,670	13,64,393	10,75,735	30,531	2,61,348	1,24,715	40,753	23,27,682	
1888-89	1,69,223	1,98,820	1,12,328	14,91,041	11,55,410	19,470	2,59,140	50,982	36,887	14,90,115	
1889-90	1,77,133	1,92,643	92,907	13,62,241	11,96,577	29,139	2,58,285	60,358	35,246	14,85,711	
1890-91	1,82,198	2,23,854	1,29,391	15,92,034	12,02,064	32,117	2,58,285	68,646	38,601	15,82,139	
1891-92	1,91,023	2,41,002	88,671	15,92,073	12,92,529	33,890	2,58,285	80,732	50,294	16,37,406	
1892-93	1,90,920	2,52,123	1,47,694	17,72,512	13,01,563	29,846	2,63,625	87,585	49,576	21,97,233	
1893-94	2,29,917	2,42,418	1,06,315	15,41,703	13,39,614	37,500	3,30,372	88,015	52,476	21,27,457	
1894-95	2,11,621	2,47,771	1,14,144	16,67,335	13,70,168	46,568	3,74,022	87,290	61,456	20,26,571	
1895-96	1,99,317	2,40,990	1,15,991	17,31,317	13,75,234	48,452	5,01,096	88,481	56,160	21,19,851	
1896-97	1,92,641	2,48,159	1,07,654	15,55,649	14,09,867	58,601	5,51,539	88,889	58,101	20,56,122	
1897-98	2,14,792	2,50,483	1,18,508	16,10,387	15,36,423	70,096	5,00,000	1,02,624	54,232	22,60,571	
1898-99	2,10,380	2,37,182	1,09,076	14,19,817	16,89,174	56,866	5,01,013	1,14,776	55,201	2,41,128	
1899-1900	1,97,642	2,72,850	1,17,038	16,01,898	20,30,444	66,034	5,00,000	1,11,990	54,997	23,40,269	

* Combined with Controller's Office.

No. 20.

year 1865 to the year 1932-33.

Contribution to the Bombay Improvement Trust.	Public Gardens.	Stores, Plant and Live Stock.	Municipal Building Fund.	Road Improvement Fund.	Investments Fund.	Plague Expenses.	Miscellaneous.	Total.	Year.	Five years' average annual expenditure.	
Rs.	Rs.	Rs.	Rs.	Rs.	Rs.	Rs.	Rs.	Rs.		Rs.	
....	5,10,250	1,17,346	49,69,333	1865	} 38,77,208	
....	82,059	1,25,340	36,01,322	1866		
....	2,70,545	1,49,423	42,16,346	1867		
....	8,33,723	87,775	34,77,058	1868		
....	43,665	31,31,853	1869		
....	23,416	33,92,185	1870		
....	53,213	38,04,661	1871		
....	27,278	(a) 1,57,833	31,15,888	1872		} 32,69,596
....	11,867	22,354	30,44,577	1873		
....	14,473	46,645	29,80,663	1874		} 31,85,669
....	18,282	(b) 1,19,851	32,65,037	1875		
....	21,638	47,696	31,60,438	1876		
....	20,221	55,559	30,36,535	1877		
....	21,190	71,103	32,70,324	1878		
....	17,709	51,791	31,11,123	1879		
....	26,768	44,321	30,87,992	1880		
....	19,463	..	2,50,000	(c) 3,52,635	37,98,872	1881		
year being changed to the financial year, the expenditure was:—										} 36,41,485	
....	25,999	50,000	19,000	89,740	47,63,632	1882-83		
....	20,283	30,000	83,934	37,15,812	1883-84		
....	22,738	801	(d) 2,11,150	38,81,020	1884-85		
....	23,864	99,199	98,226	40,66,940	1885-86		
....	38,326	49,779	87,562	41,73,302	1886-87		
....	42,123	50,221	89,436	58,12,690	1887-88		} 48,59,951
....	48,939	55,877	(e) 1,12,316	52,01,258	1888-89		
....	65,153	24,489	8,000	58,553	50,42,405	1889-90		
....	87,806	38,907	3,113	(f) 1,85,807	56,84,861	1890-91		
....	77,225	27,905	3,274	2,07,780	67,92,073	1891-92		
....	96,964	3,386	52,565	65,45,512	1892-93	} 42,69,972	
....	(f) 2,80,463	5,64,972	23,321	69,83,928	1893-94		
....	93,969	44,086	28,486	69,72,486	1894-95		
....	64,028	1,46,180	16,519	67,02,516	1895-96		
....	60,313	1,42,601	4,37,055	35,603	70,04,743	1896-97		
....	71,447	36,478	5,00,000	1,20,712	74,96,969	1897-98	} 71,87,147	
....	74,959	87,425	-5,00,000	(g) { 8,12,546 19,673	73,39,028	1898-99		
....	75,250	85,316	-43,694	32,385	73,92,480	1899-1900		

(a) Includes write-off of loss in stores of Rs. 1,45,992.

(b) Includes Rs. 50,000 for visit of H. R. H. the Prince of Wales.

(c) Includes special adjustment of Rs. 3,24,927 for arranging the different loan fund.

(d) Includes loss of Rs. 1,84,774 on the sale of the Panvel Brick Factory.

(e) Includes Rs. 62,043 for loss on sale of investments.

(f) Includes Rs. 1,94,565 for land acquired.

(g) Write-off on account of frontage lands at Agripada.

Appendix

Year.	General Superintendence.	Assessment and Collection.	Fire Brigade.	Public Works (Engineering) Department.	Public Health Department.	General Stores.	Pensions and Gratitudes and Provident Fund.	Police Charges.	Education.	Medical Relief.	Debt.
	Rs.	Rs.	Rs.	Rs.	Rs.	Rs.	Rs.	Rs.	Rs.	Rs.	Rs.
1900-01	2,28,044	3,26,719	1,18,639	17,61,178	21,68,479	75,929	5,02,455	1,11,880	58,977	25,08,811
1901-02	2,13,036	2,94,064	1,31,723	15,71,437	20,07,064	6,440	5,00,032	1,12,518	57,000	26,56,565
1902-03	2,16,767	2,92,939	1,10,182	15,90,956	20,05,939	68,852	5,97,504	1,10,474	56,290	27,11,361
1903-04	2,34,069	2,99,459	1,24,119	16,65,761	19,79,374	57,487	5,00,881	1,12,856	54,625	29,16,567
1904-05	2,29,315	3,18,017	1,34,292	18,81,039	18,46,402	18,904	74,334	5,01,076	1,59,763	57,000	28,93,668
1905-06	2,45,603	3,24,580	1,23,986	19,54,844	19,91,160	19,269	71,778	5,00,000	1,61,420	57,608	29,82,971
1906-07	3,06,306	3,24,381	1,28,015	19,89,665	21,46,791	27,369	75,303	5,01,869	1,55,815	56,218	31,77,715
1907-08	2,59,564	3,66,403	1,69,574	21,17,200	22,87,708	31,925	74,995	1,38,450	2,65,850	3,50,151	32,20,943
1908-09	2,71,046	3,73,684	1,71,929	23,92,891	24,34,002	29,436	65,023	2,76,685	4,64,636	32,98,247
1909-10	3,09,102	3,69,460	1,66,963	23,86,781	23,64,080	80,859	69,817	2,93,256	4,62,579	33,77,184
1910-11	3,89,088	3,85,546	1,88,067	24,16,392	21,03,537	31,083	84,284	4,17,124	4,64,416	36,07,569
1911-12	2,93,600	3,75,204	1,79,978	24,87,700	21,30,626	33,054	86,701	4,20,311	4,72,858	37,14,629
1912-13	3,14,625	4,40,506	3,27,304	25,52,034	23,15,541	34,069	66,913	4,18,511	4,46,160	38,43,897
1913-14	3,11,659	4,41,694	1,66,104	29,41,742	23,09,128	35,094	1,07,499	4,85,265	4,41,640	34,34,280
1914-15	3,13,576	4,16,898	1,95,577	30,02,430	23,18,264	36,771	1,11,204	5,03,324	4,39,260	37,82,252
1915-16	3,19,660	4,51,638	1,92,455	30,13,184	23,93,411	33,277	1,16,167	5,43,946	4,37,610	39,34,821
1916-17	3,39,014	4,93,398	1,92,598	31,61,770	25,33,855	40,538	1,46,580	5,91,673	4,35,960	44,11,104
1917-18	3,60,132	5,33,526	2,22,212	32,75,695	25,52,833	44,085	1,75,960	7,31,595	4,86,570	41,96,164
1918-19	3,78,723	5,29,127	2,57,944	39,46,954	31,27,671	46,829	1,64,955	9,27,207	4,89,328	44,10,260
1919-20	4,18,182	5,21,773	2,82,962	43,15,060	36,23,038	46,227	1,38,988	13,32,793	4,61,563	49,05,114
1920-21	4,18,630	5,87,191	3,20,709	49,52,268	39,59,741	60,316	2,18,660	16,87,813	4,86,216	46,26,785
1921-22	4,86,442	6,18,675	3,94,334	1,01,86,772	47,69,943	76,404	(a)	20,39,048	9,01,571	(a)
1922-23	4,81,031	6,56,432	4,02,892	1,27,64,437	48,93,512	80,079	(a)	22,72,762	9,63,038	(a)
1923-24	4,90,767	6,88,833	3,79,944	58,66,567	47,27,050	85,356	3,62,363	25,08,852	8,96,582	1,00,90,946
1924-25	5,04,317	7,04,573	3,40,488	59,80,651	46,60,460	76,167	4,04,919	25,82,656	9,03,884	1,08,14,669
1925-26	5,82,711	6,90,166	3,51,624	63,91,221	41,97,577	78,713	4,72,654	27,92,373	9,81,956	1,08,83,980
1926-27	5,34,507	7,09,867	3,27,018	62,80,276	41,56,288	70,565	4,88,346	31,13,302	14,44,718	1,08,41,061
1927-28	5,36,542	6,94,727	3,16,612	64,95,145	41,63,376	75,421	5,81,223	30,55,361	15,86,687	1,12,69,224
1928-29	5,40,173	5,61,208	3,35,320	55,13,018	41,28,598	63,565	6,53,287	29,47,784	16,27,649	1,21,36,185
1929-30	4,71,487	5,91,474	3,64,367	55,31,919	40,74,206	66,157	6,83,457	31,10,455	16,90,793	1,80,34,567
1930-31	4,58,414	5,10,305	3,37,520	61,49,678	35,78,522	68,384	7,26,679	29,97,740	18,23,641	1,29,85,715
1931-32	4,44,031	4,86,855	3,13,432	57,46,117	32,51,075	64,978	7,78,661	31,20,478	17,40,480	1,32,51,618
1932-33	3,85,083	4,66,482	3,02,499	55,88,550	31,25,898	62,292	8,16,812	32,45,592	17,13,017	1,33,63,226

† Inclusive of Rs. 4,58,641 on account of Markets and Slaughter Houses and Rs. 26,147 on account of Census.

V. V. SHALIGRAM,
Ag. Chief Accountant.

No. 20—concluded.

Contribution to the Bombay Improvement Trust.	Public Gardens.	Stores, Plant and Live Stock.	Municipal Building Fund.	Loan works Establishment.	Investments Fund.	Plague Expenses.	Miscellaneous.	Total.	Year.	Five years' average annual expenditure.
Rs.	Rs.	Rs.	Rs.	Rs.	Rs.	Rs.	Rs.	Rs.		
4,74,605	89,870	58,400	—922	1,86,444	85,84,058	1900-01	} 84,57,384
4,81,000	57,658	59,259	39,695	82,36,458	1901-02	
3,00,000	88,874	58,136	75,134	84,53,398	1902-03	
3,50,900	67,422	32,265	84,006	84,31,390	1903-04	} 1,02,92,321
2,50,000	66,092	35,358	1,81,920	87,512	85,91,618	1904-05	
2,50,500	64,751	39,377	2,24,538	(h) 3,62,359	93,74,342	1905-06	
3,00,000	64,735	39,626	2,43,044	18,945	95,20,790	1906-07	} 1,17,90,028
2,66,981	75,158	44,445	1,95,517	1,30,930	1,91,89,201	1907-08	
4,50,000	92,905	47,843	2,23,328	37,952	1,06,30,126	1908-09	
7,80,000	98,984	1,31,917	2,00,915	(i) 3,63,173	1,13,97,050	1909-10	} 1,43,28,094
8,35,000	91,210	49,473	1,87,234	1,81,399	1,12,81,872	1910-11	
9,85,000	76,091	57,633	1,55,903	1,25,374	(j) 1,14,84,862	1911-12	
9,23,000	83,982	10,000	1,47,763	2,25,882	(k) 1,16,81,587	1912-13	} 1,55,67,168
9,23,993	91,633	10,000	1,24,682	2,16,193	(l) 1,20,48,926	1913-14	
9,76,938	92,295	10,000	1,37,633	1,59,869	(m) 1,24,53,191	1914-15	
10,17,420	89,738	10,000	1,22,912	(n) 1,24,031	1,28,03,870	1915-16	} 3,12,89,455
11,51,289	90,490	(p) 3,08,135	1,39,958	(o) 2,37,730	1,42,14,292	1916-17	
10,98,118	81,535	(q) 81,399	1,32,160	3,99,492	1,42,61,391	1917-18	
11,52,687	93,085	(q) 17,320	1,26,508	13,38,060	1,70,26,649	1918-19	} 1,85,28,094
15,19,780	97,183	(q) 20,922	1,18,404	10,57,511	1,83,09,377	1919-20	
15,71,248	1,28,196	(r) 1,69,813	1,24,591	8,95,154	2,02,02,301	1920-21	
15,70,574	2,24,268	2,68,427	1,16,888	8,95,638	2,24,64,954	1921-22	} 1,55,67,168
17,85,007	2,84,769	8,18,853	1,30,689	11,77,228	2,61,61,439	1922-23	
19,07,355	1,59,187	70,044	1,12,380	7,16,398	2,89,50,053	1923-24	
20,23,974	1,62,449	1,03,848	7,98,144	3,00,57,096	1924-25	} 3,12,89,455
22,28,470	1,63,147	91,674	6,83,364	3,40,37,636	1925-26	
22,39,225	1,86,412	26,011	74,216	6,70,844	3,01,62,656	1926-27	
23,11,031	1,67,067	4,31,527	84,089	6,57,843	3,14,45,875	1927-28	} 1,55,67,168
23,02,180	1,76,614	3,75,910	72,894	(u) 13,16,393	3,27,50,278	1928-29	
22,92,678	1,76,841	2,47,292	76,836	5,88,300	3,30,00,820	1929-30	
23,10,873	1,88,454	64,490	4,46,937	3,26,47,552	1930-31	} 1,55,67,168
23,54,568	1,73,268	66,626	5,36,542	3,23,23,729	1931-32	
23,52,242	1,57,884	65,982	5,33,558	3,21,69,117	1932-33	

(h) Includes contribution of Rs. 3,00,000 towards celebrating the visit of H. R. H. the Prince and Princess of Wales.

(i) Includes charges for Grain Compensation and Local Allowances and the loss sustained in the sale of unserviceable stores written off.

(j) Excludes Rs. 5,00,000 transferred from revenue for writing off a portion of the Plague expenditure advanced from Loan Funds.

(k) Excludes Rs. 8,10,053 transferred from revenue for writing off a portion of the Plague expenditure advanced from Loan Funds as well as the amount of investments of interest realized on Sinking and Special Funds.

(l) Excludes Rs. 1,00,000 transferred from revenue for writing off the balance of the Plague expenditure advanced from Loan Funds as well as the amount of investment of interest realized on Sinking and Special Funds.

(m) Excludes Rs. 35,455 being the write-off of the proportionate cost (paid out of Loan Funds) of the Halalkhora Chawl at Vincent Road sold to the City Improvement Trust as well as the amount of investment interest realized on Sinking and Special Funds.

(n) Includes Rs. 25,000 being the contribution towards the cost of cadastral survey of the town and island of Bombay.

(o) This includes Rs. 1,20,312 on account of discount on the conversion of 8 per cent. or 8½ per cent. Government Paper into 4 per cent. conversion loan of 1915-17.

(p) This includes Rs. 2,98,135 being the amount of investment on account of sale-proceeds of Municipal lands into Municipal Land and Building Fund.

(q) This includes Rs. 41,399, Rs. 7,330 and Rs. 10,982 being the amount of investment on account of sale-proceeds of Municipal Lands into Municipal Land and Building Fund.

(r) This includes Rs. 1,59,813 do. do. do. As the Expenditure on Pensions and gratuities, &c., and Municipal Debt is allocated according to different service heads, no expenditure appears under these heads.

(t) This includes Rs. 2,53,427 on account of sale-proceeds of Municipal land to be transferred to Land and Building Fund.

(u) Includes Rs. 7,00,000 being the contribution for Bal Jeral Wadia Hospital for children.

H. K. KIRPALANI,
Municipal Commissioner.

Appendix No. 21.
CONTRASTED STATEMENT OF INCOME AND EXPENDITURE OF THE
BOMBAY MUNICIPALITY FROM 1865 TO 1932-33.

YEAR.	Income.	Expenditure.	DIFFERENCE.	
			Surplus.	Deficit.
	Rs.	Rs.	Rs.	Rs.
1865	23,63,787	49,59,333	25,95,546
1866	29,14,672	36,01,922	6,87,250
1867	30,40,524	42,16,346	11,75,822
1868	38,52,674	34,77,058	3,75,616
1869	33,93,226	31,31,358	2,61,868
1870	33,07,749	33,92,185	84,436
1871	28,71,160	38,04,661	9,33,501
1872	30,43,331	31,15,888	67,557
1873	33,24,108	30,44,577	2,79,531
1874	29,81,322	29,90,663	9,341
1875	31,43,526	32,65,027	1,21,501
1876	31,77,723	31,60,438	17,285
1877	32,41,452	30,36,535	2,04,917
1878	31,45,153	32,70,224	1,25,071
1879	33,41,174	31,11,122	2,30,052
1880	32,51,870	30,57,992	1,93,878
1881	38,73,694	37,98,872	74,822
1-1-1882 to 31-3-1883...	46,12,240	47,53,632	1,41,392
1883-1884	37,37,272	37,15,812	21,460
1884-1885	42,13,868	38,81,020	3,32,848
1885-1886	44,73,973	40,66,940	4,07,033
1886-1887	49,01,814	41,76,362	7,25,452
1887-1888	51,66,530	58,12,690	6,46,160
1888-1889	49,66,193	62,01,258	2,35,065
1889-1890	53,42,169	50,42,405	2,99,764
1890-1891	61,65,901	56,84,861	4,81,040
1891-1892	62,33,183	57,82,073	4,51,110
1892-1893	66,72,943	65,45,512	1,27,431
1893-1894	67,62,695	69,63,928	2,01,233
1894-1895	65,39,372	63,73,486	1,65,886
1895-1896	67,61,710	67,02,516	59,194
1896-1897	62,08,978	70,04,743	7,95,765
1897-1898	71,45,560	74,96,969	3,51,409
1898-1899	71,61,911	73,39,026	1,77,115
1899-1900	88,29,817	73,92,480	14,37,337
1900-1901	84,02,848	85,84,058	1,81,210
1901-1902	77,66,729	82,26,458	4,59,729
1902-1903	81,75,688	84,53,398	2,77,710
1903-1904	84,82,625	84,31,390	51,235
1904-1905	93,36,111	85,91,618	7,14,493
1905-1906	90,92,539	93,74,242	2,81,703
1906-1907	96,48,501	95,20,790	1,27,711
1907-1908	98,89,324	1,01,89,201	2,99,877
1908-1909	1,02,86,048	1,06,30,126	3,44,078
1909-1910	1,12,13,864	1,13,97,050	1,83,186
1910-1911	1,21,96,149	1,12,81,872	9,14,277
1911-1912	1,26,55,789	* 1,14,84,562	11,71,227
1912-1913	1,27,41,589	(a) 1,16,81,587	10,60,002
1913-1914	1,28,76,501	(b) 1,20,48,926	8,27,575
1914-1915	1,24,13,366	(c) 1,24,53,191	39,825
1915-1916	1,38,31,070	1,28,03,870	10,27,200
1916-1917	1,40,48,739	1,42,14,292	1,65,553
1917-1918	1,48,29,356	1,42,61,391	5,67,995
1918-1919	1,73,74,184	1,70,26,648	3,47,536
1919-1920	1,83,16,927	1,83,09,277	7,650
1920-1921	2,01,43,197	2,02,02,301	59,104
1921-1922	2,31,47,009	2,24,64,954	6,82,055
1922-1923	2,67,53,463	2,61,61,439	5,92,024
1923-1924	2,79,21,509	2,89,50,053	10,28,544
1924-1925	3,02,15,121	3,00,57,096	1,58,025
1925-1926	3,05,31,359	2,90,87,636	14,43,723
1926-1927	3,21,35,697	3,01,62,656	19,73,041
1927-1928	3,17,08,288	3,14,45,875	2,62,413
1928-1929	3,15,33,383	3,27,50,278	12,16,895
1929-1930	3,31,40,098	3,30,00,829	1,39,269
1930-1931	3,20,46,672	3,26,47,552	6,00,880
1931-1932	3,19,14,176	3,23,28,729	4,14,553
1932-1933	3,00,02,381	3,21,69,117	21,66,736

* This is exclusive of Rs. 5,00,000 utilized towards writing off a portion of the Plague expenditure.

(a) Do. " 3,10,052-7-4 do.

(b) Do. " 1,00,000 do.

(c) This is exclusive of Rs. 25,455 being the write-off of the proportionate cost (paid out of Loan Funds) of the Halakhore chawls at Vincent Road sold to the City Improvement Trust.

V. V. SHALIGRAM,

Ag. Chief Accountant.

H. K. KIRPALANI,

Municipal Commissioner.

REVENUE.

No. MC/82 of 28th July 1933.

To

THE MUNICIPAL COMMISSIONER

FOR THE CITY OF BOMBAY.

SIR,

I have the honour to submit my Annual Report on the working of the Assessment and Collection Department during the year 1932-33.

Mr. N. S. Kowshik, Assessor and Collector, continued in charge of the Department from 1st April 1932 to 31st March 1933.

Rates of Taxation.—

The rates of taxation levied on lands and buildings in the City were the same as in the preceding year; namely, General Tax including Fire Tax at 11½ per cent., Water Tax at 3½ per cent. and Halalkhor Tax at 3 per cent. The rates levied for the supply of water by meter measurement to different classes of properties continued the same as in the preceding year.

Property Taxes.—

The total number of properties standing in the Assessment Book on 31st March 1933 was 47,255, classified as under:—

Buildings	36,988
Salt Pans	68
Lands, including tanks, wells, etc.	10,199
Total								47,255

as against 46,554 on 31st March 1932. Of this number, 36,872 were assessed to General Tax, 1,556 were exempted from it under Section 143 (1) (a) and (b) of the Municipal Act and 7,161 were not taxed, being small plots of waste land, etc. These last do not include lands belonging to Government, or the City Improvement Trust, or the Port Trust or the Railways which are separately assessed. The number of Municipal properties exempted from General Tax during the year was 1,666.

Buildings newly erected, demolished and enlarged in 1932-33 numbered 731, 672 and 604 respectively, the corresponding figures for the year 1931-32 being 911, 670 and 468.

	Rs.		
Gross value on 1st April 1932	14,43,79,994
Rateable value on 1st April 1932	12,99,56,103
Gross value on 31st March 1933	14,41,33,933
Rateable value on 31st March 1933	12,97,33,261
	Rs.	a. p.	Rs. a. p.
Demand.—			
For 1932-33	2,30,75,910	15 0	
Add—			
Demand outstanding on the 1st April 1932 on account of previous years	47,88,685	13 2	
Demand issued during the year on account of previous years	3,45,173	1 0	
Balance of Government contribution due in lieu of General Tax under Section 144 (3) of the Act for 1931-32	5,18,023	1 0	
Balance of the supplementary claim in respect of such contribution on account of material variation in the number or extent of Government properties during the quinquennium 1924-29	143	2 8	
Total demand	2,87,27,936	0 10	

<i>Deduct—</i>	Rs.	a.	p.	Rs.	a.	p.
Amount of bills for previous years recalled and cancelled ..	14,01,678	9	0			
Amount of Drawback allowed ..	3,63,647	0	0			
				17,65,325	9	0
				Total Net demand .. 2,69,62,610 7 10.		

The total number of bills issued was 75,901, of which 73,294 were for 1932-33, and 2,607 for previous years.

<i>Collection.—</i>	Rs.	a.	p.	Rs.	a.	p.
Property taxes due for 1932-33	1,93,97,251	14	0			
Balance of Government contribution for 1931-32 ..	5,18,023	1	0			
Balance of the supplementary claim on account of Government contribution relating to the quinquennium 1924-1929	143	2	8			
Port Trust contribution for 1932-33	11,04,091	0	0			
	Total ..			2,10,19,509	1	8

Add—

Amount of bills for previous years collected ..	34,32,899	7	2			
	Total collection ..			2,44,52,408	8	10.

Outstandings.—

	Rs.	a.	p.	Rs.	a.	p.
On account of demands issued in respect of 1932-33.	16,66,719	5	0			
On account of demands issued in respect of previous years	2,99,280	14	0			
Government contribution for 1932-33	5,44,201	12	0			
	Total amount outstanding on 1st April 1933 ..			25,10,201	15	0.

Tax on Vehicles and Animals.—

The following are the particulars of vehicles and animals taxed during the year (exclusive of those taxed under the Public Land Conveyances Act) :—

	No.
4-wheeled vehicles drawn by animals	609
2-wheeled vehicles drawn by animals	641
Hand carts	1,448
Motor cars and lorries	6,385
Motor cycles	171
Motor cycles with side cars	96
Horses (including those in commission stables)	1,546
Ponies	35
Bullocks	1,124
Buffaloes and Donkeys	7

	Rs.	a.	p.	Rs.	a.	p.
Demand.—						
For 1932-33	7,24,329	8	0			
Demand outstanding on 1st April 1932 on account of previous years	69,121	12	0			
Demand issued during the year on account of previous years	16,345	15	0			
Total demand ..	8,09,797	3	0			
Deduct—						
Amount of bills for previous years recalled and cancelled.. .. .	15,572	8	0			
Total net demand ..				7,94,224	11	0

The total number of bills for tax on vehicles and animals issued was 27,287, of which 26,483 were for 1932-33 and 804 for previous years.

	Rs.	a.	p.	Rs.	a.	p.
Collection.—						
Due for 1932-33	6,72,377	10	0			
Due for previous years	59,673	4	0			
Total amount of the tax collected ..				7,32,050	14	0

	Rs.	a.	p.	Rs.	a.	p.
Outstandings.—						
On account of demands issued in respect of 1932-33	51,951	14	0			
On account of demands issued in respect of previous years	10,221	15	0			
Total amount outstanding on 1st April 1933 ..				62,173	13	0
	Rs.	a.	p.	Rs.	a.	p.

Total Demand, Collection and Outstandings of all Taxes.—

Total net Demand	{	Property Tax	2,69,62,610	7	10
		Vehicle and Animal Tax.	7,94,224	11	0
		Total Net Demand ..	2,77,56,835	2	10
Total Amount Collected ..	{	Property Tax	2,44,52,408	8	10
		Vehicle and Animal Tax.	7,32,050	14	0
		Total amount collected ..	2,51,84,459	6	10
Total amount Outstanding on 31st March 1933.	{	Property Tax	25,10,201	15	0
		Vehicle and Animal Tax.	62,173	13	0
		Total amount outstanding ..	25,72,375	12	0

Thus the total outstanding on 31st March 1933 was Rs. 25,72,375-12-0, which stood reduced on 30th June 1933 to Rs. 12,09,830-10-9 only, Rs. 13,16,490-2-7 having in the meanwhile been collected and bills amounting to Rs. 46,054-14-8 recalled and cancelled.

Comparison with Previous Years.—

The net demand for, and outstandings at the close of the year under report are compared below with those at the close of the preceding two years :—

Year.	Total net demand.	Outstanding on 31st March.	
1932-33 ..	Rs. 2,77,56,835	Rs. 25,72,375	
1931-32 ..	„ 2,79,05,121	„ 53,75,830	} These abnormal outstandings were due to assessments of Mills being under dispute.
1930-31 ..	„ 2,73,68,007	„ 33,65,802	

On 1st April 1933 the gross assessment was Rs. 14,24,83,887 against Rs. 14,43,79,994 on 1st April 1932.

Collection—Estimated and Actual.—

The amount collected during the year under report was Rs. 2,51,84,459-6-10 and therefore more by Rs. 26,55,168-6-3 than that collected during 1931-32. The total estimated collection budgetted for 1932-33 was Rs. 2,44,77,000-0-0, but the amount collected was more by Rs. 7,07,459-6-10 as under :—

Taxes.	Budget Estimate.	Collections including adjustments.	Difference.
	Rs.	Rs. a. p.	Rs. a. p.
General Tax including Fire Tax	1,39,52,500	1,45,06,505 1 4	more 5,54,005 1 4
Water Tax	23,65,000	63,35,340 7 10	less 29,659 8 2
Halalkhor Tax	34,09,500	36,10,562 15 8	more 2,01,062 15 8
Tax on Vehicles and Animals	7,50,000	7,32,050 14 0	less 17,949 2 0
Total ..	2,44,77,000	2,51,84,459 6 10	more 7,07,459 6 10

The following statements of comparative figures for 1932-33 and 1931-32 are appended :—

Statement A—Rateable value ; Statement B—General Tax ; Statement C—Water Tax ; Statement D—Halalkhor Tax ; Statement E—Total demand, collection and outstandings in respect of all Taxes.

Miscellaneous Receipts.—Miscellaneous receipts realised from Notices of Demand, Distress Warrants, Battaki Fees, Inspection Fees and other items amounted to Rs. 7,355-6-3 against Rs. 7,125-8-3 in the preceding year.

Meter Hire.—Receipts from Meter Hire amounted to Rs. 62,269-8-0 against Rs. 60,577-8-0 for the previous year ; Rs. 2,961-4-0 remained uncollected at the close of the year.

Street Number Plates.—The balance in respect of Street Number Plate bills outstanding on 31st March 1932 was Rs. 43-12-0, of which Rs. 17-8-0 were collected during the year. Bills for Rs. 7 were cancelled, leaving a balance of Rs. 19-4-0 outstanding on 31st March 1933. This amount is included in the suits filed for property taxes in respect of the properties concerned.

Exemptions.—The amount of exemption allowed in respect of General Tax on properties entitled to such exemption under Sections 143 (1) (a) and (b), 144 (3) and 145 (3) was Rs. 9,46,358-15-0 against Rs. 9,44,726-8-0 for 1931-32. The remissions of 15 per cent. allowed on account of trade depression in the matter of General and Halalkhor Taxes payable by the Mills amounted to Rs. 1,63,800 and Rs. 42,731 respectively for the year under report.

Drawback.—The total number of claims for one-fifth drawback received during the year was 9,746 against 10,357 in the preceding year, and the remission allowed on account of it was Rs. 3,63,647 against Rs. 4,12,100-14-0 in the preceding year.

Refund.—4,774 certificates for amounts as under were issued during the year under report for refund of taxes for that year and for previous years :—

	Rs.	a.	p.
General Tax	6,87,321	11	0
Water Tax on rateable value	44,550	8	9
Charges for water supplied by Meter Measurement ..	469	3	0
Compounded Water Tax	19	8	0
Halalkhor Tax on value	2,14,960	5	0
Special Halalkhor Tax	88	12	0
Tax on Vehicles and Animals	731	5	0
Meter Hire	79	7	0
Notice Fees, &c.		
Total ..	Rs. 9,48,220	11	9 *

Complaints and Appeals against Valuations.—There were 813 complaints under Section 167 of the Act against assessments amounting to Rs. 39,96,586 gross, fixed during the currency of the year; and 7,553 complaints under Section 163 against original assessments amounting to Rs. 3,88,63,805 gross. The assessment was on investigation of the complaints, reduced to Rs. 35,07,484 and Rs. 3,61,74,605 the reduction amounting to Rs. 4,89,102 and Rs. 26,89,200, giving a percentage of 12.23 and 6.91 respectively.

There were 125 appeals to the Chief Judge, Small Causes Court, during the year under report. Of these, 1 was against drawback disallowed and 124 against valuations under Section 162 (2) of the Municipal Act. Of these, 92 appeals were settled out of Court, 2 were dismissed, 18 were decided by the Court, 2 were withdrawn and 11 were pending at the close of the year.

Riot Tax.—During the year under report the department was, under the Bombay Police Act, 1902, again called upon to do the work of preparing and collecting bills for Additional General (Riot) Tax to compensate claimants for loss, damage, death or grievous hurt caused by rioters. This additional work involved the issue of 25,292 bills for Rs. 7,76,802-7-0; bills amounting to Rs. 2,53,625-10-0 were recovered during the year under report, leaving a balance of Rs. 5,23,176-13-0 outstanding on 31st March 1933 as under :—

Particulars.	Chief Presidency Magistrate's order dated.	Amount awarded.	Issue.		Collection.		Outstanding.				
			No. of bills issued.	Amount.	No. of bills.	Amount.	No. of bills.	Amount.			
Riot Tax No. V : Communal Riots of 1929.	29-7-1932	Rs. 7,54,710	20895	Rs. 7,55,147	1 0	8164	Rs. 2,50,636	6 0	12731	Rs. 5,04,510	11 0
Riot Tax No. VI : Bhandi Bazar Riots of 1930.	2-8-1932	10,877	1788	11,060	1 0	342	1,321	12 0	1446	9,738	5 0
Riot Tax No. VII : Kalbadevi Riots of 1930.	Do.	10,000	2609	10,595	5 0	557	1,667	8 0	2052	8,927	13 0
Riot Tax No. VIII : Mogal-Mahmedan Riots of 1931.	Do.	11,232	(bills in connection with this riot-tax were issued in 1933-34)								
Riot Tax : Burning of Police Chowkies at C. P. Tank Road and Kumbharwada.	Do.	581	(bills not issued.)†								
Total ...		7,87,400	25292	7,76,803	7 0	9063	2,53,625	10 0	16229	5,23,176	13 0

The work of collecting these riot tax bills has hampered and is still hampering seriously the work of collecting Municipal taxes. As Government have refused to relieve the Municipality of this work, they have been requested to amend the City of Bombay Police Act so as to remove certain anomalies and difficulties in the matter of collecting this tax, *vide* Mayor's letter No. 3388, dated 24th July 1933.

Note.*—The amount of refund Rs. 9,48,220-11-9 includes the refund of Rs. 6,87,626-8-0 (Rs. 5,26,551-5-0 for General Tax and Rs. 1,61,075-3-0 for Halalkhor Tax) allowed to the Mills (Textile) for the years 1929-30, 1930-31, 1931-32 as well as for the year under report on account of over-collection and closure.

† In connection with the last Riot Tax (Burning of Police chowkies), it was represented to Government that the amount awarded, *viz.*, Rs. 581, was so small as to render it impracticable to distribute it in proportion to the Assessment of properties in C Warl, against which this levy was made. Government agreed and advised the Chief Presidency Magistrate to withdraw the said Order which he did.

(I) *Outstandings.*

The outstandings at the end of the year under report amounted to Rs. 25,72,375-12-0 as under against Rs. 53,75,830-10-2 for the year 1931-32.

Particulars.	Amount outstanding on 31st March 1933.		
	Rs.	a.	p.
(1) Government Contribution (General Tax—balance for 1932-33 under Section 144)	5,44,201	12	0
(2) Government (Water and Halalkhor Taxes)	25,482	3	0
(3) City Improvement Trust	1,13,810	14	0
(4) G. I. P. Railway	4,47,976	1	0
(5) B. B. & C. I. Railway Co.	25,747	13	0
(6) Mills (Textile)	1,36,808	8	0
(7) Other rate-payers	12,78,348	9	0
Total Rs. ..	25,72,375	12	0

(1) Government paid in arrear their contribution of Rs. 5,44,201-12-0 in April 1933.

(3) The City Improvement Trust have paid Rs. 82,011-12-0 up to 1st July 1933.

(4-5) G. I. P. and B. B. & C. I. Railways.—The assessment of Railway properties (lands and buildings), which was not revised for several years, has been recently revised and the Railway authorities have complained against the revised valuations. As in certain cases the revision has been given effect to from 1st April 1932, the G. I. P. Railway has withheld payment of bills to the extent of Rs. 4,47,976-1-0 shown as outstanding on 31st March 1933.

As according to rating authorities, the valuation based on capital value (the Contractor's Test or Theory) represents a *net* reasonable return on the capital outlay, and should be taken as the net or rateable value and not as the gross value, the Municipal Commissioner's sanction was obtained under No. IR-712, dated 12th December 1932, to treat the gross valuations of Railway properties based on the contractor's test as net valuations with effect from 1st April 1933. The effect of this proposal will be an increase of Rs. 5,22,025 in the rateable values of the Railways. The question of payment of a lump sum in lieu of water and halalkhor taxes in respect of the G. I. P. Railway properties is still under consideration.

(6) The concession made to the mills on account of continued trade depression in the year under report was a remission of 15 per cent. as allowed by the Arbitrators for the preceding year and meant a loss to the Municipality of Rs. 2,06,531 by way of General and Halalkhor Taxes, compared with the amount payable on the normal rateable value fixed in the Award.

The mills have for the most part paid all their taxes (including arrears) up to 31st March 1933 and the balance due by them on 1st July 1933 stood reduced to Rs. 39,200 of which the Assur Virji Mills alone owe Rs. 25,939 for the recovery of which as well of bills that may become due, the Standing Committee have approved of a suit being filed. (Resolution No. 2531, dated the 28th June 1933). The remaining amount (Rs. 39,200 — Rs. 25,939) Rs. 13,261 is under recovery.

(7) Other Rate-payers.—The balance of Rs. 12,78,348-9-0 outstanding against other rate-payers consists of Rs. 10,51,558 due by individual rate-payers and the balance of Rs. 2,26,790 is recoverable partly from the Official Assignee and the Court Receiver and partly after decision in suits already filed and proposed to be filed.

The Bombay Port Trust.—The question of assessment of vacant lands belonging to the Bombay Port Trust is nearing settlement.

(II) *Refund and Drawback.*

The question relating to the substitution of a single system of rebate for the existing dual system of refund and drawback is still under the consideration of the Finance and Banking Sub-Committee of the Standing Committee.

(III) Wheel-Tax.

The income under this head is not quite satisfactory. It is a matter for satisfaction that Government have at last agreed to make the wheel-tax payable in advance instead of in arrear as at present (*vide* letter No. S-108-A, dated 3rd March 1933, from the Secretary to Government, General Department). The matter is under consideration.

The proposal to cancel the exemption enjoyed at present by Military Officers including Light Motor Patrols by amending Section 34 of the Auxiliary Force Act has been vetoed by Government. (Government letter No. 9679-2-E, dated 19th May 1932).

(IV) Defalcation.

There was unfortunately a case of defalcation in the Department during the year. One of the most senior Ward Inspectors of D Ward absconded on 29th March 1933 without accounting for Rs. 8,879-12-0. Of this amount he had collected Rs. 4,521 in cash on the last day. The matter was investigated and a detailed report submitted to the Municipal Commissioner in April last. The Deputy and Assistant Superintendents who were found slack in supervision and control were suitably dealt with. A formal complaint against the absconding Inspector has been lodged with the Police. The Indian Guarantee and Insurance Co., Ltd., who had stood security for the fidelity of the Inspector to the extent of Rs. 2,000, have been called upon to pay up the guaranteed sum.

(V) Savings.

Savings to the extent of Rs. 7,500 were effected by various expedients in the establishment and other grants. In addition, a saving of Rs. 200 per month in rent has been effected by the removal of the A Ward Office from the rented premises at Sukhadwala Building to the Municipal premises at Homji Street, Fort. The landlord of the C Ward Office at Thakurdwar was prevailed upon to further reduce the rent from Rs. 180 to Rs. 150 per month from 1st March 1933.

I cannot conclude this report without mentioning that in the year under report Mr. N. S. Kowshik (on leave at present) published a book entitled "Principles of Rating in England and India" with a Foreword by the Municipal Commissioner, which has been an invaluable guide to this Department.

I have the honour to be,

Sir,

Your most obedient servant,

S. N. THOSAR,
Acting Assessor and Collector.

STATEMENT "A."

Rateable Values.

Years.	Original Gross value.	Amount after disposal of complaints.		Amount of subsequent reduction by demolition, complaints, etc., during the year.	Gross value after deduction of subsequent reduction.	Subsequent enhancement by new buildings, enlargements and under-valuation, etc., during the year.	Total Gross value.	Final difference over preceding year's Gross value.	Rateable value.	Classification of rateable value.			
		No. of complaints against the opening value.	Gross value after disposal of complaints.							Chargeable to General tax.	Exempted from General tax under Section 143 (1) (a) (b).	For which no bills for General tax are issued.	Total Rateable value.
1	2	3	4	5	6	7	8	9	10	11	12	13	14
	Rs.		Rs.	Rs.	Rs.	Rs.	Rs.	Rs.	Rs.	Rs.	Rs.	Rs.	Rs.
1931-32	15,12,44,949	11,522	14,48,96,393	20,41,183	14,28,55,210	36,13,250	14,64,68,460	35,45,923	13,18,35,939	12,36,23,002	81,95,807	17,130	13,18,35,939
1932-33	14,63,71,115	8,343	14,43,79,994	76,32,876	13,67,47,118	73,86,815	14,41,83,933	23,34,527	12,97,33,261	12,00,91,850	96,32,901	8,510	12,97,33,261

STATEMENT "B."

General Tax.

1931-32.		1932-33.	
1	Rs. a. p. 1,25,68,352 8 0	1	General Tax levied at 11½ per cent. from the Public, City Improvement Trust, Mills and Railways.
2	Rs. a. p. 5,44,201 12 0	2	Compounded sum payable by Government under Section 144 (8) of the Act.
3	Rs. a. p. 11,04,091 0 0	3	Compounded sum payable by the Port Trust under Section 145 (8) of the Act.
4	Rs. a. p. 1,42,16,645 4 0	4	Total of columns 1, 2 and 3.
5	Rs. a. p. 1,19,12,861 14 0	5	General Tax levied at 11½ per cent. from the Public, City Improvement Trust, Mills and Railways.
6	Rs. a. p. 5,44,201 12 0	6	Compounded sum payable by Government under Section 144 (8) of the Act.
7	Rs. a. p. 11,04,091 0 0	7	Compounded sum payable by the Port Trust under Section 145 (8) of the Act.
8	Rs. a. p. 1,85,61,154 10 0	8	Total of columns 5, 6 and 7.
9	Rs. a. p. Less— 6,55,490 10 0	9	Difference between columns 4 and 8.

STATEMENT "C."

Water Tax.

1931-32.		1932-33.	
1	Rs. a. p. 30,71,224 12 0	1	On rateable value @ 3½ per cent.
2	Rs. a. p. 67,179 10 0	2	Compounded Water Tax.
3	Rs. a. p. 32,41,469 1 0	3	By Meter Measurement.
4	Rs. a. p. 63,79,873 7 0	4	Total of columns 1, 2 and 3.
5	Rs. a. p. 30,27,171 13 0	5	On rateable value @ 3½ per cent.
6	Rs. a. p. 68,418 5 0	6	Compounded Water Tax.
7	Rs. a. p. 32,44,038 0 0	7	By Meter Measurement.
8	Rs. a. p. 63,39,628 2 0	8	Total of columns 5, 6 and 7.
9	Rs. a. p. Less— 40,245 5 0	9	Difference between columns 4 and 8.

STATEMENT "D."

Hallaikhor Tax.

1931-32.		1932-33.	
1	On rateable value at 3 per cent.	1	Rs. a. p. 32,52,389 9 0
2	On special service.	2	Rs. a. p. 1,28,625 11 0
3	Total of columns 1 and 2.	3	Rs. a. p. 0 33,81,015 4 0
4	On rateable value at 3 per cent.	4	Rs. a. p. 30,46,357 6 0
5	On special service.	5	Rs. a. p. 1,28,770 13 0
6	Total of columns 4 and 5.	6	Rs. a. p. 0 31,75,128 3 0
7	Difference between columns 3 and 6.	7	Rs. a. p. Less— 2,05,887 1 0

STATEMENT "E."

Total Demands, Collections and Outstandings including Wheel Tax.

Year.	Net demand issued.	Collections.	Outstandings.	REMARKS.																
1	2	3	4	5																
	Rs. a. p.	Rs. a. p.	Rs. a. p.																	
1931-32	2,79,05,121 10 9	2,25,29,291 0 7	53,75,830 10 2	<p>Outstandings—Rs. 53,75,830-10-2 includes Rs. 5,18,023-1-0 on account of Government Contribution in lieu of General Tax under Section 144 (3) of the Act for the year 1931-32.</p> <p>Collections—Rs. 2,25,29,291-0-7 includes amounts paid by Government on account of General Tax as under:—</p> <table style="margin-left: auto; margin-right: auto;"> <thead> <tr> <th></th> <th>Rs.</th> <th>a.</th> <th>p.</th> </tr> </thead> <tbody> <tr> <td>(1) Part Contribution for 1931-32 ..</td> <td>26,178</td> <td>11</td> <td>0</td> </tr> <tr> <td>(2) Part Contribution for 1930-31 ..</td> <td>5,18,023</td> <td>1</td> <td>0</td> </tr> <tr> <td>(3) Supplementary claim on account of variation of Award for the quinquennium 1924-29 ..</td> <td>31,632</td> <td>14</td> <td>6</td> </tr> </tbody> </table> <p style="text-align: center;">and Difference in General Tax for 1929-30 and 1930-31 from the Port Trust under Section 145 (3) of the Act on settlement of the Award for the quinquennium 1929-1934. 1,67,724 0 0</p>		Rs.	a.	p.	(1) Part Contribution for 1931-32 ..	26,178	11	0	(2) Part Contribution for 1930-31 ..	5,18,023	1	0	(3) Supplementary claim on account of variation of Award for the quinquennium 1924-29 ..	31,632	14	6
	Rs.	a.	p.																	
(1) Part Contribution for 1931-32 ..	26,178	11	0																	
(2) Part Contribution for 1930-31 ..	5,18,023	1	0																	
(3) Supplementary claim on account of variation of Award for the quinquennium 1924-29 ..	31,632	14	6																	
1932-33	2,77,56,835 2 10	2,51,84,459 6 10	25,72,375 12 0	<p>Outstandings—Rs. 25,72,375-12-0 includes Rs. 5,44,201-12-0 on account of Government Contribution in lieu of General Tax under Section 144 (3) of the Act for the year 1932-33.</p> <p>Collections—Rs. 2,51,84,459-6-10 includes amounts paid by Government on account of General Tax as under:—</p> <table style="margin-left: auto; margin-right: auto;"> <thead> <tr> <th></th> <th>Rs.</th> <th>a.</th> <th>p.</th> </tr> </thead> <tbody> <tr> <td>(1) Part Contribution for 1931-32 ..</td> <td>5,18,023</td> <td>1</td> <td>0</td> </tr> <tr> <td>(2) Balance of supplementary claim on account of variation of Award for 1924-29</td> <td>143</td> <td>2</td> <td>8</td> </tr> </tbody> </table>		Rs.	a.	p.	(1) Part Contribution for 1931-32 ..	5,18,023	1	0	(2) Balance of supplementary claim on account of variation of Award for 1924-29	143	2	8				
	Rs.	a.	p.																	
(1) Part Contribution for 1931-32 ..	5,18,023	1	0																	
(2) Balance of supplementary claim on account of variation of Award for 1924-29	143	2	8																	

No. T. D./76 OF 1933-34.

BOMBAY, 31st July 1933.

FROM

THE TOWN DUTY OFFICER,

To

THE MUNICIPAL COMMISSIONER.

SIR,

I have the honour to submit my Report on the working of this Department during the year 1932-33.

TOWN DUTIES.

2. The rates of duty leviable during the year were the same as in 1931-32. Duty also began to be levied from 26th December 1932 at 10 annas per Bombay maund on all Ghi substitutes including solidified whale oil arriving in the City as authorized under Bombay Act No. XIII of 1932.

3. The total town duty collections, refunds and net receipts during the years 1931-32 and 1932-33 are summarized below:—

	1931-32.			1932-33.		
	Rs.	a.	p.	Rs.	a.	p.
Gross Collections	28,67,865	15	3	22,16,107	2	8
Refunds	16,35,582	2	0	9,63,111	1	0
Net Revenue	12,32,283	13	3	12,52,996	1	8
Increase during the year	Rs. 20,712-4-5.					

Full details of this increase are given in the annexed appendix.

4. There was a decrease in net receipts of Rs. 87,608 in grain over 1931-32 against which there was an increase in sugar of Rs. 80,682. That decrease was due not only to the trade depression accentuated by the riots of last year but also to the heavy fall in grain imports of 551,700 cwts. in the last three months of the year as compared with the same period in 1931-32. This latter was only temporary as during April to July this year rice and wheat have been imported on a much higher scale so much so that the above deficit of 551,700 cwts. between January and March has been turned into an excess of 1,052,106 cwts. during January to July 1933 over the same period of 1932.

Due to the very heavy imports of sugar in February, March and April 1931 referred to in the last two years' reports, the refunds thereon in 1931-32 amounted to Rs. 11,25,078 but during last year these fell off heavily being only Rs. 6,05,688 so that even with gross receipts falling by Rs. 4,38,708 the net receipts increased by Rs. 80,682. This reduction in imports brought the estimated stock at the end of March in the hands of wholesalers to the low figure of 12,000 bags as against about 170,000 bags at the end of 1931-32.

There was an increase in imports of Ghi which wholly contributed to the higher net receipts therefrom, while the small increase in Ghi substitutes was due to the duty levied on solidified whale oil which as stated above started from 26th December 1932. The increase in the net income from Timber is entirely due to refunds being held up on account of a dispute between the Municipality and big Importing houses about the correct method of fixing the valuation of foreign timber in order to levy thereon both Customs Duty and Town Duty. The method suggested by me was accepted by the Collector of Customs in March last and was then approved by you. The provisional duty originally paid by the Importers was then gradually adjusted by the Dock Authorities and the accumulated refunds are now being disbursed as quickly as possible as the final Import Bills come in, of which a large number is still awaited. The fall-off in the receipts from firewood is in a great part due to the poorer class of people leaving Bombay on account of the riots and the prevailing unemployment.

5. The Total number of Refund Claims received during the year was 34,999 against 43,509 in 1931-32. To some extent this reduction was due to the reduction in refunds but the number of export notes covered by many of the claims is now larger than before.

6. During the year, 959,251 sugar bags and jagree bundles were marked departmentally against 1,383,446 in 1931-32. In 1932-33, 40,964 packages were sealed departmentally against 52,270 in 1931-32.

7. The inadequacy of the current town duty schedule for present day requirements was discussed in the last report and the need for augmenting it was mentioned therein. As ordered by you particulars were submitted only recently showing how town duties refundable on export can be widened to bring in a larger revenue and fourteen articles were suggested for consideration. This list is by no means final and other articles like potatoes, betal nuts, cane and rattan, dry fish, plate glass, etc., may later on be looked into as to their suitability for the purpose. If the town duty schedule is to be augmented soon, the present antiquated system of making refunds of duty which involves duplication of work in this and the Chief Accountant's Offices may preferably be replaced by an up to date method conducive to proper audit and promptness in payment. Proposals to this effect will be submitted for orders in due course.

COTTON DUTY.

8. The total net revenue derived from the non-refundable duty on raw cotton and the Government and Municipal shares thereof as compared with 1931-32 are shown below :—

	1931-32.			1932-33.		
	Rs.	a.	p.	Rs.	a.	p.
Net Revenue after deduction of collection charges	17,20,523	4	0	19,33,996	8	8
Government share 4/7ths	9,83,156	2	4	11,05,140	14	1
Municipal share 3/7ths	7,37,367	1	8	8,28,855	10	7

Increase in the Municipal share over 1931-32 Rs. 91,488-8-11.

9. Revenue from this source did not come up, in spite of a good monsoon, to the Revised Estimate of Rs. 10,00,000 which itself was the lowest figure since the duty was imposed except for 1931-32.

10. During the year under report the cotton duty and the exemption of foreign cotton therefrom were under discussion by the Corporation and the decision of that body on your reports on the subject is awaited. The low realization of the duty in 1932-33 in spite of a fairly good cotton crop raises the question whether cotton is not being increasingly exported from other Indian Ports instead of from Bombay. The duty imposed in 1920 during the height of the ephemeral post-war prosperity no doubt inflicts a severe handicap on the local cotton trade and textile industry. As pointed out in your report on the subject the duty cannot be abrogated for a long time to come, but, if after two or three years or more, enhanced town duties and other taxes can produce a decided increase in revenue over expenditure after the absorption of the Improvement Trust, a gradual reduction in the rate of the Municipal share of the cotton duty may advantageously be considered with a view to helping the restoration of the City's prosperity.

ELECTIONS.

11. A new Corporation came into office during the year under report. Four appeals were lodged in the Small Causes Court in connection with the General Elections, but one was withdrawn and three were decided against the appellants during 1932-33. Two Bye-Elections took place for C and D Wards in the latter part of the year and both were contested.

12. In 1907, in an election appeal filed by the late Mr. Bhaishankar Nanabhai, the High Court drew attention to the needlessly ambiguous language of the Act in respect of Election matters and in 1910 in a B Ward election appeal the Chief Judge of the Small Causes Court also referred to that matter. No redrafting of the various Sections pertaining to Elections has yet been undertaken though a number of amendments and additions have been made from time to time. With the further extension, however, of the Municipal franchise which is certain to follow the liberalization of the franchise for the provincial legislature, it would be desirable to recast all Election Sections wherever necessary in clear and unequivocal language, after carefully considering all previous Court judgments and legal opinions relevant thereto.

I have the honour to be,

Sir,

Your most obedient servant,

M. J. ANTIA,

Town Duty Officer.

Appendix.

STATEMENT contrasting the Collections, Refunds and Net Revenue from Town Duties for the years 1931-32 and 1932-33.

ARTICLES.	COLLECTIONS.				REFUNDS.				NET REVENUE.			
	1931-32.	1932-33.	Increase in 1932-33.	Decrease in 1932-33.	1931-32.	1932-33.	Increase in 1932-33.	Decrease in 1932-33.	1931-32.	1932-33.	Increase in 1932-33.	Decrease in 1932-33.
	Rs. a. p.	Rs. a. p.	Rs. a. p.	Rs. a. p.	Rs. a. p.	Rs. a. p.	Rs. a. p.	Rs. a. p.	Rs. a. p.	Rs. a. p.	Rs. a. p.	Rs. a. p.
Grain, @ annas 6 per candy	8,56,861 0 10	6,45,727 0 2	2,11,134 0 8	8,99,515 15 0	2,85,739 9 0	1,13,770 12 0	} 4,36,926 1 8	} 3,47,717 14 8	87,608 3
Flour, @ annas 4½ per candy	7,548 5 10	8,202 6 6	654 0 8	29,567 6 0	20,472 5 0	9,095 1 0				
Sugar, @ annas 8 per cwt.	18,37,571 1 11	8,98,863 5 6	4,38,707 12 5	11,25,077 13 0	6,05,688 4 0	6,19,389 9 6	2,12,493 4 11	2,93,175 1 6	80,681 12 7
Wines and Spirits, @ annas 4 per Imperial gallon	1,21,682 11 8	1,19,632 8 9	2,150 2 11	8,936 4 0	4,155 15 0	4,780 5 0	1,12,746 7 8	1,15,376 9 9	2,630 2 1
Beer, @ ples 6 per Imperial gallon	38,794 0 0	38,889 8 0	95 8 0	10,720 10 9	7,205 10 0	3,515 0 0	28,078 6 0	31,683 14 0	3,610 8 0
Ghee, @ annas 10 per Bombay maund	2,20,188 3 1	2,32,278 8 1	12,090 0 0	10,324 2 0	9,960 4 0	363 14 0	2,09,864 1 1	2,22,317 15 1	12,453 14 0
Ghee Substitutes, @ annas 10 per Bombay maund	96,755 6 0	88,229 7 0	8,525 15 0	22,690 6 0	11,587 7 0	11,102 15 0	74,065 0 0	76,642 0 0	2,577 0 0
Timber, @ 2½ per cent. on Market value	1,47,180 5 8	1,49,652 7 1	2,472 1 5	28,749 10 0	18,302 1 0	10,447 9 0	1,18,430 11 8	1,31,350 6 1	12,919 10 6
Firewood, @ annas 2 per candy	41,283 6 10	34,732 4 7	6,551 2 3	41,283 6 10	34,732 4 7	6,551 2
Sundry adjustment	1 5 5	1 5 5	1 5 5	1 5 5
			15,311 10 1	6,67,070 6 8							1,14,872 15 1	94,160 10 8
				-15,311 10 1								
Total Rs. ..	28,67,865 15 3	22,16,107 2 8	6,51,758 12 7	16,35,582 2 0	9,63,111 1 0	6,72,471 1 0	12,32,283 13 3	12,52,096 1 8	20,712 4 5

M. J. ANTIA,
Town Duty Officer.

No. M.-C/82 of 15th June 1933.

FROM

THE CITY ENGINEER,

TO

THE MUNICIPAL COMMISSIONER

FOR THE CITY OF BOMBAY.

Re: *Administration Report of the City Engineer's Department for the year 1932-33.*

SIR,

I have the honour to forward herewith the Administration Report of the Departments under my control for the year 1932-33.

2. The report is divided into the following sections :—

- (1) Architectural.
- (2) Buildings.
- (3) Acquisition and Land Management.
- (4) Mechanical.
- (5) Works.

I. Architectural Branch.

Upkeep and Repairs of Municipal Buildings.

3. During the year under report Messrs. Pallonji Edulji & Son were the Contractors for Annual Repairs and Petty Works in A and B Wards, Messrs. P. R. Billimoria & Co., for C, D and E Wards, and Mr. Anand Ghiga for F and G Wards. Their quotations were 16 per cent., 17 per cent. and 14½ per cent. respectively below schedule rates.

4. Mr. F. E. Cooper was the contractor for painting works and his quotation was 26 per cent. below Schedule rates.

5. The Building and Repair Works entrusted to the Petty Works Contractors during the year amounted to Rs. 1,35,722-0-7.

6. The painting works entrusted to the Painting Contractors during the year amounted to Rs. 22,302-13-9.

7. Plague measures taken during the year :—

No new camps were erected in 1932-33. Two semi-permanent Health Camps at Sukhlaji Street and Colaba were maintained at a total cost of Rs. 1,719.

7A. The number of Municipal properties was about 540 and that of the properties acquired in connection with development schemes was about 243.

Markets.

8. Negotiations with the City Improvement Trust for reserving land for the proposed market for the Dadar Parsi Colony are still going on.

Latrines, Urinals and Bathing Places.

9. The work of constructing public conveniences at Mathew Road near Sandhurst Bridge was completed by Contractor Mr. Tribhowandas Lovji at a total cost of Rs. 16,028-6-10.

10. The work of constructing public conveniences at Mumbadevi Road was completed by Contractors Messrs. C. Nanalal & Co., at a total cost of Rs. 5,234-1-5.

11. Correspondence is still going on with the City Improvement Trust, the Bombay Electric Supply & Tramways Co., regarding selection of a site for provision of sanitary conveniences near Dadar Tram Terminus.

12. The work of constructing public urinals at Bhawanishankar Road was carried out through Petty Works Contractor Mr. Anand Giga at a total cost of Rs. 928-10-2.

13. Plans and estimates for the public conveniences at the Recreation ground to the West of the King Edward Memorial Hospital, Parel, as well as at the playground reserved for the Gordhandas Sunderdas Medical College, Parel, have been prepared. Provision for both the works will be made in the Budget when funds permit.

14. As required by the Works Committee under their Resolution No. 22 of 13th April 1931, detailed plans and estimates amounting to Rs. 11,870 for the work of constructing public conveniences at King's Circle Garden, Matunga, were prepared and submitted to the Committee but as the work was not deemed absolutely necessary, and owing to financial stringency provision for funds could not be made.

Primary Schools.

15. The work of constructing the school building at Nalbundki Wadi, Mahim, known as Rahimtulla Currimbhoy school was carried out by the Contractors Messrs. Anna Balwant & Co., at a total cost of Rs. 80,536-5-6.

16. The work of making additions and alterations to Gilder Tank Market Building to make it suitable for the Schools Committee's Offices and a school was carried out by the Contractor Mr. Gopal Pragji at a total cost of Rs. 34,511-11-4.

17. Plans and estimates amounting to Rs. 20,504 for the construction of a School building on the playground at the King Edward Memorial Hospital were prepared at the request of the Secretary, Schools Committee. Provision for this work will be made in the Budget when funds permit.

Hospitals.

18. The tender of Messrs. Anna Balwant & Co., amounting to Rs. 97,819-5-1 for the work of constructing a Museum building at the Seth Gordhandas Sunderdas Medical College, Parel, out of the donation from the Trustees of Seth Jamnadas Lalubhai Charities, was accepted by the Standing Committee under their Resolution No. 1270 of 11th May 1932 and the work is in progress.

Miscellaneous.

19. The proposal of constructing fountains, one at Lady Jamshedji Road and the other at Sion or in the neighbourhood, out of the donation of Rs. 14,338-3-9 received from the Advocate General is still under consideration.

20. Tenders for the works of constructing Air Compressor Stations at Victoria Gardens and at Tulsi Pipe Line were invited and the Standing Committee have under their Resolutions Nos. 7322 of 15th December 1932 and 10360 of 8th March 1933 accepted the tender of Messrs. Anna Balwant & Co., amounting to Rs. 13,990-13-6 for the Air Compressor Station at Tulsi Pipe Line and that of Mr. F. E. Cooper amounting to Rs. 12,360-12-1 for the Air Compressor Station at Victoria Gardens. Both the works are completed.

21. The work of making alterations to the Municipal Building at Bellasis Road so as to make it suitable for Venereal Diseases Dispensary was sanctioned by the Corporation under their Resolution No. 5372 of 6th October 1932 and was entrusted to Petty Works Contractors Messrs. P. R. Billimoria & Co. The work is completed.

PRIVATE BUILDING CONSTRUCTION. (INCLUDING SET-BACKS).

22. The number of applications received under Section 337 for the erection of new buildings and under Section 342 for additions and alterations to existing buildings, during the year under report, as compared with those received during the preceding four years is as follows :—

Year.	Under Section 337.	Under Section 342.	Total Number of Buildings dealt with.	Total Number of Applications.
1928-29	765	1,051	1,816	2,744
1929-30	579	985	1,564	2,725
1930-31	765	1,169	1,934	2,562
1931-32	691	961	1,652	2,570
1932-33	752	1,087	1,839	2,992

NOTE.—Two or more modified proposals are generally received in connection with one and the same building, hence the difference between the figures in the last two columns in the above table.

23. The majority of the plans were conditionally approved.

Set-Backs.

24. The following is a comparative statement of the amounts expended on the set-backs from 1913-14 to 1932-33 :—

Year.	Paid from Capital.			Paid from Revenue.			Total.		
	Rs.	a.	p.	Rs.	a.	p.	Rs.	a.	p.
1913-14.. .. .	2,21,745	12	7	1,01,663	1	9	3,23,408	15	4
1914-15.. .. .	4,34,918	10	5	1,09,149	10	1	5,44,118	4	6
1915-16.. .. .	*6,03,819	0	4	1,05,684	8	1	7,09,503	8	5
1916-17.. .. .	96,173	3	11	1,22,699	8	2	2,18,872	12	1
1917-18.. .. .	19,277	8	8	1,59,595	15	3	1,78,873	7	11
1918-19.. .. .	2,05,566	2	1	1,46,561	3	5	3,52,127	5	6
1919-20.. .. .	2,90,531	5	11	1,28,517	15	6	4,19,049	5	5
1920-21.. .. .	1,51,295	12	9	1,04,158	0	9	2,55,453	13	6
1921-22.. .. .	3,17,488	10	10	1,93,059	0	1	5,10,547	10	11
1922-23.. .. .	3,99,887	12	4	1,00,083	11	11	4,99,971	8	3
1923-24.. .. .	5,99,056	0	3			5,99,056	0	3
	Paid from Loan Works.			Paid from Land and Building Fund.					
1924-25.. .. .	5,50,150	0	0	2,71,376	3	3	8,21,526	3	3
1925-26..			4,09,538	2	9	4,09,538	2	9
1926-27.. .. .	4,74,152	11	1	64,976	13	4	5,39,129	8	5
1927-28.. .. .	5,64,794	0	5			5,64,794	0	5
1928-29.. .. .	4,72,161	10	9			4,72,161	10	9
1929-30.. .. .	3,77,125	0	6			3,77,125	0	6
1930-31.. .. .	3,52,637	0	0			3,52,637	0	0
1931-32.. .. .	1,46,535	7	4			1,46,535	7	4
1932-33.. .. .	2,28,187	8	1			2,28,187	8	1

* Inclusive of Rs. 3,57,682-2-3 on account of the unadjusted charges for 1915-16 and previous years.

25. The liabilities outstanding for land sanctioned to be acquired for set-backs amounted to Rs. 11,93,258-4-9.

26. No proposals were submitted for changing the regular lines of streets during the year under report.

Enforcement of Building Regulations.

27. 2,316 summonses were issued against house-owners under various Sections of the Municipal Act with the result shown in the following statement :—

Sections of the Municipal Act.	No. of Prosecutions.	No. of Cases Withdrawn on Compliance with the Requirements.	No. of Cases in which Parties were Warned and Discharged.	No. of Convictions.	No. of Postpone-ments falling during the year 1933-34.	Fines.
						Rs. a. p.
231	101	63	3	35	40 0 0
243	6	5	1	1
246A	1	1	10 0 0
248	264	191	17	56	328 8 0
257	285	168	6	111	102 0 0
258	21	18	3
259	14	11	3
297 (3) ..	8	4	4
305	1	1
308	935	671	20	244	127 0 0
326	2	1	1
329	2	2
337	130	84	3	43	36 0 0
342	121	82	6	33	117 0 0
344A	2	2
347A	7	3	4
347 (1) (a) ..	2	1	1
349	11	5	6
349B	8	4	4	88 0 0
353	18	5	2	11	20 0 0
353A	107	53	2	52	15 0 0
354	239	117	7	115	120 0 0
358	16	9	2	5	35 0 0
377A	13	7	6
383	1	1
Bylaw 40 ..	1	1
Total ..	2,316	1,506	73	737	1,038 8 0

28. No notice was issued under Section 378 for the improvement of insanitary buildings during the year under report. Action under this Section is now taken by the Health Department.

29. 623 notices were issued under Section 354 of the Municipal Act for the removal of unsafe structures. Out of these 390 were complied with and the remaining 233 were pending at the close of the year.

30. Out of the 249 notices under Section 354 that were pending at the close of the previous year 209 were complied with and the remaining 40 were still pending at the close of the year.

31. 14 buildings or portions thereof fell during the year. There were no casualties in 11 cases and in the remaining 3 cases 8 persons were injured and 2 killed.

32. Action was taken under Section 349 of the Municipal Act in 15 cases for the summary removal of huts or walls thereof made of inflammable materials. Out of these 6 were complied with and the remaining 9 were pending at the close of the year. 5 cases pending at the close of the last year were all complied with.

33. Applications were made to the Standing Committee for the removal of unauthorized works in 34 cases. In 15 out of these the works were removed by the parties and in 6 cases the works were removed by the Municipality. 13 cases were pending at the close of the year.

34. Out of the nine cases which were pending at the close of the previous year in 6 cases the works were removed by the parties, in one case the work was removed by the Municipality, and two cases were still pending at the close of the year.

35. 2,367 notices were issued under Section 308 of the Municipal Act for the removal of unauthorized projections. Out of these 1,797 were complied with and the remaining 570 cases were pending at the close of the year.

36. Out of the 866 cases under Section 308 which were pending at the close of the previous year 755 were complied with and the remaining 111 were still pending at the close of the year.

37. During the year under report 858 new stall-boards and weather-frames were permitted and 704 unauthorized projections were removed.

38. The total income from stall-boards and weather-frames during the year under report amounted to Rs. 44,899-10-2 as against Rs. 31,690 for the previous year. The total number of stall-board and weather-frame projections permitted is 3,023.

39. 1,284 privies were converted into water-closets under subvention scheme during the year under report. The total number of privies converted upto 31st March 1933 is 25,875.

Floor Area of Tenements.

40. During the year under report 1,208 buildings were surveyed by the Ward Inspectors with a view to registering their floor area. The following statement shows the increase and decrease in the floor area of tenements in new and altered buildings in the City :—

Statement showing the increase or decrease in the class and floor area of tenements in new and altered Buildings during the year 1932-33.

WARD.	DESCRIPTION.	SHOPS.		GODOWNS.		RESIDENCES.								REMARKS.
						One-room tenement.		Two-room tenement.		Larger tenements.		Servants' quarters.		
		No.	Floor area sq. yds.	No.	Floor area sq. yds.	No.	Floor area sq. yds.	No.	Floor area sq. yds.	No.	Floor area sq. yds.	No.	Floor area sq. yds.	
A	Total floor area of buildings "after" they are altered or newly built..	28	631	3	631	60	948	18	2,591	21	257	
	Do. do. "before" do. do. ..	4	1,484	2	957	22	4,467	
	Total increase in floor area of buildings in A Ward	24	-853	1	-326	60	948	-22	-4,467	18	2,591	21	257	
B	Total floor area of buildings "after" they are altered or newly built.	19	467	2	133	71	1,499	
	Do. do. "before" do. do. ..	12	198	2	310	6	113	
	Total increase in floor area of buildings in B Ward	7	269	..	-186	65	1,386	
C	Total floor area of buildings "after" they are altered or newly built..	54	1,572	23	720	288	5,812	93	2,740	15	1,263	
	Do. do. "before" do. do. ..	12	630	2	103	48	882	36	940	5	402	
	Total increase in floor area of buildings in C Ward	42	942	21	617	240	4,930	57	1,800	10	861	
D	Total floor area of buildings "after" they are altered or newly built ..	78	1,734	16	464	295	5,005	60	2,040	620	13,776	82	1,253	
	Do. do. "before" do. do.	20	868	99	1,786	
	Total increase in floor area of buildings in D Ward	78	1,734	16	464	295	5,005	40	1,172	521	11,990	82	1,253	
E	Total floor area of buildings "after" they are altered or newly built ..	158	5,178	7	1,267	343	5,537	35	946	6	659	1	12	
	Do. do. "before" do. do. ..	9	260	1	144	49	686	1	85	
	Total increase in floor area of buildings in E Ward	149	4,918	6	1,123	294	4,851	35	946	5	574	1	12	

WARD.	DESCRIPTION.	SHOPS.		GODOWNS.		RESIDENCE.								REMARKS.
						One-room tenement.		Two-room tenement.		Larger tenements.		Servants quarters.		
		No.	Floor area sq. yds.	No.	Floor area sq. yds.	No.	Floor area sq. yds.	No.	Floor area sq. yds.	No.	Floor area sq. yds.	No.	Floor area sq. yds.	
F	Total floor area of buildings "after" they are altered or newly built ..	72	757	4	89	446	5,033	24	630	5	403	
	Do. do. "before" do. do.	
	Total increase in floor area of buildings in <i>F Ward</i> ..	72	757	4	89	446	5,033	24	630	5	403	
G	Total floor area of buildings "after" they are altered or newly built ..	115	2,183	7	682	744	5,991	178	5,149	11	1,227	
	Do. do. "before" do. do.	4	134	1	96	
	Total increase in floor area of buildings in <i>G Ward</i> ..	115	2,183	7	682	744	5,991	174	5,015	10	1,131	
A & G	Total increase in floor area of buildings in <i>A to G Wards</i> on private land "after" they are altered or newly built ..	524	12,522	62	3,986	2,247	29,825	390	11,505	675	19,919	104	1,522	
	Do. do. do. "before" do. do. ..	37	2,572	7	1,523	103	1,681	38	6,709	106	2,369	
	Total increase in floor of Buildings on private land ..	487	9,950	55	2,463	2,144	28,144	352	4,796	569	17,550	104	1,522	
	Do. on C. I. T. Plots ..	102	2,681	12	810	239	5,039	38	1,378	345	23,716	24	475	
	Grand total showing the increase in floor area of buildings in the whole City ..	580	12,631	67	3,273	2,383	33,183	390	6,174	914	41,266	128	1,997	

41. Miscellaneous increase of floor area of buildings in all Wards, A to G :—

	No.	Floor Area in Sq. Yards.
I. Public Buildings, Offices, Schools, Printing Presses, Clubs, Hospitals, Cinemas, Theatres, etc.	96	5,275
II. Motor garages, Coach houses and Horse stables ..	114	3,958
III. Milch Cattle stables and Bullock stables	70	13,285
IV. Mills, Factories, Workshops, Tanneries, etc.. ..	7	1,606
V. Temples, Mosques, Durgahs, Jamatkhana, etc. ..	31	829
VI. Sheds for shops, godowns and for human habitation ..	76	7,323
Total of miscellaneous increase of floor area in all Wards excepting C. I. T. plots	394	32,276
Total of miscellaneous increase in floor area in C. I. T. plots	85	6,236
Grand total of miscellaneous increase in floor area in the City during the year 1932-33	479	38,512

42. In all 5,218 notices were issued under the following Sections of the Municipal Act :—

Sections of the Municipal Act.	No. of Notices.
231	353
243 (2)	30
244 (1)	19
248 (1) (c)	128
257 (1) (a)	1,069
298	15
299	11
308	2,367
311	4
329	10
349	15
351	80
351 (2)	38
353	157
354	623
354A	182
377A (1)	55
383	2
488	60
Total No. of Notices	5,218

LAND ACQUISITION AND MANAGEMENT.

Schemes, Overbridges, Roads, Etc.

43. *DeLisle Road Overbridge*.—The scheme is complete. The annual income realised from the letting of the properties acquired and retained in connection with this scheme amounted to Rs. 11,319-12-0.

44. *Dadar Overbridge*.—The question of affording facilities of easy access to the Dharmadeveshwar Temple from the footbridge over the two railways is still under discussion with the Railway authorities and the Trustees of the temple. As regards access to the temple-cow to and from the temple a temporary arrangement has been arrived at with the Railway authorities by which egress and ingress is allowed to the cow twice a day under certain conditions.

45. Out of the surplus land in the scheme an area aggregating 10,887·73 square yards has been sold and the sale proceeds amounted to Rs. 1,59,227-2-7.

46. Total annual rent received from the lettings of lands in this scheme amounts to Rs. 15,024-12-0.

47. *Mahalaxmi Overbridge*.—The acquired structures and vacant land continued to be let. The rent realised amounts to Rs. 73,732-4-5 per annum.

48. *Victoria Road Overbridge*.—The structure taken over from Messrs. Khimji Rahimtulla & Co. in lieu of the arrears of ground rent is let out at a monthly rental of Rs. 241. The total rent realised from the lettings of properties in this scheme amounts to Rs. 7,689-5-0.

49. *Golanji Hill Road*.—The work of excavating the hill is complete and the work of road construction is in progress. The annual income from lettings in the scheme amounted to Rs. 8,808.

50. *Hornby Road to Ballard Pier Scheme*.—Five cases of the withdrawal from acquisition of properties were heard by the Deputy Collector of Bombay and he assessed claims for damages amounting to Rs. 5,195 due to the withdrawal under Section 48(2) of the Land Acquisition Act. Two cases Nos. M/434A and M/436 are pending before the Land Acquisition Officer, Bombay, and the awards in each case will shortly be published. In four cases the parties being dissatisfied with the awards for damages have referred the matters to the High Court and these references are pending before the High Court.

51. The work of constructing a building on the plot leased to Messrs. Tawakulli & Irani is in progress and the lease is being prepared by the Municipal Solicitors.

52. A suit is being filed against Mr. Ghaswala by the Municipal Solicitors for the encroachment made by him on the adjoining Municipal land while constructing the building on the land leased to him.

53. A small plot admeasuring about 212 square yards has been leased to Mr. A. K. Irani on a three years' lease at a monthly rent of Rs. 173.

54. Plot No. 22 of Municipal land at Bazar Gate Street admeasuring 793·72 square yards has been leased to the City Ice Supplying Co. for a period of 20 years on certain terms and conditions and the possession of the plot was given to the Company on 3rd February 1933. The lease is being prepared by the Municipal Legal Assistant.

55. Arrangements are being made to hand over possession of the plot sold to the Trustees of the Wadia Charities.

56. The total rent realised from this estate during the year under report amounted to Rs. 2,35,994-10-0. The fall in the realization of the rents over the last year's figures is due partly to the demolition of certain rickety buildings and partly to the reduction of rents of some buildings.

57. *Acquisition of Byramji Hall Lane*.—The land has been acquired by Government but as it is not intended at present to use it for the purpose for which it was intended, it still continues to be used as a street and is being lighted at the cost of Government.

58. *Widening of First Marine Street.*—The scheme for the widening of this street could not be taken in hand for want of funds.

59. *Tulsi Pipe Line Scheme.*—In Case No. M/778 a reference for damages under Section 48(2) of the Land Acquisition Act is pending before the High Court. The claims for damages due to withdrawal of Cases Nos. M/747 and M/748 amounting to Rs. 975 were paid.

60. The chawls comprised in Cases Nos. M/751A, B and C were let to the Mahar Sewa Sangh at a reduced rent of Rs. 4 per mensem for each room.

61. The total rent recovery from this scheme amounted to Rs. 34,610.

62. *Proposed Road from Haines Road to the Junction of Tulsi Pipe Line and Fergusson Road.*—This scheme is still held up for want of funds.

63. *Extension of Municipal Workshops at Foras Road.*—The two properties acquired for the extension of the workshops continued to be let. The rent recoveries from them amounted to Rs. 12,192 per annum.

64. *Municipal Land at Carnac Road acquired for Locating Lightning Crushers.*—The tenancy of the ground floor of this building at a monthly rental of Rs. 125 continues. The first floor has been leased for a period of 5 years at a monthly rental of Rs. 300.

65. *Palton Road Estate.*—This estate is continued to be tenanted by poor class of people and fetched a rent of Rs. 10,590 per annum.

66. *Byculla Market Site.*—The land and buildings acquired in connection with the scheme for a market at Byculla continued to be let and the total yearly income amounted to Rs. 12,201-12-0.

67. *Lease of Land at Masjid Bridge.*—In addition to the land already leased to Mr. Damji Lalji a proposal to lease him a further plot occupied by the Municipal Market is under consideration.

68. Total income from the land already leased amounted to Rs. 8,804 per annum.

69. *Acquisition of Property at Pydhuni.*—A plot of land admeasuring about 170 square yards was sold to Mr. T. G. Shah for a sum of Rs. 39,000 on the terms and conditions underlying Corporation Resolution No. 1315 of 12th May 1932.

70. A consent decree embodying the terms of settlement arrived at between Mr. Usman Jumma and the Municipality for recovery of the purchase of set-forward land sold to him is being obtained by the Municipal Solicitors..

Special Road Schemes.

71. *Dadar-Kumbharwada Road now called Bhawanishanker Road.*—The scheme is complete so far as acquisition is concerned. The main road is constructed ; only cross roads remain to be constructed which will be constructed as funds permit.

72. *Widening of Love Grove Pumping Station Road.*—Diversion of the underground works in the land sold to H. H. the Maharaja of Gwalior has been completed and the conveyance of land is being completed by the Municipal Solicitors. Two plots of land together admeasuring 371 square yards have been sold (Corporation Resolution No. 10293 of 6th March 1933) to Bai Jerbai N. J. D. Wadia at the rate of Rs. 5 per square yard. The possession of the plots has been handed over to her on payment of the full purchase price. The conveyance will shortly be prepared by the Municipal Solicitors.

73. *Mahim Kapad Bazar Road.*—The scheme is complete so far as acquisition is concerned. The cross road will be constructed when funds permit.

Mahim Development Schemes.

74. *Mahim Station Road Scheme No. I.*—The scheme is complete so far as acquisition is concerned. The main road is constructed. The cross roads will be taken in hand when funds permit. A deed of exchange and conveyance in respect of the land to be taken from and given to Mr. Kermani has been completed by the Municipal Solicitors. A plot of land admeasuring 12,405 square yards has been acquired from Mr. K. G. Kermani at a nominal compensation of Re. 1 required for the extension of Mahomedan burial ground. A conveyance of land sold to Mr. Madan will be prepared when the full purchase price is paid by him. Dighi Tank site has been let for cultivation for a period of one year to Mr. Ghaswala for Rs. 325.

75. *Nardulla Tank Road Scheme No. II.*—The scheme is complete as regards acquisition. Nardulla Park site which was let for cultivation is being improved so as to render it suitable for recreation purposes. Conveyance of the land sold to Mr. Aga has been completed.

76. The plots sold in this scheme are shown in the statement LM/ 9-5-33.

77. *Extension of DeLisle Road Northwards to meet Lady Jamsetji Road Scheme No. III.*—The scheme is complete so far as acquisition is concerned. The main road is constructed with some cross roads. A few cross roads still remain to be constructed and they will be constructed as funds permit.

78. *Widening and Improving of Lady Jamsetji Road Scheme No. IV.*—The scheme is complete as regards acquisition. In one case betterment charges have been foregone as irrecoverable. Action is being taken in two cases for the recovery of betterment, etc., charges by the Municipal Solicitors.

79. *Extension of Mahim Bazar Cross Road to Tulsi Pipe Line Scheme No. V.*—The scheme is complete so far as acquisition is concerned. The main road with two cross roads is constructed. Some cross roads still remain to be constructed, which will be constructed as funds permit.

80. Plots sold in this scheme are shown in the statement C.

81. *Roads B-D, C-D, and D-E between Dadar and Matunga Stations, Scheme No. VII.*—Award in Case No. M/691 will be published after the completion of the acquisition proceedings. The work of constructing two 10' passages to the properties belonging to Lopez Brothers has been completed. Government have been requested to acquire the land agreed to be surrendered by Mrs. Bennett and another required for the realignment of passage and a nominal award of rupee one will be published after the acquisition proceedings are completed. Roads will be constructed when funds permit.

82. Plots sold in this scheme are shown in the attached statement C.

83. *Two Roads from Cadell Road to Mahim Foreshore near E. D. Sassoon Dye Works, Scheme No. VIII.*—The scheme is complete so far as both acquisition and construction works are concerned.

84. *Mahim Park Scheme.*—Some land was leased for grazing cattle for four months only with a view to saving expenses on removal of grass and rank vegetation. Two portions of roads in Cases Nos. M/302D and M/339 have been constructed during the year under report. Case against Mr. K. R. P. Shroff and another is still pending before the High Court.

85. *Widening Lady Jamsetji Road to 80' from Bombay Woollen Mills to Dadar Overbridge.*—The scheme is complete as regards construction and acquisition.

86. *Proposed Road at Ganesh Peth Lane joining Hasali Tank with Lady Jamsetji Road.*—One acquisition case is still pending before the Land Acquisition Officer and arrangements are being made with the parties to acquire the land under the provisions of the Municipal Act.

87. *Acquisition of Land at Mahim Fort.*—The work of adding set-backs and widening the lane into proposed 40' road has been completed.

88. Recoveries of betterment and road construction charges in settled cases are being effected either by settlement or by filing suits in the High Court.

89. *The total amount of rents from trees, structures and lands in charge of the Land Management Branch recovered from the contractors and tenants—Rental on account of these items amounted to Rs. 5,52,499-13-7.*

90. Statements A, B, and C showing (1) rent accrued, recovered, etc., (2) rent recoveries in individual schemes and suits filed for recovering the arrears and (3) lands sold are attached herewith.

91. The rent accounts have been kept up-to-date.

92. During the year over 100 applications enquiring about the Municipal plots of land either available for sale or lease were received and sales involving about 46,456·24 square yards materialised thereby yielding the sale proceeds amounting to Rs. 8,20,744-2-8.

STATEMENT A.

Statement showing the rents accrued due, recovered, etc., during the year 1932-33 :—

Sections.	Rents accrued due during the year 1932-33.	Rents recovered by the Rent Collectors and the deposits adjusted.	Rents unrecoverable on account of vacancy.	Amount written off, etc.	Total amount outstanding on 1st April 1933.	REMARKS.
	Rs. a. p.	Rs. a. p.	Rs. a. p.	Rs. a. p.	Rs. a. p.	
SECTION I. Comprising properties at Hornby Road to Ballard Pier Scheme and other miscellaneous properties.	2,80,887 7 7	2,12,426 1 5	75,399 7 5	4,273 5 5	The excess of recovery of Rs. 11,211-6-8 is due to the recovery of old arrears and to the adjustment of deposits.
SECTION II. Comprising properties at Palton Road, Shaik Memon Street, Abdul Rehman Street, Marine Street, Mahaluxmi, etc.	2,49,320 6 5	1,90,052 11 7	58,743 0 4	6,048 0 10	The excess of recovery of Rs. 6,423-6-4 is due to the recovery of old arrears and the adjustment of deposits.
SECTION III. Comprising properties at Tulsi Pipe Line, Carrol Road, Gollanji Hill Road, New Sewri Road, De Lisle Road Overbridge, Arthur Road.	77,103 11 4	55,134 4 0	18,763 5 3	2,951 8 3	254 9 10	
SECTION IV. Comprising properties acquired in connection with Mahim Park Scheme, Lady Jamshedji Road Scheme, De Lisle Road Extension, Mahim Bazar, Dadar, Matunga, etc., and other properties in G Ward.	99,800 13 3	79,121 12 7	21,111 4 5	1,415 3 7	The excess of recovery of Rs. 3,847-7-4 is due to recovery of old arrears and adjustment of deposits.
	7,07,112 6 7	5,36,734 13 7	1,74,017 1 5	15,588 2 1	* 254 9 10	*This is exclusive of the arrears of Rs. 17,000 shown in Commissioner's letter under No. T.A.O. 547 of 17-7-33 underlying S.C.R. No. 818 of 28-7-33.

STATEMENT B.

Statement showing the recovery of Rent in Individual Scheme and Suits filed for recovering the Arrears of Rent during the year 1932-33 :-

Serial No.	Name of the Scheme, etc.	No. of tenancies.	Amount of annual rent from structures.	No. of suits filed.	Total annual income from trees, cultivation, cutting grass, etc.			REMARKS.
					No. of tenancies.	Amount.	No. of suits filed for recoveries.	
1	Hornby Road to Ballard Pier.	582	Rs. a. p. 2,35,994 10 0	15	..	Rs. a. p.	
2	Gollanji Hill Road	51	6,120 0 0	..	3	197 0 0	..	
3	Mahalaxmi Road Overbridge.	114	15,963 12 0	
4	DeLisle Road Overbridge ..	109	9,646 12 0	
5	Victoria Road Overbridge ..	56	5,004 0 0	4	
6	Bellasis Road Maternity Home	4	6,966 2 1	1	
7	Palton Road	194	10,590 0 0	1	
8	Dadar behind A. D'Silva School	9	581 0 0	
9	Junction of Tulsi Pipe Line and Carroll Road	293	33,885 11 3	14	
10	Old Parbhadevi Road	22	1,998 0 0	..	1	525 0 0	1	
11	Junction of DeLisle Road and Arthur Road	3	3,540 0 0	
12	Bapty Road	5	12,324 0 0	
13	Byculla Bridge	42	9,633 12 0	..	1	7 0 0	..	
14	Kalbadevi Road	3	420 0 0	
15	Shaik Memon Street	8	8,292 0 0	
16	Pydhoni Street	1	840 0 0	
17	Sewri Road	19	576 0 0	14	
18	Vincent Road	
19	Dadar-Kumbharwada	2 plus 21	120 0 0 1,557 0 0	2	1	142 0 0	..	
20	Mahim Park	96	22,971 0 0	..	19	4,483 0 0	1	
21	Mahim Bazar Cross Road ..	9	481 0 0	..	4	986 0 0	1	
22	Mahim Station Road	2	234 0 0	..	5	861 0 0	..	
23	Nardulla Park	4	180 0 0	..	2	1,103 0 0	..	
24	DeLisle Road Extension ..	37	3,666 0 0	..	8	2,182 8 0	..	
25	Lady Jamshedji Road	140	10,370 12 0	..	14	2,611 0 0	..	
26	Tulsi Pipe Line Road	25	775 0 0	..	1	130 0 0	..	
27	Dadar-Matunga Road	26	2,150 0 0	..	8	1,443 0 0	..	
28	Turkey Red Dye Works	5	252 0 0	..	2	552 0 0	..	
29	Sayani Road	4	
30	Love Grove Pumping Station.	2	984 0 0	..	4	330 0 0	..	
	Carried Over ..	1,884	4,06,116 7 4	55	73	15,552 8 0	3	

STATEMENT B—*contd.*

Serial No.	Name of the Scheme, etc.	No. of tenancies.	Amount of annual rent from structures.	No. of suits filed.	Total annual income from trees, cultivation, cutting grass, etc.			REMARKS.
					No. of tenancies.	Amount.	No. of suits filed for recoveries.	
	Brought over ..	1,884	Rs. a. p. 4,06,116 7 4	55	73	Rs. a. p. 15,552 8 0	3	
31	Worli Kalsekar's Chawl ..	8	2,112 0 0	
32	Opp. Reformatory	1	12 0 0	..	
33	Portuguese Church Street	1	23 0 0	..	
34	Haines Road	2	178 0 0	..	
35	New Saitan Chowky	
36	1st Marine Street ..	15	2,760 0 0	4	
37	Foras Road and Falkland Road ..	2	2,040 0 0	
38	Abdul Rehman Street ..	41	60,540 1 2	
39	Carnac Road ..	1	353 0 0	
40	Ground rents in various localities ..	462	2,29,500 3 9	
	Total ..	2,413	7,03,421 12 3	59	77	15,765 8 0	3	

STATEMENT C.

Statement showing particulars of the sale of Municipal land during the year 1932-33.

Serial No.	Land where situated.	Sq. yds.	Rate per sq. yd.		To whom sold.	C. R. No. and Date.	Total amount due.	
			Rs.	a. p.			Rs.	a. p.
1	Phirozshaw Mehta Road and Pitha Street	77	300	0 0	Messrs. Wadia Trustees	1082 of 5th May 1932 ..	23,100.	0 0
2	Dadar Overbridge Scheme	836.28	16	0 0	Mr. Hasanali Gulamhusein	256 of 12th April 1932 ..	13,380	7 8
3	Do. do.	61.11	16	0 0	Do. do.	936 of 2nd May 1932 ..	977	12 2
4	Do. do.	13.41	27	8 0	Mr. P. K. Kotwal	1312 of 12th May 1932 ..	338	12 5
5	Do. do.	855.74	14	0 0	Mrs. Sunabai J. Bawa	2793 of 7th July 1932 ..	11,980	5 9
6	Do. do.	486.68	15	0 0	Dr. W. V. Dhurandhar	2794 of 7th July 1932 ..	7,300	3 2
7	Do. do.	279	15	0 0	Mr. V. M. Virkar	2794 of 7th July 1932 4873 of 19th September 1932	4,185	0 0
8	Do. do.	1161.06	12	0 0	Kshatriya Samaj			
9	Do. do.	402.22	15	0 0	Bai Manoramabai M. Javle	3302 of 25th July 1932 ..	12,066	9 7
10	Do. do.	402.22	15	0 0	Mr. Keshav V. Javle			
11	Do. do.	681.87	15	0 0	Mr. S. B. Khot	3303 of 25th July 1932 ..	10,228	0 10
12	Do. do.	527.14	15	0 0	Mr. S. Y. Pradhan			
13	Do. do.	315	13	8 0	Mr. A. K. Irani	3806 of 11th August 1932 ..	4,252	8 0
14	Do. do.	394.44	15	0 0	Mr. Haji Abu Jusab	3985 of 18th August 1932 ..	5,916	9 7
15	Do. do.	361.81	13	0 0	Dr. G. D. Purrandare	4066 of 22nd August 1932 ..	4,703	8 6
16	Do. do.	770.37	14	8 0	Bai Ambabai Fakirbhai Motiram	4427 of 1st September 1932..	11,170	6 0
17	Do. do.	392.02	14	8 0	Mr. A. K. Irani	4759 of 19th September 1932..	5,684	4 8
18	Do. do.	826.36	14	0 0	Bai Laxmibai J. Deware and others	5481 of 11th October 1932 10292 of 6th March 1933	11,564	0 8
19	Do. do.	1,596	12	0 0	Mr. S. G. Kini			
20	Do. do.	525	27	8 0	Messrs. R. E. Papa & Co.	10443 of 9th March 1933 ..	14,437	8 0
Total ..		109,64.78				Total ..	1,82,277	2 7

STATEMENT C—contd.

Serial No.	Land where situated.	Sqr. yds.	Rate per sq. yd.	To whom sold.	C. R. No. and date.	Total amount due.
	<i>Brought forward</i>	10,964.73	Rs. a. p.			Rs. a. p. 1,82,277 2 7
21	Ormiston Road	3,500	41 4 0	The B. E. S. & T. Co., Ltd.	11293 of 31st March 1933 ..	1,44,375 0 0
	<i>Mahim Development Schemes.</i>					
22	Mahim Station Road No. 1	719	9 4 0	Mr. Vaziralli Bandealli	10637 of 13th March 1933 ..	6,650 12 0
23	Sayani Road and Khed Tank	617.44	12 0 0	Mr. Haji Esmail Gani	5092 of 26th September 1932..	7,400 4 6
24	Gokhale Road No. III	400	6 8 0	Bai Dwarkabai N. Birjo	2663 of 6th July 1932 ..	2,600 0 0
25	Do. do.	37.46	6 8 0	Do. do.	3623 of 11th August 1932 ..	243 8 0
26	Do. do.	517	7 0 0	Mr. J. F. DeSouza	3086 of 18th July 1932 ..	3,619 0 0
27	Do. do.	1,039.52	6 0 0	Mr. D. G. Murzello	10635 of 13th March 1933 ..	6,237 1 11
28	Do. do.	1,185	15 0 0	Mr. N. J. Gor	11294 of 31st March 1933 ..	17,775 0 0
29	Lady Jamsetji Road No. IV	687.68	8 0 0	Mr. A. X. Trindade	934 of 2nd May 1932 ..	5,501 7 0
30	Do. do.	559.60	9 0 0	Mr. R. C. Bhide.. .. .	935 of 2nd May 1932 ..	5,036 6 5
31	Do. do.	500	15 0 0	Mr. Basil DeMello	1313 of 12th May 1932 ..	7,500 0 0
32	Do. do.	493.50	8 0 0	Mr. R. R. Morewale	1314 of 12th May 1932 ..	3,908 0 0
33	Do. do.	6,095.38	10 0 0	The Vicar and Wardens of the St. Michael Church, Mahim	3088 of 18th July 1932 ..	60,953 12 10
34	Do. do.	908.50	12 8 0	Mrs. M. E. D'Lima	3807 of 11th August 1932 ..	11,350 10 0
35	Do. do.	1,469.76	8 0 0	Mr. Wolfange D'Silva	4560 of 8th September 1932..	11,758 1 3
36	Do. do.	450.33	8 0 0	Mr. V. V. Joglekar	10294 of 6th March 1933 ..	3,602 10 3
37	Do. do.	1,252.03	13 0 0	Mr. Vazirali Bandealli	10791 of 16th March 1933 ..	7,069 4 6 9,207 1 11
38	Do. do.	19.69	10 0 0	Mr. J. E. Lobo	11292 of 31st March 1933 ..	196 14 5
	<i>Carried over</i>	31,416.62				4,97,361 1 7

STATEMENT C—concl'd.

Serial No.	Land where situated.	Sq. yds.	Rate per sq. yd.	To whom sold.	C. R. No. and date.	Total amount due.
	<i>Brought forward</i> ..	31,416.02	Rs. a. p.			Rs. a. p. 4,97,361 1 7
39	Mahim Bazar Cross Road Extension Scheme No. V..	2,080.40	5 8 0	Dr. John Ferreira	6994 of 28th November 1932..	11,442 3 2
40	Dadar and Matunga Roads No. VII	741.71	9 0 0	Mr. C. T. DeSouza	6191 of 7th November 1932..	6,875 6 3
41	Do. do.	922	8 0 0	Mr. Jairam Jagmal	10636 of 13th March 1933 ..	7,376 0 0
42	Turkey Red Dye Works No. VIII	1,000	7 0 0	Mr. Abdulhusein Tayeballi	6460 of 14th November 1932..	7,000 0 0
43	Do. do.	293.75	7 0 0	Do. do.	7839 of 19th December 1932 ..	2,056 4 0
44	Do. do.	1,507	8 0 0	Mr. Keshav Jivan	9659 of 13th February 1933 ..	12,056 0 0
45	Old Parbhadevi	1,491.65	9 8 0	Messrs. Dhanji Wagji and another	6190 of 7th November 1932..	14,170 10 10
46	Love Grove Road, Worli	371	5 0 0	Bai Jerbai N. J. D. Wadia	10293 of 6th March 1933 ..	1,855 0 0
47	Love Lane	531.25	30 0 0	The Trustees of Motisha Jain Temple	3084 of 18th July 1932 ..	5,317 8 0
48	Do.	463.61	11 0 0	Mrs. Amtuzehrabai Hasanali and others	6462 of 14th November 1932..	5,099 11 4
49	Bhatwady and Girgaum Back Road	137.06	12 8 0	Mr. N. V. Paleker	} 4187 of 25th August 1932 ..	{ 1,719 8 0
50	Do. do.	26.19	15 0 0	Mr. S. V. Pandit		
51	DeLisle Road and Arthur Road	500	25 0 0	Mr. K. G. Kermani	1083 of 5th May 1932 ..	12,500 0 0
52	Do. do.	166	25 0 0	Do.	} 8296 of 9th January 1933 ..	{ 4,150 0 0
53	Do. do.	3,001	15 0 0	Do.		
54	Abdul Rehman Street and Parel Road, Pydhuni	170	Mr. T. G. Shah	1315 of 12th May 1932 ..	39,000 0 0
55	Abdul Rehman Street	627	Mr. Kasturchand Jiwanji Mukhtiar of Ebrahim Saleh Haji	8297 of 9th January 1933 ..	1,51,000 0 0
56	Bhawanishanker Road	500	5 0 0	R. H. Pandit	9660 of 13th February 1933 ..	2,500 0 0
57	Do. do.	510	6 0 0	N. K. Joshi	9661 of 13th February 1933 ..	3,060 0 0
	Grand Total	46,456.24				8,20,744 2 8

MECHANICAL BRANCH.

Municipal Workshops.

93. The total expenditure incurred during the year for works executed at the Municipal Workshops aggregated Rs. 2,12,758-12-1 as under :—

	Rs.	a.	p.
For Departmental Works	1,50,648	11	5
For Establishment, &c., charges :—			
(a) Shop	13,628	2	3
(b) Office	48,481	14	5
	2,12,758	12	1

94. The total amount of bills preferred by the Workshops during the year 1932-33 aggregated Rs. 2,10,247-1-3 as under :—

	Rs.	a.	p.
Amount chargeable on different jobs during the year ..	2,04,457	9	2
<i>Add</i> —Amount of incomplete jobs at the beginning of the year	5,796	12	7
	2,10,254	5	9
<i>Deduct</i> —Amount of incomplete jobs at the end of the year	7	4	6
	2,10,247	1	3

95. The working of the shops resulted in a loss of Rs. 5,533-11-0 as under :—

	Rs.	a.	p.	Rs.	a.	p.
The actual charges are as follows :—						
General working of the Shops :—						
Establishment, &c., charges	62,110	0	8			
Amount of supervision, &c., charges by charging a fixed percentage at 70 on labour required for works executed at the shops				53,808	13	9
Profit on account of sale of coal ashes, unserviceable stores, &c.				2,767	7	11
Net deficit in the working of the shops				5,533	11	0
	62,110	0	8	62,110	0	8

96. The question of the re-organisation of the Workshops has been gone into very carefully and a comprehensive scheme which will put the Workshops administration on a more satisfactory basis is under consideration and it is anticipated that the new scheme will be brought into operation during the year 1933-34.

97. The Mechanical Branch continued keeping in repair all the Municipal Mechanical and Electrical Plants, also various Municipal Electrical Installations and Motor Transport.

98. During the year under review an absolute minimum of staff has been retained and every avenue has been explored in an endeavour to effect further retrenchments. It appears evident however that no further reductions can be made without a serious drop in efficiency and economy.

99. The following comparative statement shows the turnover and loss during the last three years:—

Year.							Turnover.	Loss.
							Rs.	Rs.
1930-31	2,83,547	36,649
1931-32	2,39,085	19,663
1932-33	2,12,758	5,533

This loss however will not recur when the revised system of accounting is adopted.

100. The reduction in expenditure in the different departments is again reflected in the reduced turnover in the Workshops. My new proposals will however result in the turnover of the Workshops being considerably augmented with a consequent reduction in the overhead charges.

101. Owing to the more extensive introduction of the Mechanical Transport the nature of the work carried out is being to a certain extent altered. The number of carts, etc., to be repaired is very considerably diminished whilst the maintenance of the present large mechanised fleet is making increased demands on the Fitting Shop. As usual spare parts are being purchased ready-made as this has been ascertained to be much more satisfactory and also cheaper than manufacturing the parts departmentally.

102. Owing to the financial stringency no progress has been made with my scheme for garaging the Municipal motor fleet at the Workshops. The arrangement however which was adopted a year ago for garaging the motor fleet at Bapty Road has fully realised our expectations. The lorries are inspected, supplied with petrol, lubricated and greased during the night hours which leaves them free for doing additional work during the day. The benefit of this is shown in the increased mileage and reduced working cost per mile during the year.

LOVE GROVE PUMPING AND COMPRESSOR STATIONS.

Love Grove Pumping Station.

103. The new electrically-driven vertical spindle pumps installed in August 1931 have been running continuously and successfully since they have been brought into use. Much valuable information as to the amount of sewage pumped daily and its varying rate of flow has been obtained from the Venturi Meter installed. The total quantity of sewage pumped by these two electrically-driven pumps and steam pumps during the current year amounts to 22,696 million gallons which gives an average per day of 62·18 million gallons.

104. The coal consumed during the year was 831 Tons 10 Cwts. against 1,268 Tons 6 Cwts. consumed during the preceding year.

105. Indian coal was used throughout the year, the cost per ton being Rs. 14-14. All this coal was purchased on a calorific basis and no case of coal being rejected through non-compliance with the specification has been recorded.

106. A large quantity of detritus has still to be handled at the Pumping Station necessitating the employment of a permanent staff to handle this as the land on which the material can be dumped is now situated at a considerable distance from the pumping station.

107. Since the new pumps were introduced, the height of the sewage in the detritus chamber has been reduced and now shows an average of 3 feet 1 inch and the amount of detritus removed was 4,182 tons 14 cwts.

108. Our usual practice of pumping flood water from the Storm-Water Channel was carried out during the last monsoon. This has resulted in preventing certain areas of the City becoming flooded as has happened previously.

New Electric Pumping Station.

109. The saving effected by the new electrically-driven vertical pumps at Love Grove is shown in the following statement showing the expenditure of the current year and the previous year :—

Year.	Cost of Electrical Charges.			Cost of Coal Consumed.		
			Rs.			Rs.
1931-32	1,23,089	20,295	SERVANTS OF INDIA SOCIETY'S	
1932-33	93,950	12,737	BRANCH LIBRARY	
					BOMBAY	
	Saving	..	29,139	7,558		
			Total saving	36,697		

110. Budget provision is being made for the installation of two small capacity electrically driven pumps to be installed at Love Grove which will complete our plans for the modernisation of the plant.

111. Electric current during the year was taken from the Tata Hydro-Electric Power Supply Company under the G.P.-1 Tariff and the number of units consumed during the year was 2,494,100 at an average cost per unit of 603 anna.

112. No further renewal of the contract with Messrs. Tata Hydro-Electric Power Supply Company for the maintenance of the plant has been entered into as the whole of this work is now being carried out departmentally.

113. The rate of flow of the sewage has not materially altered during the year.

114. The result of the conversion of the privies has tended to keep the flow of sewage more equalised throughout the day.

Love Grove Compressor Station.

115. The steam driven air compressors installed at Love Grove have been in continuous operation for 24 hours daily for about 34 years. The plant though in fair condition is now obsolete and the scheme for closing down this station and substituting in its stead two electrically driven air compressor stations situated in Tulsi Pipe Road and Victoria Gardens respectively is in hand. They are expected to be in operation during May 1933. This is part of the comprehensive scheme prepared for the overhauling and improving the whole Ejector System which was prepared and submitted to the Corporation through the Works Committee.

116. The scheme for the installation of an additional plant at Warden Road is being proceeded with.

117. The coal consumed in the compressor station amounted to a total of 5,241 tons 14 cwts. against 5,985 tons 2 cwts. consumed during the preceding year.

118. The quarters for the Engineers and the menial staff are being maintained in a good condition and have been frequently inspected by those interested in modern dwellings. I again desire to thank the Y. M. C. A. and their Welfare Staff for the great interest taken by them in educating the staff and inducing the residents to keep the quarters in a cleanly condition.

Storm Water Gates.

119. Two new pairs of storm water gates have been fitted—one at Love Grove and one at Cleveland Bunder at a total cost of Rs. 10,970. Two further gates require renewal and budget provision will be made in due course for carrying out this work.

Ejector Stations.

120. The ejector stations in spite of their age continue to be extremely reliable and are working exceedingly well after being in use for over 30 years.

Colaba Air Compressor Station.

121. No case of failure of electric supply has been reported throughout the year.

122. The drainage in the Colaba area is at present in a very satisfactory condition.

123. Owing however to the large blocks of flats which have been erected on the Port Trust land and also the proposed scheme for the Wadia Charity houses it will be necessary to instal an additional ejector to serve this area.

124. The old converted electrically-driven horizontal compressor sets are now no longer reliable and must be replaced.

125. Further improvements in the air and sealed sewage mains will be necessary to cope with the additional property erected in the vicinity of Roberts Road.

126. During the year 527,477 units were consumed at a total cost of Rs. 26,391-12-8.

127. It is my intention to convert the present D.C. motors into A.C. motors at an early date so as to obtain the benefit of the reduced cost of supply under the new contract entered into with the Bombay Electric Supply & Tramways Company, Limited.

128. The total quantity of sewage pumped in the Colaba District during the year is as follows :—

				Gallons.
Ejector No.	1 Colaba	239,880,500
„	„ 2 „	235,993,500
„	„ 3 „	264,736,000
„	„ 4 „	115,220,500
„	„ 5 „	57,256,000
Total gallons ..				913,086,500

129. No trouble has been experienced during the year with either the sealed sewage or air mains.

Bhandarwada and Arthur Road Compressor Stations.

130. The compressors at Bhandarwada and Arthur Road continued to work satisfactorily during the year. When the new air compressor stations are started up, the latter will only be retained as standby as the plant is obsolete.

Auxiliary Air Compressor Station at Mahaluxmi.

131. This compressor station has been in use during the periods of peak loads throughout the year.

132. My proposals for improving the sewerage system in this area will necessitate an additional pump and a compressor set being installed during the coming year.

133. An additional air main to the proposed new ejector at Setalvad Road has been laid and the excavation work for the ejector is well in hand.

134. The compressor station at Carroll Road has been in regular use but will be closed down under the new scheme.

Inspection Cars.

135. The two Wolseley cars used by the Municipal Commissioner and the Health Officer have given satisfactory service. The old Berliet car which was retained for the occasional use of the Members of the Corporation is no longer in a fit condition to be used and should be scrapped.

Inspection of Factories, Workshops, and Work-places.

WARD.	New Proposals for Permits and Licenses.		Recommended Permits and Licenses.		Factories Working without Permits.	Nuisance Cases.	Notice issued under Section 392.
	Permits.	Licenses.	Permits.	Licenses.			
A	55	1	55	1	<i>Nil.</i>	1	<i>Nil.</i>
B	24	16	24	16	2	2	<i>Nil.</i>
C	93	63	93	63	3	9	<i>Nil.</i>
D	80	35	80	35	2	6	<i>Nil.</i>
E	108	46	108	46	5	1	<i>Nil.</i>
F	46	17	46	17	2	<i>Nil.</i>	<i>Nil.</i>
G	28	12	28	12	1	<i>Nil.</i>	<i>Nil.</i>
Total ..	434	190	434	190	15	19	<i>Nil.</i>

136. The total number of permit and license cases inspected and disposed of during the year 1932-33 was 624.

137. The nuisance cases were attended to and necessary steps taken in the cases of factories reported to be working without permits.

138. The total number of cases inspected during the year 1932-33 was 658.

139. Each factory, workshop and work-place was inspected on more than three occasions.

Works Branch (Construction and Maintenance).

I.—Construction.

DRAINAGE, ROAD AND FOOTPATH WORKS.

(a) *By Contract.*

140. 5 drainage, 15 road works and 2 footpath works were carried out by contracts at a total cost of Rs. 3,34,846-11-4, Rs. 5,67,010-7-4 and Rs. 15,491-5-5 respectively as shown in the Statement marked W.E/A.

(b) *Departmentally.*

5 road construction works and 1 drainage work were carried out departmentally at a total cost of Rs. 47,650-10-0 as shown in the statement marked W.E./B. and 7 footpath paving works were carried out departmentally at a total cost of Rs. 5,614-6-0 as shown in the statement marked W.E./C.

Crushers.

141. The stone crushers at Sewree and Love Grove were worked on economical lines throughout the year resulting in a profit of Rs. 11,541-5-11. The rubble stone for the crushers was purchased from the Bombay Improvement Trust under a contract at a rate of Rs. 8-3-0 per brass for the crushers at Sewree and Rs. 5-6-0 per brass for the crushers at Love Grove as against Rs. 7-6-0 per brass for the crushers at Sewree and Rs. 4-15-0 per brass for Love Grove during the previous year.

As the contract entered into with Mr. D. K. Vijan terminated by the end of June 1932 and as it was found economical to entrust this work to a labour contractor, tenders were invited for crushing, screening and feeding the crushers at Sewree and the lowest tender of Mr. Rasulji Rajbhai for a period of one year ending 30th June 1933 at the rate of Rs. 2-6-0 per brass including labour for feeding the crushers, screening the materials, forming depots and loading into lorries was accepted with the sanction of the Standing Committee and the Corporation, *vide* Standing Committee Resolution No. 3387, dated the 27th July 1932, and Corporation Resolution No. 3814, dated the 11th August 1932.

The crusher removed from Naoroji Hill was refitted at Sewree and it commenced working from the 23rd November 1932. The tar macadam mixer at Love Grove is still out of commission.

The following is the Statement of Accounts of the working of the plants :—

Particulars.	Income.	Expenditure.	Profit.
	Rs. a. p.	Rs. a. p.	Rs. a. p.
1. Sewree Crushers }	1,41,591 9 2	1,30,050 3 3	11,541 5 11
2. Love Grove Crushers }			

The sanctioned rates during the year under report are as under :—

Material.	Sanctioned Rate for 1932-33.
	Rs. a. p.
1-½" run	15 0 0 per brass.
1-½" (No. 3)	12 8 0 "
1" (No. 2)	16 0 0 "
½" chips (No. 1)	18 0 0 "
¼" and ⅜" grit	20 0 0 "
Grit with dust	12 8 0 "
Dust	5 0 0 "

DRAINAGE WORKS BY CONTRACT.

W. E. 'A.'

Serial No.	Name of Work.	Name of Contractor and Standing Committee Resolution No.	Contract amount.	Actual expenditure including establishment upto 31st March 1933.	Date of completion according to contract period.	Actual date of completion.	REMARKS.
			Rs. dec.	Rs. a. p.			
1	Construction of 3'-6" circular sewer in Warden Road from Tardeo Road to a point 1,360' southwards.	Mr. Vithal Sayana, S. C. R. No. 11595 of 26th March 1930.	1,86,296.04	1,16,747 11 4	13th April 1931 ..	14th March 1932 ..	Work completed; accounts adjusted.
2	Construction of an ovoid sewer in Palton Road from the junction of Carnac Road and Mahomedali Road to the junction of Palton Road and Hornby Road.						
	(i) Construction of an ovoid sewer in portions of Mahomedali Road and Palton Road from the dead end of the new ovoid sewer in Mahomedali Road to 875' southwards in Palton Road.	Messrs. Pallonji Edulji & Son., S. C. R. No. 6439 of 19th November 1930 and No. 11784 of 22nd March 1932.	93,370.25	83,574 12 10	14th July 1931 ..	10th August 1932 ..	Do. do.
	(ii) Construction of an ovoid sewer in a portion of Palton Road from its junction with Market Road to Hornby Road.	Messrs. Kesra Fusa & Co., S. C. R. No. 7655 of 18th November 1931.	78,997.19	57,051 2 1	30th June 1932 ..	18th February 1933	Work completed; accounts are being adjusted.
3	Construction of an ovoid sewer in portions of Sydenham Road from its junction with Carnac Road to the dead end of the existing (new) ovoid sewer in Sydenham Road.	Messrs. Pallonji Edulji & Son., S. C. R. No. 6439 of 19th November 1930.	5,470.60	5,441 5 0	14th July 1931 ..	4th April 1932 ..	Work completed; accounts adjusted.
4	Providing a sewer in Lamington Road	Messrs. Maneck Kurpal & Bros. S. C. R. No. 360 of 13th April 1932.	1,25,026.85	49,580 9 4	13th August 1933	Work is in progress.
5	Providing a sewer in Thakurdwar Road	Mr. G. T. Tembe, S. C. R. No. 359 of 13th April 1932.	77,460.46	22,451 2 9	14th April 1933	Do. do.
			Total Rs. .	3,34,846 11 4			
			Carried forward. .				

ROAD AND FOOTPATH WORK BY CONTRACT.

W. E. 'A.'

Serial No.	Name of Work.	Name of Contractor and Standing Corporation Resolution No.	Contract amount.	Actual expenditure including establishment upto 31st March 1933.	Cost of asphalt including establishment upto 31st March 1933.	Total expenditure upto 31st March 1933.	Date of completion according to contract period.	Actual date of completion.	REMARKS.
			Rs.	Rs. a. p.	Rs. a. p.	Rs. a. p.			
6	Providing sett-stones on cement concrete foundations at Duncan Road from Grant Road to Falkland Road.	Messrs. Gannon Dunkerley & Co., Ltd., S. C. R. Nos. 7654 of 18th November 1931 and 6275 of 9th November 1932.	51,095.00	50,863 6 5	50,863 6 5	2nd May 1932 ..	27th June 1932 ..	Work completed; accounts adjusted.
7	Providing sett-stones on cement concrete foundations at Duncan Road from Bellasis Road to Grant Road.	Messrs. Ranchhordas & Co., S. C. R. No. 8240 of 2nd December 1931.	41,054.14	36,949 15 3	36,949 15 3	13th April 1932 .	18th April 1932 .	Do. do.
8	Providing cement concrete foundations at Girgaum Road from Sandhurst Road junction to Gowalia Tank Road junction.	Mr. Ardeshir Namdar Irani, S. C. R. No. 7945 of 25th November 1931.	28,389.29	26,970 2 9	20,409 10 0	56,388 12 9	6th March 1932 .	14th March 1932 .	Do. do.
9	Providing cement concrete foundations at Sandhurst Road (North side only) from Gol Pitha to Parel Road.	Mr. Ardeshir Namdar Irani, S. C. R. No. 8206 of 2nd December 1931.	26,156.18	23,871 0 9	17,600 6 0	41,471 6 9	16th March 1932 .	10th March 1932 .	Do. do.
10	Providing cement concrete foundation at Gowalia Tank Junction near Nana's Chowk.	Mr. Makbulali Akbarali, S. C. R. No. 8545 of 9th December 1931 & S. C. R. No. 89 of 6th April 1932.	10,530.83	10,402 4 8	14,044 10 0	24,536 14 8	20th Feb. 1932 ..	9th March 1932.	Do. do.
11	Providing cement concrete foundation along Tardeo Road from public passage oppo. Prabhat Mills to Tardeo Chowk.	Messrs. Rowji Sojpal & Co., S. C. R. No. 9763 of 20th January 1932.	22,198.99	19,342 15 6	18,315 2 0	37,658 1 6	30th April 1932 ..	13th May 1932 ..	Do. do.
12	Providing cement concrete foundation along Girgaum Back Road from Sandhurst Road to C. P. Tank Road.	Messrs. Tanna Meghani & Co., S. C. R. No. 5137 of 28th September 1932.	51,209.86	48,791 0 6	12,495 5 0	61,286 14 6	9th April 1933	Work completed; accounts are to be adjusted.
13	Providing cement concrete foundation along Carnac Road (north side) from Phatakwadi to Kalbadevi Road.	Mr. Dattatraya Govind, S. C. R. No. 4956 of 21st September 1932.	12,549.35	12,128 10 8	9,043 8 0	21,172 2 8	2nd Dec. 1932 ..	2nd Dec. 1932 ..	Work completed; accounts adjusted.
14	Providing cement concrete foundation at Mahim Chowk.	Messrs. Maneek Kurpal & Bros., S. C. R. No. 5139 of 28th September 1932.	16,348.27	14,326 3 9	17,080 8 0	31,406 11 9	27th Dec. 1932 ..	23rd Dec. 1932 ..	Work completed; accounts are being adjusted.
					Carried forward	3,61,734 6 3			

176

Serial No.	Name of work	Name of contractor and Standing Committee Resolution No.	Contract amount.	Actual expenditure including establishment upto 31st March 1933.	Cost of asphalt including establishment upto 31st March 1933.	Total expenditure upto 31st March 1933.	Date of completion according to contract period.	Actual date of completion.	REMARKS.
			Rs. dec.	Rs. a. p.	Rs. a. p.	Rs. a. p.			
					Brought over ..	3,61,734 0 3			
15	Providing 1/2" sett-stone pavement on cement concrete foundation at the junction of Lamington Road and Grant Road.	Messrs. S. M. Shah & Co., S. C. R. No. 5138 of 28th September 1932.	9,988.08	5,737 4 0	5,737 4 0	4th March 1933..	Work completed; accounts are being adjusted.
16	Providing 6" sett-stone pavement on cement concrete foundation along Chinch Bunder Road from Dongri Street to Sandhurst Road.	Messrs. Rasulji Rajbhoy & Co., S. C. R. No. 5721 of 19th October 1932.	51,439.50	32,905 5 0	32,905 5 0	8th May 1933	Work nearing completion; accounts are to be adjusted.
17	Providing 6" sett-stone pavement on cement concrete foundation along DeLisle Road from Arthur Road to Currey Road.	Messrs. Rasulji Rajbhoy & Co. S. C. R. No. 5165 of 23th September 1932.	134,519.23	55,173 14 0	55,173 14 0	16th Oct. 1933	Work is in progress.
18	Cutting Golanji Hill Road (East side)..	Mr. Manilal H. Patel, S. C. R. No. 4845 of 27th August 1929.	113,650.00	83,894 8 11	83,894 8 11	22nd Sept. 1930..	15th March 1932..	Work completed; accounts are being adjusted.
19	Cutting Golanji Hill Road (West side)..	Messrs. Shapurji Pallonji & Co., S. C. R. No. 357 of 15th April 1931.	42,928.49	24,922 9 9	24,922 9 9	3rd Jan. 1932 ..	13th June 1932 ..	Work completed; accounts are to be adjusted.
20	Providing 6" cement concrete roadway in a portion of the proposed Tripartite Road between Parsl Tank Road and Sewri Now Road.	Messrs. Rawji Sojpal & Co., S. C. R. No. 9438 of 8th February 1933.	18,520.91	2,642 7 5	2,642 7 5	15th April 1933	Work is in progress.
						5,67,010 7 4			
21	Paving with Shahabad stone slabs the footpaths along Broach Street, Surat Street, Masjid Siding Road and a portion of Clive Road.	Mr. Dattatraya Govind, S. C. R. No. 820 of 27th April 1932.	16,516.25	10,835 3 2	23rd June 1932 ..	17th Sept. 1932..	Work completed; accounts adjusted.
22	Paving with blue stone slabs the footpaths along Girgaum Back Road between Sandhurst Road and C. P. Tank Road.	Messrs. S. M. Shah & Co., S. C. R. No. 7053 of 30th November 1932.	11,926.37	4,658 2 3	8th March 1933	Work is in progress.
			Total Rs. ..	15,491 5 5					

Drainage and Road Works carried out departmentally.

Serial No.	Description.	Actual expenditure incurred.		
		Rs.	a.	p.
1	Constructing two passages with cement concrete surface leading to the two properties of Messrs. Lopez Bros. off the new roads between Lady Jamshedji Road and Sorab Mill Lane.	687	10	0
2	Constructing cement concrete road in front of the plot to be sold to Mr. K. R. P. Shroff, Case No. M/302, near Shivaji Park	3,490	1	0
3	Constructing a portion of the proposed 60' road with cement concrete off Lady Jamshedji Road, Case No. M/339 ..	1,266	7	0
4	Diverting the 6" existing pipe sewer in the land given to the Crown Mills at DeLisle Road Extension	903	0	0
5	Constructing a portion of the 40' road with cement concrete off Mahim Bazar Cross Road near Mr. Naik's property ..	1,402	8	0
6	Paving the open spaces and constructing a roadway in the compound of Bandra Slaughter Houses	39,901	0	0
	Total ..	47,650	10	0

Footpath Works done departmentally.

Serial No.	Description.	Mode of construction.	Actual expenditure incurred.		
			Rs.	a.	p.
1	Paving a portion of the western footpath at Lamington Road opposite Central Station.	Shahabad slab pavement.	472	2	0
2	Paving a portion of the southern footpath along Forjett Street.	Do. ..	358	11	0
3	Paving a short length of footpath at Dadar Road near its junction with Vincent Road west of Rana Terrace.	Blue stone pavement.	1,054	0	0
4	Paving the northern footpath of the low level road to the north of Masjid Bridge.	Do. ..	471	14	0
5	Paving the eastern footpath along Charni Road between Khetwadi Back Road and Khetwadi Main Road.	Do. ..	955	11	0
6	Paving the eastern footpath along Charni Road between Grant Road and Khetwadi Back Road.	Do. ..	(work incomplete).		
7	Footpath on the south side of Portuguese Church between Gokhale Road and Lady Jamshedji Road.	Katcha.	2,302	0	0
	Total ..		5,614	6	0

Asphalt Plant.

142. During the year 1932-33 a length of 1.022 miles of roads covering an area of 24,423.59 square yards was asphalted. This together with the roads laid in previous years gives a total length of 30.521 miles covering an area of 6,64,264.68 square yards of asphalt pavements laid by the Municipal Plant upto 28th February 1933.

A length of 0.898 miles covering an area of 18,976 square yards was taken over from the Bombay Improvement Trust in this year. This together with the roads taken over from that body in previous years gives a total length of 9.884 miles covering an area of 3,17,617.15 square yards of Improvement Trust roads.

The total mileage and area of asphalt roads in Bombay on 28th February 1933 are thus 40.405 miles and 9,81,881.83 square yards respectively including the roads taken over from the Bombay Improvement Trust, the details of the different methods being as follows :—

Agency.	3" sheet asphalt.		2" asphaltic concrete		2½" Mixed macadam.		3" Cold Mix.		Total.	
	Miles.	Area in sq. yds.	Miles.	Area in sq. yds.	Miles.	Area in sq. yds.	Miles.	Area in sq. yds.	Miles.	Area in sq. yds.
Municipality ..	23.687	497,867.24	2.640*	64,013.53†	3.721	91,355.35	0.473	10,128.56	30.521	664,264.68
Bombay Improvement Trust.	9.494	309,267.15	0.390	8,350.00	9.884	317,617.15
Total ..	33.181	807,134.39	3.030	72,363.53	3.721	91,355.35	0.473	10,128.56	40.405	981,881.83

* 0.424 mile of this was laid at Keshali Bridge.

† 5,975 square yards of this were laid on 4" black base.

The total area of 24,423.59 square yards was laid with different kinds of asphalt during the year under report as shown below :—

Kind of asphalt.	Area laid in square yards.	REMARKS.
1. Mexphalte	2,847.56	Supplied by Burmah-Shell Oil Co.
2. Texaco	21,576.03	Supplied by Texas Co.

In addition to the above an area of 1,353.31 sq. yards was laid during the year in connection with the re-instatement of trenches taken by various Utility Companies and an area of 8,535 sq. yards was laid out of the grant for maintenance of Capital roads and roads taken over from the Bombay Improvement Trust more than 5 years old.

A small portion of Mazagaon Road admeasuring an area of 685 sq. yards was repaired during the year with Bitumen Emulsion supplied by Messrs. Shaw Wallace & Co. The results are being watched.

The total expenditure incurred during the year amounted to Rs. 1,43,976-6-3 and the value of the materials on hand at the end of the year was Rs. 12,310-11-0. The actual expenditure was thus Rs. 1,31,665-11-3.

The rates charged for various methods were as shown below :—

	Rs.	a.	p.
1. 3" sheet asphalt with T. R. A.	4	14	0
2. 3" sheet asphalt with oil asphalt	4	2	0
3. Patching 3" sheet asphalt T. R. A.	10	0	0
4. Patching 2½" mixed macadam with ½" seal coat T. R. A.	10	0	0
5. Patching asphaltic concrete T. R. A.	10	0	0
6. Patching 1" asphalt mixture T. R. A. (top coat) ..	5	0	0

	Rs. a. p.
7. Patching 3" sheet asphalt (oil asphalt)	9 0 0
8. Patching 2½" mixed macadam with ½" seal coat (oil asphalt)	9 0 0
9. Patching 2" asphaltic concrete (oil asphalt)	9 0 0
10. Patching 1" asphaltic mixture (oil asphalt)	4 8 0
11. Road repairs T. R. A.	7 0 0*
12. Road repairs oil asphalt	6 2 0*
13. 3" asphaltic concrete (oil asphalt)	4 7 0
14. 2½" plant-mixed macadam with ½" seal coat (oil asphalt)	3 12 0
15. 2½" plant-mixed macadam with ½" seal coat (T. R. A.)	4 8 0
16. 2" asphaltic concrete T. R. A.	4 0 0

* To be charged when the trenches are more than 20 sq. yards; otherwise the rate of patching to be charged.

The Plant was closed during the monsoon for 167 days from the 25th May 1932 to the 7th November 1932. Out of the remaining 198 days, 28 were Sundays, 10 holidays, 22 wash out and repair days for the Plant and 130 were working days. The Plant had to be shut down for 8 days on account of riots in the month of May 1932.

The average area laid per day with the different methods was as follows :—

Method.	Length in miles.	Area in sq. yds.	No. of days.	Average per day.
3" sheet asphalt	1.022	24,423.59	56	436.13
Maintenance work	8,535.00	54	158.00
Patching	1,353.31	20	67.67
	1.022	34,311.90	130	..

4,000 R. ft. of expansion joint were also prepared.

The following tests were taken during the year at the Asphalt Plant Laboratory :—

	No. of tests.
1. Extractions	404
2. Platform sand tests	2,327
3. Test of sand from depots	1,425
4. Test of material from depots	310
5. Test of platform metal	877
6. Void tests	61
7. Specific gravity tests	282
8. Preparing samples of various road mixtures ..	175
9. Penetration and other tests	815

The areas of the new roads laid by the Plant since 1921-22 up to-date are as shown below:—

	Area in sq. yds.
1921-22	3,815.00
1922-23	63,579.00
1923-24	40,240.02
1924-25	56,602.99
1925-26	72,569.25
1926-27	70,189.05
1927-28	79,434.58
1928-29	93,592.42
1929-30	86,883.90
1930-31	32,128.30
1931-32	40,806.58
1932-33	24,423.59
Total ..	<u>6,64,264.68</u>

Improvement of Private Streets.

143. Action under section 305 of the Municipal Act was taken in respect of 53 private streets and the following streets were declared public under section 306 of the Municipal Act during the year 1932-33:—

	Sq. ft.
1. Private street off Gowalia Tank Road (Pan Gulli) ..	6,378
2. Private street known as Kharwa Gully off Falkland Road 6th Cross Lane	7,786
3. Private street off Grant Road near Novelty Cinema ..	4,095
4. Private street off Grant Road near Super Cinema ..	9,200
5. Private street known as Bhada Street off Proctor Road.	4,243
	<u>31,702</u>

This represents a length of 1,768 ft. or more than one-third mile.

The following 8 works were carried out departmentally at the cost of the frontagers:—

	Total expenditure booked up to 31-3-33.
	Rs. a. p.
1. Private street in Zaoba's Oart	2,304 0 0
2. Private street off Lady Jamshedjee Road near Ranade Road	875 9 8
3. Private street off Lady Jamshedjee Road near Khandke Building	3,654 9 5
4. Private street Dammer Cross Lane	1,778 7 9
5. Private street Gavlivad	3,598 8 1
6. Private street 1st Ganeshwadi	4,062 9 10
7. Private street off Mount Road	1,095 0 0
8. Private street Duncan Road 1st Cross Lane ..	334 15 9
Total ..	<u>17,703 12 6</u>

The work of providing 6" cement concrete slabs along other private streets in Zaoba's Wadi was carried out by contract at the cost of the frontagers as per Standing Committee Resolution No. 6274 dated the 9th November 1932. The total certified expenditure booked up to 31st March 1933 is Rs. 3,482-4-0.

Recoveries of expenditure from the houseowners were in progress. In 26 cases, claims amounting to Rs. 20,265-7-0 were declared improvement expenses with the sanction of the Corporation under section 494 of the Municipal Act and steps are being taken to effect recoveries from the tenants of the properties concerned under the provisions of sections 495 and 496 of the Municipal Act.

Decrees have been obtained in 7 cases which were pending in the Court at the close of the year 1931-32. In 13 cases references under section 503 of the Municipal Act were filed in the Small Causes Court out of which decrees have been obtained in 12 cases and claims were settled outside the Court in one case.

The total expenditure incurred on the improvement of private streets during the year under report amounted to Rs. 37,029-2-0 and total recoveries made from the houseowners during the year under review for the improvements carried out during the previous years amounted to Rs. 58,133-11-7.

Design Office Work.

144. 190 estimates for drainage and sewerage works, 262 for road work (*i.e.* 452 estimates in all) and 479 tracings and 1,841 blue prints for both drainage and road works were prepared during the year.

Similarly under Subvention scheme 919 estimates, 1,847 notices under sections 230 and 238 of the Municipal Act, 251 tracings and 2,752 blue prints were prepared during the year.

II. MAINTENANCE.

(1) Repairs and Alterations to Drains and Sewers.

145. 204 small drainage works of alterations and repairs to the existing drains and sewers were carried out departmentally. 61 manhole frames and covers, 259 gratings and 9 ventshafts were renewed as found necessary. The total certified expenditure booked up to the end of the year was Rs. 20,108-10-10 as against the budget provision of Rs. 25,000.

146. (2) **Cleansing of Pipe Sewers, Ovoid Sewers, Storm Water Drains, Water-courses, Catchpits, Water Entrances, Septic Tanks, and Contact Beds, Street Connections, Testing and keeping in order Ventshafts.**

(a) There are about 141.90 miles of pipe sewers and the systematic cleaning of these sewers was carried out throughout the fair season. Discs and cleaning rods were passed through 115.89 miles of these sewers and the silt removed therefrom amounted to 3,397.20 tons or 86,126.50 c. ft. 2,506 chokes and obstructions from pipe sewers were removed.

(b) There are 16.15 miles of ovoid sewers including duplication. Scrapers were passed through 9.25 miles of these sewers and silt removed therefrom amounted to 695.6 tons or 17,635 c. ft.

(c) There are about 194.28 miles of storm water drains out of which 18.42 miles were cleaned and 9,972.54 tons or 2,52,825.18 c. ft. of silt removed from storm water drains in Kika Street, Sonapur Street, Bapu Khote Street, Panjrapole, Chandanwadi, Shaikh Memon Street, Tardeo Road, Harvey Road, Grant Road, Sleater Road and Vincent Road.

(d) Water-courses at the following places were cleaned :—

Kharvawadi, Nepean Sea Road, Currey Road, Sewri Cemetery, Naigaum Road, Dadar Road, Tulsi Pipe Line Road, Carroll Road, Elphinstone Road, Haines Road Flat, Dhobighat, Arthur Road, DeLisle Road from Mr. Soman's bungalow.

- (e) There are 32 catchpits on pipe sewers and 9 on main sewers. They are frequently cleaned during the year and the silt removed amounted to 1,997·8 tons or 50,648·68 c. ft.
- (f) There are about 12,715 water entrances in the City, of which 5,183 are provided with closable type of frames and gratings, 2,819 with gratings and concrete covers and 4,713 with gratings and plates. These were cleaned, opened and closed before and after the monsoon and kept in working order.
- (g) The work of repairing the breakwaters and protective wall and maintaining the installation of the Biological Tank at Banganga, Walkeshwar, was carried out during the year at a total cost of Rs. 9,796-10-0 against the grant of Rs. 10,050 provided for the purpose. The septic tanks and contact beds were cleaned and maintained in proper order.
- (h) About 35,060 street connections were cleaned and maintained.
- (i) There are 718 ventshafts to ventilate the pipe sewers and main sewers and they were tested and kept in working order.
- (j) The total expenditure on cleaning work amounted to Rs. 2,61,657-6-7.

(3) Cleaning, Maintaining and Upkeep of Open Main Drains and Low Level Channels.

147. (a) The work of cleaning open main drains and low level channels was carried out departmentally at a total cost of Rs. 4,933-5-0 and Rs. 6,595-11-0 out of the grants of Rs. 5,000 and Rs. 7,000, respectively, provided for the purpose and the silt removed therefrom amounted to 23,430 tons or 5,94,000 c. ft. and 10,247·66 tons or 2,59,800 c. ft. respectively.

(b) The open main drains and low level channels were maintained in proper repairs and expenditure amounted to Rs. 4,239-1-0 against the grant of Rs. 4,500 provided for the purpose.

(4) Cleaning of Drains Attached to Municipal Premises.

148. About 418 works in connection with cleansing of the drains attached to Municipal properties were carried out at a total cost of Rs. 2,418 out of the grant of Rs. 4,500 provided for the purpose. These works were carried out upto the end of August 1932 by the Works Branch and subsequently they were transferred to the Health Department.

(5) Departmental and Private Works.

149. Minor departmental and private works of the total cost of about Rs. 17,287-10-4 were carried out departmentally at the cost of various Municipal departments and private parties.

(6) Relieving Arches of Old Main Drain at Falkland Road.

150. A provision of Rs. 2,000 was made in the budget for the year 1932-33 for the work. An estimate amounting to Rs. 5,625 was prepared and Municipal Commissioner's sanction was obtained to carry out the work to the extent of the provision available. The expenditure in connection with this work upto the end of the year amounted to Rs. 1,992-14-0.

(7) Relieving Arches for Sewers and Drains.

151. During the year a new provision of Rs. 5,000 was proposed for building relieving arches over sewers and drains wherever they were undermined. An expenditure of Rs. 1,379-2-9 was incurred in repairing the following arches :—

- (a) The arch of the arched drain in Abdul Rehman Street gave way and was repaired.
- (b) The top surface of the arch of the storm-water drain at Parel Cross Road which had gone bad was repaired.

(7a) Sluices.

152. There are 14 existing sluices for the storm-water outfalls and 24 fair weather connections which were maintained in working order during the year at a total cost of Rs. 3,125-5-0.

(8) Underground Flushing Tanks.

153. There are 340 underground flushing chambers to flush pipe sewers and they were tested, repaired and kept in working order at a total cost of Rs. 452-2-0.

(9) NEW WORKS.**(a) Petty Drainage Works.**

154. 20 drainage works were carried out departmentally out of the grant of Rs. 15,000 provided in the Budget under New Works, Drainage, and the total certified expenditure upto the end of the year amounted to Rs. 12,370-5-8.

(b) Completion of House Drainage Connections in Different Parts of the City.

The street portions of the house drain connection works in the City were carried out departmentally during the year. 128 sullage connections were made and the certified expenditure upto the end of the year amounted to Rs. 14,875-8-0. These connections served 127 premises all of which were drained on water carriage system. 90 storm-water drain connections were made and the total certified expenditure upto the end of the year amounted to Rs. 4,033-12-0.

(c) Permanent Manholes over Storm-Water Drains.

A provision of Rs. 3,000 was made in the Budget for the year under report under New Works for providing permanent manholes over storm-water drains and the work was carried out departmentally as under :—

7	manholes at Ghogha Street.
2	„ Clive Road.
5	„ Broach Street.
4	„ Baroda Street.
7	„ Stable Street.
6	„ Coppersmith Road.
3	„ Parel Tank Road.
3	„ Kasara Basin Road.
1	manhole at Khetwadi Main Road.
2	manholes at Girgaum Back Road.
<hr/>	
40	
<hr/>	

The total expenditure upto the end of the year amounted to Rs. 2,404-5-0.

(d) Chaupatty Sea Face Work.

A provision of Rs. 5,000 was made in the Budget for the above work and a stepped wall about 200 ft. in length was constructed at a cost of Rs. 4,911-4-0. A length of about 580 ft. has so far been completed at a cost of about Rs. 14,108.

(e) Extending Storm-Water Drain Outfall at Chaupatti Sea Face further into the Sea.

A provision of Rs. 4,876 was made in the Budget for the above work and the same was carried out at a total cost of Rs. 4,847-12-0.

(f) Construction of Six Chaukies for Storing (Drainage) Materials.

A provision of Rs. 2,916 was made in the Budget for the above work and six chaukies were constructed at a total cost of Rs. 2,699-2-0.

(g) **Providing 12' Storm-Water Pipe Drains with water entrances in Arthur Road Hospital Compound.**

A provision of Rs. 6,268 was made in the Budget for the above work and the same was carried out at a total cost of Rs. 4,080-2-0.

(h) **Providing Drainage Arrangements to the Lions' Cage at Victoria Gardens.**

A provision of Rs. 353 was made in the Budget for the above work and the same was carried out at a total cost of Rs. 251-11-0.

(i) **Providing C.I. Wash-basins in 3 Municipal Markets.**

A provision of Rs. 329 was made in the Budget for the above work and the same was carried out at a total cost of Rs. 203-15-0.

(10) **LATRINES AND URINALS.**

155. The following two works of shifting the urinals were undertaken and completed during the year at a total cost of Rs. 2,013-15-0.

No.	Description.	Cost.
		Rs. a. p.
1	Shifting the urinal at the junction of Cavel Street and Kalbadevi Road	761 10 0
2	Shifting the urinal at Vithalwadi	1,252 5 0
	Total ..	2,013 15 0

(11) **ROAD REPAIRS AND MAINTENANCE.**

(a) **Water-bound Macadam Roads.**

156. The areas of water-bound macadam roads repaired and maintained during the year and the expenditure incurred thereon are as given below :—

Kind of work.	Area in Sq. Ft.	Cost.
		Rs.
Resurfacing with 3" metal	771,680	55,754
Patch repairs	721,924	86,487
Maintenance of kutchra footpath	18,112
Maintenance of roadside trees	6,314
	Total ..	1,66,667

The average rate of repairing water-bound roads worked out to Rs. 10-11-9 per 100 sq. ft. against Rs. 7-2-10 of the last year which was exclusive of miscellaneous and general charges. This year these charges have been added to the cost of repairs and hence the rate is higher.

(b) Asphalt Roads.

Water-bound roads comprising an area of 4,08,604 sq. ft. were resurfaced with 3" asphalt macadam, other roads comprising an area of 20,00,884 sq. ft. were surface-dressed with bitumen and roads treated with bitumen comprising an area of 18,73,123 sq. ft. were patched with bitumen.

The average rates of asphalt macadam, surface-dressing with asphalt and bituminous patching worked out to Rs. 18.8, Rs. 6.2 and Rs. 8 per 100 sq. ft. respectively as against the rates of Rs. 14-10-6 and Rs. 8-5-9 per 100 sq. ft. for the former two items during the last year.

The total expenditure in carrying out bituminous operations amounted to Rs. 3,54,715-10-0.

(c) Restoration of Trenches.

The following lengths of trenches in roads were opened by various departments and Utility Companies :—

	R. ft.
1. Water Department	64,806.85
2. The Bombay Gas Co. Ltd.	21,500.06
3. The Bombay Telephone Co., Ltd.	11,188.59
4. The B. E. S. & Tramways Co., Ltd.	9,398.76
5. Government Telegraph Department	1,117.54
6. Drainage works	14,188.16
7. Miscellaneous agencies	21,763.43
Total ..	<u>1,43,963.39</u>

This is equivalent to 27.27 miles out of the total of 221 miles of roads in the City.

These excavations were repaired by this department at the cost of departments or parties concerned. The total cost of the above works carried out by this department amounted to Rs. 1,65,095.

(d) Road Watering.

All water-bound roads comprising an area of 6,45,130 sq. yards were watered twice a day and the expenditure incurred thereon amounted to Rs. 41,377-8-0.

(e) Roadside Trees and Benches.

About 574 trees of different species were planted on different roads in the City. Of this number 57 were planted in freshly prepared pits to form new avenues for which a grant of Rs. 1,000 was provided in the Budget and the remaining were planted in the existing avenues in place of casualties due to various causes. The cost of planting trees amounted to Rs. 486-13-2. The young trees were obtained from the Road Department Nursery at Siri Road where there are nearly 1,000 seedlings of 30 different species in stock. The total cost of the nursery amounted to Rs. 787-12-2.

About 16 large trees were uprooted by the heavy gales of wind and rain during the monsoon during the year under report but no damage was done to life or property.

No benches were purchased during the year.

(f) Steam Rollers.

The total strength of steam roller is 31 ; out of these 27 are on road work and 4 on asphalt work. The average number of rollers used on roads per day came to 24 including the asphalt rollers.

The total expenditure on maintenance of steam rollers during the year amounted to Rs. 73,389-2-0.

(g) Motor Traction.

During the year 1932-33 16 motor lorries of the Transport Department travelled 1,07,281 miles.

All these lorries are charged to the various departments at the rate of annas eleven per lorry per mile for the first 10 months and annas ten per mile for the last 2 months and Rs. 3-8-0 per brass from any Municipal crusher to any part of the City.

Several of these lorries which have passed their profitable life and have been depreciated are still running satisfactorily. A number of obsolete lorries have been disposed of and provision to replace some of them will be made in the Budget for the year 1934-35.

The above figures do not include the Ambulances, Health Department, Water Department and Drainage lorries and Meat vans which total 78 and are run by the respective departments.

The cost of running the motor lorries supplied to the Works Branch during the year amounted to Rs. 46,730-1-0.

Two lorries were purchased during the year to replace the obsolete ones.

(12) Works carried out on behalf of other Departments or private parties.

157. (a) 51 works were carried out departmentally on behalf of other departments during the year 1932-33 at a total cost of Rs. 17,897-9-0.

(b) 93 works were carried out during the year on behalf of private parties after receiving deposits from them at a total cost of Rs. 24,794-11-0.

(13) Permits issued.

158. In all 1,190 permits were issued during the year under report for the following purposes :—

	Nos.
1. Temporary erection of mandaps	86
2. For placing chairs and benches	264
3. For erection of scaffolding or stacking building materials	589
4. For 'Holi' festival (free)	90
5. For Mohurram festival (free)	161
Total ..	1,190

(14) Purchase of Plant and Machinery.

159. During the year the following plant and machinery were purchased :—

	Rs.	a.	p.
1. Portable air pump	84	0	0
2. Guide-O-Graph marking machine	175	0	0
3. Johnson's Portable power rammer	1,579	8	0
4. Concrete mixer	3,620	0	0
5. Portable Chloronome	1,425	0	0

(15) Street Widening consequent upon Set-backs.

160. About 3,150.11 sq. yards of land was added to the roads as set-backs in different wards of the City and expenditure incurred in carrying out these works amounted to Rs. 21,873-1-6. This includes the cost of such incidental works as shifting of tram poles, electric cables, etc., which came within the area of set-backs.

(16) The following Footpaths and roads were taken over from the Bombay Improvement Trust.

161. (a) Footpaths taken over :—

No.	Name of Road.	Length in R. ft.	Area in Sq. ft.
1	Footpath in Jail Road East opposite Plots Nos. 108, 113 and 114 in Schemes Nos. 3 and 29.	350	2,969.08
2	Footpath in St. Mary's Road	465	3,696.87
3	Footpath in roads in Scheme No. 5	8,993	84,654.00
4	Footpath in Worli in Scheme No. 58	227	4,545.00
	Total ..	10,035	95,864.95

The total length of footpaths taken over is 1.9 miles.

(b) Roads taken over :—

No.	Name of Road.	Length in R. ft.	Area in Sq. ft.
	Roads in Worli Scheme No. 52.		
1	Road No. 5A, 60' road	568	19,262
2	Road No. 12 40' road	1,283	28,219
3	Road No. 13 60' road	410	16,673
4	Road No. 5B	1,692	62,541
	Total ..	3,953	126,695

The total length of roads taken over is .75 miles.

(17) Occupation of roads with building materials.

162. Action under section 322 (c) of the Municipal Act was taken by this department to prevent unauthorised occupation of roads with building materials. About 578 notices were served for contravening the provisions of this section.

About 589 bills were prepared for the recovery of the fees for occupation of roads with building materials or scaffolding and the fees recovered amounted to Rs. 16,071-10-0.

(18) Recovery of Ground Rent on account of Occupation of Roads and Footpaths by Private and Public Bodies.

163. About 1,272 monthly bills and 112 yearly bills were prepared for recovery of ground rent in respect of temporary letting of roadside lands or parts of footpaths for erection of petrol tanks, pumps and other miscellaneous occupation and the rents recovered in this respect amounted to Rs. 40,611-0-6. This is exclusive of the rent for tramway tracks and wayleave in respect of telephone wires which amounted to Rs. 65,329-14-10 and Rs. 5,160-12-8 respectively.

No permission for installation of tanks and pumps was granted to dealers in petrol.

164. (19) Road materials and materials required for drainage works purchased during the year are as per Statement marked W. E./D.

(20) Tramways.

165. No new tramway tracks were laid during the year under report.

In accordance with Corporation Resolution No. 4313, dated the 7th October 1915 the following information regarding the rolling stock has been obtained from the Bombay Electric Supply and Tramways Company, Limited, for the year under report :—

Q.—The number of cars running in the City classified according to the different types with the total carrying capacity of each.	A.—265 units consisting of :—
	58 double decked bogies each seating 104 passengers.
	1 double decked bogie seating 100 passengers.
	1 double decked bogie seating 86 passengers.
	9 bogie trains each seating 98 passengers.
	33 bogie trains each seating 94 passengers.
	5 single trucks each seating 32 passengers.
	15 single trucks double deck each seating 64 passengers.
	98 single truck trains each seating 78 passengers.
	45 single truck trains each seating 70 passengers.
	— 265 —

During the year no tramway shelters were erected by the Bombay Electric Supply and Tramways Company, Limited.

(21) Street Name Boards.

166. 8 new street name boards were fixed during the year under report. Old boards were renewed and painted where necessary at a total cost of Rs. 810-5-0.

A sum of Rs. 2,000 was available for purchasing street name plates and as decided by the Corporation under their Resolution No. 3022, dated the 24th July 1930 tenders for the supply of 89 enamelled street name plates and 5 Indication sign boards were invited and the lowest tender of Messrs. Acme Manufacturing Company amounting to Rs. 517 was accepted (Standing Committee Resolution No. 5961, dated the 26th October 1932). It was subsequently proposed to purchase 205 additional street name plates and the Company agreed to supply them at the rate of Rs. 5 per plate and their quotation amounting to Rs. 1,025 was accepted (Standing Committee Resolution No. 9433, dated the 8th February 1933). The street name plates and Indication sign boards were received from the firm and arrangements were being made to fix them at the sites proposed. The total expenditure incurred so far is Rs. 1,306-15-5.

Statement showing materials purchased during 1932-33.

W. E. D.

Name of material.	Quantity.	Rate.	Per.	Amount.	Name of supplier.	REMARKS.
	Ton. cwt. qr. lbs.	Rs. a. p.		Rs. a. p.		
Hot Asphalt	999 9 2 12	105 0 0	Ton.	1,04,945 6 9	The Texas Co. (India), Ltd.	
Do.	329 4 1 15	96 0 0	"	31,608 8 11	Do.	
Do. (special grade)	199 18 0 5	111 3 0	"	22,226 10 1	Messrs. Burmah-Shell Oil Storage and Distributing Co. of India, Ltd.	
Cold Bitumen Emulsion	201 4 2 16	104 0 0	"	20,028 2 7	The Standard Oil Co. of New York, (Socony Vacuum Corporation).	
Do	24 17 1 27	122 0 0	"	3,034 11 0	The Texas Co. (India), Ltd.	
Bitumels	10 0 0 0	129 0 0	"	1,290 0 0	Bitumen Emulsion (India). Messrs. Shaw Wallace & Co.	The firm has also supplied 10 tons of Bitumel free of cost for trial.
Metal 2½"	6,07,168 c. ft.	11 6 9	100 c. ft.	69,349 15 6	Mr. Usman Haji Mahomed.	
Sand (coarse)	1,61,083 "	12 0 0	" "	19,329 15 4	Messrs. Tejoo Kaya & Co.	
Coke	Ton. cwt. qr. 1,341 1 2	25 0 0	Ton.	33,526 14 0	} The Bombay Gas Co., Ltd.	
Tar	25 10 0	4 8 0	Cwt.	2,205 0 0		
Lime fresh Andheri	15,412 c. ft.	28 0 0	100 c. ft.	3,678 13 6	}	
Lime mortar	384 "	30 0 0	" "	98 3 2		
Table stone	2,099 Nos.	60 0 0	100 Nos.	1,259 6 5		
Stone rubble	3,563 c. ft.	11 0 0	100 c. ft.	334 2 0	} Mr. Enus Kondaji	
Shahabad stone 2" to 2½"	684 s. ft.	20 0 0	100 s. ft.	108 1 8		
Do. 3" to 3½"	16,925 "	27 0 0	" "	3,895 11 6		The actual rate for materials bracketed in this statement is 14½% below the rate quoted in the column No. 3.
Kerbstone medium dressed	1,811 r. ft.	75 0 0	100 r. ft.	1,158 2 11		
Sett stone for paving	39,660 Nos.	11 0 0	100 Nos.	3,719 2 0		
Blue stone rough dressed	31.50 s. ft.	70 0 0	100 s. ft.	18 12 10		

Name of material.	Quantity.	Rate.	Per.	Amount.	Name of supplier.	REMARKS.
		Rs. a. p.		Rs. a. p.		
Blue stone rough dressed	36 c. ft.	1 6 0	C. ft.	42 3 2	} Mr. Enus Kondaji	The actual rate for materials bracketed in this statement is 14 1/2% below the rate quoted in the column No. 3.
Do. khandkies	500 Nos.	30 0 0	100 Nos.	127 14 0		
Do. for paving medium dressed	224 "	46 0 0	" "	87 13 7		
Bamboos, rafters, bricks and other materials	8,269 12 7		
	Materials purchased	at the cost of	the Petty Supply	Contractor	Mr. Enus Kondaji.	
Table stone	647 Nos.	42 0 0	100 Nos.	271 11 10	} Messrs. Nonsy Manji & Co.	
Kerb stone	711 r. ft.	69 0 0	100 r. ft.	490 9 5		
Sett stone	48,506 Nos.	9 12 0	100 Nos.	4,729 5 0		
Do.	2,669 "	9 8 0	" "	253 8 11	} Messrs. G. B. Joshi & Co.	
Shahabad stone 1"	855 s. ft.	13 0 0	100 s. ft.	111 2 5		
Do. stone 3"	2,769 "	27 0 0	" "	747 10 1		
Table stone	198 Nos.	60 0 0	100 Nos.	118 12 9	} Mr. Usman H. Mahomed,	
Kerbstone	287 r. ft.	75 0 0	100 r. ft.	215 4 2		
Blue stone for pavement	25 "	44 0 0	" "	11 0 0		
Sett stone	24,098 Nos.	9 12 0	100 Nos.	2,349 8 10	} Messrs. Raoji Sojpal & Co.	
Blue stone for pavement	1,416 "	44 0 0	" "	623 0 7		
			Total ..	3,41,255 1 6		

(22) Repairs to Capital Roads.

167. 12 roads constructed on permanent basis were repaired (in part) at a total cost of Rs. 63,702-13-0.

(23) Miscellaneous Road Works.

168. (a) During this year under report a portion of DeLisle Road from the toe line of North approach of DeLisle Road Overbridge to a point 1,700 ft. northwards comprising an area of 54,400 sq. ft. was treated with Shelmac at a total cost of Rs. 13,394 and a portion of Tardeo Road between Shastri Hall and Forjett Street comprising an area of 30,880 sq. ft. was treated with Shelmac at a cost of Rs. 9,827. A further portion of DeLisle Road from Saraswati Cinema to the Junction of DeLisle Road Extension was being treated with Shelmac at the close of the year. The cost of these two works was met out of the road repairs and maintenance grant.

(b) Cleansing and Repairing Port Trust Wharves and Roads.

As sanctioned by the Corporation a rebate of Rs. 1,60,550 was paid to the Port Trust on account of maintenance and upkeep of their roads in Cotton Green and Rs. 43,680 for lighting them.

(24) Street Lighting.

169. During the year under report the street lighting was done by 6,981 gas lamps, 1,333 electric lamps, 223 (Bannister) Incandescent oil lamps and 20 kerosene oil lamps.

The amount spent on each for the year is given as under :—

	Rs.	a.	p.
Gas lamps	6,24,306	11	6
Electric lamps	2,65,408	0	5
Bannister (Incandescent, kerosene oil) lamps	57,653	2	1
Kerosene Oil lamps	897	8	0
Total Rs. ..	9,48,265	6	0

In addition to the above a sum of Rs. 53,196-10-2 was spent on the following items :—

	Rs.	a.	p.
(1) For erecting new lamps to improve the lighting arrangement	27,736	14	0
(2) Repairs and Maintenance	7,054	13	2
(3) Establishment	18,044	15	0
(4) Miscellaneous	360	0	0
Total Rs. ..	53,196	10	2

The total expenditure incurred on lighting during the year amounted to Rs. 10,01,462-0-2.

New lanterns as shown below were provided on the following roads :—

(a) Electric Lamps.

Worli Chawl Road No. 12	7—200	watt.
" " " 13	1—	"
" " " 5-A	2—	"
" " " 5-B	8—	"

(b) Gas Lamps.

Mirza Ali Street	3-2-lt.	Hexagonal.
Fanaswadi	3-2-lt.	"
Junction of Pydhoni Road and Samuel Street.	1-2-lt.	"
Road No. 51, Dadar-Matunga Estate	2-2-lt.	"
Kharwa Gulli	6-1-lt.	Littleton.
Telwadi	1-1-lt.	"
Pan Gulli off Gowalia Tank Road	5-1-lt.	"
Private street off Grant Road	3-1-lt.	"
Falkland Road 4th Cross Lane	4-1-lt.	"
Hansali Tank Lane, etc.	26-1-lt.	"
Private street off Clare Road	4-1-lt.	"
Ash Lane	6-1-lt.	"
Guzder Road off Girgaum Road	1-2-lt.	"
Bhada Lane	2-2-lt.	"
Low Level Road, South, off Kennedy Bridge ..	1-2-lt.	"
Road No. 54, Dadar-Matunga Estate	4-2-lt.	"
Mahim Bazar Cross Road Extension	17-2-lt.	"
Ganesh Peth Lane, Dadar	4-2-lt.	"
Cross Road near Dominic Lodge off Lady Jamshedji Road	2-2-lt.	"
Hansali Tank Lane	4-2-lt.	"
Tulsi Pipe Road south of Mahim Station ..	1-3-lt.	"
Portuguese Church Street, Dadar	19-3-lt.	"
Palton Road	9-5-lt.	"
Girgaum Back Road	4-5-lt.	"

The total candle power on roads is as given below :—

	1932-33.
Gas	16,35,760
Electric	3,94,336
Bannister	1,10,100

The number and type of gas and electric lamps are given below :—

Low Pressure Gas Lamps.

Type of lantern.	1-lt.	2-lt.	3-lt.	4-lt.	5-lt.	6-lt.	10-lt.	12-lt.	18-lt.	24-lt.	Total.
Hexagonal	3,284	494	321	1	4,100
Bombay	946	..	310	1,256
Littleton	88	317	149	142	301	997
Rochester	297 (a)	9 (b)	19 (c)	93 (d)	27	55	32	..	519

(a) 6 lts. lamps burning with 3 mantles only.

(b) 12 " " " " 4 " "

(c) 10 " " " " 5 " "

(d) 89-6 lt. lamps and 4-12 lt. lamps burning with 6 mantles only.

High-Pressure Gas Lamps.

Type of lantern.	300 C. P.	500 C. P.	1,000 C. P.	1,500 C. P.	3,000 C. P.	Total.
Keith.	2	17	27	54	1	101
Suggs.	8	8

Electric Lamps.

Type of lantern.	Street lamps.										Total.
	40 watt.	75 watt.	100 watt.	150 watt.	200 watt.	300 watt.	500 watt.	1,000 watt.	1,500 watt.	"Tur-tle."	
Holophane or Heydon, Harrison or Wembley or Wadle or City lanterns	13	5	57	1	356	859	32	8	1	1	1,333

The above statement of lamps includes (i) the lamps maintained by the Bombay Electric Supply and Tramways Company, Limited, near Victoria Terminus and (ii) lamps taken over from private streets when they were declared public and (iii) lamps taken over from the Bombay Improvement Trust.

Details of lamps taken over from other bodies are as under :—

(a) Gas Lamps.

	1-lt. Littleton.	2-lt. Littleton.	2-lt. Hexagonal.	Total.
Bombay Improvement Trust	4	2	6
Private streets	18	7	3	28

(b) Electric Lamps.

	200 watt.			Total.
Bombay Improvement Trust	18	18

The total quantity of gas consumed for street lighting during the year was 20,04,28,289 c.ft. as against 20,04,88,134 c. ft. in the previous year ; Calorific value of gas being 400 (Min). B. T. U.

Electricity.

	1932-33.	1931-32.
Total aggregate load of lamps	361.32 K.W.	358.22 K.W.
Load of all-night lamps	339.22 "	337.92 "
Load of half-night lamps	22.10 "	20.30 "

During the year steps were taken to economise the lighting cost by reducing the candle power of gas lamps, wattage of electric lamps and by replacing the incandescent oil lamps by gas and electric lamps.

A new contract for Incandescent Oil street lighting was entered into with Messrs. Anderson Dgwn and Company for 3 years commencing from 1st March 1932 on more favourable terms.

DISPOSAL OF TOWN REFUSE.**New Works.**

170. During the year under report 740 half-round-teak wood sleepers were purchased for the Railway line to replace the old and unserviceable ones through the Storekeeper out of the grant of Rs. 5,000 provided in New Works budget for the year 1932-33.

171. 750 second-hand steel rails 30 ft. long at Rs. 36 per ton and 750 pairs of fish plates at Rs. 60 per ton were purchased from the B. B. & O. I. Railway for the Railway line out of the grant of Rs. 10,000 provided in New Works budget for the year 1932-33.

172. A semi-permanent road from the culvert No. 6 to the skinning ground compound was constructed from the grant of Rs. 5,248 provided under New Works in the budget for 1932-33.

Area Reclaimed.

173. About 2 acres of land was reclaimed during the year. The total area so far reclaimed comes to about 278 acres.

Income.

174. The rights of cultivating the reclaimed land and the Slaughter House area for the year ending 31st March 1933 were sold for Rs. 8,075 and Rs. 500 respectively and those of fishing in the khajans, etc., in the above plots were sold for Rs. 2,950. The right of keeping a grocer's shop in the Municipal camp at Chembur was given to the staff for conducting the same on Cooperative basis.

Accidents and Fire.

175. Most of the reclaimed land caught fire during the year under report and the kutchra trains had to be shifted from one siding to another. No damage was however caused either to the permanent way or the rolling stock.

Detention of Kutchra Trains.

176. Engine detention fee of Rs. 5 per hour per trip was paid as usual to the Railway throughout the year as the length of the temporary sidings was too long to allow of the shunting operations being done within the stipulated time of 30 minutes per trip.

Sickness.

177. There was not much sickness in the camp which is inhabited by about 725 persons. The Medical attendant, Dr. Rane, from the Health Department visited the camp every evening and administered medicines free.

178. There were 15 deaths in the camp of which 13 were children and 28 births of which 14 were male and 14 female.

Running of Kutchra Trains.

179. Only one train daily was run during night time from 1st April 1932 to 11th September 1932 and thereafter two trains every night from 12th September 1932 to 31st December 1932. From 1st January 1933 one train during day time and one during night time were run upto the end of the year.

Education of the Children of the Staff.

180. The elementary vernacular school for the benefit of the children of the labour staff, established by the Depressed Class Mission Society, continues to do good work, the average attendance being 72 pupils.

I have the honour to be,

Sir,

Your most obedient servant,

T. K. RODDAN,

City Engineer.

WATER WORKS.

The total quantity of water received during the year from all sources, (Tansa, Vehar & Tulse) amounted to 32,147 million gallons or an average of 88.07 million gallons per day. The corresponding figures for the preceding year being 32,106 million gallons or an average of 87.96 million gallons per day.

The average daily supply to the Suburbs was 2.31 million gallons per day, leaving a balance of 85.76 million gallons for distribution in the City. Taking the population according to the Census Report of 1931 at 11,57,851 the average daily supply per head of population was 74 gallons for all purposes as compared with 74.13 gallons during the preceding year.

As it was anticipated that the Monsoon of 1933 would be very much deficient the water supply to the City was curtailed with the concurrence of the Corporation since the beginning of March 1933.

TANSA LAKE.

The total rainfall for the year measured on the dam at Tansa was 87.75 inches or 9.4 per cent below the average of the preceding five years and 5.8 per cent below the average of the preceding 34 years.

Rain fell on 103 days and exceeded one inch per day on 13 occasions, 2 inches per day on 9 occasions and 3 inches per day on three occasions. The maximum rainfall recorded in a day was 5.9 inches.

The lake commenced to overflow at R.L. 420 T.H.D. on 27th July 1932 when the rainfall amounted to 47.23 inches and continued to overflow up to 22nd August 1932.

There was a second overflow between 1st September 1932 and 15th September 1932.

The run off from the catchment of 52½ square miles up to end of monsoon when the lake began to overflow was 80.2 per cent of the rainfall recorded on the dam.

The total water impounded in the lake during the monsoon was 22,343 million gallons and that which flowed over the Waste Weir was 22,192 million gallons.

The supply to the City including evaporation and absorption during the monsoon amounted to 13,033 million gallons. This together with the aforesaid two quantities amounted to 57,568 million gallons, giving a run off 76.8 inches which is 87 per cent. of the rainfall over the whole catchment.

The total quantity of water brought into the City and suburbs was 27,230 million gallons or an average of 74.65 million gallons per day. Water discharged from the duct into the Vehar lake at Bhandup during the year amounted to 137 million gallons.

The loss of water from the lake through supply, evaporation, leakage and absorption between 1st April 1932 and 1st June 1932 was 6,168 million gallons and between 1st November 1932 and 31st March 1933 was 14,538 million gallons, making a total of 20,706 million gallons for 212 days or an average of 97.6 million gallons per day.

The average loss of water by evaporation measured during the dry months was .021 feet per day equivalent to an average of 22 million gallons per day.

The lowest level to which the water was drawn before the monsoon was 397.20 feet above the T.H.D. At this level the lake contains 11,828 million gallons.

The total visible leakage along the duct between Tansa and Ghatkopar measured at the close of the year was .09 million gallons per day.

The whole of the water supply from Tansa was chlorinated at Bhandup before being supplied to the City.

There was one burst on the 48" New Tansa main during the year, at Poibawdi, Bombay.

VEHAR LAKE.

The total rainfall for the year measured at the dam was 81.25 inches or 11.8 per cent. below the average of the preceding five years or 1.9 per cent. below the average of the preceding 34 years.

Rain fell on 99 days and exceeded 1 inch per day on 4 occasions, 2 inches per day on 7 occasions, and 3 inches per day on 6 occasions. The maximum rainfall recorded in a day was 5.64 inches.

Water received into the lake from Tansa Mains amounted to 137 million gallons.

The lake commenced to overflow at R.L. 264.50 T.H.D. on 5th September 1932 when the rainfall amounted to 72.67 inches and continued to overflow up to 22nd September 1932.

The total water impounded in the lake during the monsoon was 4,459 million gallons and that which flowed over the Waste Weir was 1,024 million gallons.

The supply to the City including evaporation and absorption during the monsoon amounted to 2,564 million gallons. This together with the aforesaid two quantities minus the overflow of 1,365 million gallons from Tulsi amounted to 6,682 million gallons, giving a run off of 74.2 inches which is 90 per cent. of the rainfall over the whole catchment.

The total quantity supplied to the City during the period was 4,917.5 million gallons or an average of 13.47 million gallons per day.

The loss of water from the lake through supply, evaporation, leakage and absorption between 1st April 1932 to 1st June was 1,205 million gallons and between 1st November 1932 to 31st March 1933 was 3,102 million gallons, making a total of 4,307 million gallons for 212 days or an average of 20 million gallons per day.

The average loss of water by evaporation as measured during the dry months was 0.016 feet per day, equivalent to an average of 5.6 million gallons per day.

The lowest level to which the water was drawn before the monsoon was 250.77 feet above T.H.D., leaving 20.27 feet or 4,566.5 million gallons above the levels of the lowest outlet.

There were no bursts on the Vihar Pipe Line outside Bombay during the year. The whole of the water supplied from the Vihar was chlorinated at the source before being supplied to the City.

TULSI LAKE.

The total rainfall for the year measured at the dam was 109.74 inches or 1.8 per cent. below the average of the preceding five years.

Rain fell on 94 days and exceeded 1 inch per day on 13 occasions, 2 inches per day on 5 occasions and 3 inches per day on 9 occasions. The maximum rainfall recorded in a day was 8.33 inches.

No water was drawn from the lake for supply to the City during the year, as it was kept as a reserve.

The lake commenced to overflow at R.L. 456.50 T.H.D. on 11th July 1932 when the rainfall amounted to 47.02 and continued to overflow up to 25th August 1932. There was a second overflow between 5th September 1932 and 23rd September 1932.

The quantity of water impounded in the lake during the monsoon was 558 million gallons and that lost through the evaporation, absorption etc. during the period was estimated at 271 million gallons. The water passed over the waste weir amounted to 1,365 million gallons making the total yield from Monsoon at 2,194 million gallons. This works out to a run-off of 57.7 inches or 53 per cent. of the rainfall at the dam.

The loss of water from the lake due to evaporation, leakage and absorption between 1st April 1932 to 1st June 1932 was 158 million gallons and between 1st November 1932 to 31st March 1933 was 404 million gallons making a total of 562 million gallons for 212 days or an average of 2.65 million gallons per day.

The lowest level reached by the water was 449.84 T.H.D.

The average loss of water by evaporation as measured during the dry months was 0.016 feet per day equivalent to an average of 1.4 million gallons per day. There were no bursts on the Tulsi main during the year.

POWAI LAKE.

The total rainfall for the year measured at the dam was 86.53 inches or 8.48 per cent. below the average of the preceding five years.

Rain fell on 93 days and exceeded 1 inch per day on 9 occasions, 2 inches per day on 7 occasions and 3 inches per day on 6 occasions. The maximum rainfall recorded in a day was 6.75 inches.

No water was drawn from the lake for supply to the City or Suburbs during the year.

The lake commenced to overflow at R.L. 195 T.H.D. on 11th July 1932 when the rainfall amounted to 33.37 inches and continued to overflow up to 6th October 1932. There was a second overflow between 23rd October 1932 and 31st October 1933.

The loss of water from the lake due to evaporation and absorption between 1st April 1932 to 1st June 1932 was 136 million gallons and between 19th November 1932 to 31st March 1933 was 208 million gallons making a total of 344 million gallons for 212 days or an average of 1.64 million gallons per day.

SERVICE RESERVOIRS.

The work of providing two new pumping sets at Malabar Hill Reservoir has been carried out during the year. No additions or alterations have been made to the service reservoirs at Bhandarwada. The public Tennis Courts at the latter reservoir were not so well patronized, as in the previous year, the total receipts for the year amounting to Rs. 421/- as against Rs. 556/- during the preceding year. The decrease in the revenue is not due to reduction in the rate charged for hire but because of the present conditions of the Courts which are proposed to be repaired during the current year.

The following works in connection with laying of new water mains, replacing worn-out water mains and diverting water mains were done during the year :—

Ward.	Locality.	Size of main.	Total length laid.	Total length removed.
A	Strand Road	6"	482'-0"	..
D	Walkeshwar Road	9"	100'-0"	..
		8"	..	70'-6"
		3"	15'-0"	..
D	North footpath of Grant Rd.	6"	2,233'-0"	..
	Do.	3"	159'-0"	..
	South footpath of Grant Rd.	6"	2,682'-0"	..
	Do.	5"	12'-0"	..
	Do.	5"	..	19'-0"
	Do.	3'-0"	82'-0"	..

Ward.	Locality.	Size of main.	Total length laid.	Total length removed.
D	For pumping set at Malabar Hill Reservoir	12"	46'-0"	..
	Do.	9"	20'-0"	..
E	Bhandarwada Reservoir Premises	12"	21'-0"	..
F	Parel Govt. Gate Road between Jijibhoy Lane & Parel Back Road	6"	105'-0"	79'-0"
F	Parel Tank Road	6"	2,663'-8"	..
		3"	3'-4"	..
		4"	..	2,252'-6"
F	Bhoiwada Cross Road	24"	109'-0"	..
F	Sewree Road (opp. Development Department Chawls)	6"	54'-0"	..
G	Purbhadevi Road between Worli Rd. and Cadell Rd...	6"	1,607'-0"	..
G	Old Purbhadevi Road between Cadell Rd. and Portuguese Church Street ..	3"	78'-4"	..
G	40, New Road between Lady J. Road and Hasali Tank Road	6"	1,321'-7"	..
G	Mahim Bazar Cross Road between Lady Jamshedji Rd. and Tulsi Pipe Road..	6"	1,851'-9"	..
		3"	159'-5"	..
G	Lady Hardinge Road	6"	136'-0"	..
G.	Khed Tank Road	9"	7'-0"	..
	Do.	6"	1,407'-0"	..
	Do.	4"	..	1,024'-0"
	Do.	3"	41'-0"	..

WASTE PREVENTION.

Waste prevention operations were continued throughout the year with the result that 19,296 defects were detected and repaired ; of these 11,033 were underground and 8,263 above ground defects.

The total length of water mains tested for leakage by Deacon's Meters was 397 miles and 4,942 feet.

The total length of water mains of all sizes tested by sound during the year was 278 miles and 386 feet.

The number of defects notices issued during the year was 2,970.

Particulars of defects detected and remedied, the number of diagrams taken and wastage checked during the year are given in the attached statement.

Prosecutions.—The number of prosecutions launched before the Presidency Magistrate in all the Police Courts of the City for infringement of provisions of sections under Chapter X of the Municipal Act and for violation of Bye-Laws relating to Water Works during the year under report was 118.

The total amount of fines inflicted and recovered was Rs. 411/-.

MAINTENANCE WORKS.

There were 28 bursts of water mains of various sizes during the year, viz.,

3"	12
4"	4
5"	1
6"	6
8"	1
9"	1
14"	1
32"	1
48"	1

The number of water connections made during the year 1932-33 was 689. The number of connections cut off for various reasons was 310 out of which 284 were subsequently restored.

The net increase in the number of connections is therefore 663. The total number of connections now stands at 36,452.

The total Number of Municipal meters at present in use is 2,200.

The number of Disconnection orders sanctioned by the Standing Committee during the year was 346 against 456 last year. These have been dealt with as follows :—

(1) Disconnections not enforced owing to the requirements having been complied with	36
(2) Disconnections enforced	310
(3) Connections restored on compliance with Municipal requirements	284
(4) Connections remaining unrestored	26

Statement of Defects found on Mains and Service Pipes during the year 1932-1933.

Month.	No. of Diagrams taken.	Total leakage discovered and arrested in Gallons per hour.	DEFECTS.																			Total.	
			Under Ground.									Above Ground.											
			Mains.		Sluice Valves.	Hydrants.	Service Pipes.	Stop Taps.	Disconnect- ed service pipes.		Miscel- laneous Holes in Mains, etc.	Bib Taps.			Service Pipes.		Ball Valves and Tanks.			Stop Taps leaking.	Meter Coupling Flanges, Holes, etc.		Miscel- laneous.
			Bursts.	Joints.					Fer- rule leak.	Pipe leak.		Re- wash- ered.	Out of order.	Left open.	Leak- ing.	With- out Tap.	B. V. out of order.	Tanks with- out B. Vs.	Tanks leaking.				
1932.																							
April	97	226,609	1	15	100	405	210	202	2	1	..	192	216	..	54	3	173	15	7	29	27	47	1,705
May	86	234,957	..	12	72	487	181	130	2	143	228	..	61	17	127	1	8	61	17	30	1,589
June	100	233,502	4	16	76	297	194	90	1	1	..	126	181	5	48	4	112	1	12	34	14	48	1,270
July	98	231,033	3	26	141	246	207	125	3	159	217	..	67	..	132	12	8	72	36	17	1,471
August .. .	97	270,009	2	15	104	312	267	266	2	..	1	201	247	..	88	2	253	1	25	127	20	73	2,006
September ..	93	245,473	2	21	74	323	205	296	1	1	1	145	183	1	63	7	163	2	..	57	11	30	1,586
October .. .	96	258,023	1	26	134	333	229	311	1	3	1	131	287	..	93	3	156	1	2	87	13	13	1,825
November .. .	95	316,465	5	30	92	304	259	269	5	8	..	89	333	..	157	..	41	2	37	183	1,874
December .. .	84	314,458	9	34	107	307	245	184	7	7	..	65	198	..	103	3	27	3	47	112	1,458
1933.																							
January .. .	85	292,750	1	52	84	360	281	260	5	20	1	82	243	..	101	5	34	9	65	63	1,686
February .. .	89	266,950	..	29	73	316	294	272	8	5	24	69	97	1	211	5	25	6	20	53	1,508
March	92	207,520	..	29	87	273	242	158	5	..	22	70	187	..	76	4	42	4	61	78	1,338
Total .. .	1,112	3,097,749	28	305	1,150	4,023	2,814	2,575	42	46	50	1,472	2,617	7	1,122	53	1,285	57	292	956	138	264	19,296
Grand Total ..	1,112	3,097,749	11,033									1,472	6,791									19,296	

FINANCIAL.

The budget grant for the maintenance of the Water Works for the year 1932-33 was Rs. 8,15,912/- which with the lapsed grants renewed and with the transfers and additional grants sanctioned amounted to Rs. 8,67,064. The total expenditure incurred against the sum and paid for during the year amounted to Rs. 8,28,218 leaving an unexpended balance of Rs. 38,846 a portion of which will be renewed in 1933-34 to meet the liabilities incurred during the year :—

The number of cases disposed of was	17,425
The number of vouchers received and passed	2,167
The number of Departmental and Private Works bills preferred and forwarded	1,360
The number of references made to Inspectors for certificate of vouchers.	1,402
The number of reports and certificates received from the Ward Inspectors	18,450
The number of requisitions received and forwarded	2,814
The number of contracts executed	3
The number of advices sent to the Chief Accountant	3,618

FIRE BRIGADE.

No. F/230/P.R. of 1933-34.

BOMBAY, 31st May 1933.

FROM

THE CHIEF OFFICER,
BOMBAY FIRE BRIGADE, BYCULLA,
BOMBAY.

To

THE MUNICIPAL COMMISSIONER
FOR THE CITY OF BOMBAY,
BOMBAY.

SIR,

I have the honour to submit my Annual Report on the working of the Brigade for the year 1932-33.

Calls.—The number of calls totalled 715 as against 459 in the previous year and of these 412 were fires, 132 false alarms, and 9 to fallen buildings and other rescue operations. In some cases more than one call was given for the same fire. Compared with last year the number of fires shows an increase of 148. Of the 132 false alarms 63 were returned as malicious, 19 it is presumed were given with good intent, and 50 were caused by electrical defects, etc.

This has been a record year for fire calls which is accounted for by the large number of incendiary fires caused during the riots of 1932.

Fire Loss.—The estimated fire loss amounted to Rs. 28,95,841 showing an increase of Rs. 19,51,139 when compared with last year and Rs. 17,37,429 above the average of the last three years. Rs. 25,94,652 of the year's loss represented insured and Rs. 3,01,189 uninsured property whilst the total property at risk has been rated at approximately Rs. 3,09,22,545.

Water Supply.—The supply throughout the year has been satisfactory and attendance of the Water Department prompt. The approximate quantity of water used at fires was 23,659 tons, 22,872 of which were drawn from mains and 787 tons from sea, tanks and wells.

Lives lost, etc.—Five persons were burned to death and five received such injuries that they subsequently succumbed. Twenty received minor injuries from which they have since recovered. First-aid to the injured was rendered by the Brigade on 20 different occasions.

Fire Alarms.—Sixty-three per cent. of the total number of calls during the year were given through the fire alarm system. The total number of fire alarms in the City including 27 private alarms is 179. No additional fire alarms were installed in the City during the year. Six arrests were made in connection with malicious interference with fire alarms. In 4 cases the accused persons were found to be insane or of weak intellect and were dealt with accordingly. In the remaining two cases one was sentenced to 1 day's simple imprisonment and the other being a minor was severely admonished.

Appliances.—Considerable difficulty is still being experienced in keeping some of the motor fire appliances in working order owing to their ages and one Motor Steamer has had to be withdrawn from service due to boiler trouble, but it is noted with pleasure that provision has been made in the next year's Budget for the replacement of the Turntable Ladder and one Motor Pump.

Stations.—It is regretted that the schemes for building new stations and closing some old ones has had to be shelved for the present on account of financial stringency.

General.—I proceeded to England on leave on the 25th April and returned on the 20th September last year and during my absence Mr. Fox, 2nd Officer, acted in my place. The

Brigade passed through some very troublesome times during the riots in May, June and July and I wish to place on record my appreciation of the loyalty and devotion to duty of the entire staff. His Excellency the Governor of Bombay personally expressed his appreciation of the splendid work done by the Brigade under exceptionally trying circumstances during the riot period.

His Excellency the Viceroy and Governor-General of India conferred the Indian Police Medals on the following officer and tindals :

- | | | |
|-------------------------------|----|--|
| Station Officer John Nagle .. | .. | for meritorious conduct in rescuing 5 persons from a burning building at Kazi Syed Street on 15th May 1932 under great difficulties during the Bombay riots. |
| Tindal Sahdeo Babaji .. | .. | for devotion to duty, resource-fulness and coolness whilst in charge of a fire appliance, being obstructed by violent mobs whilst proceeding to and extinguishing a series of incendiary fires during the riot period. |
| Tindal Raghunath Narayan .. | .. | for meritorious conduct, resource-fulness and coolness when assisting his officers in rescuing 5 persons from a burning building in Kazi Syed Street on the 15th May 1932 under great difficulties and being continuously obstructed by rioters. |

The Brigade appliances on twenty-one occasions responded to calls to fallen buildings and other rescue operations. As a result of these collapses, etc., five persons lost their lives and nine received slight injuries. Several persons were assisted by the Brigade to safety by means of fire escapes.

The distance run by the appliances to and from 715 calls totalled 5,848 miles.

Hydrant inspections throughout the year were regularly carried out and all defects remedied at once.

Fifty-three inspections of theatres, and cinemas and six hundred and thirty-five premises in connection with dangerous trades were carried out.

The general health of the staff was fairly satisfactory. Three men died, 9 retired on pension and 6 resigned or left the service. Several men received slight injuries, and one fireman died as the result of injuries received following a collision between two motor fire appliances proceeding to a fire.

As approximately 75 per cent. of the staff are qualified in "First Aid" only two instruction classes were arranged during the year and in consequence two examinations were held. Out of 47 men appeared for the same 32 passed.

Ambulance Service.—Four hundred and sixty-seven calls to accidents and 1,294 ambulance hire calls were responded to as against 523 and 1,533 respectively during the previous year. 1,832 persons were carried as against 2,137 persons last year and the distance run by the ambulances was 17,125 miles. Receipts from hire cases amounted to Rs. 8,000 as against Rs. 8,955 last year. First aid to the injured was rendered by the staff on 153 occasions. During the year a Ford chassis was purchased and a new body was built and fitted at the Municipal Workshops. This ambulance will replace one condemned.

It is hoped that provision will be made in next year's budget for another new ambulance as two of the old machines badly need replacing.

In conclusion, I wish to express my thanks to the officers of the Water Department, Police and Salvage Corps for the assistance on all occasions.

I have the honour to be,
Sir,
Your most obedient servant,
N. COOMBS,
Chief Officer, Fire Brigade.

Budgetted Strength and Equipment of the Brigade :—

Strength.

1 Chief Officer.	8 Engineers and Fitters.
1 2nd Officer.	24 Motor Drivers.
12 Station Officers.	27 Tindals.
1 Motor Mechanic.	203 Firemen, etc.
1 Sub-Officer.	4 Turncocks.
	1 Carpenter.

Office Staff :—4 Clerks.

Ambulance Staff :—6 Motor Drivers and 15 Attendants

Equipment.

11 Motor pumps. (All fitted with 1st aid appliances, 7 carrying Fire Escapes and 3 extension ladders.)	4 60 feet fire escapes.
4 Steam Motor Engines.	4 35 feet extension ladders.
1 Motor Escape and 1st aid tender.	2 12 feet hook ladders
1 Motor ladder and 1st aid tender.	12 Hose Reels.
1 82 feet Motor Turn-table ladder.	4 Sets of breathing apparatus.
1 Motor Emergency Van.	4 Smoke Helmets.
1 Motor Car.	1 Oxy-acetylene cutting plant.
2 Motor Lorries.	1 Foam generator.
5 50 feet fire escapes.	40,000 feet of rubber-lined hose.
	Chemical extincteurs and other small appliances.

5 Motor Ambulances.

APPENDIX I.

BOMBAY FIRE BRIGADE.

Statement showing the distribution of Engines, etc.

No.	STATIONS.	Motor Pumps.	Steam Motor Engines.	Motor Escape and 1st Aid Tenders.	Motor Turn-table Ladder.	Motor Emergency Van.	Motor Car.	Motor Lorries.	Fire Escapes.	Extension Ladders.	Hose Reels.	Sets of breathing apparatus.	Smoke Helmets.	Oxy-Acetylene cutting Plant.	Rubber-lined Delivery Hose in 50 feet lengths.	Station Officers including 2nd Officer.	Motor Mechanic.	Sub-Officer.	Engineers and Fitters.	Motor Drivers.	Tindals.	Firemen, etc.	Turncocks.	Carpenter.	Ambulances.	Motor Drivers.	Firemen (Attendants).	REMARKS.
1	Head Quarters.	2			1	1		2	1	1	1	3	3	1	305	4	1	1	7	11	12	60	1	1	3	4	11	First aid appliances attached. Escape or extension ladder carried on motor pumps.
2	Alexandra Docks.	1	1	1					1		1	1	1		80	2			2	2		18			1	1	2	First aid appliance attached. Escape carried on tender.
3	Gowalia Tank.	1							1		1				45	1			1	1		20						First aid appliance attached. Escape carried on motor pump.
4	Sewree		1							1	2				60	1			1	1		16						First aid appliance attached. Extension ladder carried on motor pump.
5	Babula Tank	1	1						1		1				60	1		1	2	2		20	1					First aid appliance attached. Escape carried on motor pump.
6	Fort		1						1	1					30	1			1	2		13						Do.
7	Colaba		1						1		3				40	1			1	1		13						Do.
10	Dadar		1	1	1				1	1	2				80	1			2	2		16	1		1	1	2	Do.
11	Bhuleshwar		1						1		1				40				1	2		11						Do.
12	Mandvi		1	1		1			1						60	1			2	2		16	1					First aid appliance attached. Extension ladder carried on motor pump.
	Total	11	4	2	1	1	1	2	9	4	12	4	4	1	800	13	1	1	8	24	27	203	4	1	5	6	15	

Summary of calls to fires (including false alarms) showing the number of times appliances of the Fire Brigade attended and were used for extinguishing fires during the year 1932-33.

APPENDIX II.
BOMBAY FIRE BRIGADE.

No. STATIONS.	Number of Fire Alarms attended.		How called.						Appliances attended.										Extinguished by.										REMARKS.
	Fire Brigade.	Private.	By Stranger.	By Fire Alarm.	By Exchange Telephone.	By Police or Salvage Corps.	By Private Telephones.	Total.	Hose Reels.	Motor Steamers.	Motor Pumps carrying Escapes or Ladders.	Motor Escape or Ladder Tender.	Motor Turn-table Ladder.	Hand Escapes.	Motor Emergency Van.	Motor Lorries.	Buckets.	Sand.	Hand Pumps.	Chemical Extincteurs.	First Aid Appliances.	Hydrants.	Motor Steamers.	Motor Pumps.	Foam Generator.	Automatic Sprinklers actuated.	Sets of Breathing apparatus used.	Fan blower used.	
1 Head Quarters ..	16	4	7	25	216	2	1	261	260	8	8	..	55	26	11	3	..	4	13	37	..	41	..	43	4	..	
2 Alexandra Dock..	17	1	..	14	14	64	62	1	15	5	..	13	
3 Gowalia Tank ..	27	4	4	62	66	178	2	13	19	..	16	
4 Sewree Cotton Depot.	8	5	5	30	25	6	..	49	1	6	9	..	13	
5 Babula Tank ..	12	5	1	81	..	2	..	84	..	24	246	19	4	23	7	8	27	
6 Fort ..	11	6	2	19	21	91	22	2	..	1	3	6	5	..	8	
7 Colaba ..	8	..	2	5	7	8	..	41	1	3	..	6	
10 Dadar ..	25	1	3	36	39	81	19	5	2	21	17	..	16	
11 Bhuleshwar ..	18	1	11	128	..	2	..	141	181	46	6	1	..	22	16	..	15	
12 Mandvi ..	10	..	2	64	..	1	..	67	..	16	61	..	79	5	1	1	2	8	15	2	7	
Total ..	162	37	37	454	216	7	1	715	14	40	1242	89	87	22	65	26	91	14	3	12	128	133	10	162	..	43	4	..	

APPENDIX III.

BOMBAY FIRE BRIGADE.

Brief details of the most serious fires of the year 1932-33.

Date.	Time.	Place.	Business.	Extinguished by	Damage.	Estimated loss.
15th May 1932 ..	4-30 P.M.	Kazi Syed Street.	Unknown.	Firemen with motor pumps.	4 Two buildings of 4 floors covering an area of about 100×90 feet (used as shops and dwellings) and contents severely damaged by fire, heat, smoke, water and breakage. Roofs off.	Rs. 90,000
Do.	6-35 P.M.	Chuckla Street ..	Hosiery merchants.	Firemen with motor pumps.	5 A building of 4 floors about 40×30 feet (used as shops and dwellings) and contents severely damaged by fire, heat, smoke and water.	1,50,000
20th May 1932 ..	11-10 A.M.	79-85, Bhusari Mohalla, Sarang Street.	Hardware, toys and cutlery merchants.	Firemen with motor pumps.	7 A building of 6 floors about 80×60 feet (used as shops and dwellings) and contents consisting of hardware, toys, cutlery and furniture severely damaged by fire, heat, smoke and water. Part of roof off.	1,50,500
5th October 1932 ..	8-4 P.M.	Colaba Causeway.	Electricity suppliers.	Firemen with motor pumps and 2 hydrants.	5 A building of one floor about 100×40 feet (used as godown) and contents consisting of electrical accessories, machinery, rubber tyres, cotton waste, paints and oils, etc., severely damaged by fire, heat, smoke and water. Most part of roof off.	95,000
18th November 1932	7-56 P.M.	381-B, Narottam Narandas Wadi, Kalbadevi Road.	Cap merchants, school, etc.	Firemen with motor pumps.	5 A back building of 3 floors about 60×35 feet (used as godowns, school and dwellings and contents consisting of caps, cloth, furniture and personal effects severely damaged by fire, heat, water and breakage. A back building of 4 floors about 70×60 feet (used as dwellings) and part of contents consisting of furniture and personal effects by fire, heat and breakage (adjoining).	1,01,530
22nd November 1932.	5-38 P.M.	Clerk Road. ..	Cotton mills.	Firemen with motor pumps and 1 hydrant.	4 A building of one floor about 80×60 feet (used as godown) and contents consisting of 2,681 bales of pressed cotton severely damaged by fire, heat, smoke, water and breakage.	78,000
1st January 1933 ..	1-32 A.M.	Jackeria Bunder Road.	Cotton merchants	Firemen with motor pumps and 1 motor steamer.	7 A building of one floor about 50×25 feet (used as godown) and contents consisting of about 2,860 bales of pressed cotton severely damaged by fire, heat, smoke, water and breakage.	1,32,000
4th February 1933.	2-14 P.M.	Parsee Bazar Street and Ghoga Fort.	Paper, provision, medical stores, glass and general merchants, electrical engineers and liquor dealer, etc.	Firemen with motor pumps and 3 hydrants.	8 A range of buildings of 5, 4, 3 and 1 floors covering an area of about 140×80 feet (used as shops, godowns, offices and dwellings) about two-thirds and contents consisting of sundry goods, furniture, personal effects, etc., severely damaged by fire, heat, water and breakage. Most part of roofs off.	4,20,700
11th March 1933 ..	11-6 P.M.	Jackeria Bunder Road.	Cotton merchants.	Firemen with motor pumps.	5 A building of one floor about 60×40 feet (used as godown) and contents consisting of about 3,700 bales of pressed cotton damaged by fire, heat, smoke, water and breakage.	1,07,000
23rd March 1933 ..	1-51 A.M.	New Anjirwadi, Mount Road.	Cotton waste, timber and metal merchants, gold and silver refiners and oil mills.	Firemen with motor pumps, 1 motor steamer and 2 hydrants.	5 A range of corrugated iron and timber shed building covering an area of about 280×100 feet (used as godowns, factories and mill) mostly burned and fallen down on open ground. Contents consisting of cotton, cotton waste, timber, metal utensils, machinery, copra, etc., severely damaged by fire, heat, water and breakage.	1,45,050

APPENDIX IV.

BOMBAY FIRE BRIGADE.

Summary of lives lost at fires during the year and persons who received such injuries that death subsequently ensued.

Date.	Time.	Place.	Remarks.
20th May 1932	2-4 P.M.	New Nagpada Road	Ismail Khoja, aged 25 years, severely burned on body. First aid rendered by the Brigade. Removed to hospital by Brigade ambulance. Since dead.
16th August 1932	11-56 A.M.	Mopla Building, Kazi Syed Street.	Girjabai Vasantlal Mohanlal, aged 27 years, severely burned on body. First aid rendered by the Brigade. Removed to hospital by Brigade ambulance. Since dead.
28th October 1932.	10-56 P.M.	Shaik Memon Street	Dunichand Shaligram and Hakabhai Karsandas, both aged 30 years, burned to death.
30th October 1932.	8-16 A.M.	Gowalia Tank Road	Sonoo Putlaji Satam, aged 48 years, burned on head, body, arms and legs. First aid rendered by the Brigade. Removed to hospital by Brigade ambulance. Since dead.
2nd November 1932.	12-6 A.M.	Haines Road	Kamlabai Pillay, aged about 35 years, burned to death.
18th November 1932	7-56 P.M.	Kalbadevi Road	Jethibai Laxmichand, aged 30 years, burned to death.
30th December 1932	11-40 P.M.	Ghogari Mohalla 1st Cross Lane.	Noor Mahomed Chanda, aged 60, years burned to death.
23rd January 1933.	5-3 P.M.	187, Bazar Gate Street	Sitabai Jeroo, aged 45 years, severely burned on body and legs. Taken to hospital by Police before the arrival of the Brigade. Since dead.
7th February 1933.	4-8 P.M.	56-59, Cathedral Street	Narmadabai Jamnadas Velji, aged about 18 years, burned to death.
13th February 1933.	8-11 A.M.	Fergusson Road, (Meyer Sassoon Mill).	Nathasingh Karsansingh, aged about 40 years, severely burned on head, body, and arms. First aid rendered by the Brigade. Removed to hospital by Brigade ambulance. Since dead.

APPENDIX V.

BOMBAY FIRE BRIGADE.

Monthly summary of fires and annual losses for the period of 1923-24 to 1932-33.

Year.	April.	May.	June.	July.	August.	September.	October.	November.	December.	January.	February.	March.	Total.	Estimated loss.
1923-1924	32	30	23	25	15	19	26	26	25	25	18	31	295	35,72,921
1924-1925	14	18	27	15	19	15	20	29	23	24	21	34	259	15,25,610
1925-1926	26	25	17	14	11	12	17	10	17	28	23	24	224	9,83,089
1926-1927	25	27	17	14	11	20	14	31	27	22	17	27	252	9,92,682
1927-1928	19	21	15	10	7	18	22	18	22	28	19	18	217	18,45,553
1928-1929	14	29	20	13	14	14	30	21	8	27	25	23	238	20,20,755
1929-1930	20	34	23	11	10	17	25	20	26	22	32	37	277	13,07,941
1930-1931	27	30	26	12	19	21	26	15	20	29	17	27	269	11,84,792
1931-1932	16	25	14	17	10	16	22	32	22	34	26	30	264	9,44,702
1932-1933	17	132	29	25	20	19	26	29	26	31	32	26	412	28,95,841

PUBLIC GARDENS.

No. G-204 of 1933-34.

BOMBAY, 9th June 1933.

FROM

THE SUPERINTENDENT,

MUNICIPAL GARDENS,

BYCULLA, BOMBAY.

TO

THE MUNICIPAL COMMISSIONER

FOR THE CITY OF BOMBAY.

Annual Report for the year 1932-1933.

SIR,

I have the honour to submit the Annual Report on the working of the Municipal Gardens for the year 1932-1933.

2. I continued to be in charge of the Gardens, except for a period of about six months and half *viz.*—From the 27th May 1932 to the 9th December 1932 when I acted as Superintendent of Municipal Markets, in place of Capt. C. M. Flanders who was on leave. Mr. K. L. Metha, the Asstt. Superintendent, officiated for me during the period, and in his place Mr. R. P. Vedak, Senior Veterinary Inspector from the Health Department, acted as Asstt. Superintendent.

3. The following Public Gardens and Band-stands were maintained by the Municipal Corporation, during the year :—

(1) Victoria Gardens; (2) Elphinstone Circle Garden; (3) Falkland Road Garden; (4) Northbrook Garden; (5) Victoria Square (Bhatia Baug); (6) Wellington Fountain; (7) Flora Fountain; (8) The Queen's Statue; (9) The Esplanade Band-stand; (10) The Chowpatty Band-stand; (11) Dayam Baug; (12) King's Circle Garden, Matunga; (13) Tilak Bridge Garden (near the Dadar Railway Overbridge); (14) P. A. Hormarji Garden in the Dadar Parsi Colony and (15) The Worli Terrace Garden on the Worli Marina.

4. Both the P. A. Hormarji Garden and the Tilak Bridge Garden in Dadar locality continued to be very popular with the public. A large number of the public resort to them every evening. Equally popular with the public is our King's Circle Garden at Matunga, situated on a prominent site in the centre of the locality and only a few minutes walk from the Matunga Railway Station. This garden is resorted to in the evenings by hundreds of people even from adjoining stations during summer. There was a proposal to provide a Pipe Railing with Cement concrete posts to this garden. The estimated cost came to about Rs. 4,949. However, instead of the Railing a box hedge of Clerodendron Inerme has been provided round these Gardens, which has grown well and is kept in such a trimmed condition that the green hedging has considerably added to the beauty of this well kept Garden with the result that it has saved the Municipality the sum of Rs. 4,949, which we would have to incur sooner or later for providing this railing, as the old wire fencing was in a dilapidated condition.

5. The following Recreation and Play-grounds and Open Spaces were maintained during the year :—

1. Babula Tank; 2. Cowasji Patel Tank; 3. Hamal Wadi; 4. Cavel Street; 5. Gowalia Tank Play-ground; 6. Mustan Tank; 7. Gilder Tank; 8. 2nd Peerkhan Street; 9. Tank Square; 10. Nawab Tank; 11. Hornby Villard; 12. Nowroji Hill Estate; 13. Willingdon Play-ground; 14. Bombay

Working Men's Institute ; 15. Nowroji Hill Estate Recreation Ground opposite the Omerkhady Jail ; 16. Seven Play-grounds including three small Gardens in the Dadar Parsi Colony, and four at Matunga near King's Circle ; 17. The Recreation ground opposite the King Edward Memorial Hospital ; 18. The Recreation ground at Lal Baugh ; 19. Bhoiwada Play-ground ; 20. Recreation ground at Golpitha ; 21. Recreation ground at Bhendy Bazar ; 22. The Recreation ground near the old offices of the City Improvement Trust Engineer near the Circle Garden, Matunga ; 23. Three small Gardens near the Dadar Parsi Colony Band-stand.

6. During the year under report a new garden was laid out at Jacob Circle, and the work was fully completed about the end of the official year. As per orders from the Municipal Commissioner, the lengths of the portions of the footpaths along Cruickshank Road in charge of the Engineering Department were taken up and hedges were put up on two sides of the road. On one side, *viz.*, the East, the hedge is well grown, but the same on the Esplanade Maidan side is yet to grow and this work will be completed next year during the Monsoon. The work was delayed on account of the continued riots, which prevailed in the City and the difficulty of obtaining labour at the time, and for want of facilities in not being provided with street Hydrants along the Cruickshank Road towards the Esplanade Maidan side.

7. The Municipal Play-grounds at Mastan Shab Tank, Gilder Tank and the Willingdon Memorial Play-ground under the supervision of the Bombay Young Men's Christian Association for Directed Games, continued to be as popular as before. They are a source of great attraction to the youth of the different localities, in which they are situated, and the Directed together with the New Games introduced from time to time by the Young Men's Christian Association continued to keep up the interest of the boys and girls. The success of the undertaking is greatly due to Mr. H. W. Bryant, the General Secretary of the Young Men's Christian Association and the supervisors of the Play-grounds.

8. The finals of the Willingdon Memorial Shield Trophy presented by Mr. D. S. Laud, the Superintendent of Municipal Gardens for Playground Base-Ball Tournament, was held on the Willingdon Memorial Play-ground on the 26th April 1932 between the Teams of the Mustan Tank Play-ground and the Gilder Tank Play-ground. Mr. V. N. Chandavarkar, B.A. (Cantab.), Bar-at-Law, the Mayor of Bombay, presided on the occasion, and Mrs. Chandavarkar presented the trophy to Mastan Tank Play-ground Team, the winners of the Tournament. The finals of the Intermediate Basket Ball Tournament for the Cup presented by Mr. A. M. Patel was held on the 23rd November 1932 on the Willingdon Memorial Play-ground when the Hon'ble Justice K. W. Barlee, B.A., Bar-at-Law, I.C.S., presided and Mrs. Barlee presented the cup to Willingdon Memorial Play-ground Team, the winners, the runners up being the Mustan Tank Play-ground Team. The finals of the Dalal Cup, presented by Mr. A. R. Dalal, M.A., I.C.S., J.P., for Basket Ball between the Mustan Tank Play-ground Team and the Young Men's Christian Association Staff was held on the Gilder Tank Play-ground on the 2nd December 1933, when the former won the tournament. The Hon'ble Mr. Justice S. S. Patkar, B.A., LL.B., presided on the occasion and the Cup was presented by Mrs. Patkar to the winners. At the Willingdon Memorial Play-ground, the Volley-Ball Tournament was held on the 28th February 1933 between the Willingdon Play-ground Team and the Mustan Tank Play-ground Team, when Mr. H. D. Henman, A.M.I.E., presided, and Mrs. Bryant gave the cup, presented by Mr. A. M. Patel, to the Willingdon Play-ground Team, the winners.

9. The Cricket Play-grounds at the Gowalia Tank Maidan were freely taken advantage of by the local schools and clubs and not a single plot has remained vacant. There is a very considerable demand for Cricket Pitches on this Maidan principally from the local schools and Educational Institutions but for want of room, the applications were refused. As stated in previous years, this great want could be filled in if more Cricket Maidans are provided for the use of the public by the Municipal Corporation; for instance the large area like the Northbrook Gardens in the centre of Grant Road could be converted into a cricket field, which will not only afford facilities to the public, but will certainly eliminate the very undesirable element, which is at present prevailing round about this garden and in the neighbourhood of Golpitha. What is required for this Garden is a proper fencing, and estimates to that effect have been worked out, and if the Municipal Corporation were to provide a grant of Rs. 4,163 the estimated amount, we would be able to improve this place and remove the nuisance at present existing with the assistance of the Police Authorities.

10. Owing to the riots in the City, the C. P. Tank Garden was closed to the public, and an Armed Police guard has been posted therein. The ban to enter this garden is continued by the Government till this day.

11. The water supply of the Gardens has considerably improved and a continuous and a copious water supply has been ensured.

12. The supply of labour was just as short as in the past years. Although there is a great demand for trained malis everywhere, it is difficult to obtain good malis and the work is carried out by such unskilled labour as can be had now-a-days.

13. Some of the lawns, shrubberies and flower-beds were planted and renovated from time to time and many more were added. The flower-beds in the Central Avenue and elsewhere made the usual show of bright and variegated colours. During the Monsoon, Zinnias, Dahlias, Gladioli and Red Salvias made a very good show; and Phlox, Asters, Antirrhinums, Holly-hocks; Blue and Red Salvias, Portulaca and Pansis among the Cold Weather annuals were very much admired. The collection of Caladiums introduced last year, did very well in the Gardens with their bright and showy colour during the Monsoon. New varieties of Salmon-pink and Creamy-white Salvias were raised in pots this year, and they were grouped in the Central rockery with a fountain sprinkler playing on the top, and the variegated colours with the green rockery as back-ground and the varieties of coleus and Crotons in pots, made a beautiful show in the Cold Weather, which was very much appreciated by the public.

14. Similarly Zinnias in the Monsoon and Phlox, and Asters in the cold weather made a beautiful show in the Tilak Bridge Garden, and Balsams and Verbena in Monsoon and Phlox, Verbenas, Nasturtiums and Gillardias in the cold weather made a beautiful display in the P. A. Hormarji Garden in Dadar Parsi Colony.

15. The number of visitors to the Victoria Gardens under report was 1,889,152 which shows a decrease of 119,406 over the last year's figures, which gives an average of 2,017,413 or an average 5,527 per day. The fall in the number of visitors to the Garden was due to the communal riots prevailing in the City, and the Gardens had to be closed officially from the 16th May 1933 to the 7th June 1933, when the Military Regiment (The 2nd Green Howards) whose services were requisitioned by the Government of Bombay, was stationed in the Gardens during the riot days.

16. Seeds and plants were received and sent in exchange to the Government Gardens, Lal-Baugh, Royal Botanic Gardens, Sibpur, Calcutta, Mr. F. G. Howard of Transvaal, South Africa, The Empress Botanical Gardens, Poona, and the Model Nursery, Calcutta. Our best thanks are due to Mr. C. Jinarajadasa of Adyar, Madras, for presenting seeds of new varieties imported by him from Mexico; to Mrs. Banubai Padamji of Poona for presenting two new exclusive varieties of plants, viz., a new variety of Honey Suckle Creeper and a Blue Lantana, and to Seth Ambalal Sarabhai of Ahmedabad for plants of Wistaria Species. A collection of orchids and lilies were purchased from the Chandra Nursery, Sikkim; varieties of Conifer plants from the Taj and other Government Gardens, Agra; and some new varieties of Caladiums from the Agri-Horticultural Society's Gardens, Alipur, Calcutta. The number of new plants added to the Botanical Collection was 378. Seeds of Annuals and Bulbous plants were purchased from Messrs. Palekar & Co., of Bombay, Messrs. Watkins and Simpson Ltd., London; Messrs. Hurst & Sons, London; Messrs. John Telkamp from Holland, and Ernst Henary of Germany.

17. As reported last year, the new variety of Bougainvillea plant—*Bougainvillea glabra* Var: Louis Wathen was planted on a prominent site in the Garden, and flowered for the first time during the cold season displaying the orange coloured blossoms; so also the *Bougainvillea* Var: The Maharajah of Mysore, which was introduced from the Lal-Baugh Gardens, Bangalore. The rare Honey Suckle Creeper (*Lonicera* sp.) presented by Mrs. Padamji of Poona, also flowered in the Gardens for the first time, showing a fine display of red pinkish flowers at the terminal ends of the flowering branches and is now in bloom in the Nursery. The new variety of Passion flower (*Taesonias* sp.) introduced from the Botanical Gardens, Singapore, also flowered during the cold weather, and since then is in continuous bloom in our Gardens Nursery.

18. All the major and minor repairs to cages and buildings were carried out during the year, which included the repairs to the roof and renewal of tiles of the roof of the Gardens Office, repairs to walls and flooring of the Godown; repairs to the flooring

and roof of the shed for bullocks, repairs to staircase and providing iron railing to the Clock Tower, repairs to compound wall including the gate, etc., behind the keepers' quarters; repairs to the roof and to the rear staircase and painting in the quarters of the Assistant Superintendent; colour washing and painting of the Lion House, painting of the iron fencing round the Deer Paddock, and other minor repairs to several cages. Among the special repairs the work of renewing the old outer wooden fencing of the Deer Paddock, which was in a dilapidated condition, with iron fencing was carried out at a cost of Rs. 2,831; and providing Expanded Metal 'Jallee' to it at a cost of Rs. 330 or so. The work now remains to be done is the renovation of the inner wooden fencing of the Deer Paddock, which is also in dilapidated condition with iron railing for which a provision of Rs. 3,012 has been made in the Budget for the next year. The new works carried out in the Gardens during the year under report were provision of Electric connection to the Overseer's Quarters at a cost of Rs. 65, construction of an additional shed for Sambars in the Sambar Enclosure for Rs. 708; and providing drainage arrangements to Lion House at a cost of Rs. 251 or so.

19. A grant of Rs. 4,487 was provided for repairs to roads in the Garden, out of which the amount of Rs. 4,143 was expended according to the revised estimates for repairs of certain roads, during the year, thus effecting a saving of Rs. 344.

20. During the year under report, a set of Gymnasium apparatus consisting of swings and Parallel Bars was constructed in the Shivaji Park at Dadar at an estimated cost of Rs. 723-13-0 thus giving effect to Corporation Resolution No. 8829 of 20th December 1928.

21. As the Elephant is getting old, the rides were stopped during the year, except on four occasions when special rides for half hour were permitted for the children. Although old, the Elephant kept good health and did not suffer from chronic foot trouble from which she suffers off and on, during the year. The camel rides were continued throughout the year and the total receipts were Rs. 313-11-0 in all including special fees for hire outside the Gardens.

22. The usual Band Performances and Concerts of Indian Music were given at several places under our charge. There were 20 Band Performances in the Victoria Gardens, 47 at the Esplanade Bandstand, 27 at the Chowpatty Bandstand, 15 at the Sir Pheroze-shah Mehta Gardens, 6 at the King's Circle Gardens, Matunga, 7 at the Dadar Parsi Colony and 9 at the Joseph Baptista Garden (Bhandarwada Reservoir) at Mazagaon. There were 8 Concerts of Indian Music in Victoria Gardens, 6 at the Chowpatti Bandstand, 4 in the Sir Pheroze Shah Mehta Gardens, and 4 in the Damodar Thackersey Hall, Parel, during the Monsoon.

23. Out of the Garden Fund, the sum of £ 140-10-0 was spent for the purchase of two pairs of Grey Kangaroos, two pairs of Wallabies, two pairs of Opposums, two pairs of Wallaroos, two pairs of Australian Black Ducks, two Goshawk, four Crested Australian pigeons, and two African spotted pigeons, from the Taronga Zoological Park Trust of Sydney, Australia, and Rs. 300 were spent for the purchase of a pair of Ooryal from Messrs. Tasadduq Hoosein and Sons, Bird Merchants and Animal Dealers of Calcutta.

24. The most important presentation to the Zoological Collection of the Victoria Gardens was a pair of young Indian Lions from the Girnar Forest of Junagadh. We have had for so many years African Lions and Lions born in the Gardens of African parentage in our collection. We are very grateful to His Highness the Nawab Saheb of Junagadh and to his Dewan Saheb Mr. P. R. Cadell, C.S.I., I.C.S., one of our former Municipal Commissioners, for presenting these lions, and the whole cost of transport from Junagadh to Bombay was borne by the Junagadh Darbar. The young Kathiawar Lions are a great attraction in the Garden.

25. The following are the animals and birds presented to the Gardens, during the year under report, for which our best thanks are due to the donors:—

1 Young Sambar by His Highness the Maharajah of Partabgarh; 2 Leopard cubs by Mr. R. M. Dadabhoy; 2 Leopard cubs by Mrs. W. J. A. Moore; 1 Leopard cub by Miss Sutherland; 1 Four-horned antelope by Mr. Naval Jerajani; 2 by Mr. Dwarkadas Kaliandas; 1 by Mr. Shankar Narayan; 1 by Mr. Rustom Behram Irani and 1 by Mr. Byramji R. Tata; 1 Spotted Deer by Dr. La Frenais of the Haffkine Institute, Parel; 1 Somali Lion by Messrs. Cowasji Dinshaw Brothers of Aden; 1 Rib-faced deer by Mr. Skinner; 9 Indian Pea-fowls by Capt. E. Newman, Mrs. Bleach, Mr. H. A. Bryant and by the Panjrapole of Parel; 2 Indian Antelopes by Mr. D'Silva and Dr. Parekh; 1 Indian Gazelle or Chinkara by Mr. Enus Kondaji; 2 jackals by Mr. Francis D'Silva and by the Clerk of the Sewri Cemetery; 2 Sandgrouse by Mrs. C. Stevens; 2 common ducks by Mrs. Robottom; 23 White

Throated Laughing Thrush by Miss G. Cooper ; 1 Malbrook Monkey by Capt. G. C. Harent ; 6 Budrigars by Seth Ambalal Sarabhai of Ahmedabad ; 1 Koel and 1 Pigeon-hawk by Mr. E. L. Allen of Poona ; 2 Green Pigeons by Mr. A. S. Vernay ; 1 Palm Civet by Mr. W. W. Cooper ; 2 Sloth Bear cubs by Mr. A. Geddes ; 4 Black Australian Ducks and 1 Opossum by the Secretary of the Taronga Zoo. Park Trust of Sydney, Australia and one Ganga Myna by Mr. Vasudeo Bhagwanji, besides common monkeys by several other donors.

26. The following animals and birds were born and hatched in the Gardens, during the year :—

3 purple coots or Nill Moorghi ; 2 Langur or Hanuman Monkeys ; 4 Indian Antelopes ; 9 Spotted Deer ; 5 Lion cubs ; 2 Bear cubs ; 1 Crab-eating Monkey ; 1 Opossum and 1 Zebra.

27. This is the third occasion in which we have been successful in rearing Zebras born in captivity and the young foal is just $2\frac{1}{2}$ months old, quite a sturdy animal.

28. The following is the list of animals received and sold in exchange :—

1 Sloth Bear cub for 1 young Sambar with His Highness the Maharaja Saheb of Partabgarh ; 1 Sloth Bear cub 2 Indian Leopard cubs, 1 small Indian Civet, 2 young Spotted Deer,—2 young Indian Antelopes, 4 Indian Jackal cubs, 4 Bonnet and 6 Rhesus Monkeys our stock amounting to Rs. 382 for a pair of Fallow Deer worth Rs. 600 with Mr. Christiano Terni of Germany. As reported last year one Sambar was sent to the Pretoria Zoo during the year ; thus completing the exchange business which we had arranged with that Zoo. Again 1 Leopard cub, 1 Lion Cub, 2 Sloth Bear Cubs, 1 Four horned Antelope, 2 Indian Antelopes, 6 Young Spotted Deer and 6 Bonnet and 6 Rhesus Monkeys, the whole stock worth Rs. 1,115 was sold in exchange for a pair of Pumas or American Lions worth Rs. 1,600 with Mr. Terni of Germany.

29. Among the animals that died during the year are :—

1 Opossum and 1 Wallaroo from causes which could not be ascertained on Post Mortem at the Haffkine Institute ; 1 Rose crested Cockatoo, 1 Gazelle Indian, 1 Green Pigeon died suddenly ; 1 Gazelle Indian, 1 Uryal, 3 Indian Antelopes and 1 Spotted Deer of Anæmia ; 2 Lion cubs from Distemper ; 1 Spotted Deer, 1 Bear Cat, 1 Fallow Deer and 1 Gazelle Indian from failure of Heart ; 1 Great Sulphur Crested Cockatoo, 1 Mandarin Duck, 1 Rose Crested Cockatoo, 1 Stork, 2 black headed Ibis, 1 Chukor Partridge, 1 Purple Coot, 1 Bronze-winged Pigeon ; 1 Bank Myna and 1 Australian Crested Pigeon from Coccygeal adenites ; 1 Sykes Monkey and 1 Spotted Deer from Broncho-pneumonia ; 1 Indian Otter from Acute Enterites ; 2 Four-horned Antelopes and 1 Rib-faced Deer killed by Pariah Dogs at night ; 1 Spotted Deer, 1 Four-horned Antelope, 1 Ring-tailed Lemur, 1 Blue Mountain Lory, 1 Indian Antelope, 1 Young Opossum, 1 Hybrid Pea-fowl, 1 White Pea-fowl died of accidents and injuries ; 2 Nicobar Pigeons and 1 Crested Pigeon killed by rats ; 1 Sambar from Snake bite ; 1 Himalayan Bear and 1 Indian Antelope from Pneumonia ; 3 Lion Cubs, 1 Indian Fox from Acute Enterites and 1 Four-horned Antelope from Gastro-Enterites ; 1 old Argus Peasant and 1 Australian Crested Pigeon from Roup ; 1 Langur Monkey from Septic Poisoning, 1 Mona Monkey, 1 Indian Wolf and 1 Old Black Leopard from Paraplegia ; 1 Four-horned Antelope from Abscess of the Liver ; 1 Indian Antelope from Foot and Mouth Disease ; 1 Kangaroo, 1 Opossum and 3 Black Ducks during Voyage from Sydney to Bombay ; 1 Indian Antelope and 1 Palm Civet from old age ; 1 Panda from Apoplexy, 1 Black Leopard, 1 Langur Monkey, 1 Llama, 1 Fallow Deer, 1 Arabian Baboon and 1 Nilgai from Pulmonary Tuberculosis ; and 1 Lemur Mongoose from Hepatites.

30. During the year under report there was a severe outbreak of Foot and Mouth Disease in the month of December among the Spotted Deer and the Indian Antelopes. All the animals were segregated and treated and effective preventive measures were taken, with the result that there was only one death and the disease was prevented from spreading to the other Deer enclosures in the Garden.

31. Our usual thanks are due to the Director and his staff of the Haffkine Institute, Parel for their kindness in performing post-mortem and Bacteriological Examinations on our animals, sent to them, and also to the Professor of Pathology, King Edward Memorial Hospital for examining a few specimens sent to them. Our thanks are due to the Agents of the British India Steam Navigation Company and the P. & O. Company for giving us transport facilities for transshipment of both our plants and animals, and to the Agent of the B. B. & C. I. Rly. for carrying some of our animals at Concession rates in spite of the present depression.

32. A well-equipped and up-to-date Garden Library containing books on Botany, Horticulture, Zoology and Veterinary Medicine is maintained by the Department. Also the latest magazines and journals on all the above-mentioned subjects are contributed to every year.

33. During the year, Mr. D. S. Laud, the Superintendent, contributed several articles, which appeared in the various magazines, journals and newspapers, as noted below:—

“Bombay’s Flowering Trees—Varieties which bloom in the Hot Weather” in *Times of India* of May 20th, 1932; “Bougainvillea—Hardy South American Climbers in Bombay” in the *Times of India* of February 11th, 1933; and “Bombay Zoo Notes on Zebra Families’ Happy Events”, “With the Pelicans”, “Effect of Captivity”, “When Wild Animals are sick”, “Strange Cargo for Bombay—Australian Animals at the Zoo”, in the *Illustrated Weekly of India* of the 26th February, 5th March, 12th March, 19th March and 26th March 1933 respectively. Mr. Laud also read a paper on “Inflammatory Granuloma of the Tongue of Black Leopard” at the Annual General Meeting of the Bombay Veterinary Medical Association, held on the 24th December 1932.

34. Mr. Laud acted as a Judge during the Garden Competition on the 9th September 1932 and during the Annual Flower Show held on the 22nd September 1932 in the Empress Gardens, Poona.

35. Among the prominent visitors to the Gardens during the official year, mention may be made of Mr. G. Bernard Shaw, the famous Dramatist of England, who visited the Victoria Gardens with Mrs. Shaw, accompanied by Sir Chunilal V. Mehta, M. A., LL. B., K.C.I.E., on the 10th January 1933, when he arrived in Bombay on his world tour. Mr. Shaw was pleased with the Gardens and I was one of the very fortunate few to secure his autograph. Sir Thomas Whitson, LL. D., C. A., The Treasurer of the Zoological Society of Scotland also visited the Gardens in the month of January with Sir Reginald Spence, Kt., J. P. Sir Thomas was very much impressed with the unique operating cage we have in our Garden Infirmary for the treatment of the Bigger Carnivora, and a copy of the design was sent to him as per his request.

36. The Budgetted grants and the actual expenditure incurred of the various Gardens and Playgrounds during the year under report were as follows:—

Names of Gardens.	Budget Grants.		Expenditure.		—
	Rs.	a. p.	Rs.	a. p.	
(a) Victoria Gardens			1,15,799	10 7	Actually spent. Liabilities incurred.
			457	6 7	
	1,27,702	4 0	1,16,257	1 2	
(b) Miscellaneous Gardens, Open Spaces and Band- stands, etc.	36,539	14 0	33,054	8 10	
B.—New Gardens, Recreation Grounds, etc.	8,070	8 10	7,301	0 5	
New Works	2,282	0 0	1,749	12 3	
Total Rs.	1,74,594	10 10	1,58,362	6 8	

37. I cannot conclude this report without expressing my thanks to all my Assistants and Staff for the assistance and co-operation they have given me from time to time.

I have the honour to be,

Sir,

Your most obedient servant,

D. S. LAUD,

Superintendent, Municipal Gardens.

VICTORIA AND ALBERT MUSEUM.

ANNUAL REPORT OF PROGRESS OF WORK IN THE VICTORIA AND ALBERT
MUSEUM, UNDER HIS No. C.M./526 OF 1933-1934, DATED 4TH MAY
1933, FOR THE YEAR 1932-1933.

SIR,

I have the honour to submit the following annual report of the progress of work done in the Victoria and Albert Museum during the year 1932-1933.

Number of Visitors to the Museum.

Year.	No. of days the Museum was open to the public.	Total number of visitors to the Museum.	Daily Average.
1931-1932 ..	314	9,62,029	3,068
1932-1933 ..	293	8,85,796	3,023

The small falling off in the average number of daily visitors to the Museum is due to the Museum being closed to the public from the 16th of May to the 8th of June 1932, as the building was occupied by the authorities of the military regiment quartered in the city on account of the riots. In the month of June, when after the military had vacated the premises, the Museum was thrown open, the attendance of the public was small owing to the prevalence of panic, which prevailed in the city for some time after the riot had ceased. Noticeable improvement in the number of attendance of visitors began to show itself from the month of August, until it reached the record figure of 1,15,481 in the month of December last. These figures show the extent of popularity, which the Museum has attained in recent years for reasons which have been stated in the previous reports of this office.

Specimens Acquired during the Year.

Two stuffed specimens of an African Lion and a Lioness were exhibited in a large show case in the midst of natural surroundings, artificially prepared. A large painting, being a scenic representation of the locality in which these animals are found, was prepared and put up to serve as a background for the case.

The exhibition of a private collection of Oriental antiques and curios collected by Lieut.-Col. H. Murray, C.I.E., held in the month of March 1932, in Bombay gave me an opportunity to see these specimens; and if possible, to purchase some for our Museum. A finely worked large brass model of an old Hindu Temple supposed to represent the original golden temple at Benares before its destruction by the Emperor Aurangzeb, was one of the pieces, which I felt worth purchasing for the Museum. The model is supposed to be an exact copy of the original, a sketch of which is put in by Princeps in his "Views of Benares."

One box made of ivory of Indian workmanship and one ivory figure of a Burmese mendicant were purchased for our collection of ivory specimens.

An old Tibetan shrine, easily portable, made of brass and copper was purchased because of its anthropological interest.

Out of a set of thirty-two old pictures painted on mica, a curious material for the artist, two pictures one showing a Royal Palkhi and the other a Religious procession in

the course of the Durga Puja Holidays were purchased for the Museum. These paintings are believed to be unique, for it is reported that the Calcutta Museum has in its possession only two of the kind, and there is no specimen of the kind in the other Museums in India. A very noteworthy feature of these pictures is the seeming freshness of the colours in which they are painted.

Through the good offices of a friend in Hyderabad, I was able to secure some specimens of Lacquer work from Halla, consisting of Surayees, Vases, Fruit-trays, Powder-boxes, Tumblers, Sprays, etc., and these have been arranged in a show-case. These seem to be the best specimens of the style in the production of lacquered articles known as Painted Lacquerware.

One lacquered wooden table, one finger-bowl, one circular plate, one powder-box and one round box made of bamboo or horse-hair and lacquered in Burma were also purchased, as the manufacture of these articles is done by a different process than what is followed in the other parts of India. The Burmese extract the resin from a large deciduous tree, which yields the lacquer or varnish from incisions made into the bark, while the tree is in leaf. This is used in its liquid state as varnish, or thickened by means of saw-dust or ashes. It is then coloured with the desired medium, and applied with a brush or by hand while the article is revolving on the lathe. It is used either as an ordinary varnish, or to close the meshes of bamboo work so as to convert them into strong and durable articles and render them water-tight so that they may be used as drinking-cups or vessels.

One Powder-box, one case, and one tray-specimens of coloured lacquer ornamentation, bearing a somewhat close resemblance in design to Abri or Cloud-work were also purchased.

Fourteen specimens of Black Pottery consisting of Flower-pots, Surayees and round dishes made at Nizamabad in the district of Azimgarh of the United Provinces in imitation of Bidri work made at Bidar, were purchased and exhibited in a case. This kind of Black Pottery has a kind of high reputation in India chiefly on account of its rich black colour. After the articles are removed from the kiln, the desired pattern is etched on the surface, and filled with an amalgam of mercury and tin, and allowed to settle in lieu of the metallic alloy used in the preparation of the genuine Bidri work.

One specimen of a carved temple containing idols of Vishnu and Luxmi made of ivory, one specimen of the idol of Dattatraya made of ivory coming from Honavar; and one specimen of an Indian Raja's Pleasure Boat, and one figure of a Lady-standing made of ivory from Mysore were purchased and added to the collection of Ivory specimens.

One round wooden tray inlaid with plain and coloured ivory made in Mysore, and one piece of artistic carving on a piece of bamboo after the Burmese style of work, were purchased for the collection of carved and decorated wood-work.

In metalware, one Damascened helmet from Jaipur, one pair of old-fashioned Samayees, one brass image of Buddha in Yoga posture, one incense-burner used by the Muhammadans, one old Indian lamp, one brass image of a Goddess from South India, one old-fashioned Indian lamp in the shape of a parrot, one old Persian Aftaba, one pair of Indian lamps used in temple worship, one Samayee, one Hanging lamp, and two Chowfulas (boxes in the shape of a flower and divided into four compartments) were purchased and exhibited in cases respectively set apart for the different kinds of specimens.

The specimens of Papier-mache we had in our collection were of two kinds, namely, (1) those made of paper pulp from Jaipur, and (2) those which are now made in Cashmere of wood and treated after the manner of genuine articles of the trade. A few articles of this kind such as, a pair of large bowls and two small boxes were purchased and added to the collection, and this addition has greatly relieved the monotony of the old exhibits and has gone towards making the entire collection more attractive.

Specimens Exhibited as a Loan Collection.

On the break-up of the private exhibition of the old curios and antiques, Lieut.-Col. H. Murray proposed to me, that he would be pleased to keep his collection at the Museum for the benefit of the public as a Loan Collection. The collection comprises old Indian Paintings, specimens of brass and copper work, old China, lacquer pieces, a few Tibetan and Chinese pieces, old Indian Arms, old ivory paintings, old Hindu paintings of Navagrahas (nine planets personified), which are supposed to come from the Royal Palace at Tanjore, eight large paintings of Hindu Devetas—representing the eight cardinal points of the

compass, and some old Tibetan and Persian illustrated manuscripts. These latter are according to an opinion of an expert are interesting and valuable to any student of the Persian language. I accepted the suggestion with the approval of the Deputy Municipal Commissioner, following the example at present followed in several museums in England and on the Continent, where specimens of value and interest are similarly accepted and exhibited by the Curators for the benefit of the public, who rarely have access to any private collection of the kind. This is the first attempt of the kind in this Museum; and I find, that though it has an attraction for the few chiefly to those who belong to the educated classes, it has not been made in vain.

Old Bombay Room.

Short notes of the life history of some of the leading citizens of Old Bombay, whose photographs were secured last year, were prepared and typed, and these photographs will now be exhibited in the Bombay Room.

The following new photographs were secured during the year :—

Mr. Balwant Pandurang Kirlosker 1843-1885 known for his up-lifting the Marathi drama and making it popular in Bombay.

Mr. Byramji M. Malbari 1853-1891, a Social Reformer, a Journalist, and one who took a large part in the advocacy of social reform.

Mr. Dayaram Gidumull, who worked with Mr. Malbari in his work of social Reform, and conjointly with him founded the sanitarium at Dharampur for the treatment of tuberculosis.

Don Joao de Castro, who was Portuguese Viceroy in the year 1548, and who was the first to introduce the system of *aformento*—giving the first model of the system of feudalism. He contributed greatly to the progress and advancement of European culture in the group of seven islands.

Dr. A. G. Viegas, whose services to the City and the Bombay Municipal Corporation are too well-known to need restatement.

Short notes on the life history of the above have been already prepared and typed, and these photographs have been already exhibited.

Fourteen maps of the Island of Bombay made at different times from the year 1626 were reframed and exhibited in the old Bombay Room with descriptive notes regarding their authors and other interesting details from a historical point of view.

A Relief Model of the "Old English Fort from the Harbour in 1670 A.D." from a sketch made by P. Baldaeus, who visited the Malabar and the Coromandle Coast about the time, is being prepared and now nearing completion with the object of giving an idea of one of the earliest fortifications in Bombay soon after its occupation by the English. The harbour of Bombay, according to the writing of the author of the sketch, was then furnished with a capital castle, that could protect the anchorage. The Castle is described by Fryer, who visited Bombay in 1672 "as a pretty, but ill-fortified house, four brass canon being the only defence of the island, except a few chambers housed in the small towers in convenient places to scour the Malabars. About the house was a delicate garden, voiced to be the pleasantest in India." The model is made of ply-wood, and backed by a painting of a portion of the island at the time.

The inauguration of the Air-mail service between Karachi and Bombay was the occasion of an offer of greetings by the President of the Karachi Municipality to the Mayor of the Bombay Municipal Corporation. A packet containing a descriptive record of the consecration ceremony of the new Municipal Office at Karachi was received as a souvenir of the occasion by the first air-mail, and this was presented to the Museum, and is preserved as a *memento* as desired by the Mayor, Mr. V. N. Chandavarkar, B.A. (Cantab.), Bar-at-Law.

Equipment.

One teakwood show-case for exhibiting the model of the old Benares temple, and one for setting up the Relief model of the English Fort at Bombay were made during the year according to designs specially prepared.

Two cases for the use of the Museum Library were also purchased.

As all the show-cases were found to be greatly discoloured and therefore presented a very untidy appearance, it was decided to have them all repolished. It is needless to say, that apart from the change effected in their appearance, repeated polishing has been found to keep the wood-work of the cases in a state of good preservation.

Museum Library.

The following books were purchased and added to the collection of books:—Indian Antiquary 1932, Economic History of India by R. C. Dutt, Ideals of Hinduism, Life of Mahadaji Scindhia, Sketches of India by Mrs. Murray, Snakes of Maharashtra, Mural Paintings of the School of Art, A Study in the Comparative History of Indian Culture, History of the Nizam by Briggs, Vol. II, History of Clive and Dupleix by Dodwell, Life of Akber, by Binyon, Life of a Moghul Princess, Autobiography of an Indian Monk, The Nabobs,—Life of the early British settlers in British India, Glimpse of India, Power of the Jesuits in Bombay, Bombay and the Sidees, Economic History of the Early British in India, Mediæval India, and Inspirations of Tukaram.

Office.

Complete revised lists brought up-to-date, of specimens, books, show-cases and dead-stock articles were newly made, typed and submitted to the Test Audit Officer for the purpose of the usual audit.

Twenty-four frames of topographical views of Old Bombay and the past citizens of Bombay, who took a leading part in the development of the city with other specimens of historical interest, were lent under orders of the Deputy Municipal Commissioner to the Secretary of the Bombay Municipal Schools Committee for being exhibited at the Exhibition of historical and geographical subjects held under the auspices of the Joint School Committee of the Bombay Municipality.

The members of the Numismatic Society of India visited the Museum in the month of December last, when they had gathered in Bombay on the occasion of their annual gathering.

The members of the staff were as watchful as in the past in the work of keeping the Museum and its contents in a state of cleanliness and order.

In conclusion, it gives me great pleasure to record my appreciation of the help received by me from the members of the staff from time to time in the work of carrying out the various improvements and in maintaining the Museum in the same, if not at a higher level of efficiency and usefulness to the city, as when it was passed on to me.

I have the honour to be,

Sir,

Your most obedient servant,

D. A. PAI,

Curator.

No. OF 1933-34.

BOMBAY,

1933.

FROM

THE CHIEF STOREKEEPER,

BOMBAY MUNICIPALITY.

To

THE MUNICIPAL COMMISSIONER

FOR THE CITY OF BOMBAY.

SIR,

I have the honour to submit herewith my Annual Report for the year ended 31st March 1933. From the commencement of the official year I took over charge of the office of the Chief Storekeeper from Mr. D. E. Mavji who retired on that day and I was in charge of the department throughout the year.

About 153 tenders were invited against 116 in the preceding year. Tenderers were allowed to be present as usual at the time of opening tenders thus creating confidence in the merchants of receiving fair treatment.

Purchases were made at lower rates than those of the last year. The difference in rates worked out on an average to about 25 per cent. in our favour in case of the articles such as Tubes and Tyres, Water-proof Coats, Hose Canvas, etc. In the case of other items the rates on an average were less by about 2 per cent. than the last year's rates. Total purchases including articles received on R. S. Memo amounted to Rs. 6.73 lakhs against Rs. 5.73 lakhs, *i.e.* Rs. 1 lakh more than the amount of the last year. Of this one lakh, Rs. 50,000 in round figures represent the value of stores which were lying unbooked on the pipe line outside Bombay and which were brought on to our books as required by the Municipal test Audit Officer, and the balance of Rs. 50,000 represent the quantities of meter fittings, C. I. Pipes and castings and crusher parts etc., purchased in larger quantities for works in progress than what was done in the preceding years. During the year under report some of the stores have been classified under a new heading "Surplus and Obsolete Stores" Line Suspense a/c. These articles are very seldom required for use. A separate account of these stores is maintained and the movement of these stores will be watched from time to time with a view to judging whether it is of any use to keep them in stock any longer. The value of these Stores amount to Rs. 47,000 in round figures. Care was exercised to see that the articles required for consumption only in the near future, were purchased. Attempts were made to keep down as far as possible the balance of stock on hand. As a preliminary measure towards reducing the balance of stores on hand a list of stores lying unused for the last 5 years was prepared. This list was circulated to the Heads of Departments asking them to note against each item whether there was any likelihood or not of the same being required and in cases in which the stores were not considered to be of any use in future a separate list was prepared and forwarded to the Municipal Selling Agents Messrs. William Laws & Co., with a view to securing offers for these stores. The selling agents, reply is not yet received. The value of such stores amount to Rs. 60,000 in round figures.

Indian made articles were given preference over foreign goods. Most of our requirements are now of Indian manufacture. Cement, C. I. Pipes and fittings, S. P. Hydrants, Boxes, Meter Chambers, Lead Pig, S. W. Pipes and Fittings, C. I. Frames and Covers, Gratings, etc., Brooms, Baskets, Paints, Oils, Coal, Timber, Firewood, Uniforms to staff, Clothing to Hospitals, Monsoon requirements, etc., and in fact almost all articles of importance were purchased of Indian manufacture. Only a few items which are either not made in India or are not suitable for our use, were purchased of foreign make.

The term of the contract made by Government with certain cement companies in which the Municipality participated having expired fresh arrangements were made by the Municipality with the Cement Marketing Co. direct for the purchase of 1000 tons of cement at a more favourable rate than the previous contract rate.

C. I. Pipes and fittings were purchased at very low rates. These were all of Indian manufacture.

Meter parts were purchased from the British manufacturers direct thus saving middlemen's profit.

S. W. Pipes and fittings were purchased of Indian manufacture at easy rates.

As usual cut timber was stocked which gave great facility in expediting works in hand.

The following important contracts were entered into during the year :—

1. Hose, canvas and rubber.
2. Disinfectants.
3. C. I. Frames and covers, gratings, etc.
4. C. I. Pipes and fittings.
5. Hydrants and sluices.
6. C. I. Boxes and chambers.
7. Timber of sorts.
8. Hospital clothing.
9. Uniforms to staff.
10. Baskets, bamboo and cane.
11. Brooms, Goa and Date.
12. Brushes, sweeping.
13. S. W. Pipes and fittings.
14. Monsoon requirements.
15. Motor oils and lubricants.
16. Galvanized pipes and fittings.
17. Brass fittings.
18. Motor tyres and tubes.
19. Iron and steel.
20. Soap, soda washing, etc.
21. Pesterine.
22. Motor accessories.
23. Vegetable and mineral oils.
24. Canvas and paulins.
25. Paints and oils.
26. Electric goods.

In addition to the 109 annual contracts special contracts for the supply of the following articles were also entered into, *viz* :—

3", 6", 9" and 15" C. I. Pipes, 4", 6" and 9" S. W. Pipes, C. I. S. P. and underground hydrants, 16" Collars and Tubes, 4", 5", 6" and 9" sluice valves, cast iron gratings, etc.

Care was taken to replenish stock in time for all works in progress thus avoiding delay in their execution.

Articles returned by departments were very carefully scrutinized and only articles in constant use were accepted at full value. Those not in use were taken at reduced rates thus avoiding unnecessary swelling of the value of stock in hand.

5,886 orders for the purchase of stocks were placed with the contractors and other dealers against 5,643 of the previous year. All articles received were examined carefully with standard samples and in some cases where there was difference between the standard samples and the supplies made, the supplies were either rejected or accepted at less rates than the contract rates. In those cases in which the rejected articles were not replaced by the contractors necessary purchases were made at the risk and cost of the defaulting contractors.

22,005 indents and sale memos were promptly attended to during the year. Sufficient stock was maintained to avoid delay in complying with indents. Those articles which were not in stock were secured as early as practicable at competitive market rates. System of inviting quotations even for small purchases proved very profitable to the Municipality.

Sales to contractors were made at purchase rates in most cases without addition of supervision charges. This enabled the works contractors to offer favourable rates to the Municipality. There was a great demand for Dust-bins which the Houseowners are required to maintain on their premises and these were sold at the rate of Rs. 2 each including 10 per cent. supervision charges, against Rs. 2-1-0 in the preceding year.

As was done last year C. I. and other scraps received from different departments were sold by private offers. C. I. Scrap recovered from pipes was sold at a reduced rate, the minimum rate being Rs. 20 per ton and maximum rate Rs. 23 per ton against Rs. 22 and Rs. 25 per ton respectively in the previous year. This was due to the depressed condition of the market.

The departmental verification of stores was conducted throughout the year and no appreciable difference was noticed. Municipal stock verifier also verified stores at Central Stores, Foras Road and B. B. Pipe Depot excepting the stores on the line. Out of about 5,465 items verified 5,358 showed correct results. There was deficit in 38 items only on account of dryage, difference in scale, receipts in large quantities but numerous issues in small quantities and excess in 69 items the net result being an excess of Rs. 154-3-0.

Night guards were equipped with Telltale watches, whistles, etc. Fire appliances were maintained in first class order.

Notwithstanding heavy demands of departments and notwithstanding the fact that the previously unbooked stores of the value of Rs. 50,000 was brought on our books as stated above the balance of stock maintained was much smaller than that of the last year, the balance at the end of the year being 6.51 lakhs against 6.81 lakhs on 1st April 1932.

Working expenses were maintained at a very low figure. Total establishment charges do not work out to even 4.5 per cent of the total turnover of the Stores Department.

During the year the posts of one Head Clerk and three clerks were abolished.

In conclusion I wish to express my thanks to the Assistant Storekeeper and the staff for their loyalty and valuable assistance in bringing about such good results.

Appendix A is enclosed herewith.

I have the honour to be,

Sir,

Your most obedient servant,

M. K. VARIAVA,

Chief Storekeeper.

APPENDIX "A."

Particulars.	General Stores.		Capital Stores		Line Suspense Stores. (General)		Line Suspense Surplus and obsolete Stores.		Total.	
	Rs.	a. p.	Rs.	a. p.	Rs.	a. p.	Rs.	a. p.	Rs.	a. p.
Value of Stores on hand on 1st April 1932 ...	2,93,479	3 11	2,98,282	5 3	89,739	5 7		6,81,500	14 9
Value of Stores receipts including transfers during 1932-33	4,09,944	0 11	1,57,319	3 0	58,492	11 2	47,018	14 4	6,72,774	13 5
Total ...	7,03,423	4 10	4,55,601	8 3	1,48,232	0 9	47,018	14 4	13,54,275	12 2
<i>Less—</i>										
Value of Stores issued including transfers during 1932-33	4,32,577	3 10	2,06,415	8 0	60,766	7 4	3,506	0 0	7,03,265	3 2
Balance ..	2,70,846	1 0	2,49,186	0 3	87,465	9 5	43,512	14 4	6,51,010	9 0

M. K. VARIAVA,
Chief Storekeeper.

LICENCE DEPARTMENT.

No. L/1012-S.C. of 1933-1934.

BOMBAY, 31st May 1933.

FROM

THE SUPERINTENDENT OF LICENCES.

To

THE MUNICIPAL COMMISSIONER

FOR THE CITY OF BOMBAY.

Subject: *Annual Report for the year 1932-33.*

SIR,

I have the honour to submit my annual report on the working of the Licence Department during the year 1932-33.

2. I was in charge of the Department throughout the year.

3. *Licences under Section 394 and Permits under Section 390.*—The total number of licences issued under Section 394 and of permits under Section 390 of the City of Bombay Municipal Act and the total amount of fees collected in respect thereof during the year under report, as compared with the preceding two years, are as under :—

Year.	No. of Licences issued.	Amount of Fees received.			No. of Permits issued under Section 390.	Amount of Fees received.			Total Amount of Fees.		
		Rs.	a.	p.		Rs.	a.	p.	Rs.	a.	p.
1932-33	15,884	1,62,727	5	0	251	5,123	0	0	1,67,850	5	0
1931-32	15,147	1,50,750	14	0	235	5,630	12	0	1,56,381	10	0
1930-31	14,405	1,45,022	0	0	212	5,225	0	0	1,50,247	0	0

Compared with 1931-32 the number of permits is increased by 16 and the receipts are decreased by Rs. 507-12-0. The decrease in receipts is due to the Municipal Commissioner's order dated the 25th November 1931 for transfer of permits in cases of change of ownership on recovery of a transfer fee of Re. 1 only in lieu of the full fee of Rs. 25 as was the practice before. The number of licences and the total revenue derived therefrom increased by 737 and by Rs. 11,976-7-0 respectively. This amount includes Rs. 8,117-7-0 being the amount of additional fees for delayed payments levied under Corporation Resolution No. 1917 dated

24th May 1931. The amount would have been increased by about Rs. 1,200 but for the Corporation Resolution No. 12062 of 31st March 1932 whereby the levy of licence fee on paint was discontinued in cases in which it was kept along with oil, turpentine or varnish.

4. No licence for farrier's trade was issued during the year under report though the trade became licensable by Corporation Resolution No. 2552 dated the 22nd June 1931.

5. The larger differences (increases or decreases) in the number of licences issued, as compared to the previous year, are as under :—

Trade or Commodity.	Increase or Decrease.
Bidis (indigenous cigarettes mfg.)	+ 196
Charcoal	+ 243
Fireworks (retail)	+ 101
Hair-dressing saloons	+ 51
Metal casting	+ 32
Noisy trades	+ 64
Paints	— 67
Petroleum (dangerous)	+ 38
Smelteries	+ 27
Timber	+ 335

6. The licence fees outstanding on the 31st March 1933 amounted to Rs. 4,691-10-0 in respect of 622 licences as against Rs. 5,107-2-0 in respect of 662 on the 31st March 1932. Miscellaneous receipts amounted to Rs. 1,342-5-0 against Rs. 693-12-6 in the previous year. The increase is due to the fees paid for duplicate copies of licences, the originals having been lost by the parties. License fees amounting to Rs. 294-4-0 were refunded during the year under report. The loss of revenue, incidental to the disuse or demolition of old licensed places or their diversion to uses not entailing a licence amounted during the year under report to Rs. 20,698-6-0 against Rs. 17,518-0-0 in the preceding year. The increase is due to the general trade depression.

7. No licence was revoked during the year under report.

8. *Permits under Section 328 and 328A.*—The total number of permits issued under these Sections for exhibiting skysigns and advertisements during the year was 2,176 and the revenue derived was Rs. 45,937-13-11 as against 1,648 permits issued and revenue Rs. 50,205-13-1. The decrease is only an apparent one and the bulk of it is due to a sum of Rs. 3,898-12-0 due from the Bombay Electric Supply and Tramways Company, Ltd., as fees in respect of advertisements displayed on tram cars and buses during 1930-31 having been paid during 1931-32 along with the fees in respect of the latter year.

9. Out of Rs. 6,757-7-6 recovered as ground rent in the year under report in respect of advertisement boards and hoardings put up on Municipal properties, Rs. 5,052-10-3 were credited to the Department of the City Engineer and Rs. 1,262-7-0 to the Market Department. The rest of the amount, viz., Rs. 442-6-3, was credited to the License Department, being rent for cloth boards hung across the streets.

10. The total number of advertisement permits issued and the total receipts during the year under report as compared with the preceding three years are as under :—

Particulars.	No. of Permits issued.				Amount of Fees collected.			
	1929-30.	1930-31.	1931-32.	1932-33.	1929-30.	1930-31.	1931-32.	1932-33.
					Rs. a. p.	Rs. a. p.	Rs. a. p.	Rs. a. p.
Wall posters and hoardings.	409	520	741	760	11,864 11 11	14,340 12 0	15,673 2 6	13,518 12 0
Moveable boards, hand-carts, etc.	302	284	240	537	6,288 0 0	5,626 4 0	13,609 5 6	10,747 1 8
Illuminated skysigns and advertisements.	193	226	444	535	8,039 6 0	9,741 8 11	10,000 5 10	12,834 1 0
Non-Illuminated skysigns.	126	74	108	221	1,979 15 0	1,731 13 0	1,485 6 0	1,827 5 0
Non-Illuminated kiosks ..	12 (2,841 kiosks.)	11 (3,344 kiosks.)	18 (8,330 kiosks.)	12 (2,762 kiosks.)	2,926 4 0	4,290 4 0	4,185 4 0	3,452 8 0
Illuminated kiosks ..	3	1	12 0 0	2 0 0
Wall paintings	71	76	97	106	2,690 8 0	3,425 12 0	2,712 15 0	2,120 12 0
Auctioneers	6	6	5	5	600 0 0	600 0 0	500 0 0	500 0 0
Ground rent	310 8 0	283 8 0	132 10 3	442 6 3
Extra fees for delayed payments.	810 0 0	525 8 0	826 12 0	495 0 0
Total ..	1,122	1,198	1,648	2,176	35,521 4 11	40,567 5 11	50,205 13 1	45,937 13 11

11. The question of giving effect to the Corporation Resolution No. 10535, dated the 30th March 1931 *re* : the levy of fee on advertisement hoardings for the period they stand blank or with the announcement " TO BE LET " displayed thereon at half the prescribed rates for a hoarding, has been held in abeyance in view of continued trade depression.

12. *Licences under Sections 313 and 313A.*—The total revenue from licences issued to itinerant hawkers and to squatters in reserved areas during the year under report amounted to Rs. 73,077 as against Rs. 78,484 in the preceding year. The decrease is mainly due to the communal riots which broke out in the early part of the year.

13. The comparative figures of fees recovered from squatters and handcart hawkers, including removal charges, are as under :—

	Amount of Fees collected.					
	1930-31.		1931-32.		1932-33.	
	No. of Licences.	Amount.	No. of Licences.	Amount.	No. of Licences.	Amount.
		Rs. a. p.		Rs. a. p.		Rs. a. p.
Squatters' fees collected in reserved areas under Section 313.	11,023	43,213 8 0	13,468	53,957 0 0	11,388	46,959 0 0
Recovery of expenses under Section 490 for removal of encroachments under Section 314.	10,647 0 0	17,016 5 0	17,813 1 0
Fees received from roving hawkers' licences under Section 313A.	6,741	21,073 0 0	9,021	24,527 0 0	9,527	26,118 0 0
Total ..	17,764	74,933 8 0	22,489	95,500 5 0	20,915	90,890 1 0

14. *Prosecutions.*—The number of prosecutions launched during the year under report and the results thereof are compared below with those for the preceding two years.

Year.	Offence against Section.	Total No. of Cases filed.	No. of Cases withdrawn on Compliance with Law.	No. of Cases which resulted in Conviction.	Amount of Fines inflicted	No. of Cases which resulted in Acquittal.	No. of Cases remaining undisposed of on 31st March 1933.
1930-31 ..	394	6,046	5,694	352	Rs. a. p. 2,970 1 0	1
1931-32 ..	"	7,432	6,118	388	3,864 5 0	5	1,477
1932-33 ..	"	4,178	4,749*	322	3,260 3 0	6	578
1930-31 ..	328-328A	180	174	6	39 0 0	1
1931-32 ..	"	379	294	7	52 0 0	5	89
1932-33 ..	"	423	436*	9	78 0 0	67
1930-31 ..	313-313A	716	408	307	2,863 1 0	1
1931-32 ..	"	601	314	265	1,180 12 0	2	131
1932-33 ..	"	385	220*	228	1,757 5 0	68
1930-31 ..	412A	21	21
1931-32 ..	"	33	33
1932-33 ..	"	14	14*
1930-31 ..	392
1931-32 ..	"
1932-33 ..	"
1931-32 ..	Section 6 of Indian Petroleum Act.
1932-33 ..	"	1	1
1931-32 ..	Section 11 of the Indian Petroleum Act.
1932-33 ..	"	1	1	30 0 0

* Of the 5,412 cases withdrawn, 4,205 were in respect of non-payment of fees.

The marked decrease in the number of prosecutions filed is due to the introduction of an additional fee in cases of delayed payments.

15. *Criminal prosecutions.*—6 criminal prosecutions were launched against the hawkers, out of which 4 resulted in convictions, the fines inflicted aggregating Rs. 300, in default rigorous imprisonment ranging from 3 weeks to 3 months. The remaining two cases are pending in the Courts.

I have the honour to be,

Sir,

Your most obedient servant,

K. P. GUZDUR,

Superintendent of Licences.

Statement showing (i) the number of licences issued, (ii) the trades licensed and (iii) the amount of fees collected during the year 1932-33.

No. of Licences.	Nature of Trade.	Licence Fees.		
		Rs.	a.	p.
10	Acetylene gas (keeping)	97	0	0
33	Aerated waters (manufacturing)	1,122	8	0
2	Ashes	23	12	0
183	Bakeries	3,246	4	0
58	Bidi leaves	728	0	0
1,139	Bidis (indigenous cigarettes manufacturing)	1,401	0	0
4	Bitumen	120	0	0
1	Bricks and tiles	20	0	0
....	Bones		
10	Camphor	144	8	0
3	Candles (manufacturing)	60	0	0
12	Carbide of calcium (retail)	45	0	0
8	Do. do. (wholesale)	210	0	0
1	Catgut	15	0	0
1,324	Charcoal	11,448	4	0
156	Chemicals	2,254	0	0
11	Chlorate of potash	82	8	0
70	Cinematograph films	1,985	0	0
147	Cloth dyeing in indigo and other colours by hand power	1,183	12	0
16	Do. do. do. by mechanical power	442	8	0
159	Coal and coke	1,564	8	0
23	Cocanut fibre, flax, hemp and jute	382	0	0
14	Copra	531	4	0
4	Cotton (keeping)	52	8	0
12	Do. (keeping and pressing)	352	8	0
18	Cotton seeds	342	8	0
50	Cotton refuse or waste (keeping)	1,145	8	0
19	Do. (cleaning and keeping)	864	8	0
5	Cowdung cakes (manufacturing)	63	12	0
79	Dammer, tar and pitch	1,476	0	0
1	Dynamite	50	0	0
2,956	Eating-houses	38,396	4	0
9	Esas	242	8	0
13	Fat and tallow (keeping)	347	8	0
2	Do. (cleaning and pressing)	60	0	0
8	Fins	123	12	0
20	Fish (dried)	462	8	0
161	Fireworks (retail)	530	0	0
41	Do. (wholesale)	410	10	0
4	Do. (manufacturing)	50	0	0
29	Firewood (retail)	63	0	0
479	Do. (wholesale)	6,184	0	0
8	Gas (manufacturing)	317	8	0
61	Ghee (keeping)	831	4	0
6	Do. (manufacturing)	52	8	0
108	Butter (under Section 412A)	398	8	0
152	Grain parching	213	8	0
169	Gunny bags	1,529	4	0
14	Gunpowder (retail)	72	8	0
2	Do. (wholesale)	100	0	0
1	Do. (manufacturing)	50	0	0
635	Hair-dressing saloons	3,409	6	0
65	Hay, straw or grass	853	0	0
8,515	Carried forward	86,151	8	0

No. of Licences.	Nature of Trade.	Licence Fees.
	Brought over ..	Rs. a. p. 86,151 8 0
8,515		
32	Hessian cloth	154 12 0
11	Hides and skins (dried)	172 8 0
5	Do. (raw) keeping	131 4 0
28	Tanneries	2,618 12 0
2	Horns and hoofs	45 0 0
....	Hair
7	Ice (manufacturing)	564 0 0
120	Khoka boxes (manufacturing and storing)	962 4 0
23	Lime (manufacturing)	1,275 0 0
49	Liquid fuel	2,549 0 0
7	Leaves (dried)	71 0 0
1,563	Matches (retail)	2,341 0 0
57	Do. (wholesale)	2,404 12 0
....	Do. (manufacturing)
106	Do. (Bengal) (retail)	119 8 0
1	Do. do. (wholesale)	150 0 0
201	Metal casting	3,240 0 0
95	Methylated spirit	1,648 12 0
722	Noisy trades	2,993 0 0
1	Nitro-glycerine	50 0 0
618	Oils (keeping)	7,136 14 0
108	Do. (manufacturing)	1,411 4 0
123	Oilseeds	5,879 6 0
21	Paints	364 1 0
2	Paper (manufacturing)	30 0 0
31	Paper, waste	471 4 0
1	Phosphorus (retail)	5 0 0
1	Do. (wholesale)	50 0 0
....	Packing stuff
119	Petroleum (dangerous)	330 12 0
40	Oil (kerosene) (retail)	330 0 0
90	Do. (wholesale)	729 0 0
7	Pottery (manufacturing)	22 8 0
3	Rags	33 12 0
14	Rosin	181 9 0
26	Saltpetre	215 0 0
40	Sandalwood	318 12 0
29	Smelteries	312 0 0
52	Soap (manufacturing)	1,471 4 0
1	Sugar refineries	433 8 0
11	Sulphur	115 0 0
27	Stables for horses	1,952 8 0
96	Do. milch cattle	9,431 4 0
50	Do. bullocks	1,015 0 0
....	Do. four-footed animals
372	Sweetmeats (keeping and manufacturing)	2,368 2 0
779	Timber	8,967 9 0
116	Turpentine (retail)	621 4 0
34	Do. (wholesale)	899 12 0
29	Whistle (steam), blowing of	287 8 0
59	Varnish	604 0 0
20	Wool	447 8 0
....	Special licences under Section 394 (1) (d) (ii)
7	Wool (cleaning and pressing)	200 0 0
14,471	Carried forward ..	1,54,277 5 0

No. of Licences.	Nature of Trade.	Licence Fees.
		Rs. a. p.
14,471	Brought over	1,54,277 5 0
193	Permits under Section 390	5,050 0 0
429	Transfer of licences	468 0 0
58	Do. permits	73 0 0
15,151		1,59,868 5 0
984	Licence fees collected during 1932-33 for the official years 1931-32 and 1930-31	7,982 0 0
16,135	Total ..	1,67,850 5 0

Summary of total revenue collected during the official year 1932-33.

No. of Licences and Permits.	Nature of Revenue collected.	Amount.
		Rs. a. p.
16,135	Licence fees collected under Sections 390 and 394	1,67,850 5 0
2,176	Advertisement fees collected under Sections 328 and 328A	45,937 13 11
11,388	Fees collected from squatters under Section 313	46,959 0 0
9,527	Fees collected from hawkers under Section 313A	26,118 0 0
	Encroachment removal fees under Sections 314 and 490	17,813 1 0
	Miscellaneous fees	1,342 5 0
	Grand Total ..	3,06,020 8 11

MARKETS.

No. M/2691 of 1933-34.

BOMBAY, 20th June 1933.

FROM

THE SUPERINTENDENT OF MARKETS,

ARTHUR CRAWFORD MARKET, BOMBAY.

TO

THE MUNICIPAL COMMISSIONER FOR THE CITY OF BOMBAY,

BOMBAY.

SIR,

I have the honour to submit the annual report of the Markets and Slaughter Houses Department for the year 1932-33.

2. The total receipts of the Department during the year under report amounted to Rs. 11,34,394-8-11 against Rs. 11,52,231-0-5 in the previous year, showing a decrease of Rs. 17,836-7-6 which is chiefly due to the large decrease in slaughter fees. This decrease would have been still more, had it not been counter-balanced by an increase in the squatters' fees received from the contractors in different Municipal markets.

3. There were 16 Municipal Markets in all which are enumerated below with net receipts obtained during 1932-33 and 1931-32. The total number of stalls and the average number of stalls that remained vacant per quarter in each market during both the years are also given for the sake of comparison. The increase or decrease in the revenue of each market during 1932-33 is shown in the statement for ascertaining the financial result of each market in respect of the stall rents, etc.

STATEMENT I.

Name of Market,	Total No. of Stalls.		Average No. of Stalls vacant per quarter.		Stall Rents, 1932-33.	Squatters Fees, License Fees, etc., 1932-33.	Total Gross Receipts, 1932-33.	Expenditure, 1932-33.	Net Receipts, 1932-33.	Net Receipts, 1931-32.	Increase or Decrease during 1932-33.
	1932-33.	1931-32.	1932-33.	1931-32.							
					Rs. a. p.	Rs. a. p.	Rs. a. p.	Rs. a. p.	Rs. a. p.	Rs. a. p.	Rs. a. p.
Colaba	76	74	56	51	1,363 10 0	2,232 8 0	3,596 2 0	1,224 5 11	2,371 12 1	2,067 4 8	- 295 8 7
Fort	180	180	24	18	10,153 14 0	6,186 12 0	16,340 10 0	5,203 12 2	11,136 13 10	10,427 7 7	+ 709 6 3
Arthur Crawford	1,033	1,033	129	115	1,74,658 9 7	1,18,409 8 6	2,93,068 2 1	1,08,343 8 5	1,84,724 9 8	1,96,527 14 1	-11,803 4 5
Erskine Road	832	832	240	212	77,676 6 10	20,721 0 0	98,397 6 10	29,022 9 0	69,374 13 10	78,863 2 3	- 9,488 4 5
Bhuleshwar	201	199	25	27	19,517 9 5	221 8 0	19,739 1 5	5,682 6 1	14,056 11 4	13,650 7 11	+ 406 3 5
Peddar	46	46	11	11	2,638 10 11	3,987 8 0	6,626 2 11	2,559 1 11	4,067 1 0	3,973 8 4	+ 93 8 8
Pork	3	3	3,200 0 0	4 0 0	3,204 0 0	1,299 9 2	1,904 6 10	1,843 3 5	+ 61 3 5
DeLisle Road Sheep	48	48	..	3	7,000 13 4	1,262 0 0	8,322 13 4	2,208 7 4	6,114 6 0	4,566 6 7	+1,547 15 5
Fergusson Road	34	34	4	6	2,817 12 0	19,831 0 0	22,648 12 0	6,445 10 5	16,203 1 7	12,262 11 4	+ 3,940 6 3
Parbhadevi Road	29	29	10	10	1,785 5 0	10,723 0 0	12,508 5 0	4,334 7 3	8,173 13 9	7,160 3 3	+ 1,013 10 6
Elphinstone Road	32	32	1	1	5,825 5 0	9,537 0 0	15,362 5 0	5,309 8 1	10,052 12 11	10,466 14 4	- 414 1 5
Kamatipura	53	53	16	14	3,338 6 4	4,093 0 0	7,431 6 4	3,098 1 1	4,333 5 3	2,878 10 6	+1,454 10 9
Masjid Bunder	52	52	38	40	1,116 12 0	778 0 0	1,894 12 0	2,387 1 0	-492 5 0	-402 15 10	- 89 5 2
Chowpaty	71	71	34	37	2,348 14 0	1,955 6 0	4,304 4 0	2,286 8 11	2,017 11 1	2,627 6 1	- 609 11 0
Dadar	3	3	920 0 0	15,423 8 0	16,343 8 0	5,242 2 6	11,101 5 6	8,723 12 11	+2,377 8 7
Chandanwady	84	84	56	40	806 15 0	56 8 0	863 7 0	435 9 10	427 13 2	881 11 2	- 453 14 0
Total ..	2,777	2,773	644	585	3,15,228 15 5	2,15,422 2 6	5,30,651 1 11	1,85,082 13 1	3,45,568 4 10	3,57,117 12 7	-11,549 7 9

During the year 2 new stalls in Colaba and 2 in Bhuleshwar markets were provided.

There has been an increase of Rs. 11,604-9-3 in respect of some markets and a decrease of Rs. 23,154-1-0 in respect of others so that the net financial position in respect of stall rents, etc., is that there has been a decrease of Rs. 11,549-7-9 during the year as compared with the previous year which is due to general trade depression.

4. In addition to this amount Rs. 1,28,975 were realised from the contractors for the rights of collecting squatters' fees from different Municipal markets and the Scale fees from the Arthur Crawford Market against Rs. 1,16,272 of the preceding year. The squatters' fees collected departmentally at the Arthur Crawford and Erskine Road markets together with the encroachment fees from these two markets as well, some other markets amounted to Rs. 45,236-15-0 against Rs. 45,783-3-0 in the previous year, giving a total net income of Rs. 1,74,211-15-0 against Rs. 1,62,055-3-0 during the preceding year, showing an increase of Rs. 12,156-12-0.

5. All the markets were well kept and careful supervision was exercised by the Markets staff as to the cleanliness, sanitary condition of the premises and wholesomeness of articles offered for sale.

6. The license fees during the year from 17 private markets and one private slaughter house at Marine Lines amounted to Rs. 30,728-10-0 against Rs. 25,998-15-0 of the last year. The increase is due to the license fees of two markets for the year 1931-32 being credited to the account of the year under report. License fees amounting to Rs. 760 were also recovered from butchers having stalls in private markets. The number of outside meat shops was 150 against 147 and the license fees realised in respect of them were Rs. 7,663 against Rs. 7,311 in the previous year.

7. The market staff exercised supervision on the articles offered for sale in the markets. Unwholesome articles, viz., meat, fish, fruits, vegetables, etc., from different markets and slaughter houses including contraband meat weighing about 506,201 lbs. in the aggregate were destroyed during the year.

8. The quantity of contraband meat seized and destroyed was 2,689½ lbs. against 4,673 lbs. in the previous year, showing a decrease of 1,983½ lbs.

9. Eight thousand eight hundred and thirty-five buffaloes, 39,076 cows and bullocks and 8,22,186 sheep and goats were brought on the Fair ground at Bandra Slaughter Houses against 9,126 buffaloes, 40,426 cows and bullocks and 8,45,169 sheep and goats during the previous year, out of which 3 buffaloes, 380 cows and bullocks and 5,851 sheep and goats being found in an advanced stage of pregnancy and suffering from purging, abortion, debility, emaciation, sheep-pox, foot and mouth disease, fever, febrile affections, mange, bruises, fractures and abscesses or otherwise unfit for human consumption were rejected on ante-mortem examination.

The principal causes of post-mortem condemnation were cysticercus bovis, emaciation hydatid cysts, liver flukes, bruises, abscesses, foot-rot and parasitic nodular infection of livers.

10. The slaughter and removal fee realised at Bandra Slaughter Houses and slaughter fee realised at DeLisle Road Sheep Market were Rs. 3,43,085-5-0 against Rs. 3,57,144-7-0 of the last year, showing a decrease of Rs. 14,059-2-0. The fees received from the Kurla Municipality under the agreement to import buffalo meat into Bombay were Rs. 53,670 against Rs. 67,220 of the last year. A sum of Rs. 85-8-0 in all was realised for horned cattle, sheep and goats slaughtered in Bombay on occasions of festivals.

11. The approximate weight of dressed meat of buffaloes, cows and bullocks was 5,382 tons and that of sheep and goats 6,550 tons. The quantity condemned out of the former was 13 tons and of the latter was 5 tons which give .24 and .08 percentage respectively.

12. One thousand and ten pigs and 173 piglings were brought for slaughter at the Arthur Road Slaughter House of which 995 pigs and 159 piglings were slaughtered. The fees received for slaughtering these animals at the Pork Slaughter House amounted to Rs. 1,034-12-0.

Permits to import 79 slaughtered piglings were issued during the year and the fees recovered for granting such permits amounted to Rs. 59-4-0.

13. Out of 41 tons of pork meat slaughtered, 2 tons had to be rejected being found unfit for human consumption and were destroyed due to tuberculosis, cysticercus sellulosae, hypertrophy of kidneys and bruises.

The percentage of the quantity destroyed comes to 4.88. The affections of tuberculosis were confined to pigs only.

Note:—The details of animals slaughtered, etc., and the fees realised are given in Appendix "A" of this report.

14. The sum realised for the right of collecting Fair fees at the Bandra Slaughter Houses was Rs. 1,42,500 against Rs. 1,45,083-10-3 of the preceding year, showing a decrease of Rs. 2,583-10-3.

15. The other miscellaneous revenues were as follows :—

STATEMENT II.

Particulars.	1932-33.			1931-32.		
	Rs.	a.	p.	Rs.	a.	p.
(1) Amount recovered from the contractor for the right of removing blood at the Bandra Slaughter Houses	6,236	0	0	6,236	0	0
(2) License fees for stalls and shops in Municipal and Private Markets, outside shops, etc. ..	49,145	10	0	45,139	0	0
(3) Fees for verifying weights and measures	2,802	4	0	1,748	10	0
(4) Prices current	88	2	0	100	14	0
(5) Minor receipts	2,352	14	0	3,207	12	6
(6) Ground rents	5,334	3	2	4,996	7	0
(7) Chawl rents	4,662	14	4	4,623	6	0
(8) Rent from Peddar Market Chawl and other rents recovered from peons, halalkhores, etc. ..	940	12	0	1,261	0	0
(9) Cold Storage rents	32,911	2	0	31,834	6	6
(10) Fines from contractors	45	0	0	261	0	0
Total ..	1,04,518	13	6	99,408	8	0

16. The fines inflicted by the Presidency Magistrates for the infringement of the provisions of the Municipal Act and Bye-Laws pertaining to Market Department during the year under report amounted to Rs. 875-0-0 against Rs. 1,172-0-0 in the preceding year.

17. The staff for stamping weights and measures was maintained throughout the year.

18. The refrigerator plant at the Arthur Crawford Market worked satisfactorily. In all the four rooms packages were allowed to be stored on payment of daily fees which were recovered departmentally.

19. During the year the meat inspection was rigid and all meat which became spoiled and unwholesome in the markets was destroyed. The total quantity so destroyed in the markets amounted to 10,425 lbs.

20. I was on leave from 27th May 1932 to 9th December 1932 during which period Mr. D. S. Laud, Superintendent of Gardens, acted for me. My staff worked very satisfactorily.

21. In the following statement is shown the financial position of the Municipal markets for the year 1932-33 :—

STATEMENT III.

Name of Market.	Total Cost upto 31st March 1932.		Additions made during the year 1932-33.		Total Cost upto 31st March 1933.		Gross Receipts for 1932-33.		Expenditure for 1932-33.		Net Receipts for 1932-33.		Percentage on Cost.	Remarks.
	Rs.	s. p.	Rs.	s. p.	Rs.	s. p.	Rs.	s. p.	Rs.	s. p.	Rs.	s. p.		
Colaba	97,625	3 11		97,625	3 11	3,596	2 0	1,224	5 11	2,371	12 1	2.43	The percentage of net income on total cost of markets comes to 8.59.
Fort	41,332	8 8	41 12 0		41,374	4 8	16,340	10 0	5,203	12 2	11,136	13 10	26.93	
Arthur Crawford	17,49,437	7 10		17,49,437	7 10	2,93,068	2 1	1,08,343	8 5	1,84,724	9 8	10.58	
Erskine Road	5,92,248	10 10		5,92,248	10 10	98,397	6 10	29,022	9 0	69,374	13 10	11.71	
Bhuleshwar	2,94,217	0 11		2,94,217	0 11	19,739	1 5	5,682	6 1	14,058	11 4	4.78	
Peddar	57,802	4 2		57,802	4 2	6,626	2 11	2,559	1 11	4,067	1 0	7.04	
Pork	20,880	13 4		20,880	13 4	3,204	0 0	1,299	9 2	1,904	6 10	9.12	
DeLisle Road Sheep	25,000	0 0		25,000	0 0	8,322	13 4	2,208	7 4	6,114	6 0	24.46	
Ferguson Road	25,415	10 5	57 11 0		25,473	5 5	22,648	12 0	6,445	10 5	16,203	1 7	63.61	
Purbhadevi Road	23,819	7 3		23,819	7 3	12,508	5 0	4,334	7 3	8,173	13 9	34.32	
Elphinstone Road	31,644	10 0	104 8 0		31,649	2 0	15,362	5 0	5,309	6 1	10,052	12 11	31.76	
Kamatipura	55,498	7 9		55,498	7 9	7,431	6 4	3,098	1 1	4,333	5 3	7.81	
Masjid Bunder	17,346	3 5		17,346	3 5	1,894	12 0	2,387	1 0	—492	5 0	2.84 loss	
Chawpaty	4,66,178	9 8		4,66,178	9 8	4,304	4 0	2,286	8 11	2,017	11 1	4.3	
Dadar	1,33,743	6 8	795 0 1		1,34,543	6 9	16,343	8 0	5,242	2 6	11,101	5 6	8.25	
Chandanwady	3,89,020	14 0		3,89,020	14 0	863	7 0	435	9 10	427	13 2	.11	
Total	40,21,116	6 10	998 15 1		40,22,115	5 11	5,80,651	1 11	1,85,082	13 1	3,45,568	4 10		

I have the honour to be,

Sir,

Your most obedient servant,

C. M. FLANDERS, V.S.,

CAPTAIN, R. A. V. C. (Retired),

Superintendent of Markets and Slaughter Houses, etc.

APPENDIX "A."

Statement showing the number of animals slaughtered, or removed for private slaughter and the amount of slaughter fees levied thereon during 1932-33.

Description of Animals.	April 1932.	May 1932.	June 1932.	July 1932.	August 1932.	September 1932.	October 1932.	November 1932.	December 1932.	January 1933.	February 1933.	March 1933.	Total Number of Animals.	Total Amount of Slaughter Fees.
Buffaloes	784	671	800	841	838	766	750	765	701	674	597	647	8,834	Rs. 1,32,510 0 0
Buffaloes removed to Bombay..	1	..	1	15 0 0
Buffaloes for private slaughter in Bombay	2	2	20 0 0
Cows .. { Bombay	1,999	2,069	1,862	1,797	2,072	1,859	1,995	1,960	2,297	2,456	2,135	2,033	24,534	36,801 0 0
.. { Bandra	330	335	305	348	326	267	282	307	302	365	329	282	3,778	3,778 0 0
Bullocks	711	779	704	713	745	689	764	820	1,010	1,082	976	892	9,885	14,827 8 0
Sheep and goats for Bombay	57,743	53,374	52,249	58,273	56,300	58,231	58,279	56,575	62,905	65,441	56,342	64,877	7,00,589	1,31,360 7 0
Sheep and goats for Bandra	2,105	2,362	2,314	2,525	2,488	2,448	2,380	2,209	2,288	2,447	2,127	2,335	28,028	3,503 8 0
Pigs at Arthur Road Slaughter House	76	74	70	68	60	69	72	80	119	102	95	110	995	995 0 0
Piglings at Arthur Road Slaughter House	1	2	..	2	15	13	6	11	60	7	25	17	159	39 12 0
Slaughtered piglings for private consumption in Bombay	3	4	1	9	6	6	5	5	15	20	4	1	79	59 4 0
Live horned cattle removed to Bombay	21	15	3	6	50	12	10	18	7	6	11	24	183	915 0 0
Live horned cattle for private slaughter in Bombay	4	1	1	3	..	4	1	..	6	..	20	60 0 0
Live sheep and goats removed to Bandra	983	663	718	1,301	660	738	981	943	890	842	670	797	10,186	5,093 0 0
Live sheep and goats removed to Bombay	1,543	86	47	78	90	95	85	127	70	145	191	85	2,642	1,981 8 0
Live sheep and goats removed for shipping	206	133	204	174	180	156	120	185	142	121	162	122	1,905	476 4 0
Live sheep and goats removed for private slaughter in Bombay	2	3	..	4	1	1	11	5 8 0
Live sheep and goats removed by DeLisle Road Sheep Market Fadkarees	1,890	905	1,268	2,294	522	932	1,908	1,318	1,166	836	865	1,596	15,500	11,625 0 0
Live sheep and goats slaughtered in the chamber of DeLisle Road Sheep Market	76	73	165	283	124	111	177	130	127	123	71	133	1,593	199 2 0
Total ..	68,477	61,546	60,711	68,715	64,478	66,399	67,814	65,457	72,100	74,667	64,608	73,952	8,08,924	3,44,264 13 0

233

C. M. FLANDERS, V. S.,
CAPTAIN, R. A. V. C. (Retired),
Superintendent of Markets and Slaughter Houses, etc.

No. EH/23/B of 1933-1934.

BOMBAY, 20th July 1933.

FROM

THE DEAN,

KING EDWARD VII MEMORIAL HOSPITAL

AND SETH G. S. MEDICAL COLLEGE, BOMBAY.

To

THE MUNICIPAL COMMISSIONER

FOR THE CITY OF BOMBAY.

Subject: *Administration Report for the year 1932-33.*

SIR,

I have the honour to forward the Administration Report of the K. E. M. Hospital and the Seth G. S. Medical College for the year 1932-33.

2. The report is divided under the following heads :—

(1) Advisory Medical Board and Staff	..	Paras.	3 to 5.
(2) The Hospital	6 to 37.
(3) The College	38 to 46.
(4) Special Inquiries and General	47 to 49.
(5) Appendices	1 to 14.

Advisory Medical Board.

3. During the year 1932, the Advisory Medical Board held 13 meetings. There were 3 meetings of its Committees and one General meeting of the Honorary and Professorial staff.

The Dean.

4. Dr. Jivraj N. Mehta, M.D. (Lond.), M.R.C.P. (Lond.), has been on leave since 2nd March 1932 and Dr. V. R. Khanolkar, B.Sc., M.D. (Lond.), Professor of Pathology and Bacteriology, has been acting as Dean in his place in addition to his own duties. The duties of Dr. Mehta as Honorary Physician at the Hospital are being carried on by Dr. S. G. Vengsarkar, M.D. (Bom.), Assistant Hon. Physician, in addition to his own duties.

5. Dr. R. P. Koppikar, M.S. (Bom.), Professor of Anatomy, and Dr. A. S. Paranjpe, D.T.M., M.D. (Hiedelberg), Professor of Pharmacology, were granted 6 months and 1 day's leave from the 7th October 1932 to 7th April 1933 and during the period of their absence on leave G. M. Kurulkar, Esq., M.B.B.S. and C. C. Merchant, Esq., M.B.B.S., were appointed Acting Professor of Anatomy and Associate Professor of Pharmacology respectively.

The Hospital.

6. The hospital worked throughout the year in excess of its full complement of 354 beds, although a constant check was exercised on the admissions to the hospital. The 354 beds were distributed as under :—

Department.	Male.	Female.	Children.	Total.
Medical	83	31	10	124
Surgical	83	31	14	128
Gynæcological	35	35
Ophthalmic	16	16	32
Aural	6	2	2	10
Skin and Venereal	6	2	8
Casualty	6	3	9
Isolation	6	2	8
	206	122	26	354

Equipment and works.

7. A Deep X-Ray Therapy Apparatus "Stabilivolt" was purchased from Messrs. Siemens (India) Limited out of the donation of Rs. 25,000 made by the Wadia Charities. The equipment has been recently installed and incorporates all the most up-to-date features in this type of apparatus. It generates a continuous constant voltage and is operated by a remote electric control. Every precaution is taken in the design and the installation to protect the patients and the operator from electric shocks and radiations of X-Rays except at the very small field of treatment.

8. Due to financial stringency caused by the acute trade depression prevailing in the City, costly additions to the existing equipment and structural alterations rendered necessary by the increase of work at the institutions had to be put off for better times. The need for such additions is, however, being badly felt so far as the following are concerned :—

(a) VENEREAL WARDS—

It is now over 2 years that the venereal wards are ready for the admission of patients, but as no funds could be provided for the necessary equipment and staff, they have not so far been opened for the reception of patients. It is hoped that the Hospital Maintenance Fund Committee would be in a position to lend assistance for the opening of these wards, which have been constructed at a cost of nearly Rs. 40,000 and patients with extensive lesions have to be refused admission to the general wards of the hospital owing to the danger of the spread of infection to others.

(b) RADIUM—

During the year under report, 410 patients were reported to be suffering from Cancer. Judging from the published reports of radium treatment elsewhere it is possible to believe that most, if not all, of these cases could have been relieved from the ravages of a malignant disease, if Radium could have been administered to them in adequate amounts at a proper time. As there was no radium available in this Hospital, arrangements were made to obtain admission for a very small number of acute cases to Mission Hospital, Miraj, and Radium Institute, Patna. The inconvenience of a long journey in the case of the latter institution and the long

waiting period before admission could be obtained at both the places, make the use of Radium in Cancer cases in Bombay very difficult and of doubtful utility. It is hoped that patients suffering from the effects of this most distressing condition would not be allowed to perish without a hope of relief by the philanthropic public of this great city.

(c) EXTENSION OF THE HOSPITAL OFFICE.—

The need for the extension of the Hospital Office is being acutely felt. It is now contemplated to provide more accommodation for the office by making a suitable adjustment of the college and hospital offices after the completion of the Clinical Museum which is at present under construction.

(d) CONSTRUCTION OF A TONSIL WARD.—

672 persons were operated upon for the removal of tonsils during the year and the Ear, Nose and Throat section of the out-patient department continues to remain overcrowded on most of the days of the week. The need for a separate Tonsil ward in the space adjoining the Aural department persists as before and the out-patients and their relatives could not be saved from the affliction of watching their children getting over the effects of anæsthesia and operation after the removal of tonsils and adenoids.

(e) EXTENSION OF THE ELECTRO-CARDIOGRAPH DEPARTMENT.—

This is necessary as the existing accommodation is inadequate for its requirements.

9. The congestion of patients and vehicles every morning in a small space in front of the out-patient department entails a risk of injury to the patients and their relatives. An extra entrance gate was therefore constructed to relieve this congestion; but could not be opened, as the road in front of the gate is not wide enough for a proper direction of the vehicular traffic. It is hoped that the necessary land for the widening of the road will be acquired early, so that the traffic could be better regulated.

Number of patients treated during the year 1932 and total expenditure incurred during 1932-33.

10. The statistical tables attached to this report record in detail the number, attendance etc. in all the departments of the hospital and the number and nature of operations performed during the period under report. The following abridged summary shows the work carried out during the year 1932, as compared with that in the preceding year:—

Particulars.	Figures for the year 1932.	Figures for the year 1931.
(a) In-patients—		
1. Scheduled strength of beds	354	354
2. Daily average number of in-patients	360.2	372.8
3. Total number of in-patients treated	10,515	10,540
4. Average number of days each patient was resident	12.7	12.9
(b) Out-patients—		
1. Total number of new out-patients	64,073	68,515
2. Total number of out-patient attendance	1,88,395	2,00,879
3. Number of casualty patients included in number 1 above	9,848	11,226
(c) Operations—		
1. Total number of operations on in-patients	3,974	3,614
2. Total number of operations on out-patients	3,073	3,506

11. Among the patients treated in the hospital during the year 1932, the following cases may be mentioned as of special interest:—

1. Roadside cases brought by the Police	60
2. Tetanus	226
3. Motor accidents	329
4. Burns	187

12. Of the total number of 10,515 patients under treatment in the hospital during the period under report, 3,606 were cured, 4,282 were discharged as relieved, 1,374 either absconded or left the Hospital against medical advice and 918 died leaving a balance of 335 patients in the hospital at the end of the year. Out of the 918 deaths including one still born child, 304 died within the first 24 hours of admission, 186 after 24 hours and within 3 days and the remaining 428 after 3 days of their admission into the Hospital.

13. Excluding the amount spent out of the Loan Funds, the total expenditure incurred on the maintenance of the hospital during the year 1932-33, including the liabilities outstanding at the end of the year approximately amounts to Rs. 5,27,418. This expenditure includes the cost of the maintenance and treatment of in-patients, the cost of the out-patient department, of the Resident Medical, Nursing and Menial staff as well as that of the Administration and of the maintenance and repairs of buildings. The cost per in-patient per day comes to Rs. 3-4-5 and that for each out-patient to Re. 0-8-1 per out-door attendance *i.e.* Re. 0-2-8 per medicine day, including the cost of drugs, surgical dressings, skiagrams, establishment charges etc. The cost of diets including that of extras and stimulants works out at Re. 0-7-11 per in-patient per day. The average cost to the institution for every in-patient admitted works out to Rs. 41-7-4, while that for every new out-patient admission works out at Re. 1-8-2 in all.

14. The following table illustrates the relative cost of in-patients and out-patients per patient per day during the years 1932-33 and 1931-32 respectively :—

Particulars.	1932-33.		1931-32.	
	Rs.	a. p.	Rs.	a. p.
(a) Average cost per in-patient per day	3	4 5	3	1 4
(b) Average cost of diet per in-patient per day	0	7 11	0	8 4
(c) Average cost per in-patient admission	41	7 4	38	5 1
(d) Average cost per out-patient attendance	0	8 3	0	7 9
(e) Average cost per out-patient admission	1	8 2	1	6 9

15. The details of the cost per in-patient per day for the years 1932-33 and 1931-32 respectively will be seen from the following table :—

Year.	Diets.	Drugs, Dressings and Instruments.	Stores and Linen.	Heating and Lighting.	Miscellaneous including water charges.	Establishment.	Repairs to buildings and engineering.	Total.
	Rs. a. p.	Rs. a. p.	Rs. a. p.	Rs. a. p.	Rs. a. p.	Rs. a. p.	Rs. a. p.	Rs. a. p.
1932-33	0 7 11	0 6 8	0 3 2	0 3 2	0 3 8	1 8 9	0 3 1	3 4 5
1931-32	0 8 4	0 5 3	0 3 0	0 3 0	0 1 9	1 10 5	0 2 3	3 1 4

16. The following table gives the average cost for every new out-patient admission completely treated during the year under report in comparison with that for the previous year :—

Year.	Diets.	Drugs, Dressings and Instruments.	Stores and Linen.	Heating and Lighting.	Miscellaneous including water charges.	Establishment.	Repairs to buildings and engineering.	Total.
	Rs. a. p.	Rs. a. p.	Rs. a. p.	Rs. a. p.	Rs. a. p.	Rs. a. p.	Rs. a. p.	Rs. a. p.
1932-33	0 7 11	0 6 8	0 3 2	0 3 2	0 3 8	1 8 9	0 3 1	3 4 5
1931-32	0 8 4	0 5 3	0 3 0	0 3 0	0 1 9	1 10 5	0 2 3	3 1 4

17. The small increase in average cost of an in-patient and out-patient for the year 1931-32 and 1932-33 is due to the fall in the number of patients caused by the communal riots in the City from May to July 1932.

18. The demand made by the public on the hospital accommodation continues to persist. In spite of the two slack months last year owing to the communal riots, on an average 6 more patients per day had to be accommodated in the hospital in excess of the scheduled number of 354. The demand for hospital accommodation is keeping well ahead of the increase of nearly a 1,000 hospital beds in the city, during the last eight years and it would appear that the city population is gradually becoming hospital conscious. This raises important considerations about the future policy in regard to the provision of hospital accommodation. And it would appear that the time has now arrived to take a stock of the existing hospital accommodation before launching upon any plan of increasing it in order that the actual needs of the people might be met with the maximum of efficiency and the minimum of expense. There are at present in Bombay City 4,166 hospital beds, including those in public and private hospitals. Their distribution is as follows :—

	Beds available per 10,000 population.			
	Europe.		U. S. A.	Bombay.
	England and Wales.	Germany.	(Minimum requirements as suggested by Mr. Lewinski-Corwin.)	
General Hospital	53.4	56.9	39	20.9
Institutions for Infectious Diseases.	5.7	5.5	6.3
Maternity Institutions	8.3

19. The figures for the U. S. A. and England in the above table relate to the whole country and not the cities only, which would undoubtedly be higher. Even then it is seen that the number of available beds in Bombay City is far below the number considered adequate to meet the needs of most of the advanced European and American countries. This disproportion becomes all the more glaring when it is realised that the poverty of our people makes them much more liable to disease than in most cities abroad. In an industrial city like Bombay the provision of adequate hospital accommodation is a matter of considerable economic importance. A great deal of the efficiency of the work-people engaged in industry depends on the soundness of their health on which in turn depends the prosperity of industries and the progress of the country. The question of proper hospital accommodation therefore is not only a matter of great civic importance but a matter of almost nation-wide concern.

20. In view of this paucity of hospital beds in the city, it is further important that the available beds should be used to the best possible extent and that the hospital accommodation in well equipped modern hospitals should not be wasted on chronic wasting maladies or in keeping the patients in costly hospital beds during the convalescent period which does not need so much expert attendance. It will be noticed from the above table that there is no arrangement for the accommodation of convalescent or chronic cases. This necessitates an unduly long stay of certain types of cases in hospitals resulting in a much smaller turnover and the withholding of medical aid to many acute cases who could otherwise be saved from the mutilating effects of serious diseases by a timely treatment.

21. These considerations may be made clearer by some relevant data. Owing to the continued congestion of patients at this hospital, as an experimental measure, a time limit of one month was laid down as the maximum period for which a patient could ordinarily be allowed to stay in the hospital. It was however found necessary to keep 547 patients much in excess of this period and one patient had actually to be kept for as long as 273 days. Further it will be seen that as the average period of stay per patient in the hospital is 12.7 days and the average attendance at the out-patient department was 576 cases exclusive of the 27 casualty cases, only 33 or 4.5 per cent. of the persons who sought relief at the out-patient department could be admitted for careful investigation or indoor treatment at the hospital. The existence of a convalescent home would greatly relieve this state of affairs. The absence of such an institution results in the withholding of expert medical attendance from those who need it and keeping in the hospital those who do not need it to the same extent. Apart from this the financial aspect

of the question is of no less importance. Each bed in the hospital has cost the Municipality Rs. 14,000 on an average for construction and the cost per in-patient per day works out at Rs. 3-4-5 while it has been estimated that a completely endowed 20 bed units for convalescent patients could be built and maintained at an average cost of Rs. 4,75,000 including a building cost of only Rs. 2,000 per bed. It is therefore obvious that the existence of a convalescent home will greatly relieve the congestion in the hospital by shortening the stay of patients and make it possible to administer medical relief where it is most needed. It would therefore appear that a scheme for a convalescent home is well worth the consideration of charitably minded citizens and trustees of charitable funds.

22. As stated in the last year's report, the arrangement of admitting unclaimed patients from the hospital made with the Committee of Helpless Beggars' Camp has been continued on payment of a contribution of Rs. 10,000 per year by the Municipal Corporation. This has served as an effective check on the relatives of patients who evade removal of the discharged patients and has thus been a real help in the discharge of otherwise unclaimed patients from the wards and to that extent the arrangement has been of assistance in relieving congestion in the hospital. The number of patients transferred to the Helpless Beggars' Camp during the period under report was 72.

23. Arrangements made with the Maratha Hospital and the Turner Sanatorium for the transfer of patients suffering from Pulmonary Tuberculosis were continued during the period under report. As many as 260 patients suffering from advanced phthisis were transferred to the Maratha Hospital. Arrangements arrived at to transfer acute cases of dysentery to the Arthur Road Hospital still continue and 105 cases were thus transferred.

24. It may be mentioned that the highest number of out-patients' attendance on any particular day during the year 1932 was 890, the highest number of new admissions in the out-door department on a single day being 323 and the highest number of old cases treated on a single day being 582 and the highest number of in-patients under treatment on any particular day was 427.

Nursing Staff.

25. The Matron, Mrs. Marion McCarthy, has been granted 6 months' and eleven days' leave from the 15th February 1933 to 25th August 1933 and Miss Kathleen E. Burrows has been acting as Matron in her place.

26. The system of circle duties for nurses introduced during the previous year has been continued and has been extended to make it applicable to the staff nurses and later to the Sisters in charge of wards. The system has been found on trial to have certain very promising features, leading to a more even distribution of work amongst the different members of the Nursing Staff.

27. The arrangement of sending three nurses from this hospital to the Arthur Road Hospital every three months was continued during the year under report.

28. A statement showing the hours of duty per week by the different grades of nurses as compared with those obtaining formerly and at a recognised London Hospital is given below :—

Particulars.	St. Bartholomew's Hospital.	K. E. M. Hospital after Introduction of Circle Duties.	K. E. M. Hospital before the Introduction of Circle Duties.
Sisters	58½	47	41
Staff Nurses	62½	48	50
Probationer Nurses	56	53	56
			1 week of night duty of 84 hours twice a month.

29. The new system allows a better regulation of hours of duty and of rest for the nurses, making it possible for them to make arrangements for the off duty hours and thus removing one of the main grievances of nurses in most of the hospitals, namely, the uncertainty of the time of coming off duty and the inability to plan visits to their relatives or friends. The hours of duty and of rest for the whole nursing staff conform to a definite plan with a view to concentrate as large a number as possible to remain on duty during the busy hours of hospital work and to afford ample time for rest or recreation during the slack hours of the day. It is believed that a co-ordination of this system with an improved supervision of teaching of nurses in the wards and in lecture-rooms and the Nurses' Home has been responsible for lower rate of sickness and a better result at the examinations of the Bombay Presidency Nursing Council. The duties of the different grades of nurses according to this system will be seen from the following table :—

Sisters' duty	7-30 to 4-30 (1 hour for lunch) 1 half a day a week, 2 days off a month (every 2nd Sunday).
Staff Nurses (D Nurses)	8 hours duty (7 to 12—4 to 8). One hour for lunch, one half day a week, 1 night duty (Friday), 30 hours off duty after night.
Nurses (Circle A, B, C.)	8 hours duty. Three senior probationers do the night duty, i.e., 6 to 2—2 to 10—10 to 6 a.m. When the night duty is finished they get 30 hours off duty and it means work on 2 nights every week.
Junior Probationers (E Nurses)	8 hours duty (7 to 10—1 to 4—8 to 10 p.m.). No night duty and they get a pass from 10 a.m. once a week.
Night Superintendent	Six weeks each sister doing a turn (10 p.m. to 7 a.m.). 1 night off a week.
Emergency Staff Nurse (Night)	8 p.m. to 6 a.m. One week every four months. 1 night off a week (Sunday).

30. The following are the results of the probationer nurses in this hospital who appeared for the Nursing Examinations held by the Bombay Presidency Nursing Council, during the period under report :—

Examination.	September 1932.		March 1933.	
	Appeared.	Passed.	Appeared.	Passed.
1st Examination ..	4	2	11	10
Final Examination ..	10	7	13	12

31. The following nurses have been awarded the prizes as shown below in terms specified for each : —

Names.	Amount.	Name of the Prize.
Miss Lilly Mascarenhas	Rs. a. p. 17 8 0	Mrs. Abigail Elijah Moses Prize.
Miss Christina Rozario	12 0 0	Mrs. Savitribai Purandare Prize.
Mrs. Sitabai R. Madiman	20 0 0	Mrs. Dhangowri Rangildas Desai Prize.
Miss Motibai Conthum	20 0 0	Mrs. Dhangowri Rangildas Desai Prize.

Nurses' Welfare Fund.

32. The Nurses' Welfare Fund inaugurated for the promotion of the welfare of the nursing staff of the hospital has proved beneficial to the nursing staff, inasmuch as it has been rendering monetary and other help in deserving cases. Under the auspices of this Nurses' Welfare Fund about 10 socials were held. The thanks of the nursing staff are due to Mrs. Kirpalani, Mrs. Gilder and Mrs. Erulkar for their keen interest in the social welfare of the nurses.

33. Thanks are due to the Proprietors of the *Nawa-kal* and *Kaisari-i-Hind* for the supply free of charge of one copy each of these Journals to the Nurses' Club. Thanks are also due to the Manager of the "Rialto Cinema" for issuing complimentary passes which enabled some of the nurses to avail themselves of a popular recreation after the strenuous duties at the hospital. This concession has been much appreciated by the nursing staff.

School Clinics.

34. The treatment of school children attending the Municipal primary schools was continued during the year under report and 1,705 children were treated in the different departments of the hospital as under :—

Medical and Surgical	396
Aural	545
Ophthalmic	362
Dental	232
Skin	170
								1,705

78 children were admitted to the surgical wards of the hospital for operative treatment. Pathological and X-Ray examinations were carried out in a certain number of selected cases. The work was carried out on very economical lines and the cost amounted to Rs. 7,698-7-0. There is ample evidence to believe that these clinics are appreciated by the parents and guardians of school children.

The Poor Box Charity Fund.

35. The Poor Box Charity Fund from which relief is rendered to poor patients by providing them with spectacles, crutches, trusses, artificial limbs, travelling expenses, etc., has received steady support from the public and from the patients who have been benefitted by their attendance at the hospital as can be seen from the statement of accounts published in Appendix 14.

36. The Lightfoot Refrigeration Company, Limited, continued the free supply of Oxygen to the hospital during the period under report. This continued generous help is much appreciated.

37. The following donations, gifts, etc., were acknowledged with thanks, during the period under report :—

	Rs.	a.	p.
1. The Burmah-Shell Oil Storage and Distributing Co. of India	800	0	0
2. The Agents, Peninsular and Oriental Steam Navigation Co.	350	0	0
3. The Secretary, Bombay Electric Supply and Tramways Co., Ltd.	300	0	0
4. Mr. Meghji Mathradas	151	0	0
5. Dr. C. J. Ghia	101	0	0
6. The Agents, Swan Mills, Ltd.	100	0	0
7. The Agents, Gold Mohur Mills, Ltd.	100	0	0
8. The Agents, Finlay Mills, Ltd.	100	0	0
9. The Andhra Valley Power Supply Co., Ltd.	100	0	0
10. The Tata Hydro-Electric Power Supply Co., Ltd.	100	0	0
11. Messrs Katrak, Ltd.	100	0	0
12. Mrs. E. Oliveira	100	0	0
13. Dr. J. V. Vora	100	0	0
14. Mr. Haridas J. Joshi	100	0	0
15. Dr. M. D. D. Gilder			One Gramophone.
16. Mr. Nagardas H. Shah			One wooden cupboard.
17. Mr. C. V. Vijayaraghavachariar			26 stools, wooden.

The College.

38. During the year under report, 70 fresh admissions were made in June 1932. The number of regular students on the College rolls of whom 24 were lady-students at the close of the year was as shown below :—

I. M.B.B.S. First Year	69
I. „ Second „	54
II. „ Third „	60
III. „ Fourth „	52
III. „ Fifth „	88
B.Sc.	3
	—
	326
Post-graduate Students	16
	—
Total ..	342
	—

Examinations.

39. Students were sent up for different examinations of the University of Bombay ; their results are tabulated below :—

Examinations.	Candidates Sent Up.	Passed the Whole Examination.	Passed Part of the Examination.
I. M.B.B.S. (April 1932)	41	25	..
I. „ (December 1932)	81	37	..
II. „ (April 1932)	34	18	..
II. „ (January 1933).. ..	47	26	..
III. „ (April 1932)	42	13	8
III. „ (December 1932)	56	19	8
B.Sc. Physiology—Principal	2	1	..
M.D.	7	1	..
M.S.	5	3	..
D.O.	4	1	..

Annual Cost and Revenue.

40. The total expenditure of the college and hostel excluding the amount spent out of Loan Funds comes to Rs. 2,21,021. The revenue of the college in the form of tuition fees, hostel rent and miscellaneous receipts amounted to Rs. 85,953, the corresponding figures of expenditure and income for the previous year being Rs. 2,28,848 and Rs. 79,497 respectively. The amount of fees received from the post-graduate students amounted to Rs. 1,470.

41. The gross cost per student per year comes to Rs. 678 ; while the net cost works out at Rs. 414 per student per year.

Museum.

42. The construction of a separate Museum building referred to in the last year's report out of a donation of Rs. 1,10,000 in Government Promissory Notes given by the Trustees of the Seth Jamnadas Lallubhai Charities is in progress , and the Museum building will soon be available for use

Library.

43. During the year under report, 147 new books were purchased and 53 volumes were added to the Library in the form of bound volumes of periodicals, etc., as against 92 books and 62 volumes in the previous year. Six medical books were presented to the Library during the period under report. The college Library is gradually becoming popular with the students of the college who make frequent use of the books. During the year under report, 4,773 books were issued to the students as against 4,566 in preceding year.

Students' Hostel.

44. During the year under report, the number of students resident in the students' Hostel was 132. The total recurring expenditure on the Hostel was Rs. 9,392. The existing accommodation in the Hostel has been found much shorter than the demand, although the private arrangements for housing the students reported in the previous years' report still continue.

Hostel for Lady-Students.

45. The question of providing residential accommodation to women-students of this college engaged the attention of the authorities during the year under review and efforts were made to have a special building constructed for a hostel in the close proximity of the hospital compound through a private agency ; but the proposal had to be postponed due to financial stringency.

Gymkhana.

46. The College Gymkhana took part in all Inter-collegiate tournaments and succeeded in winning the Football Shield.

Research.

47. The different departments of the college and hospital, after having organized the routine work of their departments, have now directed their attention to the research in their special subjects and the following publications have appeared in the different medical journals :—

Serial No.	Name of Article.	Contributed by.	Name of Journal.
1	Inguinal Hernia—A new and simple method of Operation with New Observations on Anatomy and Aetiology.	Dr. G. V. Deshmukh, M.D. (Lond.), F.R.C.S. (Eng.), Hon. Surgeon.	The Bombay Medical Journal. (January 1932).
2	Description of three operations of complete Laryngectomy for Carcinoma Larynx.	Dr. V. M. Kaikini, B.A., F.R.C.S. (Edin.), Hon. Surgeon.	The Bombay Medical Journal.
3	Partial removal of trigone of bladder and transplantation of urethra for epithelioma of trigone by LaRoque's method.	Do.	Do.
4	Subphrenic abscess	Do.	Antiseptic, Madras.
5	Anorectal fistula	Do.	National Medical College Magazine, Bombay.
6	The Gall Bladder and its disease ..	Dr. V. M. Kaikini, B.A., F.R.C.S. (Edin.), Hon. Surgeon.	Antiseptic, Madras.
7	How to avoid Maternal and Fœtal dangers.	Dr. N. A. Purandare, M.D., F.C.P.S. (Bom.), Honorary Gynæcologist.	The Journal of the Indian Medical Association. (April 1933.)
8	Yet uncertainty about the treatment of Placenta Prævia.	Do.	The Antiseptic, Madras, Vol. 29. (July 1932.)
9	Differences in location of different parts of the Fœtus as noticed during the latter part of pregnancy and in labour.	Do.	Do.
10	Culture de L'Entamoeba Dysentriæ sur milieu a L'Intestin du chat.	Dr. R. G. Dhayagude, M.D. (Bom.), Associate Professor of Pathology and Bacteriology.	Annales de Parasitologie.
11	Endometrioma	Do.	Bombay Medical Journal.
12	Hyperinsulinism	Do.	Do.
13	Pituitary Basophilia	Do.	Do.
14	Ovarian Pregnancy	Drs. N. A. Purandare, M.D. (Bom.), and R. G. Dhayagude, M.D. (Bom.).	Do.
15	Placental Neoplasm	Do.	Do.
16	Observations on Ankylostomiasis in Bombay.	Drs. R. G. Dhayagude, M.D. (Bom.), and C. B. Dhurandhar, M.B.B.S., D.O. (Bom.)	Do.
17	Studies in the Nutritive value of Indian Vegetable foodstuffs (Part IV)	Dr. S. P. Niyogi, M.B., M.Sc. (Cal.), Professor of Physiology.	The Indian Journal of Medical Research.
18	Anthropometric measurements in Bombay (Part 1).	Dr. G. M. Kurulkar, M.B.B.S., Associate Professor of Anatomy.	Do.
19	A case of Pellagra	Dr. B. H. Rajadhyaksha, M.B.B.S., Medical Registrar.	Bombay Medical Journal.
20	Recovery of a case of Pneumococcal Septicæmia by Specific Serum.	Dr. R. Banerji, M.B. (Cal.), M.R.C.P. (Lond.), Medical Tutor.	Do.
21	The development of the conception of disease.	Dr. Abdul Hamid, M.D. (Bom.).	Do.

48. Investigations were undertaken or continued under the auspices of various outside agencies as under :—

Serial No.	Name of Enquiry	Conducted by	Name of the Institution.
1	Artificial Pneumothorax and its limitations as a therapeutic measure.	Dr. R. Banerji, M.B. (Cal.), M.R.C.P. (Lond.), Medical Tutor.	Under the auspices of the Ratanji Ranchhodji Desai Fellowship.
2	The Rabbit Ovulation test	Dr. S. B. Anklesaria, M.B.B.S.	Under the auspices of the Dr. Mangaldas V. Mehta Research Scholarship.
3	Determination of Hæmoglobin in Health and in Anæmias in Bombay.	Under the direction of Dr. V. R. Khanolkar, B.Sc., M.D.(Lon.), Professor of Pathology and Bacteriology.	Under the auspices of the Indian Research Fund Association.
4	Anthropometric measurements in Bombay.	Under the direction of Dr. G. M. Kurulkar, M.B.B.S., Associate Prof. of Anatomy.	Under the auspices of the Indian Research Fund Association.

49. The question of conducting research on the "nutritive value of vegetable foodstuffs" has been at present under the consideration of the Department of Agriculture of the Government of Bombay and it is hoped that a definite decision will be taken during the year 1933-34 whether the research work should be undertaken at the College.

I have the honour to be,

Sir,

Your most obedient servant,

V. R. KHANOLKAR, B.Sc., M.D. (Lond.),
Acting Dean.

INDEX OF APPENDICES.

- | | |
|--------------|---|
| APPENDIX No. | 1. Summary of In-patients and their classification as per departments. |
| „ | 2. Summary of Out-patients and their classification as per departments. |
| „ | 3. Chart illustrating In and Out-patient admissions by months. |
| „ | 4. Summary of patients according to sex, age and caste, with a chart illustrating this summary. |
| „ | 5. Summary of patients according to the nature of diseases. |
| „ | 6. Classification of operations in the Surgical Department. |
| „ | 7. Classification of operations in the Gynæcological Department. |
| „ | 8. Classification of operations in the Ophthalmic Department. |
| „ | 9. Classification of operations in the Ear, Nose and Throat Department. |
| „ | 10. X-Ray and Electro-Therapy Report. |
| „ | 11. Skin and Venereal Department Report. |
| „ | 12. Clinical Laboratory Report. |
| „ | 13. Electro-Cardiograph Department Report. |
| „ | 14. Poor Box Charity Fund—Statement of Accounts. |

APPENDIX NO. I.

Summary of in-patients classified as per department for the year 1932.

During the period under review 10,184 patients were admitted into this hospital of whom 6,437 were men, 2,605 were women and 1,142 were children (677 male and 465 female). The distribution of in-patients in the various departments is summarised as under:—

Name of department.	Men.	Women.	Children.		Total.
			Male.	Female.	
Medical	2,876	913	197	133	4,119
Surgical	2,540	573	179	99	3,391
Ophthalmic	334	227	29	17	607
Gynæcology	506	4	9	519
Dental	3	1	4
Skin and Venereal	214	61	3	8	286
Aural	470	324	265	199	1,258
	6,437	2,605	677	465	10,184

APPENDIX NO. 2.

Summary of out-patients classified as per department for the year 1932.

There were 64,073 new admissions, and the total attendance in the out-patients and casualty department was 1,88,395 as tabulated below. It may be mentioned that quite a large number of patients were referred for consultation and treatment from one department to another. Cases so referred or transferred are generally not shown as separate admissions. For the sake of comparison, it may also be mentioned that with a view to maintaining continuity of treatment the same out-door case paper is issued, wherever possible, to a patient even after a few months' absence or after his discharge as in-patient with the result that the subjoined table shows comparatively less work than what is actually carried out in each department.

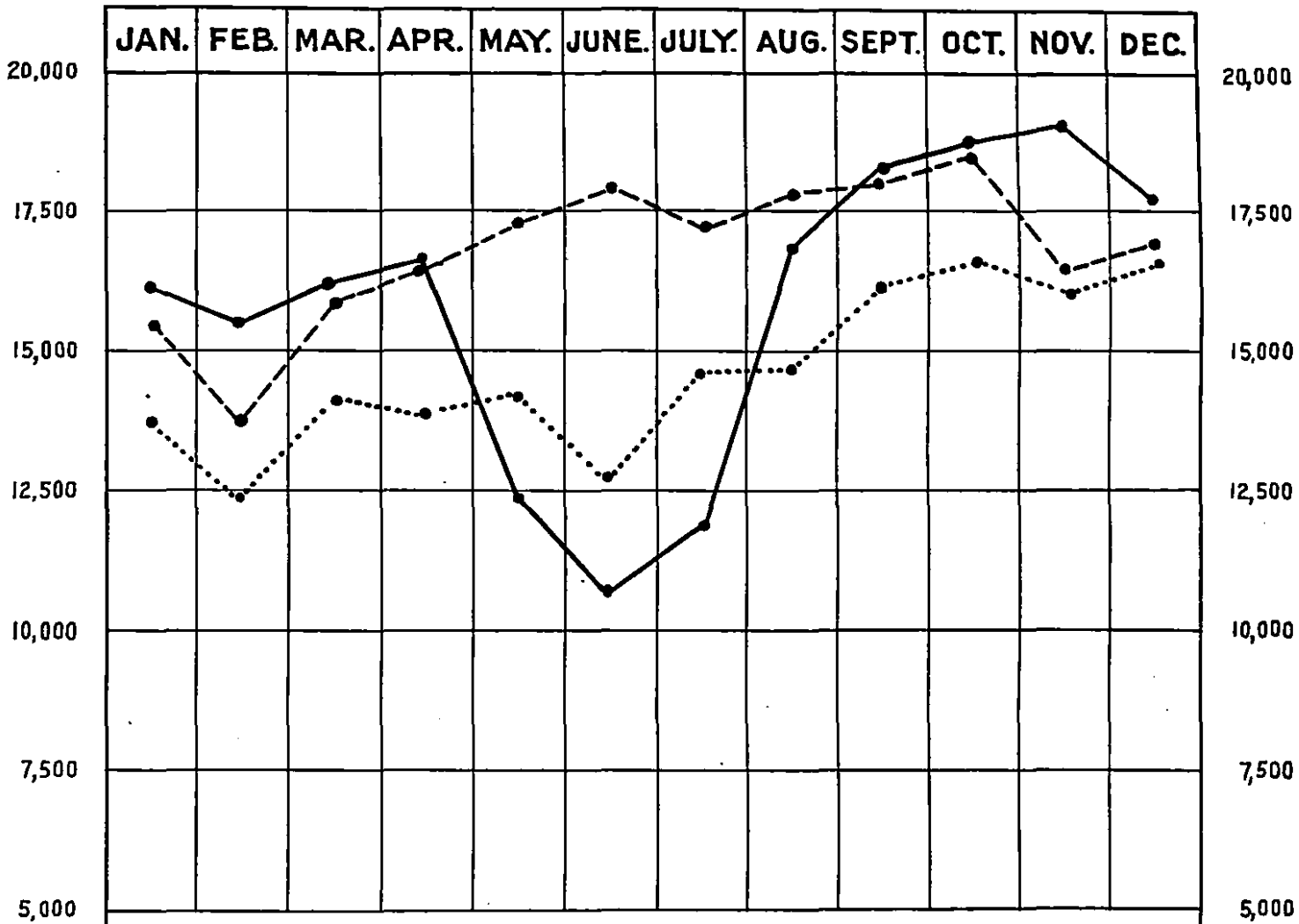
N. B.—Even though an out-patient may get three or four day's medicine at each attendance, his attendance has been counted as one attendance only, it being generally found that the medicine, etc., prescribed at each out-door attendance represent about 3 "Medicine days" on an average.

Name of department.	New admissions.	Old cases.	Total attendance.
Medical	22,692	33,424	56,116
Surgical	19,453	40,623	60,076
Ophthalmic	5,503	10,142	15,645
Gynæcological	2,077	5,750	7,827
Dental	3,371	2,303	5,674
Skin and Venereal	6,569	20,922	27,491
Aural	4,408	11,158	15,566
	64,073	1,24,322	1,88,395

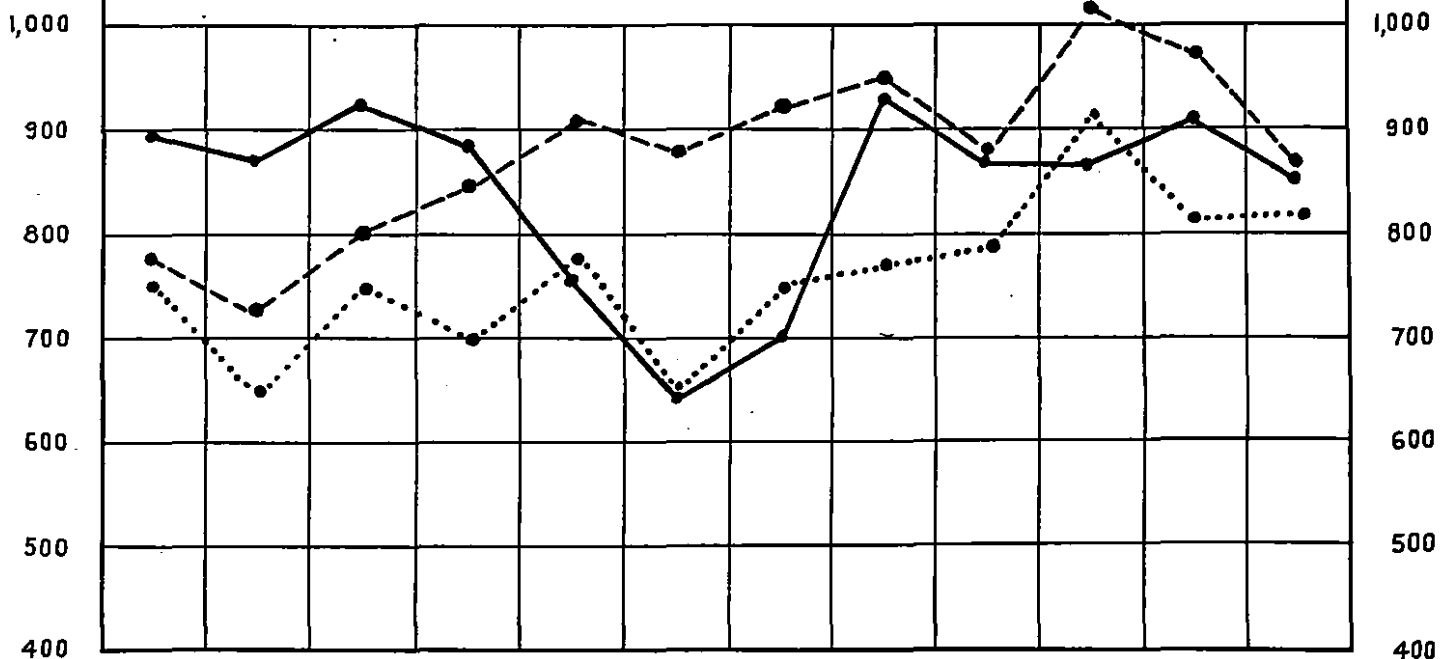
APPENDIX 3.

**CHART ILLUSTRATING OUT-PATIENT ATTENDANCE
AND IN-PATIENT ADMISSIONS BY MONTHS FOR THE YEARS
1930, 1931 & 1932.**

OUT-PATIENT ATTENDANCE.



IN-PATIENT ADMISSIONS.



1930
 1931 -----
 1932 _____

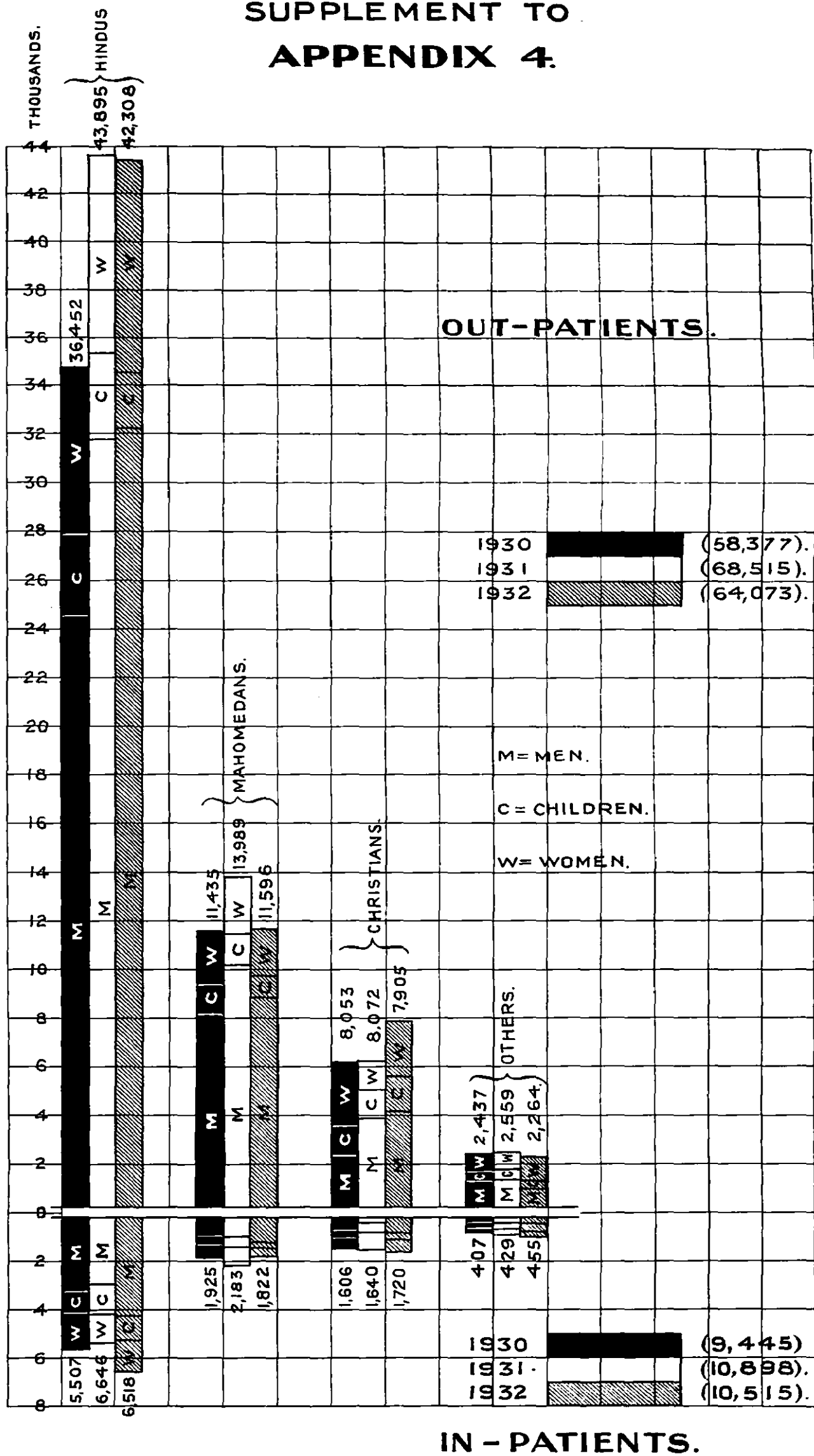
APPENDIX No. 4.

Summary of patients treated at the King Edward VII Memorial Hospital according to Sex, Age and Caste, for the year 1932.

	Hindus.				Musalmans.				Christians.				Others.				Total.				Total of patients.	
	Men.	Women.	Children.		Men.	Women.	Children.		Men.	Women.	Children.		Men.	Women.	Children.		Men.	Women.	Children.			
			Male.	Female.			Male.	Female.			Male.	Female.			Male.	Female.						
Remained .. In-patients ..	142	56	14	4	43	19	5	1	24	9	2	2	7	2	1	..	216	86	22	7	331	
Admitted ..	In-patients ..	4,213	1,424	416	249	1,226	370	77	81	775	661	141	106	223	150	43	29	6,437	2,005	677	405	10,184
	Out-patients ..	30,775	7,613	2,344	1,576	8,556	2,104	547	389	4,120	2,760	555	470	1,024	917	178	145	44,475	13,304	3,024	2,580	64,073
Total treated ..	In-patients ..	4,355	1,480	430	253	1,269	389	82	82	799	670	143	108	230	152	44	29	6,653	2,601	699	472	10,515
	Out-patients ..	30,775	7,613	2,344	1,576	8,556	2,104	547	389	4,120	2,760	555	470	1,024	917	178	145	44,475	13,304	3,024	2,580	64,073
Discharged cured. In-patients ..	1,376	503	179	134	339	117	40	23	272	282	89	62	75	64	34	17	2,062	906	342	236	3,608	
Relieved .. In-patients ..	1,839	576	118	66	593	172	23	29	355	274	36	25	108	55	5	8	2,895	1,077	183	127	4,282	
Discharged other- wise or abscon- ded. } In-patients ..	565	197	73	28	177	60	14	20	98	58	8	14	30	23	4	5	870	338	99	67	1,374	
	Died .. In-patients ..	435	144	51	21	117	28	5	6	54	35	6	3	9	4	615	211	62	30	918
Remaining .. In-patients ..	140	60	9	4	43	12	..	4	20	21	4	4	8	6	211	99	13	12	335	

*1 still-born child.

SUPPLEMENT TO APPENDIX 4.



APPENDIX No. 5.

Summary of patients treated according to nature of diseases for the year 1932.

Names of Diseases.	In-Patients.								Out-Patients Admitted.
	Re-mained.	Admitted.	Total.	Cured.	Re-lieved.	Other-wise.	Died.	Remain-ing.	
<i>Diseases Caused by Infection.</i>									
Dysentery	6	116	122	41	53	14	14	..	852
Enteric Fever	3	93	96	46	4	14	30	2	93
Gonococcal infection	1	57	58	6	38	5	1	8	807
Syphilis (Primary and Secondary).	7	116	123	31	71	11	6	4	1,349
Leprosy	1	1	1	117
Malaria	4	412	416	163	215	25	6	7	4,460
Plague	1	1	1	3
Influenza	1	77	78	51	17	9	..	1	298
Relapsing Fever	1
Pneumococcal infection of the lungs.	9	339	348	174	41	12	105	16	322
Pyrexia of uncertain origin	25	25	9	7	6	3	..	267
Rheumatic Fever	26	26	6	13	5	1	1	293
Small-pox	2	2	2	9
Tuberculosis of the lungs	17	425	442	42	153	186	46	15	1,397
Other tubercular diseases									
<i>Animal Parasites.</i>									
Ankylostoma	31	31	13	16	..	2	..	22
Round Worms	2	2	2	47
Other Worms	4	69	73	28	33	10	1	1	2,841
All other infective diseases	3	215	218	60	46	25	80	7	341
<i>Other General Diseases.</i>									
Anæmia	16	300	316	20	187	60	39	10	768
Diabetes	1	62	63	8	38	10	4	3	62
Scurvy	2	1	3	1	2	2
Rickets	31	31	2	21	6	..	2	90
Diseases of the ductless or endocrine glands.	..	17	17	8	3	3	1	2	31
<i>New Growth.</i>									
Non-Malignant	2	105	107	49	25	21	6	6	209
Malignant	9	157	166	31	43	46	33	13	244
All other General Diseases	2	69	71	26	22	19	1	3	219

APPENDIX No. 5—contd.

Summary of patients treated according to nature of diseases for the year 1932—contd.

Names of Diseases.	In-Patients.								Out-Patients Admitted
	Re- mained.	Admit- ted.	Total.	Cured.	Re- lieved.	Other- wise.	Died.	Remain- ing.	
SYSTEMATIC DISEASES..									
<i>Diseases of the Nervous System.</i>									
Diseases of the nerves, spinal cord, brain and meninges.	4	114	118	10	63	22	17	6	284
Diseases of which the pathological basis is not accurately known.	7	241	248	19	141	60	14	14	782
Mental Diseases	4	4	..	4	8
Diseases of the Eye	18	548	566	321	215	20	1	9	3,810
Diseases of the Ear	1	35	36	11	21	3	..	1	914
Diseases of the Nose	4	347	351	94	218	32	.. 2	5	757
Diseases of the Circulatory System.	22	333	355	17	169	56	.. 98	15	340
All diseases of the Respiratory System except Pneumonia and Tuberculosis of the Lungs.	14	450	464	127	207	40	.. 79	11	2,751
Diseases of the Stomach	106	106	20	62	18	.. 3	3	1,383
Diseases of the Intestines ..	27	614	641	290	220	76	.. 35	20	2,083
Abscess of the Liver	7	129	136	31	58	21	.. 20	6	206
All other Diseases of the Liver	30	30	10	6	2	.. 11	1	52
All other diseases of the Digestive System.	16	1,084	1,100	797	217	49	.. 20	17	4,747
Acute or suppurative inflammation of the Lymphatic Glands.	1	31	32	4	21	6	.. 1	..	341
Acute and Chronic Nephritis ..	5	67	62	4	35	8	.. 12	3	67
All other Diseases of the Urinary Organs.	5	213	218	58	93	54	.. 11	2	353
Other Diseases of the Generative System.	33	650	683	355	217	67	.. 15	29	2,134
Diseases of the Organs of Loco- motion.	7	183	190	38	109	26	.. 8	9	1,064
Diseases of the Areolar Tissue ..	5	520	525	167	291	36	.. 18	13	1,882
Inflammation, ulcerative ..	}	1	83	84	23	44	.. 9	5	1,255
Other Diseases of the Skin	3
All other local diseases	27	537	564	125	213	155	.. 36	35	13,518
<i>General and Local.</i>									
Injuries (General and Local) ..	38	987	1,025	204	561	114	.. 114	32	9,456
<i>Poisoning.</i>									
By Opium	1	20	21	10	7 4	..	18
By other means	1	112	113	53	38	7	.. 15	..	566
<i>Labour.</i>									
Pregnancy	7	7	1	4	2	158
TOTAL ..	331	10,184	10,515	3,606	4,282	1,374	918	335	64,073

APPENDIX No. 6.

Classification of Operations performed in the Surgical Department during the year 1932.

Nature of Operation.	IN-PATIENTS.										Out-patients operated on.	
	Remained as per last report.	OPERATIONS.			No. of patients operated on.	RESULTS.				Remains under treatment.		
		Principal.	Secondary.	Total.		Cured.	Relieved.	Discharged otherwise.	Died.			
TUMOURS—												
<i>Excision of—</i>												
Lipoma	1	2	..	2	2	3	17
Fibroma	11
Chondroma	1
Angioma	4	..	4	4	4
Odintoma	1
Papilloma	2
Adenoma	2	..	2	2	12	1	1
Myeloid Sarcoma	2	..	2	2	1	..	1
Sarcoma	1	..	1	1	..	1	1
Carcinoma	8	1	9	8	5	1	..	1	1
Rodent Ulcer	1	..	1	1	1
Teratoma	1	..	1	1	..	1	1
Granuloma	1	..	1	1	1
Epithelioma	1
Fibro Lipoma	1	..	1	1	..	1	1
Neuro Fibroma	1
CYSTS—												
<i>Removal of—</i>												
Sebaceous Cyst	3	..	3	3	1	2	47
Ganglion	8
Dermoid	1	..	1	1	1	3
Bronchial	2	..	2	2	2
Cystic Hygroma	1	..	1	1	1
Keloid	2	..	2	2	2	2
Renula	1	..	1	1	1
<i>Destruction by—</i>												
Diathermy	4	..	4	4	1	1	2	1
Cautey	2	1	3	2	..	2	1
ABSCESS—												
Acute Abscess—Incision and Drainage	3	257	49	306	257	74	156	4	19	7	..	363
Chronic abscess aspiration	5	9	14	5	1	2	1	..	1	..	10
Chronic abscess incision	2	1	3	2	..	1	1	6

APPENDIX No. 6—contd.

Classification of operations performed in the Surgical Department during the year 1932—contd.

Nature of Operation.	IN-PATIENTS.										Out-patients operated on.	
	Remained as per last report.	OPERATIONS.			No. of patients operated on.	RESULTS.				Remaining under treatment.		
		Principal.	Secondary.	Total.		Cured.	Relieved.	Discharged otherwise.	Died.			
Foreign Bodies—												
Embedded in tissues	1	..	1	1	1	7
Arteries—												
Ligature for haemorrhage	1	..	1	1	..	1
Injection of alcohol into arterial sheath	1	..	1	1	1
Injection of alcohol into gasserian ganglion	1	..	1	1	..	1
ANEURYSM—												
Ligature of artery-proximal	1	1
Matas operation	1	..	1	1	1
Injection of milk	3
VEINS—												
Resection	2	..	2	2	1	1
Trendelenburg's operation for varicosity	1	1
Injection of varicosity	2	2
Lymphatic system and lymphatic glands—Excision of lymphatic glands for tuberculosis	1	12	1	13	12	4	5	3	..	1	..	6
Cancer	1	..	1	1	1
Incision and scraping for tuberculosis glands	1	23	2	25	23	8	13	1	2	2
Incision and drainage for suppurative glands..	2	..	2	2	..	2	46
Lymphagiocoele of spermatic cord	1	..	1	1	1
SKIN AND SUBCUTANEOUS TISSUES—												
Excision of ciatrix	2	4	..	4	4	3	2	1	..	4
Plastic operation for deformity or malformation	7	2	9	7	3	3	1
SKIN GRAFTING—												
Thiersch's method	1	6	21	27	6	2	5	1
Pedicle graft	3	9	12	3	1	2
Whitlow Incision	1	1	65
Scraping ulcer for sinus	8	5	13	8	3	3	1	1	30
Suture of wounds	28	22	50	28	8	18	..	1	1	..	2
Trimming and excising of extensive lacerated wounds..	2	1	3	2	..	2
Removal of foreign body	2	..	2	2	1	1
Excision of corns and warts	1	..	1	1	..	1

APPENDIX No. 6—contd.

Classification of operations performed in the Surgical Department during the year 1932.—contd.

Nature of Operation.	IN-PATIENTS.										Out-patients operated on.	
	Remained as per last report.	OPERATIONS.			No. of patients operated on.	RESULTS.				Remaining under treatment.		
		Principal.	Secondary.	Total.		Cured.	Relieved.	Discharged otherwise.	Died.			
<i>Skin grafting—contd.</i>												
Onchia Incision	5
Scraping ulcers or sinus of tuberculosis origin	1	16	5	21	16	6	7	1	3	37
INCISION FOR—												
Cellulitis	68	10	78	68	19	38	2	8	1	..	5
Boils	4	..	4	4	2	1	..	1	33
Carbuncle	11	1	12	11	2	3	4	1	1
Guinea worm cellulitis	6	7	13	6	2	4	4
Snake bite	4
Gangrene and gangrenous ulcers	5	..	5	5	1	3	1
MUSCLES, TENDONS, BURSA AND FASCIA—												
Tenotomy	6	..	6	6	1	3	..	1	1
Suture of divided muscle or tendon	3	..	3	3	1	1	..	1
Incision of Bursa	3	..	3	3	1	2	3
Division of cicatricial adhesion	1	..	1	1	..	1	1
Aspiration of Bursa	2
AMPUTATIONS—FOR INJURY TO—												
Shoulder	1	2	..	2	2	..	2	..	1
Arm upper third	1	..	1	1	1
" middle third	1	1
Fore-arm upper third	1	1
" middle third	1	..	1	1	1
" lower third	1	..	1	1	1
Wrist	1	..	1	1	1
Meta-Carpus	2	..	2	2	2
Finger	7	..	7	7	1	6	9
Phalanges	2
Thigh middle third	1	..	1	1	..	1
Thigh lower third	2	2	4	2	2
Knee	1	..	1	1	1
Leg upper third..	1	..	1	1	..	1
Foot	1	..	1	1	1
Meta-tarsus	3	..	3	3	1	1	1
Toes	1	..	1	1	..	1

APPENDIX No. 6—contd.

Classification of operations performed in the Surgical Department during the year 1932—contd.

Nature of Operation.	IN-PATIENTS.										Out-patients operated on;
	Remained as per last report.	OPERATIONS.			No. of patient's operated on.	RESULTS.				Remaining under treatment.	
		Principal.	Secondary.	Total.		Cured.	Relieved.	Discharged otherwise.	Died.		
For Disease—											
Mandible right side	2	2	4	2	..	1	..	1
Maxilla right side	1	..	1	1	1
Fore-arm upper third	1	..	1	1	..	1
„ „ lower third	1	..	1	1	1
Thigh middle third	1	1
Thigh lower third	2	1	3	2	1	1	..
Knee	1	..	1	1	1
Ankle	3	..	3	3	1	2	..
Leg upper third	3	..	3	3	1	1	1	..
Leg middle third	2	..	2	2	1	1
Leg lower third	1	..	1	1	..	1
Toes	2	1	3	2	..	2
Foot „	2	..	2	2	1	..	1
SKULL, BRAIN, SPINAL CORD AND NERVOUS SYSTEM—											
Trephining	9	1	10	9	9	..	1
Elevation of depressed bone	2	..	2	2	2
Suture of nerves	1	..	1	1	..	1
Neurectomy	3	..	3	3	1	1	1	..
Injection of nerve	2	..	2	2	1	1
Excision of lymphatic nerve	5	1	6	5	..	3	2
Phrenectomy	1	..	1	1	..	1
SPINE—											
Laminectomy	1	6	..	6	6	..	2	1	3	1	..
Abscess of bone grafting for T. B. spine	2	..	2	2	..	1	1	..
BONES—											
Osteotomy	7	1	8	7	1	3	..	1	2	..
Osteotomy subtrochanteric	2	..	2	2	1	1
Osteotomy for genu vulgum	1	3	1	4	3	3	1	..
Correction of deformity by fracture	2	2
Sequestrectomy	21	9	30	21	5	11	..	1	4	5
Evacuation of abscess	2	..	2	2	1	..	1
Incision for osteomyelitis	18	3	21	18	3	12	1	..	2	3
Scraping T. B. Sinus	6	..	6	6	3	1	..	1	1	1

APPENDIX No. 6—contd.

Classification of operations performed in the Surgical Department during the year 1932—contd.

Nature of Operation.	IN-PATIENTS.										Out-patients operated on.
	Remained as per last report.	OPERATIONS.			No. of patients operated on.	RESULTS.				Remaining under treatment.	
		Principal.	Secondary.	Total.		Cured.	Relieved.	Discharged otherwise.	Died.		
SETTING OF FRACTURES—											
By closed method	11	5	16	11	3	8	3
By open method	2	3	..	3	3	3	..	1	..	1	..
By wiring	9	1	10	9	4	4	1	..
By plating	5	17	2	19	17	10	7	2	1	2	..
By extracapsular suture	3	..	3	3	1	1	1
By simple approximation	2	..	2	2	..	1	1	..
Bone grafting	1	4	..	4	4	1	1	1	..	2	..
Setting by putting up Plaster of Paris..	1	39	9	48	39	2	33	3	..	2	12
REMOVAL OF—											
Plates	7	9	16	7	2	4	1	1
Wires	1	2	3	1	..	1
Plastering for Torticollis and Genu Vulgum	23	3	26	23	2	15	5	..	1	13
JOINTS—											
Reduction of dislocation of lower jaw .	..	2	2	4	2	2
Reduction of dislocation of clavicle	3	..	3	3	3
Reduction of dislocation of elbow	1
Reduction of dislocation of hip	2	..	2	2	..	2
Reduction of dislocation by closed method	1	..	1	1	1
PASSIVE MOVEMENT—											
Aspiration of joint	1	..	1	1	1
Incision of joint..	1	..	1	1	..	1
Excision of joint	4	5	9	4	1	..	1	..	2	1
Breaking down adhesions	4	3	7	4	..	2	2	1
SALIVARY GLANDS—											
Operation for fistula-maxillary	2	..	2	2	2	1
Incision and drainage parotid abscess.	..	3	1	4	3	..	3	1
Excision of parotid tumour	1
DUODENAL GLANDS—											
<i>Thyroid—</i>											
Ligature of thyroid vessels superior.	..	1	..	1	1	..	1
Partial Excision of thyroid	5	..	5	5	3	1	1	..
Thyroidectomy	1	..	1	1	..	1

APPENDIX No. 6—contd.

Classification of operations performed in the Surgical Department during the year 1932—contd.

Nature of Operation.	IN-PATIENTS.										Out-patients operated on.	
	Remained as per last report.	OPERATIONS.			No. of patients operated on.	RESULTS.				Remaining under treatment.		
		Principal.	Secondary.	Total.		Cured.	Relieved.	Discharged otherwise.	Died.			
DUODLESS GLANDS—												
<i>Thyroid—contd.</i>												
Excision of thyroid cyst	1	..	1	1	..	1
Excision of thyroglossal cyst	1	..	1	1	1
Removal of new growth non-malignant	4	..	4	4	4
BREAST—												
Acute abscess—Incision and drainage	13	1	14	13	3	8	..	1	1	..	2
Excision of Benign tumour	3	..	3	3	3
Radical Cure—For carcinoma	2	3	..	3	3	2	1	1	1	1
Amputation of chronic mastitis	1	1
THORACIC CAVITY—												
Aspiration of empyema	4	1	5	4	1	2	..	1
Incision and drainage for empyema ..	1	1	..	1	1	..	1	..	1
Thoracotomy	7	2	9	7	1	3	1	2
Schede's thoreoplasty	3	5	8	3	1	1	..	1
Excision of Ribs	1	13	1	14	13	6	6	..	1	1
Excision of Bronchial Fistula	1	1
ABDOMEN—												
Incision of abscess abdominal wall	9	..	9	9	4	3	..	2
LAPAROTOMY—												
For malignant disease	1	19	1	20	19	8	2	2	8
For replacement of protruded intestines	1	..	1	1	1
For perforative peritonitis	5	..	5	5	..	1	..	4
For removal of adhesive bands	1	..	1	1	1
For volvulus	1	..	1	1	..	1
For intussusception	1	..	1	1	1
For stab. wound	2	..	2	2	2
For drainage of abdominal cavity ..	1	23	3	26	23	2	4	1	14	3
STOMACH AND INTESTINES—												
Gastrostomy	1	1
Gastrostomy	7	1	8	7	..	1	..	6
Gastrectomy-partial for ulcer	1	..	1	1	..	1
Gastro-enterostomy for gastric ulcer	8	1	9	8	4	1	..	1	2

APPENDIX 6—contd.

Classification of operations performed in the Surgical Department during the year 1932—contd.

Nature of operation.	IN-PATIENTS.										Out-patients operated on.	
	Remained as per last report.	OPERATIONS.			No. of patients operated on.	RESULTS.				Remaining under treatment.		
		Principal.	Secondary.	Total.		Cured.	Relieved.	Discharged otherwise.	Died.			
Gastro-enterostomy parial for Pyloric Steriosis	1	..	1	1	1
Colostomy	1	1
Coecostomy	1	..	1	1	1
Gastrojejunostomy	1	1	..	1	1	1	1
Ilio colostomy	3	..	3	3	2	1
Intestinal anastomosis lateral	6	..	6	6	..	1	..	5
Intestinal anastomosis end to end ..	1	1	..	1	1	2
Intestinal anastomosis end to lateral.	..	1	2	3	1	..	1
Faecal Fistula Repair—Extra Peritoneal	1	..	1	1	1
Appendicectomy for acute appendicitis	1	34	..	34	34	30	4	..	1
Appendicectomy for sub-acute appendicitis	18	..	18	18	16	2
Appendicular abscess—Incision and Drainage	2	..	2	2	1	1
Bubo Groin—Incision and Drainage	2	..	2	2	1	1	34
EXTERNAL HERNIA—												
For strangulated—Inguinal	1	27	..	27	27	17	4	..	5	2
Radical cure—Inguinal	3	155	1	156	155	133	15	1	1	8
Radical cure—Ventral	1	6	..	6	6	5	1	..	1
Radical cure—Femoral	1	1
Sigmoidoscopy	4	..	4	4	..	3	1	1
Proctoscopy	1
PLASTIC OPERATIONS ON RECTO-ANAL CANAL—												
For fistula in ano.	2	43	3	46	43	18	24	2	..	1	1	1
Hæmorrhoids—Ligature and excision.	2	62	3	65	62	51	5	4	1	3	2	2
Hæmorrhoids—Injection of carbolic acid	10	6	16	10	1	8	1	26
Polypus—Excision	1	..	1	1	1	1
Prolapse	1	4	1	5	4	2	2	1
Excision of growth from Rectum	1	1
Ischio-Rectal abscess—Incision and drainage	13	..	13	13	2	11	1
Perianal abscess	4	..	4	4	4	7

APPENDIX No. 6—contd.

Classification of operations performed in the Surgical Department during the year 1932—contd.

Nature of operation.	IN-PATIENTS.										Out-patients operated on.
	Remained as per last report.	OPERATIONS.			No. of patients operated on.	RESULTS.				Remaining under treatment.	
		Principal.	Secondary.	Total.		Cured.	Relieved.	Discharged otherwise.	Died.		
LIVER AND BILIARY APPARATUS—											
Liver abscess—Aspiration	1	..	1	1	1
Liver abscess—Incision and drainage..	..	1	..	1	1	..	1
Ascitis—Omentopexy	1	..	1	1	1
Cholecystectomy	9	..	9	9	6	2	1	1
SPLEEN—											
Splenectomy for rupture	1	5	..	5	5	1	2	..	3
KIDNEY AND URETER—											
Nephropexy	2	..	2	2	2
Nephrotomy	1	..	1	1	1
Nephrolithotomy	1	6	2	8	6	5	1	1	..
Nephrostomy	1	..	1	1	1
Nephrectomy	3	1	4	3	1	1	..	1
Perinephric abscess	1	..	1	1	..	1
BLADDER—											
Cystotomy suprapubic	19	4	23	19	12	3	..	3	1	..
Cystotomy perineal	1	1	2	1	1
Lithotomy suprapubic	1	23	..	23	23	17	2	..	3	2	..
Lithotrity	1	1
Cystoscopy	7	5	12	7	3	4
Removal of prostate-supra pubic	2	2
Prostatectomy	4	4
Sounding for stones	1
Catheterizing enlarged prostate	2	2	1
Suture of rupture urethra	1	1	2	1	1
Dilatation of stricture-gradual	13	8	21	13	3	10	8
Uretrotomy-external	7	3	10	7	3	3	..	1
Operation for urethral fistula	1	2	..	2	2	2	1
Removal of foreign body from urethra.	2	..	2	2	..	2
Extravasation of urine	5	1	6	5	2	3
Removal of calculus from urethra	1
Urethroscopy	1
Meatotomy	1	..	1	1	1
Incision and drainage for peri urethral abscess	1	6	..	6	6	2	3	2
Catheterizing for retention of urine	1	1	2	1	1

APPENDIX No. 6—concl'd.

Classification of operations performed in the Surgical Department during the year 1932—concl'd.

Nature of operation.	IN-PATIENTS.										Out-patients operated on.
	Remained as per last report.	NUMBER OF OPERATIONS.			Number of patients operated on.	RESULTS.				Remaining under treatment.	
		Principal.	Secondary.	Total.		Cured.	Relieved.	Discharged otherwise.	Died.		
MALE GENERATIVE ORGANS—											
Circumcision	8	1	9	8	6	2	71
Paraphimosis—Dorsal incision	29
Amputation of Penis—Partial	2	..	2	2	1	1	..
Amputation of Penis—complete for Phagedina	4	..	4	4	3	1
Amputation of Penis Partial complete for Carcinoma	1	..	1	1	..	1
Plastic operation for Hypospadias	1	1	2	1	..	1
Orchidectomy—Tuberculosis	5	1	6	5	2	2	1	..
Orchidectomy—Gangrene or Sepsis	1	..	1	1	1
Orchidectomy—New Growth	2	..	2	2	1	1	..	43
Aspiration Tunica Vaginalis	1	1	2	1	..	1	21
Traumatic Hernia Testis	1	1	1
Inflammation of Retained Testis	1	..	1	1	1	1
Hydrocele—Eversion of the sac.	5	117	4	121	117	94	24	..	2	2	..
Hydrocele—Partial excision of sac.	32	2	34	32	26	6
Haematocele—incision—with eversion or excision of sac.	9	3	12	9	5	2	2	..
Pyocele—Incision and Drainage	1	23	1	24	23	7	16	1	3
For Elephantiasis scrotum	3	..	3	3	2	1
Vericocele	1	..	1	1	1
Hydrocele of spermatic cord	1	2	..	2	2	3
Section taking for pathological examination	16	2	18	16	1	6	8	..	1	6
PLASTIC OPERATIONS FOR—											
Rhinoplasty	1	..	1	1	..	1
Cheiloplasty	2	..	2	2	..	2
Harelip	3	..	3	3	3
Cleft Palate	3	..	3	3	1	..	1	1
Epulis	1	..	1	1	1
Excision of Uvula	1	..	1	1	..	1
Excision of tongue partial	1	..	1	1	1
Extraction of Teeth	2	..	2	2	..	2	1,050
	59	1,710	308	2,018	1,710	797	658	76	151	87	2,117

APPENDIX No. 7.

Classification of operations performed in the Gynaecological Department during the year 1932.

Nature of operation.	IN-PATIENTS.										Out-patients operated on.
	Remained as per last report.	NUMBER OF OPERATIONS.			Number of patients operated on.	RESULTS.				Remaining under treatment.	
		Principal.	Secondary.	Total.		Cured.	Relieved.	Discharged otherwise.	Died.		
OPERATIONS OF THE FEMALE GENERATIVE ORGANS—											
Hymenotomy	2	..	2	2	1	1
Salpingo—oophorectomy	2	18	1	9	18	16	4
Ovariectomy—single	9	..	9	9	7	1	1	..
Removal of Ovarian Cyst	1	2	..	2	2	2	1
Removal of Bartholin Cyst	2	..	2	2	2
Removal of cancer	2	..	2	2	1	1
Oophorectomy—Single	3	..	3	3	2	1
Oophorectomy—Double	1	..	1	1	1
Removal of fallopian tube	2	1	3	2	1	1
Removal of uterine appendages	1	..	1	1	1
Removal of cyst in broad Ligaments..	..	1	..	1	1	1
Removal of uterus—complete	12	..	12	12	12
Removal of Pedunculated Myoma or enucleation of a sessile from uterus..	..	2	..	2	2	1	1
Ventral suspension	1	97	..	97	97	79	8	2	2	7	..
OPERATION ON THE VAGINA OR VULVA—											
Removal of Polypus	4	..	4	4	2	..	1	..	1	..
Dilatation and Curettage	2	93	..	93	93	52	42	1	..
Salpingectomy—single	1	..	1	1	..	1
Curetting of uterus	1	1	..	1	1	1	1
Supra Vaginal Hysterectomy	7	..	7	7	5	2	..
Pan—hysterectomy	10	2	12	10	9	1
Colporrhaphy	9	..	9	9	6	3
Repair for Vesico Vaginal Fistula ..	2	..	1	1	..	1	..	1
Perineorrhaphy	8	17	25	8	4	2	1	..	1	..
Hymenotomy	1	..	1	1	..	1
Excision of Prolapse Urethra	3	..	3	3	2	1
Removal of Labia Majora	2	..	2	2	1	..	1
Subtotal Hysterectomy	2	10	2	12	10	9	..	1	2
Section taking for pathological examination	1	..	1	1	1

APPENDIX No. 7—contd.

Classification of operations performed in the Gynaecological Department during the year 1932—contd.

Nature of operation.	IN-PATIENTS.										Out-patients operated on.
	Remained as per last report.	NUMBER OF OPERATIONS.			Number of patients operated on.	RESULTS.				Remained under treatment.	
		Principal.	Secondary.	Total.		Cured.	Relieved.	Discharged otherwise.	Died.		
DESTRUCTION BY—											
Diathermy	1	2	3	1	1	..
Cautery	1	1	..	1	1	1	1
Suture of wounds	1	1
ABDOMEN—											
Incision of abscess-Abdominal wall	1	..	1	1	1
LAPAROTOMY—											
For malignant Disease	1	1	2	1	1
For T. B. Intestines	5	..	5	5	..	4	..	1
For removal of adhesive bands	1	1
STOMACH AND INTESTINES—											
Appendicectomy—for acute appendicitis	1	..	1	1	1
EXTERNAL HERNIA—											
Radical cure—Ventral	2	..	2	2	2
Sigmoidoscopy	1	..	1	1	1
BLADDER—											
Lithotomy suprapubic	2	..	2	2	1	1	..
Total	12	319	29	348	319	227	73	8	8	15	..

APPENDIX No. 8..

Classification of operations performed in the Ophthalmic Department during the year 1932.

Nature of operation.	IN-PATIENTS.										Out-patients operated on.
	Remained as per last report.	NUMBER OF OPERATIONS.			Number of patients operated on.	RESULTS.				Remaining under treatment.	
		Principal.	Secondary.	Total.		Cured.	Relieved.	Discharged otherwise.	Died.		
FOR CATARACT—											
Extra capsular extraction without Iridectomy	73	9	82	73	37	33	..	1	2	..
Extra capsular extraction with Iridectomy	1	174	15	189	174	156	12	3	..	4	..
Intra Capsular Extraction without Iridectomy	1	14	2	16	14	11	4
Intra Capsular Extraction with Iridectomy	6	53	1	54	53	51	7	1
Couching	4	..	4	4	4
Dissection opaque capsule	1	19	17	36	19	8	12
IRIDECTOMY—											
Optical	1	44	..	44	44	6	39
Glaucoma	1	..	1	1	..	1
Prolapsed Iris	2	4	6	2	2
Iridotomy	1	..	1	1	..	1
Iridectomy	17	..	17	17	6	11
FOR GLAUCOMA—											
Sclerotomy—Posterior	1	..	1	1	1
Sclero-Corneal Triphining	7	1	8	7	5	2
Enucleation	14	1	15	14	10	4
Evisceration	13	..	13	13	7	5	..	1
Hand Magnet Extraction of steel	1	..	1	1	..	1
CONJUNCTIVA—											
Subconjunctival Injections	6
Expression of tract Follicles	11
Removal of conjunctival growth	1	..	1	1	1
Pterygium	20
Peritomy	2	..	2	2	..	2
Symblepharon	1
Foreign Bodies	50
CORNEA—											
Galvano Cauterisation	1	1
Seemisch's section	1	..	1	1	..	1
Dermoid	1	..	1	1	1
Electro cauterisation (Ulcers)	10
Carbolizing the corneal ulcer	2	2	2

APPENDIX No. 8—contd.

Classification of operations performed in the Ophthalmic Department during the year 1932—contd.

Nature of operation.	IN-PATIENTS.										Out-patients operated on.			
	Remained as per last report.	NUMBER OF OPERATIONS.			Number of patients operated on.	RESULTS.				Remaining under treatment.				
		Principal.	Secondary.	Total.		Cured.	Relieved.	Discharged otherwise.	Died.					
EYE LIDS—														
Entropion	19	
Ectropion	2	
Abscess	2	
Hordeolum	24	
Chalazion	25	
Dermoid	1	..	1	
Epilation	1	
Tarsectomy	1	..	1	
LACRYMAL APPARATUS—														
Abscess	1	..	1	1	1
Excision of sac.	2	..	2	2
Incision for acute Dacryo cystitis	1	..	1	1	5
Enucleation of eye	1	4	..	4	4	5
Multiple incisions for orbital cellulitis	2	..	2	2
Removal of Prolapsed Vitrius..	1	1
Cauterising of punctum	1	..	1	1	1
Total	..	11	456	55	511	456	314	140	5	2	6	179		

APPENDIX No. 9.

Classification of operations performed in the Ear, Nose and Throat Department during the year 1932.

Nature of operation.	IN-PATIENTS.										Out-patients operated on.
	Remained as per last report.	OPERATIONS.			No. of patients operated on.	RESULTS.				Remaining under treatment.	
		Principal.	Secondary.	Total.		Cured.	Relieved.	Discharged otherwise.	Died.		
OPERATION ON EXTERNAL NOSE AND NASAL CAVITIES.—											
Fracture of Nasal bones (Rectified) ..	1	1
Foreign bodies removed	2
Abscess Haematoma septum	1
Furuncle nasal vestibule	2
Cautey inferior turbinate bone	62
Middle turbinectomy	1	..	1	1	..	1	4
Submucous resection of nasal septum..	..	76	..	76	76	31	44	1	4
Nasal Polypi	7	..	7	7	2	5	5
Simple tumours removed	2	..	2	2	2
Radical removal of malignant tumours.	..	2	..	2	2	..	1	..	1
OPERATIONS ON THE ACCESSORY NASAL SINUSES.—											
Intra nasal operation on Maxillary Antrum	38	2	40	38	6	29	2	1	..	605
Radical operation on Maxillary Antrum	84	..	84	84	21	59	1	..	3	..
Dental cyst invading Antrum..	1	..	1	1	1	1
Frontal sinus (Intra Nasal)	3	..	3	3	2	1	..
Frontal sinus (external)	12	..	12	12	5	7	4
Ethmoid cells scraping	1	52	1	53	52	21	32
Malignant Tumour of Antrum (Removal)	1	..	1	1	1
OPERATIONS ON THE MOUTH, FAUCES, PHARYNX AND NASO-PHARYNX.—											
Tonsils or Adenoids or both removed .	2	672	1	673	672	606	64	3	..	1	2
Tonsils dissected out	82	..	82	82	65	17
Peritonsillar abscess opened	1	..	1	1	..	1	9
Uvulectomy	5
Diathermy—Pharynx	1	1
DIRECT EXAMINATION AND OPERATIONS UPON THE LARYNX TRACHEA AND BRONCHI.—											
Tracheotomy	4	..	4	4	..	3	1
Bronchoscopy (for examination)	1	1
Bronchoscopy (F. B. removed)	1	..	1	1	1	1
Direct Laryngoscopy and Tracheoscopy	1	1	2	1	1	3
Direct Laryngoscopy (F.B. removed) .	..	1	1	2	1	1	2
Incision for oedema and abscess of epiglottis	3	..	3	3	2	1

APPENDIX 9—*contd.*

Classification of Operations performed in the Ear, Nose and Throat Department during the year 1932—contd.

Nature of operation.	Remained as per last report.	IN-PATIENTS.								Remaining under treatment.	Out-patients operated on.	
		OPERATIONS.			Number of patients operated on.	RESULTS.						
		Principal.	Secondary.	Total.		Cured.	Relieved.	Discharged otherwise.	Died.			
OPERATIONS ON THE EAR—												
Foreign bodies removed	2
Paracentesis (Myringectomy)	1	..	1	1	1	19
Granulations curetted and aural polypi removed	1	1	1
Classical Mastoid operation (Schwartz's operation)	1	13	..	13	13	3	11	1
Furuncle ear incision	1	1	2	1	..	1	32
Radical mastoid operations (Stake's)..	2	18	2	20	18	7	11	..	1	1
OPERATIONS ON OESOPHAGUS.—												
Oesophagoscopy for examination ..	1	2	3	5	2	1	2	6
Oesophagoscopy for foreign bodies removal	2
Oesophagoscopy for dilatation of stricture	2
Ivory Grafting	4	..	4	4	..	4
Total ..	9	1,083	14	1,097	1,083	780	293	8	4	7	777	
SUMMARY.												
Surgical operations	59	1,710	308	2,018	1,710	797	658	76	151	87	2,117	
Gynaecological operations	12	319	29	348	319	227	73	8	8	15	..	
Ophthalmic operations	11	456	55	511	456	314	140	5	2	6	179	
Aural operations	9	1,083	14	1,097	1,083	780	293	8	4	7	777	
Grand Total ..	91	3,568	406	3,974	3,568	2,118	1,164	97	165	115	3,073	

APPENDIX No. 10.

4,932 patients were attended to during the year 1932, out of which 1,220 were screened and for 3,712 patients skiagrams were taken (including 66 from the Maratha Hospital and 30 from the Turner Sanatorium). Of these 3,712 patients, 1,908 were in-patients (1,445 men, 415 women and 48 children), 1,804 were out-patients (1,188 men, 474 women and 142 children).

Skiagrams were taken for various clinical conditions as under :—

	Male.	Female.	Children.		Total.
			Male.	Female.	
Fractures	455	120	71	24	670
Bone Diseases	499	263	62	22	846
Diseases of the Paranasal Sinuses	306	93	21	6	426
Diseases of the Respiratory and Cardio-vascular systems	784	241	21	9	1,055
* Diseases of the Alimentary Tract—					
(1) Oesophagus after administration of Barium Meal	20	6	26
(2) Stomach and small intestines after administration of Barium meal	160	46	2	..	208
(3) Large Intestine after administration of Barium Enema	22	13	4	1	40
Diseases of the Gall Bladder and Bile Ducts (Cholecystography)	55	17	72
Diseases of the Genito-Urinary Tract—					
(1) Skiagrams of the Kidneys, Ureter and Bladder.	154	25	10	1	190
(2) Skiagrams after Pyelography	37	11	48
Dental affections	49	5	54
Detection and localisation of Foreign Bodies	18	5	3	..	26
Determination of position, direction and extent of Chronic Sinuses, fistula, etc., after injection of Opaque substances	31	16	4	..	51
	2,591	860	198	63	3,712

*Indicates cases where Screening and X-Ray plates were both resorted to.

APPENDIX No. 11.

(Report of the Skin and Venereal Department for the year 1932).

Syphilis Primary.	Syphilis Secondary.	Syphilis Tertiary.	Syphilis Congenital.	Total No. of cases of Syphilis.	Acute Gonorrhoea.	Gonorrhoea with complications, arthritis, epididymo-orchitis, stricture prostatitis.	Total No. of Gonorrhoea cases.	Other Diseases of Venereal origin chancroid, Bubo Phagedena, granuloma pudendi.	Total No. of all Venereal cases.	Leprosy.	Skin Diseases.	Grand total of Venereal, Leprosy and Skin cases.	No. of males suffering from Venereal Diseases.	No. of females suffering from Venereal Diseases.
124	1,163	126	7	1,420	313	578	891	243	2,554	179	4,263	7,996	2,168	143
5	60	9	2	76	..	69	69	36	165	..	97	278	132	41

The total number of old attendances are much below the actual attendances as all the cases transferred to the department are entered under the departments under which the original cases were issued. The vast majority of these are venereal cases. Their subsequent attendances for treatment are all entered under various Departments from where they were originally transferred. Many patients who are under treatment for Syphilis and Gonorrhoea do not return their case papers to the dispensary as many of them are given injection treatment and not medicines. These cases are not recorded as old attendances.

APPENDIX No. 12.

Clinical Laboratory Report.

8,680 Laboratory Investigations were carried out during the year 1932 in the Central Clinical Laboratory (as apart from Ward Laboratories) on the material sent from the Hospitals divided under three main heads:—

I.—Pathological, II—Bacteriological, III—Biochemical as under:—

I. Pathological:—

Blood counts	408
Stool Examinations	515
Urine Examinations	131
Spinal Fluid Examinations	204
Pleural Fluid Examinations	92
Ascitic Fluid Examinations	43
Sputum Examinations	184
Volume Index	22
Coagulation Time of Blood	17
Fragility of Red Blood Cells	4
Matching of Blood for Transfusion	30

Total .. 1,648

II. Bacteriological:—

Blood Cultures	186
Widal Reaction	323
Wasserman Test	305
Kahn's Test	4,511
Stool Cultures	164
Urine Cultures	233
Spinal Fluid Cultures	23
Pleural Fluid Cultures	37
Lung Puncture Examination	1
Smears	18
Sputum Cultures	3
Auto-Vaccines	80
Pus Cultures	68
Throat Swabs	42

Total .. 5,994

APPENDIX No. 12—*contd.*

III.—Biochemical :—

		SERVANTS OF INDIA SOCIETY'S BRANCH LIBRARY						
1. Blood :—		BOMBAY						
Non-protein Nitrogen	99
Urea Nitrogen	103
Glucose	36
Chloride	48
Calcium	17
Laevulose	1
Fibrinogen	1
Albumin	1
Globuline	1
Cholesterol	47
2. Cerebro Spinal Fluid :—								
Chlorides	6
Glucose	5
3. Urine :—								
Sugar	6
4. Blood Sugar Curve								
Blood Sugar Curve	39
Urine Sugar Curve	21
Urine Urea Curve	13
Urine Diastase	2
Urea Concentration Test	71
Stool for Fatty acids	1
5. Fractional Testmeal Analysis ..								
Fractional Testmeal Analysis	417
6. Vanden Bergh Reaction								
Vanden Bergh Reaction	83
7. Milk Analysis								
Milk Analysis	20
							Total	1,038
							Grand Total	8,680

230 Autopsies were performed during the year 1932. In a large majority of cases the Autopsies were performed on claimed bodies with the consent of the relatives. In the case of every post-mortem, a record of findings in each organ is kept.

APPENDIX No. 12—*contd.*

The following is the number of blocks prepared, cut and sections stained out of post-mortem organs and tissues received after surgical operations, from 1st January 1932 to 31st December 1932 :—

Blocks of post-mortem organs.	Blocks of tissues received from surgical side of the K. E. M. Hospital.	Tissues received from outside.	Total.
996	506	128	1,630

APPENDIX No. 13.

Electro-Cardiograph Department.

110 patients were examined electro-cardiographically.

APPENDIX No. 14.

Poor Box Charity Fund—Statement of Accounts for the year 1932-33.

Receipts.		Amount.	Payments.	Amount.
		Rs. a. p.		Rs. a. p.
Balance in hand		209 1 0	Appliances such as Crutches, Hernia bolts, spectacles, artificial eyes, artificial limbs, etc., supplied to poor patients	538 2 0
Balance with the Central Bank of India in current account		3,409 3 4	Blood transfusion charges	657 0 0
Out-patient Casualty department		232 1 3	Travelling expenses paid to poor patients	115 3 0
" Medical		72 15 0	Expenses incurred in giving comforts to patients of the hospital	143 5 0
" Minor surgery department		142 1 11½	Clothing supplied to patients	332 10 0
" Surgical Dressings department		38 14 6	Dead stock and equipment	315 0 0
" Skin department		632 8 1½	Supply of costly medicines to the patients of the hospital	971 13 8
" X-Ray department		12 2 0	Funeral expenses for the deceased patients	5 0 0
" Aural department		198 5 6	Repairs to appliances	38 6 0
" Dental department		21 5 6	Amount of false coins and difference in exchange of foreign coins written off	21 3 4
" Gynaecological department		72 5 1½	Sundries	116 0 9
" Electro-therapy department		0 4 3	Investment with the Central Bank of India in fixed deposit	4,171 12 0
Ward No. I		313 0 9	Payment of suspense account	148 1 3
" II		188 4 2½	Cash in hand	785 5 7
" III		152 4 9	Balance with the Central Bank of India in current deposit account	13,518 3 2*
" IV		212 7 11		
" V		484 5 0		
" VI		359 3 3		
" VII		404 14 10		
" VIII		362 7 7		
" IX-X-XI		726 8 0		
" XII-XIII		432 14 9		
" XIV-XV		259 1 9		
" XVI		28 8 9		
" XVII		145 9 0		
Other collections		3,953 7 6		
Collection on account of issue of medical certificates		1,249 8 0		
Interest		3,351 4 1		
Proceeds from the sale of Hospital Pharmacopoeia		212 0 0		
Proceeds from the discharge of fixed deposit invested with the Central Bank of India		4,000 0 0		
Total		21,879 1 9		

* This includes the amount of Rs. 1,216-5-0 held in suspense for the following accounts:—

	Rs.	a.	p.
1. Resident Medical Officers' Mess deposit account ..	1,135	0	0
2. Splint deposits	28	0	0
3. Patients' money	53	5	0
	<u>Rs. 1,216</u>	<u>5</u>	<u>0</u>

EDUCATIONAL.

THE SCHOOLS COMMITTEE

OF THE

BOMBAY MUNICIPALITY.

ADMINISTRATION REPORT FOR THE YEAR 1932-33.

(Approved and adopted by the Schools Committee under their Resolution No. 590 of 11-10-1933.)

I. THE COMMITTEE.

1. Under Section 39(1)(a) of the City of Bombay Municipal Act, the Corporation appointed a new Schools Committee of sixteen Members on the 12th April 1932, and the old Committee retired from Office from that date. The new Committee so appointed was composed of the following Members:—

The Committee's personnel.

Prof. V. G. Rao, B.A., LL.B., Bar-at-Law, O.A., J.P., *Chairman.*

Mr. A. L. Curtay.

*Miss Bachubai R. Lotewala.

*Mr. Cassumally J. Rahimtoola.

Mr. Haji Hasham Ibrahim.

Mrs. Khadija Shuffi Tyabji, J.P.

Dr. Khurshed J.J. Cursetji, B.A., M.B.B.S., B.H.V., M.R.O.S.(Eng.), L.R.C.P.(Lond.)

Mr. M. M. Killedar.

Dr. Mrs. Malinibai B. Sukthankar, M.B.B.S., J.P.

Mr. M. N. Talpade, B.A., LL.B.

Mr. M. V. Donde, B.A.

*Mrs. Nalinibai V. Dalvi, B.A.

Dr. P. G. Solanki, L.M. & S., M.L.C., J.P.

Mr. R. A. Gole.

Mr. A. Soares, M.A., LL.B.

*Mr. V. C. Setalvad, B.A., LL.B.

Mr. R. V. Parulekar, M.A., M.Ed., *Secretary.*

2. The Committee, at its first Meeting held on the 20th April 1932, unanimously elected Prof. V. G. Rao, B.A., LL.B., Bar-at-Law, O.A., J.P., to be their Chairman for the official year 1932-33.

The Chairman.

Changes in the Committee's personnel.

3. There were no changes in the Committee's personnel during the year.

*Non-Councillor Members.

4. The Committee regret to place on record the sad deaths during the year of Dr. R.N.R. The late Dr. Ranina, the late Mr. Baptista and the late Mr. Haji Mia Mohomed Haji Jan Mohomed Chotani. Ranina, L.M. & S., who was a Member of the Committee in the year 1922-23, of Mr. Joseph Baptista, L.C.E., B.A., LL.B., Bar-at-Law, who was a Member in the year 1923-24 and of Mr. Haji Mia Mohomed Haji Jan Mohomed Chotani who was a Member in the year 1924-25. All these Members had rendered very valuable services to the cause of Primary Education in the City.

5. The total number of the Committee's Meetings held during the official year was 45, as Attendance of Members against 55 of the last year. The total number of Resolutions passed at the Committee's Meetings, etc. at these Meetings was 1,078 as against 1,061 of the previous year.

The following statement shows the attendance of Members at the Committee's Meetings held from 1st April 1932 to 31st March 1933 :—

Name of Member.	No. of Meetings attended.	REMARKS.
1. Prof. V. G. Rao	44	Chairman from 20th April 1932.
2. Mr. A. L. Curtay	34	Was out of India up to June 1932.
* 3. Miss Bachubai R. Lotewala	31	
* 4. Mr. Cassumally J. Rahim- toola	43	
5. Mr. Haji Hasham Ibrahim ..	41	
6. Mrs. Khadija Shuffi Tyabji ..	24	Was ill since November 1932.
7. Dr. K. J. J. Cursetji	37	
8. Mr. M. M. Killedar	41	
9. Dr. Mrs. Malinibai B. Suk- thankar	33	
10. Mr. M. N. Talpade	42	
11. Mr. M. V. Donde	40	
*12. Mrs. Nalinibai V. Dalvi ..	34	
13. Dr. P. G. Solanki	27	
14. Mr. R. A. Gole	41	
15. Mr. A. Soares	28	
*16. Mr. V. O. Setalvad	35	

6. The following four permanent Sub-Committees which were reconstituted by the Sub-Committees. Schools Committee continued to function during the year under report :—

- (1) Finance and Establishment Sub-Committee.
- (2) School Instruction and Discipline Sub-Committee.
- (3) New Schools, Rent Control and Sanitation Sub-Committee.
- (4) Grants-in-Aid and Miscellaneous Matters Sub-Committee.

Among the various references considered and disposed of by these four permanent Sub-Committees during the year under report mention may be made of the following :—

- (1) Introduction of the Shift System in the Municipal Schools.
- (2) Retrenchment possible in each item of expenditure and the closing of the A. V. Schools and of Night Schools which were poorly attended.
- (3) Revision of the salaries of the Supervising Staff and the rules for determining the number of Supervising Officers to be maintained for different Municipal Schools in proportion to the number of children.

(4) Laying down a set of Procedure Rules for conduct of meetings of the Schools Committee and their Sub-Committees.

(5) Selection of a plot for the construction of a school building at Municipal cost.

(6) The rules of the Revised Grant-in-Aid Code as approved by Government.

(7) Reorganisation of the clerical staff which had been amalgamated as a result of the Committee's offices being located under one roof.

In addition to these permanent Sub-Committees, the Schools Committee appointed various Special Sub-Committees during the year under report to consider certain references of a special nature. Among the important references considered by the Special Sub-Committees, majority of which consisted of the whole of the Schools Committee, mention may be made of the following matters :—

(1) Appointment of an Advisory Committee for promoting the Girl Guide Movement in the Municipal Schools.

(2) Prescribing a suitable Series of Urdu Text Books for the Municipal Urdu Schools.

(3) Efforts to reduce the rents of School premises by making appeals to the landlords and by personal interviews.

(4) Entrusting the work of carrying on mental tests of the Municipal School children by medical examination to Dr. P. B. Warden, who had offered his services to do the work in an honorary capacity.

(5) Schemes submitted by the Special Attendance Officer for minimising the number of non-attending children of school-going-age in the F & G Wards where Free and Compulsory Education is in operation.

(6) Revision of the Curriculum of studies and the adoption of an alternative Curriculum extending only over 4 years.

(7) A Scheme for the starting of Central and Upper Primary Schools with the teaching of Vocational Subjects.

The total number of meetings of all the Sub-Committees held during the year was 120.

7. Mr. R. V. Parulekar, M.A., M.Ed., continued to hold the office of the Secretary, Schools Committee, throughout the year. There was no important change in the Office Staff, excepting the fact that two of the clerks of the Office Establishment—Mr. T. N. Damle and Mr. K. M. Pagedar—died and the Department was sorry to lose their services.

II. MUNICIPAL & AIDED SCHOOLS & PUPILS.

8. The Municipal Schools and Classes on 31st March 1933 numbered 311 and 39 respectively, the corresponding number for the previous year being 319 and 30. The five A.V. Schools which were hitherto maintained by the Committee were closed during the year under report, because it was thought that the obligatory duty of the Municipality was to impart primary education and with the drastic cuts in the Schools Committee's budgets every year it was found impossible to continue to bear the burden of the expenditure on A.V. Schools. A few schools which did not show steady progress but deteriorated in numbers, had either to be closed or turned into classes. On the other hand, the Committee had to open some new classes in localities which had recently developed, consequent upon the settling down of new residents in certain parts of the city after the riots were over.

9. The details of the schools amalgamated or closed are given below :—

Name of School.	No. of pupils on Rolls and Attendance in the month in which the schools were closed.		REMARKS.
	Attendance.	Roll.	
Bhuleshwar A. V. Middle School ..	81	154	} A. V. Schools abolished from 1st June 1932.
Jeshtaram Premji	10	18	
Khetwadi	134	190	
Dongri	65	72	
Kamatipura	7	8	
Bhendy Bazar Gujarati Boys	77	
Jacob Circle	6	25	Converted into a class from 1st August 1932.
Barbhai Moholla	28	37	Converted into a class from 1st December 1932.
Bhuleshwar Lower Primary Gujarati Girls'	137	195	Amalgamated with the Bhuleshwar Gujarati Girl School.
Golanji Hill Gujarati Class.. ..	4	14	Closed due to sparse attendance from 1st August 1932.
Durgadevi Marathi Night	28	33	Closed in February 1933.
Nagpada Urdu Class.. .. .	13	21	Closed from May 1932.
Walkeshwar Urdu School	4	21	Closed from September 1932.
Telli Moholla Urdu Night	20	Closed from February 1933.
Lower Parel Urdu Boys'	23	40	Closed from November 1932.
Sankli Street	38	49	Turned into a class from October 1932.

New Schools and Classes Opened.

Name of Class or School.	No. of pupils in the class or school on 31-3-33.		REMARKS.
	Attendance.	Roll.	
Annesley Road Gujarati Class ..	31	40	Opened from 1st August 1932.
Tardeo Road Gujarati Class ..	9	14	Do. 1st September 1932.
Tadwadi Gujarati Class	38	51	Do. 14th February 1933.
Tilak Bridge Marathi Boys' School ..	121	163	Do. 1st October 1932.
Lamington Road Gujarati Central ..	92	111	
Arthur Road Marathi Class	62	64	Do. 3rd March 1933.
Tardeo Road Marathi Class	47	75	Do. 22nd August 1932.
Girgaum	79	104	Attached to Girgaum Marathi School.
(Naviwadi) Koliwadi.. .. .	37	48	Attached to Naviwadi Marathi School.
Fort Kanarese School	74	85	Newly opened from 1st January 1933.

Name of Class or School.	No. of pupils in the class or school on 31-3-33.		REMARKS.
	Attendance.	Roll.	
Worli Urdu School	56	88	Worli Urdu Class made into an independent school from November 1932.
Imamwada Urdu Girls'	23	40	Do.
Bhavanda Urdu Class	24	40	Opened from August 1932 and attached to Dadar School.
Sankli Street English Vernacular Class	53	72	Opened from June 1932, and attached to Sankli Street English School.
Lamington Road Girls' Class	73	Attached to the Lamington Road Marathi Girls School opened from 3rd October 1932.

The following table gives the detailed figures about the increase and decrease in the number of schools and classes on the three sides :—

Class of Schools.	Total No. of schools on 31st March 1932.	Total No. of schools on 31st March 1933.	Increase or decrease.	
			Increase.	Decrease.
Marathi A. V.	3	3
„ Boys'	94	95+5 Classes	1 School and 5 Classes
„ Girls	54+1 Class	55+1 Class	1
„ Night	5	4	1
Gujarati A. V.	2	2
„ Boys'	44+7 Classes	42+11 Classes	4 Classes	2 Schools.
„ Girls	27+1 English Ver. Sch.	26+1 English Ver. Sch. + 1 Class	1 Class Engl.	1 School.
Urdu Boys' (including 2 Full Primary Schools with English Classes attached to them).	51+18 Classes	50+17 Classes	1 School and 1 Class.
Urdu Girls	31+1 Class	32+1 Class	1 School
„ Night	2	1	1
Tamil Boys'	4+3 Classes.	4+3 Classes.
„ Night	1	1
Total ..	319+30	311+39	3 Schools & 10 Classes.	11 Schools & 1 Class.

11. The year under report witnessed an increase in the number of pupils which rose from 61,196 to 62,348, i.e., by about 1,152. The detailed figures for the Pupils in Municipal Schools. year under report and for the previous year are given below :—

Class of Schools.	No. on 31-3-1932.		No. on 31-3-1933.	
	Schools.	Pupils.	Schools.	Pupils.
Marathi A. V. Middle Schools ..	3	270
„ Boys' „ ..	94	25,400	95+5 Classes	25,915
„ Girls' „ ..	54+1 Class.	11,319	* 55+1 Class.	11,617
„ Night „ ..	5	181	4	121
Total Marathi Schools ..	156+1 Class.	37,170	154+6 Classes	37,653
Gujarati A. V. Middle Schools ..	2	177
„ Boys' „ ..	44+7 Classes	7,268	42+11 Classes	7,602
„ Girls' „ ..	28 (Including 1 English Ver. Sch.)	4,458	27 (Including 1 English Ver.) +1 Class.	4,609
Total Gujarati Schools ..	74+7 Classes	11,903	69+12 Classes	12,211
Urdu Boys' Schools (including English Classes attached to Urdu Primary Schools.)	51+18 Classes	7,412	50+17 Classes	7,469
Urdu Girls' Schools	31+1 Class.	4,125	32+1 Class.	4,442
Urdu Night „	2	47	1	24
Total Urdu Schools ..	82+19 Classes	11,584	83+18 Classes	11,935
Tamil & Malayalam Schools	4+3 Classes	501	4+3 Classes	516
Tamil Night Schools	1	38	1	33
Total Tamil Schools ..	5+3 Classes	539	5+3 Classes	549
Total Municipal Schools ..	319+30 Classes	61,196	311+39 Classes	62,348

* This includes one Kanarese Girls' School with 85 pupils on its rolls.

12. As in previous years, the Vernacular Fourth Standard Examination for the year 1933 was conducted by the Examination Board constituted for the purpose under Government Resolution, Educational Department, No. 220 of 24th November 1927. The written examination was held on the 15th & 16th March 1933 and the oral examination was conducted either before or after the written examination. The examination was meant for pupils both of Municipal and Aided Schools. Some pupils from Unaided private schools were also allowed to appear at the examination. The results of the examination are given below :—

VERNACULAR FOURTH STANDARD EXAMINATION.

Class of Schools.	Pupils appeared.	Pupils passed.	Percentage of Passes.
<i>Municipal Schools.</i>			
Marathi Boys' Schools	2,203+66	2,073+58	93
" Girls' " 	970+25	859+17	88
Gujarati Boys'	765+16	684+14	89
" Girls' " 	255+15	251+13	97
Urdu Boys'	372+ 3	336+ 1	89
" Girls' " 	145	125	86
Total ..	4,710+125	4,328+103	90
<i>Aided Schools.</i>			
Marathi Schools	426+14	339+ 8	78
Gujarati	1,081+46	851+38	78
Urdu	166+ 9	158+ 8	93
Unaided	38	25	65
Total ..	1,711+69	1,373+54	80

The results of the Vernacular Final Examination which is conducted by Government as usual are given below :—

Class of Schools.	Pupils appeared.	Pupils passed.	Percentage of Passes.
Marathi Boys' Schools	242	144	57
" Girls' " 	291	133	45
Gujarati Boys'	34	15	44
" Girls' " 	45	16	35
Urdu Boys'	53	23	43
" Girls' " 	70	11	15
Total ..	735	342	46

RESULTS OF THE GOVERNMENT CERTIFICATE EXAMINATION.

	I Year.		II Year.		Total.	
	Sent up.	Passed.	Sent up.	Passed.	Sent up.	Passed.
Teachers from :—						
Marathi Boys' Schools ..	20	18	5	5	25	23
Gujarati „ „ ..	1	1	1+1	1+1*	3	3
Urdu „ „ ..	2	2	3	3	5	5
Marathi Girls' „
Gujarati „ „
Urdu „ „ ..	16	11	5	3	† 21	† 14
Total ..	39	32	15	13	54	45

* Passed 3rd Year Baroda Training College.

† R. C. Training Institution.

13. The number of Aided Schools as it stood on the last day of the year was 178 as against 180 of the previous year; three Marathi and one Gujarati Schools Aided Schools & Pupils. ceased to work but two were added to the list of Aided Schools. The names of schools which were closed during the year under report and the names of schools which were newly taken on the Register of Aided Schools are given below :—

Schools closed.	Schools newly registered for aid.
1. St. Andrew's Primary School.	1. Seva Sadan Primary School.
2. R. C. Free Depressed Classes School. —Jacob Circle.	2. Salvation Army Willingdon Boys' Home —Urdu Classes.
3. R. C. Matunga Camp School.	
4. C.M.S. Mahalaxmi Boys' and Girls' School.	

The closing of the schools was in all cases due to want of funds. The Seva Sadan authorities opened from June 1931 a primary school to serve in future as a practising school for their normal classes as they were being advised to do so by the Government and Municipal educational authorities. As for the Urdu Branch of the S. A. Willingdon Boys' Home, the Home authorities were required to separate the group of the Urdu speaking juvenile offenders as it was not convenient to teach them along with the Marathi and Gujarati speaking ones.

The Committee considered 13 applications from De Novo Schools; but all the schools, which had applied for registration, were instructed to make up their deficiencies as regards curriculum, number of children, accommodation staff, etc.

The number of pupils on the last day of the year under report was 19,159 (12,015 boys and 7,144 girls) as against 18,897 (11,921 boys and 6,976 girls) of the previous year. The average number on rolls for the year is recorded to be 17,886 and the average attendance 13,995, i.e., 78.2. The unfortunate riots had an adverse effect on the general attendance

of almost all schools for about three months. The detailed figures of Aided Schools and their pupils for the year under report and for the previous year are given in the following table :—

STATEMENT SHOWING THE NUMBER OF AIDED SCHOOLS & PUPILS THEREAT :—

Class of Schools.	On 31st March 1932.				On 31st March 1933.			
	Schools.	Boys.	Girls.	Total.	Schools.	Boys.	Girls.	Total.
Marathi Boys' Schools ..	36	2,447	1,042	3,489	31	2,503	1,020	3,523
„ Girls' „ ..	3	127	301	428	6	147	439	586
„ Night „ ..	5	207	3	210	5	232	2	234
„ Normal Classes ..	1	..	93	93	1	..	67	67
„ Special Institutions.	5	49	49	98	5	55	47	102
Total	50	2,830	1,488	4,318	48	2,937	1,575	4,512
Gujarati Boys' Schools ..	42	4,679	668	5,347	41	4,641	689	5,330
„ Girls' „ ..	22	375	3,448	3,823	22	398	3,462	3,860
„ Night „ ..	3	157	..	157	3	127	..	127
„ Normal Classes ..	1	..	88	88	1	..	96	96
„ Special Institutions.	4	..	336	336	4	..	295	295
Total	72	5,211	4,540	9,751	71	5,166	4,542	9,708
Urdu Boys' Schools ..	15	1,990	123	2,113	16	2,104	122	2,226
„ Girls „	6	9	718	727	6	9	775	784
„ Night „	28	966	..	966	28	803	..	803
„ Special Institutions ..	1	85	..	85	1	66	..	66
Total	50	3,050	841	3,891	51	3,042	897	3,939
Hindi Boys' Schools ..	2	381	6	387	2	454	7	461
„ Girls' „	1	..	97	97	1	..	115	115
„ Night „	1	114	..	114	1	103	..	103
Total	4	495	103	598	4	559	122	681
Sindhi Boys' Schools ..	1	47	..	47	1	51	..	51
Canarese Night Schools ..	3	288	4	292	3	260	8	268
Grand Total ..	180	11,921	6,976	18,897	178	12,015	7,144	19,159

14. There were in all 1,092 teachers, full-time and part-time, for 178 schools with 19,159 pupils as against 1,094 teachers for 180 schools with 18,897 pupils. Out of the 1,092 teachers (674 men and 418 women) only 723 were full-timers and the rest 369, part-timers. A good many schools and special institutions have been maintaining a large staff of part-time teachers in place of full-time ones, in order to meet their special needs. Out of the 1,092 teachers there were 293 trained teachers—men and women—full and part-time for ordinary and special subjects. The percentage of trained teachers works out at 26·8. It is desirable that the Managers of Aided Schools should maintain a higher percentage of trained teachers. A small number of teachers from Aided Schools is being admitted to the Government Training Institutions at Poona and Ahmedabad but in order that the percentage of trained teachers should come up to the required standard, it will be necessary to make a representation to Government for reserving a certain number of seats in their Training

Colleges for the teachers working in the Aided Schools. The detailed statistics about the qualifications of the teachers in Aided Schools are given below :—

Statement showing the number of Teachers (Men and Women) according to their qualifications, 1932-1933.

Qualifications.	Full-time teachers.		Part-time teachers.	
	Male.	Female.	Male.	Female.
Trained teachers :—				
Graduates	2	4	6	8
3rd Year Trained	7	28	..	2
2nd Year Trained	9	40	..	2
1st Year Trained	30	41	1	4
Trained teachers for Drawing, Drill, Scouting, etc.	5	9	57	38
Total trained teachers	53	122	64	54
Untrained teachers :—				
Graduates	7	5	16	5
Matric	53	20	29	19
Ordinary V. F. Passed	121	34	10	3
„ „ Unpassed	204	93	17	8
Qualified teachers for Drawing, Drill, etc. ..	2	1	47	17
Special teachers for Drawing, Drill, Music, etc. .	4	4	47	33
Total untrained teachers	391	157	166	85
Grand Total :—				
Trained	53	122	64	54
Untrained	391	157	166	85
Total ..	444	279	230	139
Grand Total .. 1,092				

15. The Aided Schools were as usual visited and inspected by the officers of the department, viz., Mr. C. L. Bakshi, B.A., L.T., Superintendent, Mr. D.K. Ghanekar, B.A., L.T., Asstt. Supdt. of the Municipal Marathi Schools and Mr. Noor Mahomed Shaikh Munir, Supervisor. Mr. G. M. Vaidya, Asstt. Superintendent of the Aided Schools, proceeded on leave on medical certificate, for nine months from 11th July 1932. The Committee therefore deputed Mr. D. K. Ghanekar, to work in his place for about four months. Besides, Mr. B. L. Desai, B.A., of the Attendance Department, was also asked to help the Superintendent, Aided Schools, in the inspection of the Gujarati Schools, for a period of two months and a half. These officers commenced their inspection work from September 1932 and the inspections as well as the checking of the accounts of all the Aided Schools for purposes of grant were finished by the middle of January 1933. In addition to the work of the inspection and supervision of Aided Schools, the Committee had entrusted to these officers the work of the Census Department, maintained for Free & Compulsory Education in F & G Wards. They had, therefore, to perform a double duty. The work done by these officers in the capacity of Special Attendance Officers is described in Chapter III of this report.

16. Under his letter No. 278-F, dated the 9th November 1932, the Under Secretary to the Government of Bombay, Educational Department, informed His Worship the Mayor of Bombay that Government had accorded their sanction to the Revised Grant-in-Aid Rules submitted to them by the Corporation under their letter No. 9130 of 18th February 1931 except to those contained in Chapters V & VI and Rules 36 & 37 in Chapter VII which did not require their sanction and he added that Government would not be in a position to pay any grant towards the additional expenditure which might be incurred by the Bombay Municipality in consequence of the sanction to the rules now accorded. The said letter was forwarded by the Corporation under their Resolution No. 7667 of 15th December 1932 to the Schools Committee, for remarks. After fully considering the position, they decided, subject to the sanction of the Corporation, not to pay grants to the schools falling under Chapters V, VI and VII from 1934-35 and to remove their

names from the list of registered *Aided* Schools from 1st April 1934. With regard to the additional expenditure likely to be incurred on account of (1) reasonable sums spent by the schools for the Provident Fund for the benefit of the staff, (2) special grants on account of furniture, appliances, Libraries, etc., (3) grants to schools under Chapter III and (4) to those under Chapter IV as per revised scales, the Schools Committee decided to accept the liability after laying down the proper safeguards. The revised Code has, therefore, come in force from the time it was sanctioned by Government and copies of the same have been already supplied to Schools aided under Chapters II, III and IV with the required explanatory notes.

17. During the year under report, Grants to Aided Schools were assessed on the 'Admitted' expenditure of Aided Schools for 1931-32. The provisional Rules of assessment of grants passed in 1930 were the rules that governed the assessment of grants-in-aid for the year under report and a cut of 5 per cent. was applied to schools under Chapters II, VI and VII. The total grants sanctioned for the year amounted to Rs. 1,67,070 including Rs. 182 as remission of fees in favour of the Bene-Israelite School, Jacob Circle.

While considering the question of grants to be paid for the year 1932-33, the Schools Committee arrived at the following decision :—

- (1) That in future no grants be assessed in favour of children below five years of age reading in private schools, *i.e.*, the cost incurred by private schools on the education of such children should not be admitted for purposes of aid.
- (2) That in view of the financial stringency, grants to be paid to schools under Chapters II, VI and VII in March 1934 and onwards be reduced by an aggregate cut of 10 per cent. as Government have also resorted to a similar course in respect of the Institutions aided by them.

18. Grants for 1932-33 were assessed on the 'Admitted' expenditure of Aided Schools for 1931-32. The annual Statistical Returns submitted by the Aided Schools now show that they have altogether incurred an expenditure of Rs. 7,76,845 for the year 1932-33. Their average number of pupils for the same year being 17,886, the cost per pupil stands at Rs. 43.4 as against Rs. 42.7 for the previous year. The average cost per pupil to the Municipality for the year has come to about Rs. 9.3 per annum.

19. It is creditable that about 178 Aided Primary Schools in the City have been educating about 19,000 and more children at a comparatively lesser cost than what is obtained in the Municipal Schools. A few Schools have got their own special curriculum which aims not only at imparting primary education but also knowledge of English and the useful arts. Besides, it aims at shortening the whole course by a year or so.

III. FREE AND COMPULSORY EDUCATION.

20. In the beginning of the year under report, the staff consisted of Mr. C. L. Bakshi, B.A., L.T., Special Attendance Officer, Mr. G. M. Vaidya, M.A., S.T.C., Assistant Special Attendance Officer and Mr. Noor Mahomed Shaikh Munir, Supervisor. These three officers together with the Junior Attendance Officer and 10 Attendance Inspectors looked after the work of Free and Compulsory education in F and G Wards. In July 1932, however, Mr. G. M. Vaidya proceeded on long leave owing to illness and no substitute was appointed in his place. Subsequently, the posts held by Mr. G. M. Vaidya and Mr. Noor Mahomed Shaikh Munir were transferred to the Supervising staff of the Municipal schools and the post of the Junior Attendance Officer was converted into that of the Assistant Special Attendance Officer. Thus, practically, during the latter part of the year, the Special Attendance Officer assisted by the Assistant Attendance Officer only looked after the work of Free and Compulsory Education.

21. During the first quarter of the year under report, the peaceful condition of the two wards was much disturbed owing to the outbreak of riots in the City. The whole of the quarter was thus utilised in the collation of statistics of children in the two Wards and the checking of the figures of Attendance Teachers' Scheme tried up to March 1932. Even though the disorders in the City had almost abated at the end of the first quarter, it was found desirable not to think of either reviving the Attendance Teachers' Scheme or even making a beginning in the direction of launching prosecutions till we were in a much more certain position.

22. The normal outdoor work of visiting the localities for ascertaining particularly the details of the non-attending school children and for bringing them to schools could be resumed by the Attendance Inspectors from the beginning of July. From August the annual census was taken with the help of part-time teacher-enumerators and some full-time enumerators. The cost of the census came to Rs. 914-11-0. The registers showing the names of the non-attending children of compulsory age, as required under the amended Section 5 of the Draft Rules governing Bombay Act XV of 1920, were printed and published in November and copies of the Registers were supplied to the Recognised Primary Schools in the two wards and to the Municipal and Government authorities concerned.

23. The census results revealed that there were then 4,762 non-attending children of compulsory age as under :—

Ward.	Marathi.		Gujarati.		Urdu.		Tamil.		Total.	
	Boys.	Girls.	Boys.	Girls.	Boys.	Girls.	Boys.	Girls.	Boys.	Girls.
F	622	1,066	72	70	33	39	104	93	831	1,268
G	759	1,367	77	93	42	42	131	152	1,009	1,654
Total ..	1,381	2,433	149	163	75	81	235	245	1,840	2,922
	3,814.		312.		156.		480.		4,762.	

24. The Attendance Inspectors were then instructed to concentrate all their activities towards visiting the houses of the non-attending children and issuing and serving notices to their parents and guardians and persuading them to send their children or wards to schools.

25. In January 1933, three schemes for bringing the non-attending children to schools were considered by the Committee and it was decided to give effect to the third scheme (described later on) not in the whole of both the wards at once but as an experimental measure only in five or six suitable localities in both the wards for a period of about two months. According to that scheme, some of the Marathi and Tamil Schools were to be kept closed on Saturdays and the Urdu ones on Fridays; but the teachers in these schools were to work instead in their sections or beats on Sundays or on Holidays when the parents or guardians of such children were generally found at home. Their work was to note the non-attending children, appeal to their parents or guardians to send their wards to school, explain to them the advantages of giving education to their children and tell them definitely that the Schools Committee would have no alternative but to prosecute them if they were not to do their duty by sending their children to schools.

26. Thus it will be seen from what is said in the foregoing paragraphs that there was no agency working except for a month or so, other than the Attendance Inspectors of the Census Office employed in the work of reducing the number of the non-attending children and the result of this activity was to reduce the number from 4,762 to 2,654 during the year under report. The reduction in the number of non-attending children was the result of visiting and revisiting the houses of the non-attending children and serving their parents or guardians with instruction notices and giving them to understand that the Committee would bring into force the penal clauses of the Act if they would not send their children or wards to school. The Committee will, however, have to resort to the penal measures provided in the Free and Compulsory Education Act very soon, as it is found that the number of non-attending children has scarcely gone below 2,000 in the two wards.

27. The number of children of compulsory age, underage and overage, attending and non-attending during each of the quarters is shown in the following table:—

Quarter ending.	Underage.		Compulsory age.		Overage.		Total.		No. of children non-attending.
	Municipal Schools.	Aided Schools.	Municipal Schools.	Aided Schools.	Municipal Schools.	Aided Schools.	Municipal Schools.	Aided Schools.	
March 1932	2,218	158	15,358	1,154	5,038	360	22,614	1,672	2,070
June 1932	1,861	144	14,824	1,102	4,117	271	20,802	1,517	2,026
September 1932	1,548	150	15,111	1,176	5,035	313	21,694	1,639	4,762
December 1932	1,969	140	15,697	1,180	5,186	339	22,852	1,659	3,247
March 1933	1,961	153	15,979	1,180	5,455	363	23,395	1,696	2,054

IV. MEDICAL INSPECTION OF SCHOOLS.

28. During the year under report, there were no changes in the Medical Inspection staff. The Medical inspection of Boys' Schools was carried out by the Medical Inspector, Dr. V. R. Bhoosrath, M.B.B.S., F.R.S.I., and the Assistant Medical Inspector Dr. M. S. Kapadia, L.M. & S., The Medical Inspection of Girls' Schools was carried out by Dr. Miss Goolbai M. Doctor, L.M.&S., the Medical Inspectress, with her Assistant Miss Tarabai R. Rajapurkar who is a qualified Nurse. No addition was made to the staff owing to financial stringency. The Committee did, however, secure the honorary services of some local medical practitioners of which mention is made later on. During the year under report, Dr. Miss Goolbai M. Doctor was on sick leave on full average pay for a period of three months from 9th June 1932 to 8th September 1932.

29. The following table will show the number and kind of schools inspected together with the number of boys and girls examined in them during the year under report:—

Section.	Total No. of schools inspected.			Total No. of pupils examined.		
	Boys.	Girls.	Total.	Boys.	Girls.	Total.
Marathi	29	18	47	5,321	2,543	7,864
Gujarati	8	5	13	560	422	982
Urdu	22	18	40	2,127	1,399	3,526
Tamil, Telugu and Malayalam	1	..	1	19	..	19
Total	60	41	101	8,027	4,364	12,391

From the above statement it will be seen that out of about 62,000 pupils on the rolls of all the Municipal schools, only 12,391 pupils could be examined during the year under report. The medical inspection staff had to devote their time and energy towards the successful working of the Children's Clinic at the K.E.M. Hospital. Dr. V. R. Bhoosrath was mainly in charge of the work of the Clinic which occupied much of his time. As the medical examination of pupils in the schools in F & G Wards was taken up during the previous year and completed, the work was carried out in D & E Wards during the year, and the children were selected from the schools located in these Wards for treatment at the School Clinic at the K. E. M. Hospital.

30. Among the pupils examined, the general percentage of boys free from any disease was 53 and that of girls was 35.7. 47 per cent of the boys and 64.3 per cent of the girls were suffering from one or more defects.

The following table shows the kinds and percentages of defects detected among the pupils :—

PERCENTAGES OF VARIOUS DISEASES.

Names of Diseases.	Percentage of boys affected.	Percentage of girls affected.
General debility (Malnutrition)	17.6	16.4
Defects of teeth	26.6	36.4
Diseases of Throat	8.6	21.1
Diseases of Nose	2.1	2.5
Defects of external Eye diseases	3.3	13.9
Defects of Vision	2.4	6.
Cases of enlarged glands	5.	1.3
Diseases of heart and circulation5	.5
Diseases of lungs	1.2	4.5
Cases of contagious skin diseases	2.3	7.
Cases of enlargement of spleen	3.8	3.5
Cases of T. B. suspected	Nil.	.3
Diseases of ear	2.	1.8
Nervous diseases2
Rickets	1.3
Deformities of bones and joints2	1.3
Defects of speech6
Defects of mental capacity1	.3

31. A comparison with the results of Medical Inspection in previous years will show a steady decrease in the percentages of various diseases or defects such as those of the skin and eyes, and in cases of general debility and enlargement of spleen, a result which may be attributed to the introduction of the School Clinic by the Committee.

32. The following table gives an idea as to how much interest the parents or guardians of pupils took regarding the diseases brought to their notice :—

Cards of intimation of diseases sent and replies received.

Section.	No. of Children examined.			No. of intimations sent.			No. of replies received.			No. of cards for hospital treatment.			No. preferring private treatment.		
	Boys.	Girls.	Total.	Boys.	Girls.	Total.	Boys.	Girls.	Total.	Boys.	Girls.	Total.	Boys.	Girls.	Total.
Marathi	5,321	2,543	7,864	2,150	1,671	3,821	1,629	1,296	2,925	1,249	769	2,018	220	527	747
Gujarati	560	422	982	148	271	419	104	219	323	82	153	235	12	66	78
Urdu	2,127	1,399	3,526	1,086	876	1,962	803	616	1,419	692	402	1,094	93	214	307
Tamil, Telugu and Malayalam	19	..	19	5	..	5	5	..	5	4	..	4	1	..	1
Grand Total ..	8,027	4,364	12,391	3,389	2,818	6,207	2,541	2,131	4,672	2,027	1,324	3,351	326	807	1,133

In addition to routine work of Medical Inspection of the school children, the following activities were carried out by the Medical Inspection staff :—

1. Free Distribution of spectacles to poor children.
2. Supply of emergency medical outfits to schools.
3. Conducting First Aid and Home Nursing and Hygiene Classes for Municipal teachers.
4. Lectures on general hygiene and sanitation and other subjects to the children and their parents or guardians and the teachers.
5. Inspection of new premises for schools from a sanitary point of view.
6. Inspection of schools for cases of infectious diseases.
7. Submission of Annual Sanitary Report of the condition of all school premises.
8. Submission of Annual Report on the cases of Enlarged Spleen found amongst school children to the Health Department.
9. Attendance at the Annual Sports and Scout Rallies, etc.
10. Supply of information of Medical Inspection Work of Bombay Municipal Schools, to authorities elsewhere, whenever applied for.
11. Attendance at the Girl Guide Camp at Chambur.
12. Supervision of the Medical Relief Work at the Children's Clinic.
13. Allocation of work of the Honorary Medical Inspectors.

32A. A number of poor and deserving children were recommended for spectacles and 78 Free distribution of pairs of spectacles were supplied free of charge.
spectacles.

33. The number of schools supplied with the emergency outfits was 212. There is an increasing demand for them from teachers who use the appliances as emergencies arise in schools. They have proved very handy for immediate treatment, but it is a matter for regret that owing to lack of funds, the supply had to be appreciably curtailed during the year under report.

About 24 lectures on general hygiene, dental and other subjects were given by the staff with the aid of Magic Lantern, Cinema, models and diagrams to the children, their parents or guardians and the teachers.

34. The classes in First Aid and in Home Nursing and Hygiene were conducted as usual to train the teachers. Girl Guides and Scout Masters for the examinations of the St. John Ambulance Association. They proved of great benefit to the teachers and others in the discharge of their work.

35. As mentioned previously the Medical inspection staff was inadequate to cope with the inspection of all the schools in one year, for, while the number of children attending the schools has been increasing every year, no addition has been made to the staff since the retirement of its incumbents. To overcome the difficulty to some extent, it was decided to utilise the services of some of the Medical Practitioners in the City who had kindly offered their honorary services unconditionally. Mention has been made in the last year's report of the steps taken to make the necessary arrangements for these honorary Doctors to facilitate their work. The work was commenced in March 1932 and has not been completed yet.

The number of honorary Doctors who kindly offered their help to do the work was 61 out of whom 2 were lady doctors. The number of schools allotted to them was 73 out of which 63 were Boys' schools and 10 Girls' schools. The total number of children examined in these schools was 4,646.

The services of 9 doctors from the Health Department were kindly lent by the Executive Health Officer to help in the work of the medical inspection. The number of schools allotted to them for medical inspection was 34 out of which 22 schools were inspected by them. The total number of children examined in these 22 schools was 3,793.

The following table will give an idea of their work :—

1. No. of schools given to private practitioners	73
2. No. of schools given to Doctors from the Health Department	34

Total ..	107
3. No. of schools completed by private practitioners	37
4. No. of schools completed by Doctors from the Health Department	22
5. No. of schools completed by the Committee's staff	18
6. No. of schools not examined yet by private practitioners and doctors from the Health Department	30
7. No. of children examined by private practitioners	4,646
8. No. of children examined by doctors from the Health Dept. ..	3,793

Total ..	8,439
9. No. of children remained unexamined by doctors, hence examined by our staff	3,421

Grand Total ..	11,860

The work done by these doctors was quite satisfactory. In the case of some of the private medical practitioners, it was noticed that they could not work regularly and finish the inspection work of the schools assigned to them. The unfinished work had then to be finished finally by the Committee's medical Inspectors.

Some of the doctors have showed their unwillingness to continue work owing to lack of time or some other occupation. The Committee's best thanks are due to all of them for their co-operation and help in the work of medical inspection.

36. Mention has been made in the previous reports of the establishment of a well-equipped School Clinic for treatment of diseases and defects of school children at the K.E.M. Hospital, under the able guidance and direction of the Dean of the K.E.M. Hospital, and of the very beneficial results obtained therefrom. The scheme was continued during the year under report and treatment was provided for the affected children in the Schools located in E, F and G Wards, especially to those who could not afford to have private treatment. The treatment was commenced from 1st August 1932 and was continued for the period of seven months upto the end of March 1933. Conveyance of children was effected with the help of the two Schools Committee's buses which were placed at the service of the Medical Inspection staff. During the first five months, the services of two full-time teachers were placed at the disposal of the Medical Inspectors to help in the work of the School Clinic. A qualified Organiser was then appointed to supervise this work and he carried it on for a period of three months from 1st January 1933 to 31st March 1933. He was also helped by one of the two teachers as a part-time worker. The success of the scheme depends much upon the whole hearted co-operation of the parents and the teachers. It is to be earnestly hoped that the scheme will be placed on a permanent basis in future.

37. The statistics of children examined and treated at the K. E. M. Hospital Clinic are given in the following table :—

Table of consented Cases sent for treatment to K. E. M. Hospital.

Section.	No. of schools	No. of children examined.	No. of intimations sent.	No. of replies received.	No. of private treatment.	No. of refused treatment.	No. of consented cases.
1	2	3	4	5	6	7	8
Boys	60	8,027	3,389	2,541	326	188	2,027
Girls	41	4,364	2,818	2,131	807	1,324
Grand Total ..	101	12,391	6,207	4,672	1,133	188	3,351

Details of consented Cases.

Affected by one disease.	Affected by two diseases.	Affected by three diseases.	Affected by four diseases.	Medical.	Aural.	Eyes.	Skin.	Teeth.	REMARKS.
9	10	11	12	13	14	15	16	17	18
1,600	385	42	455	482	280	101	1,276	2 surgical.
761	433	116	14	391	442	342	154	702
2,361	818	158	14	846	924	622	255	1,978	2

38. The total amount paid to the K. E. M. Hospital for the expenditure of the Clinic maintained for the school children came to Rs. 8,252-11-6.

39. The Schools Committee have been maintaining a Dental Clinic for School children since 1922. Dr. S. M. Khambatta, the part-time Surgeon, paid 167 visits and treated children in 25 schools during the year. He personally inspected 773 children from five schools and besides treated other boys and girls recommended for treatment from 20 other schools by the Medical Inspectors. The total number of operations performed came to 3,216, out of which 1,624 were extractions, 675 fillings, 144 nerve treatments, 284 abscess treatment, and 489 general medicinal treatment.

Dr. Khambatta treated in all 670 children (565 boys and 105 girls).

There was on the whole an increased co-operation on the part of the parents and teachers and the Dental Clinic is becoming more and more popular every day.

V.—FINANCE.

40. The year under report opened with a balance of Rs. 20,711-3-7. The Budgetted Opening Balance for the year was Rs. 20,000-only, and it was on the basis of this amount that the amount of Municipal Grant to the Schools Committee for the year 1932-33 was fixed by the Corporation. The amount representing the difference between these two balances was paid into the General Municipal Fund in compliance with the Corporation Resolution No. 7,666, dated the 28th November 1929, thus leaving with the Schools Committee a balance of Rs. 20,000 only. The Corporation paid a net grant of Rs. 31,30,202 -11-3 from the General Municipal Fund and other Miscellaneous Receipts amounted to Rs. 25,708-4-0. The total amount at the disposal of the Schools Committee thus came to Rs. 31,75,910-15-3. Out of this amount Rs. 30,95,344-11-10 were actually spent during the year, leaving a Closing Balance of Rs. 80,566-3-5. These figures together with those of the previous year are given below side by side for the sake of comparison :—

Year.	Opening Balance.	Municipal Grant.	Other Miscellaneous Receipts.	Total of columns 2 to 4.	Total of expenditure.	Closing Balance.
1	2	3	4	5	6	7
	Rs. a. p.	Rs. a. p.	Rs. a. p.	Rs. a. p.	Rs. a. p.	Rs. a. p.
1931-32 ..	1,44,575 0 0	30,00,000 0 0	36,127 13 9	31,80,702 13 9	31,59,991 10 2	20,711 3 7
1932-33 ..	20,000 0 0	31,30,202 11 3	25,708 4 0	31,75,910 15 3	30,95,344 11 10	80,566 3 5

From the above table it will be seen that the total expenditure for the year was less than that for the previous year by Rs. 64,646-14-4.

41. The following table which gives a comparative statement of the amounts of expenditure incurred on the several heads during the year under report and in the previous year, will also give a detailed information as to where retrenchment could be effected, and as to where increased expenditure could not be avoided :—

Account Heads.	1931-1932.	1932-1933.	Increase over 1931-1932.	Decrease over 1931-1932.
	Rs. a. p.	Rs. a. p.	Rs. a. p.	Rs. a. p.
1. Headmasters and Teachers	19,79,244 7 10	19,72,898 3 9	6,346 4 1
2. Servants	99,421 1 0	1,10,479 4 0	11,058 3 0
3. Rent of School premises	4,28,576 3 0	4,43,848 13 10	15,270 10 10
4. Class Books	2,627 6 9	88 4 6	2,539 2 3
5. School Furniture	40,568 0 6	293 7 0	40,274 9 6
6. Prizes	929 5 11	929 5 11
7. Stipends to students under training ..	4,445 1 0	1,908 5 0	2,536 12 0
8. Contingencies and Miscellaneous ..	1,05,852 15 3	78,332 3 1	27,520 12 2
9. Superintendents and their Establishments	75,378 0 5	63,540 4 7	11,837 11 10
10. Grants-in-Aid to Primary Schools ..	1,78,437 0 0	1,67,070 0 0	11,367 0 0
11. Teachers' Library & Museum ..	4,218 0 9	1,701 13 6	2,516 3 3
12. Medical Inspection	33,612 10 5	36,581 5 11	2,968 11 6
13. Superintendent, Aided Schools and his Establishment	13,098 10 6	12,900 2 2	198 8 4
14. Census Department	21,502 4 9	19,882 11 6	1,619 9 3
15. Free Reading Rooms & Libraries ..	10,623 4 3	8,969 1 6	1,654 2 9
16. Pension, Gratuity and Compassionate Allowances	36,835 4 0	52,740 11 0	15,905 7 0
17. Municipal Share towards Provident Fund	1,05,146 9 0	1,11,112 10 0	5,966 1 0
<i>B.—Buildings.</i>				
1. Repairs to Municipal Buildings ..	10,100 9 3	9,914 11 3	185 14 0
2. Petty additions to Municipal School Buildings	10,304 1 6	2,155 5 4	8,148 12 2
Total ..	31,59,991 10 2	30,95,344 11 10	52,098 7 3	1,16,745 5 7 Net decrease, Rs. 64,646-14-4.

42. The past year was a year of substantial and satisfactory financial achievement which can be perceived from the facts set forth hereafter. The Budget Estimates of the Schools Committee for the year 1932-33 were first submitted to the Corporation in October 1931. At that time the Schools Committee had asked for a grant of Rs. 34,92,355 from the Corporation. The Corporation, however, sanctioned a grant of Rs. 31,85,000 only, i.e., Rs. 3,07,355 less than the amount asked for. There was also a further deficit of Rs. 2,291-12-0 due to the fall in the income from school fees and pension contribution. Thus, in all, there was a deficit of Rs. 3,09,646-12-0 for the year 1932-33. The financial situation was thus so serious and unprecedented that it required tactful handling to tide over it as any prospects for substantial betterment of finances seemed gloomy. The Committee, with Prof. Rao as their Chairman, examined and reviewed the budgets in order to be able to explore various avenues of retrenchment. While doing so, the Committee had tacitly borne in mind the most important factor, namely, the efficiency which could not

be allowed to suffer on financial grounds. To achieve the end in view, the Committee resorted to various measures of retrenchment and the following are some of the important ones :—

- (1) Introduction of the Shift-System in the Infants' Classes.
- (2) Abolition of the Anglo-Vernacular Schools.
- (3) Retrenchment in the supervising staff and revision of their grades for new entrants, which is calculated to give substantial saving in future.
- (4) Retrenchment in the establishment charges and rent of offices owing to amalgamation of offices.
- (5) Reduction in the rates of monthly contingencies paid to schools.
- (6) Cut applied to the amounts of Grants-in-aid paid to Private Schools.
- (7) Abolition of some of the Night Schools.
- (8) Keeping a number of leave vacancies on the clerical and teaching staff establishments without acting appointments, wherever possible.
- (9) Reduction in rent of the school premises.

In order to adopt the above measures of retrenchment, a good deal of spade work was done during the first half of the year and all of them have had their share in keeping down the expenditure. It must be mentioned in this connection that the outbreak of the riots which devastated the whole city for a couple of months in the beginning of the year, the after effects of which were responsible for a big drop in the number of school-attending children up to about October 1932, was also responsible for a part of the saving on teachers and school contingencies, etc.

43. The Committee not only managed the affairs in spite of the heavy deficits of Rs. 3,09,646-12-0, by exploring various avenues of retrenchment, but have also been able to show by the end of the year, a saving of Rs. 88,339-8-2, from the current year's grant. Out of this saving, Rs. 53,348 were already shown in the Budget submitted in October 1932. Out of the remaining balance of saving, the Committee have refunded into the General Municipal Fund an amount of Rs. 27,773-4-9 in compliance with the Standing Committee's Resolution No. 10380-dated the 8th March 1933, the remaining balance of saving amounting to Rs. 7,218-3-5 which forms the difference between the actual and the budgetted opening balances will be paid into the General Fund in 1933-34, as per the Corporation Resolution No. 7666 of 28th November 1929 thus leaving at the disposal of the Schools Committee, the budgetted opening balance of Rs. 73,348 only.

44. It will be seen from the foregoing facts that the Schools Committee have made strenuous efforts to bring down the expenditure as much as it was possible for them to do so. This is also borne out by the remarks made by the Chairman of the Standing Committee and by the Municipal Commissioner while considering the Budget Estimates for the year 1933-1934. The Committee are thankful to both of them for this appreciation of the work done by the Committee and the kind sentiments expressed by them.

45. It will be seen from the columns in the statement above that while the increases amounted to Rs. 52,098-7-3, the decreases totalled Rs. 1,16,745-5-7 thus resulting in a net decrease of Rs. 64,646-14-4. The increase on the head (2) Servants, was mainly due to the annual increments and also additional peons engaged. The increase on that of school premises is due to additional and better accommodation hired by the Schools Committee. The reason for increase on prizes is evident as no expenditure was incurred in the preceding year. The increase on Medical Inspection was partly due to the increment to the staff and also to the clinical treatment which was run on better lines. Increase on the pension, etc., was due to the retirement of additional employees and also to the increased number of compassionate allowance cases. Rise in the Municipal Contribution towards Provident Fund was due to the increments in the salaries of subscribers to the Fund and also to the new subscribers.

46. The expenditure incurred on the Schools Committee's Head Office is charged to the General Municipal Fund and consequently it is not included in the details of the Income & Expenditure Account of the School Fund. Nevertheless, it is an expenditure incurred in the interests of Primary Education and it is therefore necessary that mention should be made of it in this Report. In the year 1932-1933, the expenditure incurred on the Schools Committee's Office, as met out from the General Fund came to Rs. 59,515-13-6 against Rs. 60,098-3-9 spent on the same item in the previous year. The fall in expenditure is due to a temporary cut in salaries.

Explanations for increases
& decreases in expenditure.

Schools Committee's
Office Expenditure.

47. The net amount of grant paid by Government to the Municipality during the year 1932-1933 after taking into account the cut and the adjustments for previous years amounted to Rs. 6,18,501 (*vide* G. R. No. 623, Educational Department, dated the 13th March 1933). As the Anglo-Vernacular Schools managed by the Schools Committee were abolished from June 1932, the Government refused to sanction any grant on this account.

48. The total number of pupils on rolls in Municipal Schools on 31st March 1933, was 62,348. The total expenditure incurred by the Schools Committee, from the School Fund during the year 1932-1933 was Rs. 30,95,344-11-10. Subtracting from this the expenditure* on Grants-in-Aid, Public Libraries, and other items which do not form part of the direct expenditure on Municipal School children, we get Rs. 29,06,405-8-2 as the net expenditure on Municipal School children. Dividing the figure by the total number of children on 31st March 1933 we obtain Rs. 46.6 as the figure of expenditure per head of pupil in the year 1932-1933 which is the lowest since 1920-1921. The expenditure per pupil in the year 1930-1931 was Rs. 48.3. The Standing Committee in their review of the Administration Report of the Municipal Commissioner for the City of Bombay for the year 1931-1932, had recommended that the average cost per pupil in Municipal Schools should be worked both on the number of pupils on rolls on the last day of the year as hitherto and also on the average number of pupils who attended the schools and availed themselves of the education imparted therein during the currency of the year. Accordingly, the average cost per pupil has been worked out as per the second suggestion also. The average number of children on rolls for the year 1932-1933 was 59,057 and the net cost on these as already stated amounted to Rs. 29,06,405-8-2. The average cost according to the alternative method is therefore Rs. 49.2 per pupil.

It will not prove uninteresting to note how the figures of Rs. 46.6 and Rs. 49.2 were distributed under the main heads of expenditure. The following table will show the distribution:—

Heads of Expenditure.	Expenditure.	No. of pupils on rolls on 31-3-33.	Cost per pupil.	Average No. of pupils for 1932-33.	Cost per pupil.
	Rs. a. p.		Rs.		Rs.
1. Pay of Teachers	19,72,898 3 9	62,348	31.7	59,057	33.4
2. Pay of Servants	1,10,479 4 0	62,348	1.3	59,057	1.0
3. Rent and Repairs	4,55,916 14 5	62,348	7.3	59,057	7.7
4. Furniture	293 7 0	62,348	..	59,057	..
5. Superintendents & their Establishment	63,540 4 7	62,348	1.0	59,057	1.1
6. Medical Inspection	36,581 5 11	62,348	0.6	59,057	0.6
7. Census	19,882 11 6	62,348	0.3	59,057	0.3
8. Pension & Provident Fund	1,63,853 5 0	62,348	2.6	59,057	2.8
9. Contingencies & Miscellaneous	82,960 0 0	62,348	1.3	59,057	1.4
Total	29,06,405 8 2	62,348	46.6	59,057	49.2

If we take into account, the expenditure on the Schools Committee's Office (paid from the General Municipal Fund) in calculating the expenditure per pupil, the above figures of Rs. 46.6 and Rs. 49.2 will have to be increased to Rs. 47.6 and Rs. 50.2 respectively, as the expenditure per pupil on the Committee's Office during the year under report was Rs. 59,515-13-6.

* The following are the items which do not form part of the expenditure on Municipal School children:—

	Rs.	a.	p.
Grants-in-Aid to Primary Schools	1,67,070	0	0
Superintendent, Aided Schools and his Establishment	12,000	2	2
Free Reading Rooms and Libraries	8,969	1	6
Total Rs.	1,88,939	3	8

A Statement showing the expenditure per pupil incurred by the Committee under the various heads every year, from 1927-1928 to 1932-1933 is given below to facilitate comparison :—

Item of Expenditure.	Year 1927-28. Total expenditure, Rs. 29,05,149. No. of pupils on rolls on 31-3-28—50,249. Cost per pupil Rs. 55.7.	Year 1928-29. Total expenditure, Rs. 28,65,990. No. of pupils on rolls on 31-3-29—49,659 Cost per pupil Rs. 58.0.	Year 1929-30. Total expenditure, Rs. 28,16,125. No. of pupils on rolls on 31-3-30—51,710. Cost per pupil Rs. 54.5.	Year 1930-31. Total expenditure, Rs. 29,16,542. No. of pupils on rolls on 31-3-31—56,093. Cost per pupil Rs. 51.9.	Year 1931-32. Total expenditure, Rs. 29,57,832. No. of pupils on rolls on 31-3-32—61,196. Cost per pupil Rs. 49.3.	Year 1932-33. Total expenditure, Rs. 20,06,405. No. of pupils on rolls on 31-3-33—62,348. Cost per pupil Rs. 47.6.	Average annual cost per pupil during the total period from 1927-28 to 1932-33. Cost per pupil Rs. 52.8.
	Rs.	Rs.	Rs.	Rs.	Rs.	Rs.	Rs.
1. Pay of Teachers	35.3	37.5	35.1	33.4	32.4	31.7	34.2
2. Pay of Servants	1.6	1.7	1.7	1.7	1.6	1.8	1.7
3. Rent and Repairs	9.7	9.7	9.0	8.2	7.3	7.3	8.5
4. Furniture	0.4	0.1	0.1	0.4	0.7	..	0.3
5. Superintendents & their Establishments.	1.4	1.4	1.4	1.3	1.2	1.0	1.3
6. Medical Inspection	0.6	0.7	0.6	0.7	0.6	0.6	0.6
7. Census	0.5	0.5	0.4	0.4	0.3	0.3	0.4
8. Pension & Provident Fund	2.8	2.6	2.7	2.3	2.3	2.6	2.6
9. Contingency and Miscellaneous	2.5	2.7	2.3	2.5	1.9	1.4	2.2
	54.8	56.9	53.3	50.9	48.3	46.6	51.8
Schools Committee's Office	0.9	1.1	1.2	1.0	1.0	0.9	1.0
Total ..	55.7	58.0	54.5	51.9	49.3	47.3	52.8

49. The figures of expenditure per pupil varied in the Marathi, Gujarati and Urdu Schools. Expenditure per pupil in the Mar. Guj. & Urdu Schs. The following statistics will illustrate this fact :—

Schools.	Expenditure for 1932-33.			No. of pupils on rolls on 31st March 1933.	Cost per pupil.	Average No. of pupils during 1932-33.	Cost per pupil.
	Rs.	a.	p.				
Marathi and Tamil Schools	17,10,370	10	1	38,202	44.7	36,341	47.0
Gujarati Schools	6,17,785	6	5	12,211	50.5	11,303	54.6
Urdu Schools	5,78,249	7	8	11,935	48.4	11,413	50.6
Total ..	29,06,405	8	2	62,348	46.6	59,057	49.2

A further sub-division of the total expenditure per pupil on several items of expenditure, is given below :—

Heads of Expenditure.	Cost per pupil.					
	As per No. on rolls on 31st March 1933.			As per the average No. of pupils for 1932-33.		
	Marathi Schools.	Gujarati Schools.	Urdu Schools.	Marathi Schools.	Gujarati Schools.	Urdu Schools.
Pay of Teachers	30.4	34.7	32.2	32.0	37.5	33.7
Pay of Servants	1.6	1.8	2.0	1.7	2.0	2.1
Rent and Repairs	6.8	7.8	7.7	7.1	8.5	7.9
Furniture
Superintendents and their Establishment	1.0	1.0	1.0	1.0	1.0	1.0
Medical Inspection	0.6	0.6	0.6	0.6	0.6	0.6
Census	0.3	0.3	0.3	0.3	0.3	0.3
Pension and Provident Fund	2.6	2.6	2.6	2.8	2.8	2.8
Contingencies and Miscellaneous	1.4	1.7	2.0	1.5	1.9	2.2
Total ..	44.7	50.5	48.4	47.0	54.6	50.6

The figures of expenditure per head of pupil on the three sides for the year 1931-1932, were as follows :—

	Rs.
(1) Marathi and Tamil Schools	46.7
(2) Gujarati Schools	53.3
(3) Urdu Schools	48.5

50. It will be seen from what is stated in the foregoing paragraphs and also from the figures of expenditure per capita of school attending children that the financial administration of the Schools Committee has attained a high standard of efficiency. It should be remembered that the re-organisation and retrenchment work commenced last year will have its complete fruition in future provided that the present policy is consistently adhered to. The Corporation in approving of the Twelfth Report dated the 14th February 1930 of the Retrenchment and

Reforms Enquiry Committee under their Resolution No. 3657 of 14th August 1930 had called upon the Schools Committee to reduce their expenditure by adopting various forms of retrenchment detailed in the report and to bring down the expenditure to a level of Rs. 50 per child, on the basis of the number of children on 31st March. It is gratifying to note that the Schools Committee after resorting to all the possibilities of retrenchment have been able to show better results, viz., Rs. 46.6 and 49.2 per child calculated on the basis of number of children on 31st March 1933 and the average number of children for the year 1933-33.

51. The Municipal Auditors were very vigilant as usual and their various useful suggestions in the matters of Book-keeping and Finance were carried out. The innovation in the system of Audit of the Schools Committee's Accounts introduced during the year under report was that they are being audited every week. The procedure hitherto followed was that the accounts of a year were audited in the succeeding year after the accounts were finally closed. Due to the change in the procedure of auditing, any adjustments or improvements are possible of execution in time.

CHAPTER VI—GENERAL.

52. The year under report excepting the first quarter which was marred by riots was a year of steady progress. A good many reforms in the direction of an efficient working of the department were considered and those introduced in the previous years were properly developed. It is proposed to give in the following paragraphs an accounts of the work done by the Schools Committee in this direction.

53. The Boy Scout Movement in the Bombay Municipal Schools was vigorously continued during the year under report. Prof. V. G. Rao, B.A., LL.B. (Cantab.), BAR-AT-LAW., O.A., J.P., held the Office of the District Commissioner. Mr. A. B. Vaidya, B.A., LL.B., Solicitor, Assistant District Commissioner, resigned his office from April 1932 and the Provincial Scout Council on the recommendations of the Schools Committee approved of the appointment of Mr. V. C. Setalvad, B.A., LL.B., as Assistant District Commissioner, and Mr. Setalvad held that post throughout the year. The following were the figures of the number of Scouts, Cubs, Scout Troops and Packs, etc., on the 31st March 1933, as compared with those on 31st March 1932 :—

	No. at the end of 1931-32.	No. at the end of 1932-33.
Cub-packs	70	73
Cubs	1,671	1,815
Troops	54	60
Scouts	1,246	1,562
Scout and Cub Masters	124	126
Total No. of Scouts and Cubs	2,917	3,377
Total No. of Troops and Packs	124	133

It will be seen from the above figures that the number of Troops and Packs increased by 9 and the total number of Scouts and Cubs by 460, in spite of the unfortunate riots of the year. The increase in the numbers was due to the fact that new troops and packs were started by newly trained teachers who have been working in an honorary capacity. Some important items of the activities of the Scout Movement are given below :—

1. The Scout Day—1st October—was celebrated by all the Scout masters and Cub masters in their respective schools. The Scout Den was opened on the same day at the hands of Mr. V. N. Chandavarkar, the Mayor of Bombay.
2. The Municipal Scouts joined the Combined Rally at Worli which was held on the All-India Jamboree Day, i.e., the 11th December 1932.
3. The 71st Birthday of Lord Baden Powell of Gilvil, the Chief Scout of the World was celebrated on 23rd February 1933.
4. The Annual Sports were held as usual and the Prize Distribution Ceremony and the Annual Rally were held on 19th March 1933 under the presidentship of the Hon'ble Sirdar Sir Rustom J. Vakil, Kt., Minister for Local Self Government and Lady Vakil distributed the prizes, to the winners in the final contest. The several Cups and the Challenge Shields which were donated to the Scouts were presented to the winners as under :—
 - (i) Mr. Dwarkadas Tribhuwandas Cup—to the Champion Pack—Duncan Road Municipal Marathi Pack.
 - (ii) Mr. J. B. Bomon-Behram Champion Cup—to the smartest Pack in the Rally—Poibavdi Municipal Marathi Pack.

- (iii) Prof. V. G. Rao Cup—to the smartest Troop in the Rally--Lord Harris Municipal Marathi Troop.
 - (iv) Sir Byramji Jeejeebhoy Cup—Winner of Leap Frog Relay—Duncan Road Municipal Marathi Pack.
 - (v) Lady Dorab Tata Cup—Tug-of-War—Winner—Foras Road Municipal Marathi Troop.
 - (vi) Sir Dorab Tata Challenge Shield—to the Champion Troop—Foras Road Municipal Marathi Troop.
5. The Municipal Scouts and Cubs rendered help on the occasion of the departmental functions, viz., Garba Gatherings, Prize Distribution of the Annual Sports of the Municipal School children, the Teachers' Conferences, Handicraft Exhibition, etc. The Municipal Scouts were specially invited to help the Organizers of the Safety First Association which was inaugurated on 9th November 1932. The Scouts helped in maintaining order when the citizens of Bombay presented an address to His Highness the Maharaja of Baroda in honour of His 71st Birthday. A Guard of Honour was also presented to His Highness when he arrived in Bombay.
 6. Two Training Camps were held by the Scout Organizers—the first in April 1932 when 47 teachers attended and the second in March 1933 when 57 teachers took advantage of the training. The total number of teachers who came out successful at the two Camps was 63.
 7. Classes were held for scouters as under :—
 - (a) By the Scout Organizer for giving more information on Scouting to scouters.
 - (b) By Dr. V. R. Bhoosrath, Medical Inspector, for First Aid.
 - (c) Legim class by two teachers who are expert in legim.
 - (d) Lecture by Prof. Varde of Bhavnagar College on " Insect life ".
 8. The Patrol Leaders' Union was formed with a view to increase co-operation and to inculcate the spirit of brotherhood.

Mention has been made in the last year's report of the formation of a Working Committee with a view to consider the various details of the activities of the Scout Movement and to find out ways and means to extend the Movement while maintaining the present activities. Four meetings of the Working Committee were held during the year under report. One of the Scout Masters who is appointed as Band Instructor held his classes at four centres. The Scout Headquarters were established in the Gilder Tank Building and the library hitherto located in three different schools, has now been located at the headquarters. The Museum is also located there. New books in vernaculars were purchased for the library. As usual a number of troops and packs went out for camping and excursions with their scouts and cubs. Propaganda for the popularity of the movement was carried on by circulating a number of leaflets to parents and guardians of school children. A new kind of activity started this year was the sanitary rounds, to certain localities which required sanitary improvements. In all 48 uniforms were supplied free of cost to poor scouts and cubs.

The Committee appreciate the enthusiasm shown and the strenuous efforts made by the District Commissioner and the Assistant District Commissioner for the expansion of the Scout Movement in the Municipal Schools. Thanks are also due to the Provincial Commissioner and the Provincial Secretary, for their advice and kind support to our scout activities.

54. The Girl Guide Movement showed an all-round progress in the Municipal Girls' Schools. The Girl Guide Movement under Mrs. Khadija Shuffi Tyabji, J.P., who held office of District Commissioner for Municipal Girl Guides throughout the year. In order to spread the movement, information about Guide and Blue-Bird work was given in different schools as a result of which 45 new teachers came forward to take training in the Cadet Ranger Company Class, conducted by the Girl Guide Organizer. The Company used to meet twice in a week so as to avoid dislocation of work in schools. As some of these teachers had to attend classes conducted for unpassed teachers and the Special Physical Instruction classes, only 27 lady teachers were able to take advantage of the Cadet Ranger Company Class. All of them came out successful in the tenderfoot test and are now in charge of a Company, or a flock. The most important event of the movement during the year was the Training Camp which was held at Chembur from 15th to 22nd November 1932. In all 47 teachers attended

the Camp and received training imparted through the medium of their own vernacular. As the Camp was without a resident diplomad Trainer, old Guiders were appointed as Patrol Leaders to ensure maximum efficiency in the training. Mrs. Manoramabai Malankar, the Girl Guide Organiser, took the morning sections and Mrs. Middleton, Mrs. Coleridge, Mrs. Captain, Miss Tarapore and Miss Antia helped in conducting the evening programmes. The Camp was under the direct control of Mrs. Coleridge with Mrs. Malankar as Trainer in charge and Mrs. Khadija Shuffi Tyabji as Commandant of the Camp. The Guiders were tested in the following subjects :—

1. Tenderfoot. 2. Bed-making. 3. Fire lighting. 4. Child Nursing. 5. First Aid.
6. Tracking.

The total number of Guiders enrolled in the Camp was 18.

The following table will show the total number of Companies, Flocks, Guides, Bluebirds, etc., on 31st March 1933 as compared with those on 31st March 1932 :—

....	No. at the end of 1931-1932.	No. at the end of 1932-1933.
Total No. of Guides & Bluebirds	1,119	1,595
Do. Guides	473	536
Do. Bluebirds	646	1,059
Do. Guide Companies including Cadet Ranger Co.	19	23
Do. Bluebird Flocks,	33	54
Do. Captains	16	23
Do. Wise-birds	33	54
Do. Registered Companies including the Cadet Ranger Company	13	19
Do. Registered Blue bird Flocks	16	32
Do. Lieutenants	3	4
Do. Little Wise Birds	2	6
No. of enrolled guides	264	232
Do. Blue birds	259	214
Do. second class guides	9	44
Do. teachers in the Guide dept.	71	90

An Advisory Committee consisting of 3 members of the Schools Committee, the Girl Guide Commissioner, the Organiser, three Headmistresses of schools and three guiders was formed during the year under report to deal with the Girl Guide questions. Mention may be made of the proposal, which is under the consideration of the Schools Committee for appointing a lady member of the Committee as Asstt. Commissioner to help Mrs. Tyabji. The lady members are being consulted in the matter and it is hoped that an Asstt. Commissioner will be shortly appointed with the approval of the headquarters.

The Junior Red Cross Movement was continued during the year under report. The Guiders also took part in the General Division Pageant and thanksgiving celebration on the 31st birthday of Girl Guiding. It is gratifying to note that one Guider is conducting a Bluebird flock in a non-municipal school at the request of the Superintendent of that school.

The term of Mrs. Malandkar's appointment as a full-time Organiser was extended for a further period up to 31st March 1934. Mrs. Malandkar passed the Local Adviser's Test during the year and has received a certificate to that effect.

The Schools Committee's best thanks are due to the authorities of the Girl Guide Headquarters for the help rendered by them from time to time in training the Municipal Guiders and teachers and by giving all necessary advice on every occasion. Thanks are also due to Mrs. Khadija Shuffi Tyabji, the Municipal Girl Guide Commissioner, who at the sacrifice of her valuable time, has done so much for the expansion of the Girl Guide Movement in the Municipal Schools.

55. During the year under report, the activities of Visual Instruction were curtailed to some extent owing to financial stringency. Mr. A. A. Noorbhoy, Superintendent, Urdu Schools, and Mr. D. K. Ghanekar, Asstt. Superintendent, Marathi Schools, were in charge of the Visual Instruction Department. Instead of the fixed monthly allowance of Rs. 30 paid to them for the Visual Instruction work, the Committee offered to them remuneration of Rs. 5 per lecture. Mr. Noorbhoy & Mr. Ghanekar gave 9 and 3 lectures respectively. Three sets of slides were purchased on (1) Forms of water in Nature, (2) Human Physiology and (3) Muslim Architecture in India. All the three sets are accompanied by a lecture book each. An episcope was purchased enabling the projection of pictures on opaque material, thus widening the range of subject of lectures.

56. There was no expansion of Handicraft classes during the year under review. The Handicraft Classes attached to the Boys' and Girls' Schools showed their progress as usual. A review of the work done by these handicraft classes and the advantages gained thereby, was taken and the Schools Committee considered suggestions for the re-organisation of the teaching of handicrafts in Municipal Schools. As a result of their deliberations it was thought that instead of teaching handwork to all the classes the teaching should be restricted only to the Upper Primary Classes, viz., the V, VI, & the VII Stds. Teaching of Handicrafts in the III & IV Stds., was considered as a waste, as many of the children left the schools after completing their studies in the 4th std. to join secondary schools. The knowledge in subjects of Handicrafts which they got in the 3rd & 4th stds. was hardly sufficient for them to follow any allied profession in their later life. It was hence decided to discontinue the teaching of handicrafts in the lower standards and to confine it to the Upper Primary Standards only along with their Ordinary School subjects. The new scheme also proposed to introduce some more subjects such as printing, sign-board painting, tailoring and Indian accountancy. It also contemplated the teaching of English to some extent. Those boys and girls who wish to appear at the Government Vernacular Final Examination continue their studies in Municipal Schools, for a period of three and two years respectively, after completing their 4th standard and as such they were expected to remain in the schools for a period of 2 or 3 years till they passed their V. F. Examination. It was, therefore, thought advisable to combine the teaching of Handicrafts and English with that of the ordinary subjects of the upper primary classes. As, however, the curriculum of studies for the V. F. Examination has to be completely finished within the prescribed time, and the addition of subjects in handicrafts would naturally require either more hours of study or the lengthening of the course by some period, it was decided that the course should be lengthened by one year i.e., the boys appearing for the V. F. Examination were to spend 4 years instead of 3 years and the girls were to spend 3 years instead of 2 years. Such schools were to be called 'Central Type' schools. According to this scheme arrangements were made for the teaching of vocational subjects in the Khetwadi Marathi and the Bhuleshwar Gujarati Schools which were styled as Central Schools. Carpentry, Tailoring and Sign-board painting are taught at the former school and Type Composing and Indian Accountancy at the latter school. A third school was opened near the junction of Lamington Road and Foras Road which was called the Lamington Road Central School where Carpentry is taught. The Upper Mahim Marathi School Class was removed to the R.C. Mahim Urdu School. There has been no increase in the number of classes attached to the Girls' Schools. The four Handicraft Classes are, however, progressing well. The work done in these classes is such as is useful and can be done by women at home.

An Exhibition of the Handicraft and sewing articles prepared by boys and girls was held in the month of February 1933. It was kept open for eight days and the sale proceeds of the articles amounted to Rs. 992-8-0. This fact is sufficient to prove the successful working of the Handicraft Classes.

Side by side with the teaching of Handicrafts in a general way, pupils are also prepared for the Government Examinations in Carpentry. A few pupils from the schools were sent up for the first, second and third year examinations and the results were quite satisfactory.

57. The Furniture Repairing Workshop did its usual useful work. The Furniture Store and the Repairing Workshop are useful in a double way. The staff of the Store Mistry is sent from school to school to repair the old and damaged furniture. Besides, whatever unserviceable furniture is sent to the stores as useless, is carefully examined and chairs, tables, benches, etc. are prepared out of them with the addition of some new material. New articles of furniture are also prepared departmentally in the spare time. A small shed for the Workshop has now been constructed in the compound of the Gilder Tank Building at Municipal cost.

58. The Rahimtoola Currimbhoy Urdu Training Institute which prepares Moslem lady students and teachers for the V. F. and the Junior and the Senior 1st Year Training Certificate Examinations had a total number of 59 pupils distributed in three classes as follows :—

Vernacular Final Class	25
Junior 1st Year Class	18
Senior 1st Year Class	16
				—
				59
				—

The number of pupils and teachers who were paid stipends by the Committee was 14. The following number of candidates appeared and passed at the different examinations during the year under report.

	Appeared	Passed.
V. F. Class	21	10
Junior 1st Year Class	17	13
Senior 1st Year Class	16	10
	—	—
	54	33
	—	—

The R. C. Urdu Training Institute was removed from its location in Khandia Street to a very commodious and airy building in Imamwada Road. The removal of the Institute to this building has afforded the students and the staff necessary facilities in the teaching of subjects like Drill, Nature Study, etc. A new practising school was also started in the premises of the Institute and was attached to the Institute. The Institute was visited by the officers of the Government Educational Department, Miss. H. V. Twells, the Inspectress, Mr. Ata Hussein, the Deputy Educational Inspector, Urdu Schools, and Miss Amy Rustomji. The suggestions made by them are under consideration. In order to cope with the increased work of the Institute, the Schools Committee appointed one more teacher on the staff of the Institute, viz., Mr. Shaikh Ahmed Shaikh Usman, 3rd year trained, who was serving under the Schools Committee as Headmaster of Nizampura Urdu School. The total expenditure incurred on the Institute came to Rs. 7,299.

The question of opening a 2nd year class in the Institute was also considered and negotiations with Government in that matter are under progress.

59. The 1st Year Training Class started by the Schools Committee for the training of untrained teachers in the year 1930 had completed its 2 years' course in April 1932. Fresh admissions from the Marathi side teachers were therefore made and the class commenced its work from 1st July 1932. In all 40 teachers were enrolled in the class but four of them having left for one reason or other, there now remain only 36 teacher-pupils in the class. There are 9 Instructors including the Headmaster on the staff and the class meets from 2-20 p.m. to 6 p.m. (B. T.), the time being divided into five periods. The class was inspected by the Deputy Director of Public Instruction in August 1932. Model lessons, magic lantern lectures, and other lectures by eminent educationists were arranged for the benefit of the students.

60. The Annual Sports for the year 1932-1933 took place in December 1932 in which boys and girls from all sides took part. The Prize Distribution Ceremony was held on 11th February 1933, under the Presidentship of His Worship the Mayor of Bombay. Prizes to the extent of about Rs. 350 were distributed to the winners.

The Annual Sports.

61. Our Free Reading Rooms & Libraries are fairly popular. The three Teachers' Libraries which were located at three different places for the benefit of the Teachers' Library & the Free Reading Rooms & Libraries. Marathi, Gujarati and Urdu school teachers were amalgamated into one and the amalgamated library is now located in the Gilder Tank Building. Besides this Teachers' Library, there were eight free reading rooms & libraries for the public including (1) The Haji Ismail Yusuf Khatri Free Reading Room & Library and (2) the Free Reading Room & Library for Ladies which has a circulating library for Muslim ladies attached to it.

62. The Infant Classes in a majority of the schools were held by shifts, i. e., 2 infant classes were taught by one and the same teacher, one in the forenoon and the other in the afternoon. Each infant class was given instruction for 2 hours & 40 minutes only. The headmasters & headmistresses of schools and the Assistants who had to teach double classes were paid an extra remuneration of Rs. 10 or Rs. 15 p.m. for the extra work they had to do. As a result of this system of holding classes by shifts, the Committee were able to effect a large saving on the items of teachers' salaries, rent of school premises and furniture. The number of teachers taking shift classes, i. e., each one taking two classes of Infant standard was 313. If the Shift system had not been introduced, the Committee would have required 313 teachers more. Similarly, had the Shift system not been introduced, about 240 rooms would have been required to be engaged for the sitting accommodation for the Infant Classes and additional equipment would have been required. It will thus be seen that expenditure on the salaries of teachers, rent of rooms and furniture was saved to a great extent. It is estimated that in the year 1932-1933 the Committee has made a saving in expenditure of about Rs. 80,000 on account of the Shift System.

The Shift System.

63. The Committee have appointed one Local Committee for each of the seven wards of the City consisting of local residents of both the sexes. All these Committees hold regular meetings almost every month at which suggestions from various members for the improvement of the Municipal and Aided Schools are discussed, and forwarded to the Schools Committee, for consideration. One of the functions of these Committees is to try to increase the number of attending children in the schools in their respective wards. In this connection, it might be mentioned that the B Ward Local Committee held meetings of the parents and guardians and carried on propaganda successfully with a view to increase the number of children in schools for which the Committee sanctioned an amount of Rs. 50. The Committee appreciate the work done by all the Local Committees.

Local Committees.

64. There was no addition made to the number of school buildings, constructed at Municipal cost. The question of constructing at least one more building in F Ward was considered and the Committee decided to request the Municipal Commissioner to provide funds in the budget for the year 1933-1934 for the construction of a building on a portion of the plot of land at Parel, which was reserved as a playground for the students of the G. S. M. College. Failing to construct a building on this plot the Committee have decided to construct a building on the Mastan Tank plot which has already been reserved for a school building.

Municipal-owned School Buildings.

The Rahimtoola Currimbhoy School building which was constructed at Mahim out of the donation of a lakh of rupees, was occupied from April 1932 by the Mahim Urdu Boys' School.

65. During the year under report, the Municipal Schools followed tentatively the revised curriculum of studies approved by the Committee and followed in the year 1931-1932. The curriculum was further considered by a Sub-Committee of the Schools Committee in the light of the experience gained and a few changes were made therein. It is, however, thought that the whole course of studies up to and including the 4th standard could be compressed so as to be finished within a period of 4 years instead of 6 years, as at present, and the Sub-Committee has prepared an alternative curriculum which aims at finishing the studies of the Lower Primary standards within a period of four years only. This 4 years' curriculum has

Revised Curriculum of Studies.

generally been accepted and it would be introduced in the Municipal Schools after it receives the approval of the Municipal Corporation and of the Government.

66. A good deal of controversy took place on the selection of a suitable series of text books in the Municipal Urdu Schools. The Ferozeuddin series which was hitherto used in the Urdu Schools was discarded and the Committee decided to prescribe the Silsila-e-Asafia series by Moulvi Abdullakhan in the Urdu Schools as the latter series was found to be more suitable. The Director of Public Instruction was good enough to accord provisional sanction to the use of the series in the Municipal and Aided Urdu Schools.

67. The Committee appointed a Sub-committee for interviewing landlords of school premises with a view to secure reductions in the rentals of school premises. All the landlords were approached with an appeal to reduce the rentals in view of the fall in rents all over the City. As a result of the Sub-Committee's efforts, the rentals were reduced by an amount of Rs. 1,248 p.m., i.e. about Rs. 15,000 per year.

68. Since the passing of a resolution by the Corporation expressing their opinion that compulsory physical training should be imparted in all the Municipal Primary Schools, the Schools Committee have framed a course in physical training, suitable for children, i.e., seniors and juniors and the same was submitted to the Corporation for approval. The Corporation have now given their approval to the course submitted. In order that the school teachers should understand the course prescribed and the way in which training should be imparted, a book containing the explanations of the different exercises and the different games to be played in the school rooms, was printed in Marathi. A book in Gujarati and Urdu is also to be printed. With a view to train the teachers in the prescribed course, Training Classes for teachers were conducted under the supervision of the Scout Organiser and the Girl Guide Organiser and 51 men and 85 women Teachers were trained in the Classes. It is proposed to train all teachers under 40 years of age so that there would be a sufficient number of teachers in each school to look after this branch of instruction.

69. The Credit Co-operative Bank for the employees of the Schools Committee which was registered by the Registrar of the Co-operative Societies started its actual work from November 1932 and is progressing well. The employees of the Committee have been getting monetary help from this Bank in times of emergency.

VII.—THE STAFF.

70. There were some important changes in the staff of the Superintending officers during the year under report. Mr. H. G. Anjaria, M.A., LL.B., Superintendent, Gujarati Schools, who had put in a fairly long service of about 26 years retired from the 3rd December 1932, owing to superannuation and Miss S. Dallas, M.A., the then Assistant Lady Superintendent, Gujarati Girls' Schools, was appointed to his post. Mr. Anjaria combined in him the qualities of a good educationist and a capable officer and by dint of conscientious and careful work, he was successful in maintaining the Municipal Gujarati Schools at a high level of efficiency. Another retirement from the Officers' staff was that of Mr. N. G. Sambhus, Supervisor, Marathi Schools. He was a very old servant of the Schools Committee and had put in service of over thirty-six years on the date of his retirement which took place on 10th March 1933. He had been raised by the Committee from the teachers' rank to Supervisorship towards the end of his career and his long and faithful services did richly deserve that reward. Mr. A. A. Noorbhoy, B.A., and Mr. Mahomed Umer, M.A., who as remarked in the last year's report were acting respectively as Superintendent, Urdu Schools and Deputy Superintendent, Urdu Schools, in the arrangements consequent on the retirement of Mr. A. R. Bhaiji were confirmed in their respective posts from 1st April 1932. Mr. Mahomed Umer's designation was changed to that of Assistant Superintendent later on in the year.

During the year, the Schools Committee also effected certain changes in the Officers' establishment two of which deserve particular mention. One of these was the transfer of the post of Asstt. Superintendent in the Aided Schools Department to the Marathi side under the Superintendent, Marathi Schools. The other change was the conversion of the designation of

the Assistant Lady Superintendents of the Marathi, Gujarati and Urdu Schools into "Superintendents" of the Girls' Schools under their respective charges. The Assistant Lady Superintendents were for all practical purposes independent of the Superintendents of Boys' Schools for some years past and the change of their designation was a reform which was simply overdue.

The grades of pay of posts in the Superintending and Medical Inspection staff, etc. were also suitably revised with a view to effect retrenchment and an idea of the new grades introduced will be had by reference to Appendix E. These new grades will apply only to the new entrants to the posts mentioned.

71. Mention was made in the previous year's annual report, of the Committee's decision to centralise all the offices at the Gilder Tank Market Building. This decision was given effect to from 1st April 1932. All the offices under the Schools Committee having been now brought together under one roof, interdepartmental correspondence has been minimised and communication between the various offices has been facilitated. The centralisation of the offices has also resulted in some economy in the clerical and menial staff and in contingent expenditure.

72. The following table gives the number of visits paid by the Superintendents and their Inspection & Supervision staff to the schools under their charges :—

Serial No.	Name of officer.	Designation.	No. of visits paid.	REMARKS.
1	Mr. N. G. Limaye, B.A., L.T.	Supdt., Marathi Schools.	265	Was on leave from 4th May 1932 to 28th May 1932 and 2nd November 1932 to 23rd December 1932.
2	Mr. D. K. Ghanekar, B.A., L.T.	Asstt. Supdt., Marathi Schools.	97	Was on leave from 2nd June 1932 to 15th July 1932. On deputation to the Aided Schools Department from 10th September 1932 to 9th January 1933 and from 17th January 1933 to 31st March 1933.
3	Mr. S. B. Pendurkar.	Supervisor, Marathi Schools.	220	Was on leave from 17th January 1933 to 16th February 1933.
4	Mr. L. G. Girme.	Do.	326	
5	Mr. N. G. Sambhus.	Do.	283	Retired from 10th March 1933.
6	Mr. S. K. Athavle.	Acting Supervisor, Marathi Schools.	31	Acted from 10th October 1932 to 31st October 1932 only.
7	Mrs. Shantabai Kashalkar, B.A.	Supdt., Marathi Girls' Schools.	356	Was on leave from 5th May 1932 to 25th May 1933 and 10th October 1932 to 29th October 1932.
8	Miss Pachuben Khote, B.A.	Supervisor, Marathi Girls Schools.	281	Was on leave from 13th June 1932 to 30th July 1932 and 2nd December 1932 to 20th December 1932.
9	Mr. H. G. Anjaria, M.A., LL.B.	Superintendent, Gujarati Schools.	117	Retired from 3rd December 1932. Was on leave prior to retirement from 2nd October 1932.
10	Mr. Naranlal M. Bhat.	Supervisor, Gujarati Schools.	307	Was on leave from 16th May 1932 to 18th June 1932.
11	Miss S. Dallas, M.A.	Superintendent, Gujarati Girls' School.	250	Was on leave from 10th February 1932 to 12th July 1932.
12	Mr. A. Noorbhoy, B.A.	Superintendent, Urdu Schools.	335	Was on leave from 19th October 1932 to 18th November 1932.
13	Mr. Mahomed Umer, M.A.	Deputy Superintendent, Urdu Schools.	525	His designation and grade were changed to those of Assistant Superintendent from 7th December 1932.
14	Mrs. Fatma Begum.	Supdt., Urdu Girls' Schools.	247	Was on leave from 24th November 1932 to 23rd December 1932.
15	Mr. C. L. Bakschi, B.A., L.T.	Supdt., Aided Schools.	258	
16	Mr. G. M. Vaidya, M.A., S.T.C.	Asstt. Supdt., Aided Schools.	32	Was on long leave from 17th July 1932 to the end of the official year.
17	Mr. D. K. Ghanekar.	Do.	72	On deputation from the Marathi Department from 10th September 1932 to 9th January 1933 and from 17th January 1933 to 31st January 1933. Was on leave from 14th December 1932 to 23rd December 1932.
18	Mr. Noor Mahomed Shaikh Munir.	Supervisor, Aided Schools	489	
19	Mr. V. S. Joshi.	Teacher in charge of Handi- craft Classes, Store-room and Furniture repairing Workshop.	484	

73. The total number of ordinary teachers (excluding the 18 Gujarati teachers in Urdu Schools) increased from 1,992 to 2,125 during the year under report. The following table give the number of teachers as on 31st March 1933 maintained in the different sets of schools :—

Statement showing the number of Teachers actually working in the Department on 31st March 1933.

Side.	Total No. of posts of Teachers on 31-3-1933.					Total No. of teachers actually working on 31-3-1933.			
	Permanent.	Temporary, Provisional or Probationary.		Vacant due to deaths, resignation, retirement or forfeiture.	Total.	Permanent.	Temporary, Provisional or Probationary.	On vacant posts.	Total.
		Full-Timer.	Half-timer.						
Marathi Boys' Schools	783	100	21	904	783	100	7	890
Marathi Girls' Schools	329	64	4	397	329	64	393
Gujarati Boys' Schools & Classes ..	225	14	11	250	225	14	239
Gujarati Girls' Schools	135	4	2	141	135	4	139
Urdu Boys' Schools	220	35	6	261	220	41	261
Urdu Girls' Schools	109	44	153	109	44	153
Tamil and Kanarese Schools	8	11	19	8	11	19
Total ..	1,809	272	44	2,125	1,809	278	7	2,094

Percentage of trained teachers in the Department :—

In the Marathi Boys' Schools	46.9
In the Marathi Girls' Schools	50.4
In the Gujarati Boys' Schools	53.6
In the Gujarati Girls' Schools	73.7
In the Urdu Boys' Schools	60.5
In the Urdu Girls' Schools	26.1
In all the schools taken together	50.

Classification of posts of teachers as they stood on 31st March 1933 according to the qualifications of the incumbent.

Qualifications.	Marathi Schools.		Gujarati Schools.		Urdu Schools.		Tamil Schools.		Total.	
	Males.	Females.	Males.	Females.	Males.	Females.	Males.	Females.	Males.	Females.
3rd year trained	98	94	53	60	34	189	154
2nd " "	158	53	40	15	45	1	243	69
1st " "	168	53	41	29	79	39	288	131
Total trained ..	424	200	134	104	158	40	710	344
Unqualified (including qualified and Vernacular Finals) ..	101	40	23	..	33	10	157	50
Vernacular Finals	338	109	56	10	23	45	417	164
Non-Vernacular Finals	13	36	22	26	40	58	76	120
Other Tamil, Kanarese untrained, etc.	14	4+1K.	14	5
Total untrained ..	452	185	101	36	96	113	14	4+1K.	603	339
Graduates	4	4	..
Matrics	6	12	15	1	7	28	13
Other English qualified	18	18	..
Total English qualified ..	28	12	15	1	7	50	13
GRAND TOTAL ..	904	397	250	141	261	153	14	4+1K.	1,420	696

74. The number of Special Teachers and their classification is given in the following table:—

Subject.	Marathi and Tamil Schools.		Gujarati Schools.		Urdu Schools.		Total.	
	Boys.	Girls.	Boys.	Girls.	Boys.	Girls.	Boys.	Girls.
Drawing, Manual Training or Handicraft.	9	4½	8*	3½	7*	2	24	10
Drill and Scouting or Guiding.	9	4	6	3	6	3	21	10
Music	3½	8	2*	5½	5½	13½
Telugu Music	1	1	..
Sewing & Knitting	18	1½	6½*	..	8	1½	32½
Koran Teaching	1	1	..	5	1	6
Hindi	1	(half-timer).	1½	(half-timer).
Weaving	(half-timer).	..	(half-timer).	..
Gujarati Teachers in Urdu Schools. †—	18	..	18	..
Montessorie	1	..	1	2
Telugu	1	1	..
English Teachers	7	2*	6	1	..	3	13
Compositor	1	1	..
Total ..	24½	42½	21½	26½	32½	17½	78½	86½
						Grand Total ..		165

* 1 post is vacant.

† The Gujarati Teachers in Urdu Schools were not shown last year in this statement but were included in the ordinary teachers.

‡ He also works part-time in Gujarati Schools.

75. The total number of peons, hamals, call peons, etc., employed in the schools was 408 on 31st March 1933.

The total staff under the Schools Committee on 31st March 1933 was, therefore, as follows:—

	No. of persons.
The Secretary	1
Office Superintendent and Superintendent of Accounts	2
The Superintending staff	16
The Teacher in charge Handicraft Classes and Stores	1
The Medical Inspection Staff	4
The Dental Officer	1
The Junior Census Officer	1
The Scout Organiser	1
The Girl Guide Organiser	1
Headmaster, R.C. Training Institute & Assistants	3
Librarian of the Ladies' Library	1
Librarian, Teachers' Library	1
Haji Ismail Haji Yusuf Khatri Library staff	1
Staff of the Furniture Store	2
Clerical staff of the Secretary's office	36
Peons, Custodians, Hamals, etc. of the Secretary's office	23
Clerical staff of the Offices of the Superintendents of Aided Schools, Medical Inspectors, Census Department and furniture store	15
Peons Do. Do. Do. Do.	19
The Teaching staff in Schools (Ordinary)	2,125
Do. Do. (Special)	165
Peons, Hamals, Call boys, Custodians, Malis, etc., in schools	408§
Bus Drivers and cleaners	3
Grand Total	2,830

§ 60 of these are half-timers.

76. There were 19 cases of deaths of school teachers and menials and they were due mostly to tuberculosis, fevers, pneumonia and other diseases. 22 teachers retired during the year. Most of the teachers who died or retired had rendered long and faithful services although for lack of space, individual recognition of such service is not possible in this report.

77. In conclusion, it is necessary to make reference to the valuable work done by the several officers, the clerical staff and the teaching staff and to acknowledge that the progress achieved and the volume of work turned out during the year, as recorded in this report are only the result of their combined efforts. The Committee also particularly appreciate the painstaking efforts and the willing co-operation of the senior officers forming the central executive, who are mainly entrusted with carrying out the Committee's instructions.

THE SCHOOLS COMMITTEE'S OFFICE, }
Bombay, 30th August 1933. }

N. G. LIMAYE,
 Ag. Secretary, Schools Committee.

APPENDIX A.

Statement of Income and Expenditure of the " School Fund " for the year 1932-1933.

RECEIPTS.			EXPENDITURE.		
	Rs. a. p.	Rs. a. p.		Rs. a. p.	Rs. a. p.
1. Balance on 1st April 1932	20,711 3 7				
<i>Less</i> —Amount sent to the Municipal Commissioner as per Corporation Resolution No. 7666 of 28th November 1929.	711 3 7	20,000 0 0			
2. Fees from Municipal Schools		11,888 0 0	<i>A.—Schools.</i>		
3. Contribution from General Municipal Fund		31,30,202 11 3	1. Headmasters and teachers		19,72,898 3 9
4. Government Grant-in-aid towards Buildings	2. Servants		1,10,479 4 0
5. Interest on Trust and Endowment Funds and Deposits		6,952 7 1	3. Rent of School premises		4,43,846 13 10
6. Miscellaneous Receipts		2,809 1 11	4. Class Books		88 4 6
7. Pension Fund Subscription from the employees		4,058 11 0	5. School Furniture		293 7 0
			6. Prizes		929 5 11
			<i>7. CONTINGENCIES AND MISCELLANEOUS—</i>		
			A.—Scholarships in Schools	2,262 10 0	
			B.—Visual Instruction	481 15 9	
			C.—Boy Scout and Girl Guide	9,867 12 9	
			D.—Municipal Sports Week	887 12 9	
			E.—Miscellaneous Accounts	64,831 15 10	
					78,332 3 1
			8. Stipends to teachers under Training		1,908 5 0
			9. Superintendents and their Establishments		63,540 4 7
			10. Grant-in-Aid to Primary Schools		1,67,070 0 0
			11. Teachers' Library and Museum		1,701 13 6
			12. Medical Inspection		30,581 5 11
			13. Superintendent, Aided Schools and his Establishment		12,900 2 2
			14. Census Establishment		19,882 11 6
			<i>15. Free Reading Rooms and Libraries—</i>		
			A.—Public Reading Rooms	5,846 9 6	
			B.—Library for Ladies	3,122 8 0	
					8,969 1 6
			16. Pension, Gratuity and Compassionate Allowance		52,740 11 0
			17. Municipal Contribution towards Provident Fund		1,11,112 10 0
			<i>B.—Buildings.</i>		
			1. Repairs to Municipal School Buildings		9,914 11 3
			2. Petty additions to Municipal School Buildings		2,155 5 4
			Balance on 31st March 1933		80,566 3 5
					Total Rs. .. 31,75,910 15 3
Total Rs. ..		31,75,910 15 3			31,75,910 15 3

S. M. PALEKAR,
Superintendent of Accounts.

R. V. PARULEKAR,
Secretary, Schools Committee.

APPENDIX—B.

Balance Sheet of the "School Fund" for the year 1932-1933

ASSETS.				LIABILITIES.			
	Rs.	Rs. s. p.	Rs. s. p.		Rs. s. p.	Rs. s. p.	Rs. s. p.
Imperial Bank of India, Government, etc., Paper Deposit Account—				Deposit Account			9,774 4 3
1. Trust Fund Investment Securities—				Unclaimed Wages Deposit Account			3,194 8 0
3½ per cent. Government Loan (1842-43)	37,300			Donation re: Scholarships to Urdu Girls			504 0 0
3½ per cent. Government Loan (1954-55)	3,200			Harkisandas Brijlal Prize Fund—			
3½ per cent. Government Loan (1900-01)	13,000			Principal	600 0 0		
3½ per cent. Government Loan (1865)	1,000			Interest	29 2 3		629 2 3
3½ per cent. Government Loan (1879)	1,000			Dr. Blaney Prize Fund—			
5 per cent. Indian War Loan (1929-47)	2,900	55,500 0 0	55,500 0 0	Principal	1,800 0 0		
5 per cent. Tax Free Loan (1945-55)	22,300	25,200 0 0	25,200 0 0	Interest	78 0 8		1,878 0 8
				Madhaodas Ragnathdas Prize Fund—			
4½ per cent. Loan (1955-60)	12,600 0 0	12,600 0 0	12,600 0 0	Principal	500 0 0		
6½ per cent. Bombay Development Loan (1935)	900 0 0	900 0 0	900 0 0	Interest	17 4 0		517 4 0
4 per cent. Bombay Municipal, 24½ Lacs Loan (1943)	1,000			Jivcore Lalubhai Scholarship and Prize Fund—			
4 per cent. Bombay Municipal 70 Lacs Loan (1974)	20,000	30,000 0 0	30,000 0 0	Principal	3,000 0 0		
6 per cent. Bombay Municipal 160 Lacs Loan (1954)	35,000	35,500 0 0	35,500 0 0	Interest	95 0 0		3,095 0 0
6 per cent. Bombay Municipal 40 Lacs Loan 1930 (1950-80)	500	28,500 0 0	28,500 0 0	Bachubai S. Bengali Prize Fund—			
4 per cent. Port Trust Bonds		1,000 0 0	1,000 0 0	Principal	1,200 0 0		
1 Share of the Ahmedabad Commercial Mills, Co., Ltd.		30,000 0 0	30,000 0 0	Interest	63 2 8		1,263 2 8
				Lady Hardinge Prize Fund—			
Securities from Contractors—				Principal	1,000 0 0		
6½ per cent. B.D.D. Loan (1935)		300 0 0	300 0 0	Interest	100 5 4		1,700 5 4
				R. S. Taki Scholarship and Prize Fund—			
3. Surplus Cash Investment Securities—				Principal	1,100 0 0		
3½ per cent. Government Loan (1900-01)	5,000			Interest	58 4 0		1,158 4 0
3½ per cent. Government Loan (1842-43)	6,200	11,200 0 0	10,801 0 0	War Loan Prize Fund			
At Face value	1,08,700 0 0	1,08,301 0 0	1,08,301 0 0	Principal	3,800 0 0		
				Interest	248 15 0		4,048 15 0
Chief Accountant, Bombay Municipality (Deposit re: Provident Fund Investment)			15,55,922 0 0	Rambhobai Laldas Prabhudas Scholarship and Endowment Fund—			
				Principal	10,000 0 0		
				Interest	150 0 0		10,150 0 0
				Paramanand Raja Endowment Fund			13,800 0 0
				Vallbai Vallabhdas Endowment Fund			20,000 0 0
				Nagardas Ragnathdas Scholarship and Endowment Fund—			
				Principal	23,000 0 0		
				Interest	181 0 0		23,181 0 0
				Navalbai Ragnathdas Scholarship Fund—			
				Principal	2,800 0 0		
				Interest	265 0 1		3,065 0 1
				Madhavrao Rokde Free School Endowment Fund			27,800 0 0

Advances—

(a) To Officials—			
Secretary, Schools Committee	150	0	0
Superintendent, Aided Schools	40	0	0
,, Urdu Schools (for Cinema)	20	0	0
Special Attendance Officer	30	0	0
Headmaster, R. C. Training Institute	25	0	0
Paral School Handicraft Class	10	0	0
Supervisor, Drawing and Handicrafts	15	0	0
Girgaum Clock Repairing Class	20	0	0
Lady Librarian	10	0	0
Madanpura Urdu Boys' Weaving Class	20	0	0
Headmaster, Foras Road Marathi School (for Manual Training Class)	20	0	0
Librarian, Kamathipura Library	2	8	0
Scout Organiser	20	0	0
Girl Guide Organiser	10	0	0
Librarian, Teachers' Library	10	0	0
Headmaster, Teachers' Training Class	10	0	0
Headmaster, Nalgaum Road Marathi School (for Tailoring Class)	10	0	0
Medical Inspector	15	0	0
			437 8 0
(b) Advances to Head Teachers—			
Marathi Schools	1,713	15	0
Gujarati Schools	678	7	0
Urdu Schools	837	10	0
			3,230 0 0
			3,667 8 0
Bank and Cash Balances—			
Balance at Bank	91,783	4	0
In the Office Treasury	189	3	1
			91,972 7 1
Total Rs. ..	18,49,862	15	1

S. M. PALEKAR,
Superintendent of Accounts,

N. G. Velinkar Scholarship and Prize Fund—			
Principal	1,100	0	0
Interest	51	8	8
			1,151 8 8
Jalmibhai Peerbhai Girls' School Trust Fund			
Thakkar Peraj Padamsi Lohana Kanyashala Prize and Endowment Fund—			
Principal	8,000	0	0
Interest	60	0	0
			8,060 0 0
Parvatibai Dwarkadas Prize Fund—			
Principal	200	0	0
Interest	23	4	8
			223 4 8
Golden Jubilee of the S.S. Bengali Girls' School Trust Fund—			
Principal	5,000	0	0
Interest	274	0	0
			5,274 0 0
Dwarkadas Tribhuvandas Garba Party Lahani Prize Fund—			
Principal	2,500	0	0
Interest	149	10	0
			2,649 10 0
Ratansi Mujji Scholarship and Endowment Fund—			
Principal	10,000	0	0
Interest	125	0	0
			10,125 0 0
Manakbal Ratansi Prize Fund—			
Principal	1,000	0	0
Interest	39	8	0
			1,039 8 0
Dwarkadas Tribhuvandas Prize Fund—			
Principal	2,500	0	0
Interest	174	10	0
			2,674 10 0
Rahimtulla Currimbhoy Training Institute for Women Scholarship Fund—			
Principal	18,000	0	0
Interest	3,552	1	1
			21,552 1 1
Padmabai Quran Sharif School Trust Fund			
Jesharam Premji Gujarati School Trust Fund			
Bai Khoshedbai Dorabji Prize Fund—			
Principal	500	0	0
Interest	24	2	0
			524 2 0
Bai Gulabai Haribhai Shah Prize Fund—			
Principal	900	0	0
Interest	96	12	11
			996 12 11
Cash Deposits from Contractors			
Government Paper Deposit from Contractors			
Provident Fund Account—			
Contributory Provident Fund	15,82,610	7	0
Non-Contributory Provident Fund	31,546	15	0
			15,14,157 6 0
			15,60,100 0 6
Less—Advances to Subscribers			
Insurance Premia out of Provident Fund			
			236 3 0
			80,566 3 5
Income-Tax			
Excess of Receipts over Expenditure on 31st March 1933			
			18,49,862 15 1
Total Rs. ..	18,49,862	15	1

R. V. PARULEKAR,
Secretary, Schools Committee.

APPENDIX C.

Race.	1931-32.			1932-33.		
	Municipal	Aided.	Total.	Municipal	Aided.	Total.
Jews	297	579	876	304	579	883
Europeans and Eurasians	1	1	2	..	2
Portuguese and Indian Christians	644	399	1,043	451	365	816
Hindus	45,151	6,848	52,000	46,288	7,080	53,368
Mahomedans	12,122	6,313	18,435	12,431	6,438	18,800
Buddhists
Parsis	268	4,195	4,463	256	4,041	4,297
Sikhs and Others	1,389	7	1,396	1,413	8	1,421
Jains	1,325	555	1,880	1,203	648	1,851
Total ..	61,196	18,897	80,093	62,348	19,159	81,507

THE SCHOOLS COMMITTEE'S OFFICE,
BOMBAY, 30th August 1933.

N. G. LIMAYE,
Ag. Secretary, Schools Committee.

APPENDIX—D
THE PROGRESS OF PRIMARY EDUCATION IN BOMBAY.
A.—Under the Joint Schools Committee.

Year.	No. of Schools.	Increase or decrease as compared with previous year.	No. of pupils.	Increase or decrease as compared with previous year.	Expenditure on salaries of teachers and servants.	Expenditure on rent.	Total expenditure including miscellaneous expenditure.	Increase or decrease as compared with previous year.
					Rs.	Rs.	Rs.	Rs.
*1890-91	62	6,134	45,000	19,000	81,861	
†1903-09	102	+ 40	10,314	+ 4,180	1,35,931	58,422	1,54,868	+ 1,73,027
					(Approximately.)			

*Being the first year of the Joint Schools Committee.

†Being the last year of the Joint Schools Committee.

B.—Under the (Municipal) Schools Committee from year to year

1910-11	127	+ 13	13,255	+ 1,696	1,74,839	62,207	3,30,890	+ 42,688
1911-12	142	+ 15	15,861	+ 2,606	1,84,249	76,560	3,38,263	+ 7,373
1912-13	160	+ 18	16,746	+ 885	2,00,922	86,002	3,78,088	+ 30,825
1913-14	174	+ 14	18,846	+ 2,100	2,31,086	1,02,751	4,37,816	+ 59,728
1914-15	179	+ 5	18,046	— 800	2,52,901	1,14,618	4,77,963	+ 40,147
1915-16	183	+ 4	21,669	+ 3,623	2,65,460	1,20,192	5,02,173	+ 24,210
1916-17	195	+ 12	23,987	+ 2,318	3,05,155	1,32,913	5,08,398	+ 66,225
1917-18	211	+ 16	28,377	+ 4,390	3,87,829	1,63,197	6,95,243	+ 1,26,845
1918-19	233	+ 22	26,832	— 1,545	4,77,007	1,96,796	8,53,437	+ 1,58,194
1919-20	250	+ 17	28,228	+ 1,396	8,63,026	2,15,809	12,87,211	+ 4,33,774
1920-21	273	+ 23	32,211	+ 3,983	11,01,110	2,37,086	15,01,298	+ 3,04,087
1921-22	298	+ 25	35,062	+ 2,851	12,97,036	2,72,465	19,63,573	+ 3,72,275
1922-23	334	+ 36	36,840	+ 1,778	14,92,310	3,56,536	22,23,892	+ 2,60,310
1923-24	333	— 1	39,987	+ 3,147	16,11,058	4,14,703	24,38,974	+ 2,15,082
1924-25	337	+ 4	37,816	— 2,171	16,08,063	4,08,386	23,46,550	— 92,424
1925-26	343	+ 6	43,063	+ 5,247	16,28,489	4,68,510	25,44,099	+ 1,97,540
1926-27	345	+ 2	47,087	+ 4,024	17,38,553	4,94,216	30,33,991	+ 4,89,892
1927-28	344	— 1	50,249	+ 3,162	18,55,332	4,77,955	29,60,599	— 83,391
1928-29	341	— 3	49,659	— 590	19,40,727	4,76,459	30,12,213	+ 61,614
1929-30	326	— 15	51,710	+ 2,051	19,01,154	4,54,323	29,68,294	— 43,919
1930-31	330	+ 4	56,093	+ 4,383	19,67,139	4,46,241	30,68,579	+ 1,00,285
1931-32	349	+ 19	61,196	+ 5,103	20,78,666	4,28,576	31,59,992	+ 91,413
1932-33	350	+ 1	62,348	+ 1,152	20,83,377	4,43,846	31,75,910	+ 15,918

THE SCHOOLS COMMITTEE'S OFFICE,
 BOMBAY, 30th August 1933.

N. G. LIMAYE,
 Ag. Secretary, Schools Committee.

Appendix E.

Table showing the grades of salaries of the employees under the Schools Committee, as in force on the 31st March 1933.

Kind of Employees.	Scale of salaries.	REMARKS.
<i>Superintending Staff.</i>		
	Rs.	
Superintendents	300-20-400	Rs. 75 p.m. to those owning motor cars.
	+50 C.A.	
	225-15-300	New grade for new recruits.
	+50 C.A.	
Medical Inspectors	270-10-380	New grade for new recruits.
	+40 C.A.	
Assistant Lady Superintendents ..	220-10-270	Rs. 75 p.m. to those owning motor cars.
	+50 C.A.	
	175-10-225	New grade.
	+30 C.A.	
Assistant Superintendents	220-10-270	New grade.
	+30 C.A.	
Deputy Superintendents	175-10-225	Grade abolished.
	+30 C.A.	
Assistant Medical Inspectors ..	180-10-220	New grade.
	+30 C.A.	
	175-5-225	
	+30 C.A.	
Supervisors and Assistant Special Attendance Officers.	130-10-180	Lady Supervisor gets Rs. 30 p.m. C.A.
	+20 C.A.	
	125-5-175	New grade.
	+20 C.A.	
Assistant Medical Inspector with qualifications lower than L.M. & S. or M.B.B.S.	95-5-120	
	+30 C.A.	
Head Clerks	150-5-190	
Clerks	60-5-150	For new recruits.
	55-4-115-5-140	
<i>Teachers.</i>		
Headmaster, R. C. Training Institute ..	180-5-220	For new recruits, 175-5-220. The question of revising this grade is under consideration.
Assistant, R. C. Training Institute	1st 145-5-195	125-5-175 New grade.
	2nd 145-5-175	

Kind of Employees.	Scale of salaries.	REMARKS
Scout Organiser	Rs. 150 (fixed) + 25 Duty Allow.	100 (fixed) <i>plus</i> Rs. 30 D. A. New grade.
Girl Guide Organiser	70-4-150 + 25 Duty Allow.	Rs. 100 (fixed) <i>plus</i> Rs. 30 D-A.
Graduates	100-5-150	Grade abolished.
Graduates with S. T. C. Diploma	125-5-175	Grade abolished.
*3rd Year Trained, Drill, Drawing, Music, and Matriculated English Lady Teachers	70-4-150 70-3-130	For old employees. For new recruits appointed after 14th August 1930.
*2nd Year Trained and Sewing Teachers and Non-Matriculated English Lady Teachers.	60-3-120	60-2-100-3-130 for new recruits. (Selection bar at 100).
*1st Year Trained	55-2-95	50-1-60-2-70 for new recruits.
*Qualified	55-1½-85	Grade abolished.
*Untrained .. { V. F. passed	40-1-65	35-1-55.
{ Unpassed	30-1-45	30-1-40.
Matriculated Teachers	60-3-120	50-1-70 New grade.
<i>Lower Service.</i>		
Peons in Office	22-½-27	22-½-27.
Peons and Hamals in Schools	20-1-27	20-1-27

*N.B.—For all new recruits to be engaged from 14th August 1930, new grades are to be given. (*Vide* Corporation Resolution No. 3657 of 14th August 1930.)

THE SCHOOLS COMMITTEE'S OFFICE,
BOMBAY, 29th August 1933.

N. G. LIMAYE,
Ag. Secretary, Schools Committee.

Appendix F.

STATEMENT showing the New Schools opened during the last five years and their progress

Name of School.	The year when it was opened and the number of pupils on roll at the end of that year and the succeeding years.					
	1928-29.	1929-30.	1930-31.	1931-32.	1932-33.	
Lady Jamshedji Road Girls'			Dadar Kumbharwada Girls' School was split into two schools in Sept. 1930.	368	401	410
Thakurdwar Branch in Zaoba's Oart	149	140	187	
Kalachowki Marathi Girls'	102	155	
Cumballa Hill Boys'	121	150	
Love Lane Boys'	164	194	
Manaji Rajuji Boys' Class	48	47	
Girgaum Marathi Girls' Class	84	117	
Tilak Bridge Marathi Boys' School	163	
Tardeo Class	75	
Arthur Bridge Marathi Class	64	
Koliwada Marathi Class	48	
Girgaum Marathi Class	104	
Fort Kanarese School	85	
Lamington Road Marathi Girls' Class	73	
<i>Gujarati Schools.</i>						
Ghodapdeo Class	33	21	16	9	
		(Closed from	1-4-1933).			
New Nagapada Class	24	25	21	16	
		(Closed from	1-4-1933).			
Worli Class	20	19	21	
Arthur Road Boys' School	100	119	
Umerkhadi Boys'	84	80	
Naigaum (B. D. D. Chawl) Class	32	31	
Lower Mahim Class	61	84	
Annesley Road Class	40	
Tardeo	14	
Tadwady	51	
Lamington Road Central School	111	
Sankli Street English Vernacular Class	74	
<i>Urdu Schools.</i>						
Antop Hill Class	22	25	31	40	
Naigaum Class	40	86	112	100	
Bhawanishankar Road Class	41	37	30	24	
Ambewady Class	46	50	22	
Wanjewady Class	86	136	117	
Worli (B. D. D. Chawl) Class	55	63	
		(Made na independent school).				
Love Lane Class	15	52	65	
Mount Road Class	70	91	108	
Bhendibazar Class	10	31	
Foras Road I. Trust Chawl Class	34	29	
Carrol Road Urdu Class	54	54	
Chinchbunder Urdu Class	27	30	
Dadar Ry. Station Urdu Class	33	37	
Lalbaug Urdu Class	53	35	
Dharavi Kala Killa Class	21	106	
Chaupatty Urdu School	31	65	
Worli Urdu Boys' School	88	
Imamwada Girls' School	40	
Bhavanda Class	40	
<i>Tamil and Malayalam.</i>						
Naigaum Tamil Class	21	45	
Lady Hardinge Road Tamil Class	26	70	
Worli Telugu Class	53	103	

THE SCHOOLS COMMITTEE'S OFFICE,
Bombay, 29th August 1933.

N. G. LIMAYE,
Ag. Secretary, Schools Committee.

SCHOOLS COMMITTEE'S ADMINISTRATION REPORT

FOR

1932-33.

Appendix G—(1).

List of the Bombay Municipal Schools.

PRIMARY SCHOOLS IN BOMBAY

Annexed to Report

Serial No.	Description.	Name of the School.	Locality.	No. of Pupils on roll on 31st March 1933.			Average attendance.	No. of Teachers.		
				Boys.	Girls.	Total.		Males.	Females.	Total.
WARD										
1	Marathi ..	Colaba Boys' School ..	Colaba Causeway ..	405	91	496	399	16	..	16
2	" ..	Colaba Night School ..	Do. ..	28	..	28	14	1	..	1
3	" ..	Fort Boys' School ..	Frere Road, Kumtha Street, Fort ..	202	34	236	168	7	..	7
4	" ..	Crawford Market Boys' School	Sitaram Building, Phalton Road ..	75	15	90	89	4	..	4
5	" ..	Lord Harris Boys' School ..	Municipal Building, Near Gokuldas Tejpal Hospital, Carnac Road.	340	..	340	261	12	..	12
6	" ..	Lord Harris Girls' School ..	Do. do.	120	120	83	..	4	4
7	Kaneres ..	Fort Girls' School ..	65, Cowasji Patel Street, Fort ..	40	45	85	74	..	1	1
1	Gujarati ..	Fort Boys' School ..	Old Modikhana ..	43	23	66	43	3	..	3
2	" ..	Rambhabai Girls' School	Manordas Street, Fort ..	47	70	117	85	..	3	3
1	Urdu ..	Colaba Boys' School ..	Colaba Causeway ..	68	13	81	68	3	..	3
2	" ..	Fort Boys' School ..	Old Modikhana Road ..	62	47	109	74	1	3	4
WARD										
1	Marathi ..	Madhavrao Rokde Boys' School	Municipal Building, Mandvi ..	300	..	300	256	10	..	10
	" ..	Chinch Bunder Boys' School ..	Sherrif Mansion, Sandhurst Road, Bombay No. 9.	180	28	217	164	6	..	6
3	" ..	Nutan Dongri Boys' School ..	East Jall Road, Opp. Noor Baug..	148	38	186	143	7	..	7
4	" ..	Dongri Boys' School ..	Municipal Building, P. O. Umerkhandi.	168	..	168	134	7	..	7
5	" ..	Mandvi Girls' School ..	Municipal Building, Mandvi ..	2	102	104	80	..	4	4
6	" ..	Dongri Girls' School ..	Municipal Building, Baboola Tank Road.	1	180	181	158	..	7	7
1	Gujarati ..	K. K. Mandvi Boys' School	Dongri Street ..	171	..	171	106	6	..	6
2	" ..	Umerkhandi Boys' School	Umerkhandi 1st Lane..	56	24	80	50	3	..	3
3	" ..	Walpakhadi Boys' School	Walpakhadi ..	162	77	239	153	7	..	7
4	" ..	Barbhai Moholla Class	Barbhai Moholla ..	40	..	40	19	1	..	1
5	" ..	Tadwadi Class ..	Tadwadi ..	30	21	51	35	2	..	2
6	" ..	Jeraj Pirbhoy Girls' School	Sandhurst Road, Umarkhandi ..	65	32	97	67	1	3	4
7	" ..	Mandvi Girls' School ..	Near Carnac Bridge, Mandvi	95	95	50-6	..	3	3
8	" ..	Masjid Bunder Girls' School	Musjid Bunder Road ..	16	65	81	42	..	3	3
9	" ..	Nagdevi Girls' School ..	Nagdevi Street ..	16	119	135	81-3	..	3	3
10	" ..	Peraji Padamsi Girls' School	Samuel Street	253	253	120-4	..	8	8
1	Urdu ..	Bengalipura Boys' School	Carnac Road ..	96	..	96	74	3	..	3
2	" ..	Imamwada Boys' School	Jall Road ..	185	..	185	149	7	..	7
3	" ..	Jafferbhoy Rehemtullah Boys' School.	Sandhurst Road ..	231	..	231	156	6	..	6
4	" ..	Khoja Mohalla Boys' School	Khoja Mohalla, Tantanpura Street.	188	..	188	139	5	..	5
5	" ..	Kolsa Mohalla Boys' School	Kolsa Mohalla, Phydhowni Road..	48	9	57	43	2	..	2

WITH DETAILS—MUNICIPAL SCHOOLS.

for 1932-1933.

Annual Expenditure for the year 1932-33.					Average Expenditure per head.	Result of the IV Standard Certificate Examination.		
Teachers' salaries.	Pay of other servants.	Rent, if any.	Contingencies.	Total.		Appeared.	Passed.	Percentage of passed pupils.
A.								
Rs. a.	Rs. a.	Rs.	Rs. a.	Rs. a.	Rs. a.			
9,531 0	531 0	2,122	125 0	12,362 0	25 0	24	33	97%
408 0	92	500 0	13 0
8,972 0	330 0	1,320	80 0	10,102 0	42 0	13	13	100%
3,495 0	287 0	1,020	54 0	4,856 0	54 0
3,406 0	557 0	Municipal Building.	1,378 0	10,341 0	30 0	49	40	100%
4,831 0	303 0	Do.	52 0	5,186 0	43 0	11	11	100%
120 0	30 0	15 0
2,254 0	264 0	1,200	60 0	3,778 0	57 0	5
2,100 4	275 10	1,080	50 15	3,596 13	30-11-10	1	1	100%
2,522 3	668 4	504	112 15	3,807 6	47 0	1	1	100%
4,708 6	875 5	2,100	50 9	7,243 4	66 0	7	7	100%
B.								
4,608 0	436 0	Municipal Building.	183 0	8,227 0	27 0	21	21	100%
4,631 0	150 0	1,740	131 0	6,652 0	30 0	16	16	100%
5,537 0	337 0	1,440	55 0	7,369 0	39 0
9,929 0	508 0	500	75 0	11,012 0	65 0	25	25	100%
3,488 0	255 0	Municipal Building.	54 0	3,707 0	36 0	2	2	100%
4,711 0	308 0	1,380	61 0	6,460 0	36 0	12	10	83%
3,860 0	240 0	1,080	75 0	6,155 0	36 0	16
1,486 0	720	115 0	2,921 0	29 0
2,986 0	331 0	73 0	3,391 0	14 0	9
1,028 0	816	99 0	2,843 0	71 0
....	3 0
2,971 6	648 0	1,560	50 8	5,229 14	53 9	3	3	100%
2,373 9	303 12	46 10	3,023 15	31 0	1	1	100%
2,752 9	257 5	1,060	49 14	4,119 12	50 12
2,769 0	303 12	2,000	54 0	5,126 12	38 0	3	3	100%
8,362 0	578 0	2,880	88 0	11,908 0	41 0
4,840 15	1,800	118 4	6,759 3	70 0	6	6	100%
5,957 9	355 0	Municipal Building.	77 6	6,389 15	34 0	13	10	77%
6,919 3	342 5	70 6	7,331 14	31 0	10	8	80%
7,436 15	274 9	1,680	70 3	9,461 11	50 0	11	10	91%
1,261 4	111 14	1,077 12	102 2	2,553 0	44 0

Serial No.	Description.	Name of the School.	Locality.	Number of Pupils on Roll on 31st March 1932.			Average attendance.	Number of Teachers.		
				Boys.	Girls.	Total.		Males.	Females.	Total.
WARD										
6	Urdu ..	Nishanpada Boys' School	Nishanpada Road ..	52	44	96	61	2	1	3
7	" ..	Padmabai Quaran Shariff Boys' School.	Chukla Street..	63	32	95	73	4	1	5
8	" ..	Bangari Mohalla Boys' School	Sarang Street ..	130	..	130	107	4	..	4
9	" ..	Bengalipura Girls' School	Carnac Road	75	75	49	..	3	3
10	" ..	Chhattri Sarang Girls' School.	Chhattri Sarang, Nishanpada Road.	..	163	163	117	..	6	6
11	" ..	Imamwada Girls' School	Jail Road, Babula Tank	56	56	36	..	2	2
12	" ..	Khoja Mohalla Girls' School	Tantanpura Street ..	8	92	100	74	..	4	4
13	" ..	Kolsa Mohalla Girls' School	Nishanpada Road	136	136	104	..	5	5
14	" ..	Memonwada Girls' School	Sandhurst Road	240	240	168	..	9	9
15	" ..	Bangari Mohalla Girls' School	Sarang Street	166	166	119	..	4	4
16	" ..	Bhendi Bazar Class	Bhendy Bazar ..	21	10	31	25	1	..	1
17	" ..	Chinch Bunder Class	Noor Bagh ..	16	14	30	20	1	..	1
WARD										
1	Marathi ..	Dhobitalao Boys' School	Naka of Queen's Road and Princess Street, Bombay No. 2 ..	78	27	105	78	3	..	3
2	" ..	Kalbadevi Boys' School	Angre's Wada, Kalbadevi Road, Bombay No. 2.	172	..	172	152	5	..	5
3	" ..	Navi Vadi Boys' School	Dadi Aglari Lane, Phanaswadi Naka, Bombay No. 2.	461	52	513	358	16	..	16
4	" ..	Thakordwar Boys' School	Near Thakordwar Post Office, Girgaon Road, Bombay No. 2.	537	64	601	398	23	..	23
5	" ..	Sutar Lane Boys' School	Sutar Lane, Khetwadi Lane, Bombay, No. 4.	145	41	186	156	6	..	6
6	" ..	Nalbazar Boys' School	Near Crown Cinema, Bhana Valji's Building, Bombay No. 4.	163	20	183	110	5	..	5
7	" ..	Parmanand Raja Boys' School	2nd Lane, Durgadevi Kumbharwada, Bombay No. 4.	277	..	277	218	6	..	6
8	" ..	Kalbadevi Girls' School	Angre's Wada, Kalbadevi Road, Bombay, No. 2.	..	104	104	63	..	3	3
9	" ..	Navi Vadi Girls' School	Dadi Aglari Lane, Phanaswadi Naka, Bombay No. 2.	12	303	315	205	..	13	13
10	" ..	Thakordwar Girls' School	Near Thakordwar Post Office, Girgaon Road, Bombay No. 2.	..	346	346	296	..	14	14
11	" ..	Sutar Lane Girls' School	Sutar Lane, Khetwadi Street, Bombay No. 4.	14	147	161	120	..	5	5
12	" ..	Durgadevi Girls' School	Opp. Northbrooke Garden, Bombay No. 4.	15	182	197	142	..	6	6
1	Gujarati ..	Bhuleshwar Central Boys' School	Bhuleshwar Road ..	511	..	511	343	17	..	17
2	" ..	Buddhivardhak Boys' School	Kalbadevi Road ..	404	..	404	330	12	..	12
3	" ..	C. P. Tank Boys' School	Thakordwar Road ..	299	..	299	246	9	..	9
4	" ..	Jestaram Premji Boys' School	Durgadevi Road ..	157	..	157	124	4	..	4
5	" ..	Kamathipura Boys' School	Kamathipura 3rd Lane ..	101	37	138	71	5	..	5
6	" ..	Kapad Bazar Boys' School	Shaikh Memon Street ..	303	..	303	198	8	..	8
7	" ..	Lord Harris Boys' School	Princess Street ..	340	..	340	210	11	..	11
8	" ..	Mazagaon Boys' School	Matharpakhadi ..	55	26	81	52	3	..	3
9	" ..	Nagardas R. Boys' School	Cavel, Gaiwadi ..	397	..	397	300	12	..	12
10	" ..	Nalbazar Boys' School	Opp. Nalbazar Round Temple ..	294	..	294	193	11	..	11
11	" ..	Princess Street Boys' School	Princess Street ..	56	4	60	42	2	..	2
12	" ..	Bhuleshwar Girls' School	Bhuleshwar Road	453	453	270-4	..	11	11

Annual Expenditure for the year 1932-33.					Average Expenditure per head.	Result of the IV Standard Certificate Examination.		
Teachers' salaries.	Pay of other servants.	Rent, if any.	Contingencies.	Total.		Appeared.	Passed.	Percentage of passed pupils.
B—contd.								
Rs. a.	Rs. a.	Rs. a.	Rs. a.	Rs. a.	Rs. a.			
3,220 9	268 15	1,080 0	51 15	4,621 7	48 0
3,746 15	261 4	780 0	54 12	4,842 15	50 0
3,575 12	1,500 0	103 12	5,185 8	39 0 9	9	100%
2,932 14	287 7	50 15	3,271 4	43 0
5,771 7	298 5	900 0	61 9	7,031 5	43 0
....	Municipal Building.	8 15
1,579 0	272 1	960 0	51 15	2,863 0	29 0 5	5	100%
2,420 6	390 2	821 4	57 9	3,689 5	27 0
5,836 10	571 8	Municipal Building.	96 5	6,304 7	26 0 9	9	100%
1,261 8	254 6	1,200 0	51 15	2,767 13	10 0
708 0	252 0	81 13	1,036 13	33 0
....	252 0	99 5	351 5	10 0
C.								
1,750 0	286 0	1,356 0	49 0	3,441 0	32 0
4,034 0	1,200 0	124 0	5,358 0	31 0 21	17	80%
13,154 0	501 0	3,780 0	136 0	17,571 0	34 0 50	50	100%
10,790 0	688 0	6,960 0	198 0	24,626 0	41 0 73	73	100%
4,564 0	289 0	1,750 0	57 0	6,660 0	36 0 25	24	96%
6,789 0	280 0	2,580 0	57 0	9,706 0	53 0 10	10	100%
6,187 0	1,560 0	61 0	7,828 0	28 0 8	8	100%
2,544 0	303 0	1,110 0	48 0	4,005 0	38 0 7	7	100%
11,047 0	628 0	3,600 0	89 0	15,364 0	49 0 34	28	82%
13,619 0	Rent included in Boys School. 1,836 0	104 0	13,723 0	39 0 52	49	94%
3,969 0	342 0	1,836 0	49 0	6,196 0	38 0 11	11	100%
5,176 0	272 0	1,344 0	68 0	6,860 0	35 0 4
19,539 0	924 0	156 0	20,619 0	40 0 92	91	99%
14,827 0	315 0	4,050 0	94 0	19,287 0	58 0 61	49	96%
10,176 0	303 0	3,072 0	74 0	13,626 0	46 0 50
7,289 0	313 0	2,160 0	61 0	9,814 0	62 0 17	17	100%
3,596 0	1,726 0	1,560 0	90 0	6,971 0	50 0 8	4	50%
10,069 0	261 0	2,800 0	50 0	13,181 0	53 0 44
11,554 0	670 0	3,960 0	83 0	16,273 0	47 0 50
2,646 0	960 0	105 0	3,711 0	45 0 5
12,470 0	305 0	2,295 0	109 0	15,180 0	38 0 65	58	89%
10,984 0	605 0	97 0	11,686 0	9 0 36	35	97%
2,136 0	708 0	56 0	2,941 0	49 0
13,573 1	893 0	137 9	14,598 10	32-3-8 27	26	89%

Serial No.	Description.	Name of the School.	Locality.	No. of Pupils on roll on 31st March 1933.			Average attendance.	No. of Teachers.			
				Boys.	Girls.	Total.		Males.	Females.	Total.	
WARD											
14	Gujarati ..	O. P. Tank Girls' School	Kumbhar Tukda	212	112	126	..	5	5	
15	" ..	Jestaram Premji Girls' School	Durgadevi Road	108	108	69	..	4	4	
16	" ..	Kalbadevi Gulabai Girls' School.	Kalbadevi Road	513	513	356-2	..	14	14	
17	" ..	Kapad Bazar Girls' School	Naka of Ganeshwadi	324	324	186-8	..	7	7	
18	" ..	Kilka Street Girls' School	Gulawadi	1	168	199	145-7	1	6	7
19	" ..	Nall Bazar Girls' School	Nall bazar	223	223	158-4	..	7	7	
20	" ..	Princess Street Girls' School	Princess Street	236	236	158	..	6	6	
21	" ..	Vaibai Girls' School	Dady Seth Agari Lane	477	477	317-7	1	15	16	
1	Urdu ..	Ali Umar Street Boys' School.	Ali Umar Street	30	21	51	43	2	..	2
2	" ..	Ghoghari Mohalla Boys' School	Ghoghari Mohalla, Masjid Street..	..	55	..	55	48	2	..	2
3	" ..	Islampura Boys' School	Khetwadi Main Road	79	47	126	90	3	1	4
4	" ..	Khara Talao Boys' School	Khara Talao, Khoja Street	122	..	122	90	4	..	4
5	" ..	Mutton Street Boys' School	Mutton Street	73	..	73	52	2	..	2
6	" ..	Nall Bazar Boys' School	Nall Bazar Road	185	2	187	152	6	..	6
7	" ..	Nizampura Boys' School	Nizampura, Masjid Lane	239	..	239	200	10	..	10
8	" ..	Princess Street Boys' School	Princess Street	75	..	75	52	2	..	2
9	" ..	Chimnabutter Girls' School	Chimnabutter	180	180	116	..	5	5	
10	" ..	Goghari Mohalla Girls' School.	Ghoghari Maholla, Masjid	99	99	68	..	4	4	
11	" ..	Khara Talao Girls' School	Khara Talao, Khoja Street	..	93	93	64	..	3	3	
12	" ..	Nall Bazar Girls' School	Nall Bazar Road	123	123	84	..	4	4	
13	" ..	Nizampura Girls' School	Nizampura, Masjid Street	315	315	207	..	9	9	
14	" ..	Princess Street Girls' School	Princess Street	72	72	57	..	2	2	
WARD											
1	Marathi ..	South Girgaum Boys' School	Jitekar's Wady, Thakordwar Road, P. O. Kalbadevi.	..	459	..	459	304	18	..	18
2	" ..	South Girgaum Girls' School	Do. do.	439	439	339	..	17	17	
3	" ..	Angre Wadi Boys' School	Angre's Wady, Girgaon Back Road	..	302	10	312	267	12	..	12
4	" ..	Angre Wady Girls' School	Josh's Bungalow, Angre Wady	19	309	328	284	..	10	10
5	" ..	Kandewadi Boys' School	Dalvi's House, Shenvi Wadi, Kandewadi.	..	337	36	373	301	14	..	14
6	" ..	Kandewadi Girls' School	Lord House, Shenvi Wadi, Kandewadi.	..	19	297	316	279	..	12	12
7	" ..	Khetwadi Central School	Khetwadi 1st Lane, Bombay No. 4	..	65	..	65	57	4	..	4
8	" ..	Mugbhat Boys' School	Near Mugbhat Naka, Bombay No. 4	..	257	14	271	212	10	..	10
9	" ..	Mugbhat Girls' School	Kotkar Wadi, Mugbhat, Bombay No. 4.	..	5	252	257	188	..	7	7
10	" ..	Girgaon Boys' School	Kelewadi Naka, Girgaon Road, Bombay No. 4.	..	539	41	630	506	22	..	22

Annual Expenditure for the year 1932-33.					Average Expenditure per head.	Result of the IV Standard Certificate Examination.		
Teachers' salaries.	Pay of other servants.	Rent, if any.	Contingencies.	Total.		Appeared.	Passed.	Percentage of passed pupils.

C—contd.

Rs. a.	Rs. a.	Rs. a.	Rs. a.	Rs. a.	Rs. a.			
3,977 8	279 6	1,574 0	54 12	5,885 10	27 8	22
3,633 0	323 0	1,140 0	49 0	5,175 0	50 8	4	4	100%
17,127 3	933 1	4,671 0	181 6	22,912 10	42 0	32	32	100%
6,172 0	305 0	2,760 0	91 0	9,329 0	28 0	20	20	100%
7,927 8	590 6	3,065 0	79 3	11,662 1	58 10	15	15	100%
6,600 4	666 8	149 14	7,418 10	31 6	11	11	100%
7,480 6	499 0	3,750 0	65 6	11,824 12	50 2	16	14	88%
17,938 0	1,011 0	3,840 0	125 0	22,914 0	53 0	30	29	96.7%
1,632 0	480 0	111 0	2,223 0	43 0
1,789 7	107 2	1,896 9	34 0
3,456 1	278 3	1,380 0	65 0	5,174 4	41 0	6	2	33%
6,733 0	38 0	1,140 0	120 9	8,031 9	65 0	4	3	75%
4,833 0	18 0	624 0	115 12	5,090 12	69 0
6,762 14	271 14	1,440 0	96 14	8,571 10	45 0	19	18	95%
9,011 4	311 5	1,512 0	90 5	10,924 14	45 0	14	13	93%
3,633 5	288 3	1,356 0	50 15	5,313 7	70 0
3,652 0	636 0	1,380 0	81 0	5,749 0	31 0	12	3	65%
4,052 1	351 3	900 0	51 0	5,356 0	54 0
2,025 8	320 4	50 15	2,396 11	24 0
2,609 10	508 0	900 0	52 12	4,070 6	33 0	7	7	100%
4,814 0	809 8	840 0	91 0	6,554 8	20 0	13	10	77%
672 0	318 0	47 2	1,037 2	29 0

D

13,931 0	315 0	2,700 0	117 0	17,063 0	37 0	65	65	100%
16,100 0	576 0	3,708 0	110 0	20,494 0	46 0	46	35	76%
9,127 0	289 0	1,740 0	89 0	11,245 0	36 0	60	60	100%
11,599 0	525 0	2,580 0	92 0	14,796 0	45 0	52	42	80%
10,110 0	275 0	3,300 0	104 0	13,789 0	37 0	47	45	96%
9,623 0	323 0	3,400 0	85 0	12,431 0	39 0	32	32	100%
11,126 0	707 0	Municipal Building.	156 0	11,989 0	184 0
9,145 0	287 0	2,340 0	97 0	11,869 0	44 0	34	33	97%
7,703 0	312 0	2,160 0	78 0	10,253 0	40 0	30	27	90%
18,730 0	657 0	5,250 0	244 0	24,831 0	39 0	62	60	96%

Serial No.	Description.	Name of the School.	Locality.	No. of Pupils on roll on 31st March 1932.			Average attendance.	No. of Teachers.		
				Boys.	Girls.	Total.		Males.	Females.	Total.
WARD										
11	Marathi Girgaon Girls' School Karelwadi Naka, Girgaon Road, Bombay No. 4.	..	400	400	312	..	21	21
12	" Girgaon Infant Class Do. do. ..	49	68	117	70
13	" Charni Road Boys' School Near Prathana Samaj, Charni Road, Bombay.	176	..	176	126	6	..	6
14	" Charni Road Girls' School Do. do.	217	217	172	..	7	7
15	" Lamington Road Boys' School Tribhovan Terrace, Lamington Road, Bombay No. 4.	401	..	401	291	16	..	16
16	" Lamington Road Girls' School Do. do. ..	53	529	582	490	..	27	27
17	" Grant Road Boys' School Limayes' Building, Chikal Wadi, Grant Road.	306	..	306	243	10	..	10
18	" Grant Road Girls' School Do. do.	268	268	238	..	11	11
19	" Gamdevi Boys' School Mantri Building, Gamdevi ..	333	57	390	312	12	..	12
20	" Gamdevi Girls' School Chandrabhaga Building, Damar Lane, Gamdevi.	29	223	252	212	..	7	7
21	" Shanker Seth Road Boys' School Shanker Seth Road, Post Grant Road.	132	38	170	133	6	..	6
22	" West Khetwadi Boys' School 9th Khetwadi Lane, Bombay No. 4.	260	..	260	200	9	..	9
23	" West Khetwadi Girls' School Do. do.	175	175	171	..	5	5
24	" Banganga Boys' School Dungersj Road, Khate's House, Bombay No. 6.	153	48	201	163	6	..	6
25	" Walkeahwar Boys' School Multani Wadi, Walkeahwar Road, Bombay No. 6.	55	26	81	65	3	..	3
26	" Mahaluxmi Boys' School Near Mahaluxmi Temple, Bombay No. 6.	96	60	156	101	5	..	5
27	" Cumballa Hill Boys' School Cumballa Hill, Bombay No. 6 ..	118	32	150	116	5	..	5
1	Gujarati Charni Road Boys' School Near Prathana Samaj ..	111	..	111	77	4	..	4
2	" Gamdevi Boys' School Babulnath Road ..	171	103	274	210	9	..	9
3	" Gilder Tank Boys' School Lamington Road ..	101	..	101	72	4	..	4
4	" Kandelwadi Boys' School Girgaum Back Road..	327	164	491	347	13	..	13
5	" Kika Street Boys' School Kika Street, Gulalwadi ..	214	..	214	138	7	..	7
6	" Lamington Road Central Boys' School Lamington Road ..	111	..	111	81	4	..	4
7	" Ratana Mulji Boys' School Malabar Hill ..	90	60	150	103	4	1	5
8	" Sandhurst Road Boys' School Sandhurst Road ..	143	28	171	106	5	..	5
9	" Anealey Road Class Lamington Road ..	19	22	41	46	1	..	1
10	" Gilder Tank Girls' School Lamington Road	84	84	54.4	..	3	3
11	" Girgaum Girls' School Girgaum Back Road..	..	126	126	84.8	..	5	5
12	" Khetwadi Girls' School Khetwadi 9th Lane ..	18	45	63	34.6	..	2	2
13	" S. S. Bangali Girls' School Karelwadi ..	44	87	131	92.1	..	5	5
1	Urdu Arab Gali Boys' School Arab Lane ..	61	36	97	78	3	1	4
2	" Chowpatty Boys' School Harvey Road ..	47	18	65	49	2	..	2
3	" Falkland Road Boys' School Falkland Road ..	90	..	90	69	3	..	3
4	" Karelwadi Boys' School Karelwadi, Thakurdwar Road ..	45	36	81	34	3	1	4
5	" Baderbagh Girls' School Bader Bagh, Balaram Street ..	11	70	81	63	..	4	4
6	" Falkland Road Girls' School Falkland Road ..	3	87	90	56	..	3	3

Annual Expenditure for the year 1931-32.						Result of the IV Standard Certificate Examination.		
Teachers' salaries.	Pay of other servants.	Rent, if any.	Contingencies.	Total.	Average Expenditure per head.	Appeared.	Passed.	Percentage of passed pupils.
Rs. a.	Rs. a.	Rs. a.	Rs. a.	Rs. a.	Rs. a.			
13,565 0	756 0	3,210 0	124 0	17,655 0	44 0	38	31	81%
....
5,732 0	1,836 0	121 0	7,689 0	44 0	36	34	94%
7,230 0	241 0	1,572 0	9,043 0	41 0	40	37	92%
17,678 0	549 0	4,560 0	129 0	23,211 0	58 0	58	58	100%
20,024 0	3,800 0	138 0	23,462 0	40 0	73	67	92%
10,231 0	307 0	2,556 0	152 0	13,246 0	43 0	34	33	97%
9,992 0	232 0	1,980 0	82 0	12,336 0	40 0	36	32	89%
11,778 0	347 0	2,784 0	164 0	15,073 0	38 0	60	58	96%
6,245 0	347 0	1,200 0	67 0	7,859 0	31 0	26	25	96%
4,145 0	326 0	1,200 0	77 0	5,747 0	34 0	16	12	75%
4,732 0	285 0	1,500 0	80 0	6,597 0	26 0	31	31	100%
3,868 0	236 0	1,080 0	62 0	5,245 0	30 0	18	18	100%
5,404 0	350 0	1,500 0	77 0	7,331 0	36 0	26	20	80%
2,325 0	1,380 0	132 0	3,837 0	47 0	12	12	100%
4,748 0	129 0	1,300 0	89 0	6,466 0	41 0	15	10	67%
2,336 0	180 0	1,320 0	91 0	4,427 0	29 0	7	7	100%
4,681 0	60 0	2,208 0	132 0	7,081 0	63 0	16	14	87%
10,029 0	425 0	3,600 0	115 0	14,171 0	51 0	41	41	100%
8,143 0	132 0	8,275 0	32 0	18
11,704 0	475 0	2,700 0	114 0	14,993 0	30 0	43	43	100%
7,291 0	281 0	1,800 0	67 0	9,440 0	44 0	22
3,063 0	118 0	900 0	108 0	4,185 0	37 0
4,188 0	1,245 0	924 0	57 0	5,415 0	2 0	10	10	100%
5,100 0	1,860 0	119 0	7,079 0	41 0	22	22	100%
389 0	75 0	86 0	549 0	13 0
3,666 8	268 4	46 13	3,981 3	47 6	4	4	100%
4,046 6	257 9	1,776 0	60 12	7,040 11	55 14	15	15	100%
2,394 14	298 8	630 0	46 4	3,369 10	58 16
4,609 0	588 0	121 0	5,318 0	40 0	16	16	100%
3,687 15	324 0	684 0	54 12	4,750 11	48 0
2,114 3	480 0	158 7	2,752 10	42 0
2,720 15	181 13	900 0	112 7	3,865 3	42 0	4	8	75%
2,014 12	276 0	720 0	49 8	3,060 4	37 0	1	1	100%
2,070 15	332 3	660 0	51 15	3,115 1	38 0	5	4	80%
2,325 3	310 14	705 12	50 8	3,392 5	37 0

Serial No.	Description.	Name of the School.	Locality.	No. of pupils on roll on 31st March 1933.			Average attendance.	No. of Teachers.		
				Boys.	Girls.	Total.		Males.	Females.	Total.
WARD										
1	Marathi Agripada Boys' School	.. Vayoll Road, Agripada, Jacob Circle Local No. 11.	389	15	404	364	17	..	17
2	" Madanpura Girls' School	.. Do. do.	175	175	125	..	5	5
3	" Byculla Boys' School	.. Municipal Building, DeLisle Road, Local No. 11.	571	8	579	465	25	..	25
4	" Byculla Girls' School	.. DeLisle Road, Municipal Building, Local No. 11.	..	147	147	105	..	7	7
5	" Chinchpookli Boys' School	.. Bawla Building, Chinchpookli, Parel, Local No. 12.	357	..	357	242	17	..	17
6	" Chinchpookli Girls' School	.. Do. do.	213	213	131	..	7	7
7	" Chinchpookli Night School	.. Do. do. ..	34	..	34	17	1	..	1
8	" Duncan Road Boys' School	.. Upper Duncan Road, Bombay No. 8	122	28	150	119	4	..	4
9	" Foras Road Boys' School	.. Municipal Building, Foras Road, Bombay No. 8.	383	1	384	282	14	..	14
10	" Love Lane Boys' School	.. Tara Bag, Love Lane, Local No. 10	160	34	194	166	6	..	6
11	" Foras Road Girls' School	.. Municipal Building, Foras Road, Bombay No. 8.	..	104	104	87	..	3	3
12	" Ghodupdeo Boys' Central School	.. 135A, Ghodupdeo, Bombay No. 10.	432	..	432	387	17	..	17
13	" Ghodupdeo Girls' School	.. Municipal Building, Ghodupdeo, Bombay No. 10.	..	80	80	56	..	4	4
14	" Ghodupdeo Night School	.. Do. do. ..	34	..	34	27	1	..	1
15	" Gilder Tank Boys' School	.. Municipal Building, Grant Road ..	255	..	255	220	10	..	10
16	" Gilder Tank Girls' School	.. Do. do. ..	12	130	142	117	..	5	5
17	" Kamatipura Boys' School	.. Kamatipura 10th Lane, Bombay No. 8.	269	..	269	225	10	..	10
18	" Kamatipura Girls' School	.. Do. o.	269	269	196	..	11	11
19	" Mazagon Boys' School	.. Bhandarwada Hill, Mazagon Bombay No 10.	391	..	391	309	13	..	13
20	" Mazagon Girls' School	.. Do. do.	88	88	57	..	3	3
21	" Mazagon Old Bazar Boys' School	.. Old Bazar, Mazagon, Bombay No 10.	158	53	211	169	6	..	6
22	" Nava Nagpada Boys' School	.. Hirji Govindji's Building, Nava Nagpada, Centre Road.	156	..	156	133	5	..	5
23	" Nava Nagpada Girls' School	.. Do. do.	102	102	73	..	4	4
24	" South Kamatipura Boys' School	.. Centre Road, Kamatipura ..	196	43	239	178	7	..	7
25	" Tardeo Bridge Boys' School	.. Banu Building, Wadia Street, Bombay No. 7.	356	..	356	290	12	..	12
26	" Tardeo Bridge Girls' School	.. Do. do.	140	140	99	..	4	4
27	" Tank Bunder Girls' School	.. Tank Bunder, Bombay No. 10 ..	46	50	96	85	..	4	4
28	" Victoria Gardens Boys' School	.. Sussex Road, Bombay No. 12 ..	144	46	190	150	7	..	7
29	" Towley Girls' School	.. Batliwala's Dharamahala, Duncan Road, Bombay No 8.	16	18	34	31	..	2	2
1	Gujarati Arthur Road Boys' School	.. Naka of Arthur Road and DeLisle Road.	73	46	119	76	3	..	3
2	" Byculla Boys' School	.. Byculla ..	70	21	91	59	3	..	3
3	" Kamathipura Bazar Road Boys' School.	.. Kamathipura, Bazar Road ..	46	23	69	53	3	..	3
4	" Ghodapdeo Class	.. Ghodupdeo ..	7	2	9	8	1	..	1
5	" New Nagpada Class	.. New Nagpada ..	14	2	16	10	1	..	1
6	" Tardeo Class	.. Tardeo. ..	9	5	14	11	1	..	1

Annual Expenditure for the year 1931-32.					Average Expenditure per head.	Result of the IV Standard Certificate Examination.		
Teachers' salaries.	Pay of other servants.	Rent, if any.	Contingencies.	Total.		Appeared.	Passed.	Percentage of passed pupils.
11,387 0	587 0	3,216 0	127 0	15,317 0	38 0	32	28	87%
2,588 0	269 0	816 0	60 0	3,733 0	21 0	7	7	100%
16,916 0	1,517 0	Municipal Building.	144 0	18,577 0	32 0	41	40	97%
5,298 0	323 0	Do.	58 0	5,676 0	38 0	11	10	91%
17,443 0	569 0	2,556 0	117 0	20,665 0	58 0	24	24	100%
3,299 0	209 0	1,164 0	66 0	4,828 0	22 0	14	9	64%
441 0	16 0	457 0	15 0
5,938 0	240 0	1,200 0	79 0	7,452 0	50 0	11	10	91%
15,430 0	1,219 0	Municipal Building.	163 0	16,812 0	44 0	30	30	100%
2,766 0	145 0	1,332 0	118 0	4,356 0	23 0
2,925 0	272 0	Municipal Building.	52 0	3,249 0	31 0
18,504 0	409 0	2,704 0	251 0	16,868 0	39 0	37	31	84%
2,584 0	269 0	Municipal Building.	53 0	2,906 0	26 0	3
376 0	137 0	513 0	15 0
7,306 0	659 0	Municipal Building.	65 0	8,030 0	31 0	26	26	100%
5,501 0	324 0	64 0	5,879 0	41 0	20	20	100%
12,036 0	322 0	2,220 0	103 0	14,681 0	54 0	24	20	83%
10,974 0	177 0	1,560 0	76 0	12,787 0	46 0	11	9	81%
12,027 0	510 0	3,000 0	103 0	15,640 0	40 0	55	54	98%
8,114 0	240 0	Included in Boys' School.	43 0	3,397 0	38 0	6	6	100%
6,598 0	253 0	1,680 0	75 0	8,606 0	41 0	13	13	100%
5,738 0	300 0	3,720 0	111 0	9,864 0	63 0	22	22	100%
6,605 0	Included in Boys' School.	53 0	6,658 0	65 0	9	7	78%
8,238 0	279 0	1,560 0	96 0	10,173 0	42 0	25	15	60%
8,549 0	383 0	4,440 0	100 0	13,422 0	38 0	23	21	75%
4,407 0	322 0	Included in Boys' School.	57 0	4,786 0	34 0	5	5	100%
3,018 0	287 0	1,236 0	50 0	4,501 0	48 0	3	3	100%
6,461 0	286 0	1,440 0	74 0	8,261 0	43 0	17	10	59%
1,377 0	324 0	Free.	49 0	2,050 0	60 0
1,314 0	78 0	60 0	93 0	2,046 0	18 0
2,510 0	120 0	...	110 0	2,731 0	30 0	4
3,665 0	120 0	960 0	112 0	4,858 0	70 0	2
499 0	216 0	60 0	775 0	62 0
747 0	60 0	807 0	4 0
482 0	150 0	31 0	663 0	47 0

Serial No.	Description.	Name of the School.	Locality.	No. of Pupils on roll on 31st March 1933.			Average attendance.	No. of Teachers.		
				Boys.	Girls.	Total.		Males.	Females.	Total.
7	Gujarati..	Byculla Girls' School ..	Kambatta Lane	42	38	75	57.9	..	3	3
8	English Ver.	Sankli Street Girls' School ..	Agripada	26	25	51	41	..	3	3
1	" ..	English Vernacular Girls' Class..	Do.	35	26	71	48.1	..	1	1
1	Urdu ..	Bellasis Road Boys' School ..	Bellasis Road	112	..	112	75	4	..	4
2	" ..	Byculla Station Road Boys' School.	DeLisle Road	80	..	80	54	3	..	3
3	" ..	Chinchpooogli Boys' School ..	Kalachowki Road	57	39	96	59	3	1	4
4	" ..	Foras Road Boys' School ..	Foras Road	48	25	73	49	4	..	4
5	" ..	Jacob Circle Boys' School ..	Jacob Circle, Haines Road ..	76	..	76	64	3	..	3
6	" ..	Kamatipura Mixed School ..	Kamatipura, Stable Street ..	95	45	140	123	4	1	5
7	" ..	Kamatipura C. B. Boys' School	Kamatipura, Central Bazar Road..	50	50	71	3	3	1	4
8	" ..	Khandia Street Boys' School ..	Khandia Street	202	..	202	137	7	..	7
9	" ..	Madanpura Boys' School ..	Morland Road	456	..	456	337	15	..	15
10	" ..	Mazagaon Boys' School ..	Reay Road	180	..	180	96	6	..	6
11	" ..	Mominpura Boys' School ..	Ripon Road	120	..	120	92	4	..	4
12	" ..	Nagpada Boys' School ..	Huzria Street	552	..	552	412	21	..	21
13	" ..	Safrajadi Boys' School ..	Safrajadi, Mohamedan Street ..	127	..	127	102	6	..	6
14	" ..	Sankli Street Cross Boys' School	Sankli Cross Street	58	44	102	9	2	1	3
15	" ..	Tank Bunder Boys' School ..	Tank Bunder Road	151	..	151	120	4	..	4
16	" ..	Temkar Street Boys' School ..	Temkar Street	115	..	115	80	4	..	4
17	" ..	Wadi Bunder Boys' School ..	Wadi Bunder, Balveder Road ..	83	..	83	63	3	..	3
18	" ..	Yakub Street Boys' School ..	Yakub Street	76	..	76	55	3	..	3
19	" ..	De Lisle Road Girls' School ..	De Lisle Road	78	78	56	..	2	2
20	" ..	Jacob Circle Girls' School ..	Jacob Circle, Haines Road	60	60	33	..	2	2
21	" ..	Khandia Street Girls' School ..	Khandia Street	219	219	180	..	7	7
22	" ..	Madanpura Girls' School ..	Moreland Road	141	141	93	..	4	4
23	" ..	Mazagaon Boys' School ..	Mazagaon Road	5	81	86	59	..	4	4
24	" ..	Moreland Road Girls' School ..	Moreland Road	100	100	63	..	3	3
25	" ..	Nagpada Girls' School ..	Huzria Street	245	245	162	..	9	9
26	" ..	Mominpura Girls' School ..	Ripon Road	188	188	64	..	7	7
27	" ..	Safrajadi Girls' School..	Safrajadi, Mohamedan Street	134	134	76	..	5	5
28	" ..	Tank Bunder Girls' School ..	Tank Bunder Road	80	80	46	..	3	3
29	" ..	Telli Mohalla Girls' School ..	Telli Mohalla Shaikh Burhan Street	..	90	90	44	..	4	4
30	" ..	Temkar Street Girls' School ..	Temkar Street	204	204	131	..	6	6
31	" ..	Underia Street Girls' School ..	Underia Street	100	100	61	..	3	3
32	" ..	Wadi Bunder Girls' School ..	Wadi Bunder	75	75	55	..	3	3
33	" ..	Yakub Street Girls' School ..	Yakub Street..	207	207	126	..	8	8

WARD

Annual Expenditure for the year 1931-32.					Average Expenditure per head.	Result of the IV Standard Certificate Examination.		
Teachers' salaries.	Pay of other servants.	Rent, if any.	Contingencies.	Total.		Appeared.	Passed.	Percentage of passed pupils.
2,617 0	280 12	696 0	49 14	3,643 10	48 10	7	7	100
1,247 0	233 0	756 0	29 10	2,265 0	44 3
....
3,793 6	1,458 0	117 12	5,369 2	47 0	2	2	100%
2,761 5	1,080 0	120 0	3,961 5	49 0	5	3	60%
4,049 11	324 5	810 0	62 10	5,246 10	54 0
5,691 4	332 14	720 0	61 13	6,805 15	93 0	10	15	93%
5,808 4	1,200 0	105 15	4,614 3	60 0	3	3	100%
3,881 13	289 13	780 0	55 12	4,987 6	35 0
4,221 0	324 0	996 0	54 0	5,595 0	78 0	2	2	100%
7,881 15	188 4	3,549 0	84 11	11,703 14	57 0	23	20	81%
24,640 8	1,071 1	Municipal building	140 2	25,851 11	56 0	36	32	89%
4,959 7	264 13	960 0	78 6	6,262 10	48 0	8	5	63%
5,400 4	1,020 0	116 9	6,536 13	54 0	12	12	100%
25,026 0	1,213 7	5,160 0	162 6	32,461 13	58 0	30	38	97%
5,637 8	136 4	1,332 0	125 9	7,231 5	56 0
2,997 8	29 1	480 0	114 15	3,621 8	35 0
3,796 2	65 0	1,778 0	116 12	5,753 14	38 0	9	7	78%
5,056 14	45 15	1,000 8	117 12	6,221 1	54 0	14	13	93%
2,534 15	750 0	110 15	3,445 14	41 0	6	5	83%
3,173 0	1,860 0	113 15	5,146 15	67 0	11	11	100%
2,591 14	257 5	50 15	2,800 2	35 0
1,272 0	324 0	52 0	1,648 0	27 0
7,262 6	631 0	1,071 0	76 0	9,030 6	41 0	16	15	94%
6,079 7	324 0	1,260 0	54 12	7,718 3	54 0	8	8	100%
3,816 9	330 0	600 0	55 12	4,302 5	50 0
1,966 0	273 0	1,242 0	50 15	3,581 15	35 0
3,624 0	642 0	1,536 0	85 8	5,887 8	24 0	14	14	100%
4,301 12	312 0	1,080 0	60 7	5,754 3	30 0	10	7	70%
2,145 5	332 4	660 0	52 4	3,189 13	23 0	5	2	40%
2,325 13	261 4	50 7	2,637 8	32 0	1	1	100%
3,743 4	263 7	1,020 0	50 15	5,077 10	56 0
4,346 10	414 2	1,176 0	76 4	6,013 0	29 0	19	19	100%
2,098 8	340 15	660 0	51 15	3,151 6	31 0	6	6	100%
2,405 12	290 0	750 0	50 15	3,496 11	46 0
5,479 13	472 5	96 6	6,048 8	29 0	5	5	100%

E—contd.

Serial No.	Description.	Name of the School.	Locality.	Number of Pupils on Roll on 31st March 1932.			Average Attendance.	Number of Teachers.		
				Boys.	Girls.	Total.		Males.	Females.	Total.
WARD										
34	Urdu	Mount Class Girls' ..	Mount Road	20	68	108	76	..	3	3
35	"	Foras Road Boys' School	Foras Road	10	19	29	20	1	..	1
36	"	Love Lane Boys' Schoo.	Love Lane	24	41	65	42	1	1	2
37	"	Ripon Road Boys' School	Ripon Road	25	..	25	17	1	..	1
38	"	Telli Mohalla Boys' School	Telli Mohalla	24	..	24	14	1	..	1
39	"	Mominpura Night School	Ripon Road	24	..	24	14	1
40	"	Telli Mohalla Night School (Established in Feb. 1932).	Telli Mohalla
41	"	Albert Road Class ..	Albert Road, Ghodapdeo ..	17	11	28	11	1
WARD										
1	Marathi ..	Ambewadi Boys' School	Parel Tank Road, Bombay No. 12..	230	57	287	233	8	..	8
2	"	Arthur Bridge Boys' School	Near Arthur Bridge, Bawla Building, Kalachowkey Road.	302	92	394	288	9	1	10
3	"	Dadar Boys' School ..	Shree Krishna Building, Dadar Main Road, Local No. 14.	227	..	227	186	7	..	7
4	"	Dadar Girls' School ..	Do. do.	24	262	286	243	..	11	11
5	"	Golanji Hill Boys' School	New Shivdi Cross, Tokersey Building, Local No. 15.	191	..	191	132	6	..	6
6	"	Golanji Hill Girls' School	Do. do.	125	125	73	..	3	3
7	"	Haji Ismail Haji Allana Boys' School.	Antop Hill, P. O., Matunga	60	23	83	70	3	..	3
8	"	Jackeria Bunder Boys' School	Jackeria Bunder Road	128	34	162	133	4	..	4
9	"	Kalachowkey Boys' School	Kalachowkey Road, Local No. 12 ..	206	..	206	168	8	..	8
10	"	Kalachowkey Girls' School	Do. do.	9	146	155	118	..	4	4
11	"	Lalbag Boys' School ..	Near Jam Mill, Lalbag, Local No. 12	300	..	300	227	12	..	12
12	"	Lalbag Girl's School ..	Do. do.	2	97	99	80	..	3	3
13	"	Matunga Labour Camp School	Labour Camp, Bombay No. 22 ..	118	70	188	148	5	..	5
14	"	Matunga Kings' Circle Boys' School.	King's Circle, Matunga, Bombay No. 19.	268	45	313	237	10	..	10
15	"	Matunga Station Road Girls' School.	Vincent Road, Shree Nivas Building, Matunga.	..	132	132	107	..	5	5
16	"	Naigam Road Boys' School	Naigam Road Cement Chawl, Local No. 14.	393	..	393	295	12	..	12
17	"	Naigam Road Girls' School	Do. o.	189	189	142	..	6	6
18	"	Parel Central Boys' School	Damodar Hall, Polbavdi, Bombay No. 12.	179	41	220	198	8	..	8
19	"	Parel Bhoiwada Boys' School..	133-139, Bhoiwada, Parel Cross Road, Parel.	377	..	377	227	11	..	11
20	"	Parel Bhoiwada Girls' School ..	Do. do.	211	211	155	..	6	6
21	"	Parel Bhoiwada Cross Road Boys' School.	Fountain Hall, Jerbai Wadia Road, Bombay No. 12.	246	74	320	253	9	..	9
22	"	Parel Village Boys' School	Parel Tank Road, Bombay No. 12.	315	22	337	264	11	..	11
23	"	Parel Girls' School ..	Parel Tank Road	38	240	279	204	..	9	9
24	"	Polbavdi Boys' School	Polbavdi, P. O., Parel	482	..	482	344	17	..	17
25	"	Polbavdy Girls' School	Polbavdy, P. O., Parel	447	447	400	..	14	14
26	"	Shivdi Koliwada Boys' School	Shivdi Road, P. O., Shivdi ..	89	23	112	87	3	..	3
27	"	Shivdi Boys' School ..	Shivdi Cross Road, Improvement Trust Building, Scheme No. 57, Local No. 15.	70	26	96	74	4	..	4

Annual Expenditure for the year 1932-33.					Average Expenditure per head.	Result of the IV Standard Certificate Examination.		
Teachers' salaries.	Pay of other servants.	Rent, if any.	Contingencies.	Total.		Appeared.	Passed.	Percentage of passed pupils.
<i>—contd.</i>								
Rs. a.	Rs. a.	Rs. a.	Rs. a.	Rs. a.	Rs. a.			
744 15	600 0	53 4	1,397 3	13 0
....	120 0	79 5	199 5	6 0
1,296 7	50 0	432 0	93 0	1,871 7	23 0
1,218 0	216 0	100 0	1,534 0	61 0
665 10	104 5	770 3	32 0
228 0	58 0	346 0	14 0
....	63 15	63 15
550 0	264 0	107 2	921 2	32 0
6,231 0	418 0	2,100 0	130 0	8,929 0	31 0	5	4	80%
8,423 0	495 0	2,580 0	100 0	11,603 0	29 0	23	16	70%
5,830 0	267 0	1,980 0	79 0	8,156 0	36 0	29	29	100%
11,036 0	405 0	1,320 0	86 0	12,847 0	45 0	22	22	100%
5,194 0	413 0	2,880 0	91 0	8,578 0	45 0	15	14	93%
3,617 0	960 0	50 0	4,627 0	37 0	3	3	100%
1,215 0	287 0	Municipal Building.	129 0	1,631 0	20 0	12	10	83%
4,108 0	286 0	1,500 0	53 0	5,947 0	36 0	14	14	100%
6,746 0	419 0	1,560 0	78 0	8,803 0	43 0	23	23	100%
2,059 0	315 0	672 0	56 0	3,102 0	20 0
7,904 0	379 0	2,376 0	97 0	10,756 0	38 0	24	13	50%
3,243 0	335 0	600 0	50 0	4,228 0	43 0	4	4	100%
2,636 0	451 0	864 0	69 0	4,020 0	21 0
8,663 0	508 0	2,100 0	92 0	11,363 0	36 0	23	23	100%
4,094 0	312 0	1,351 0	52 0	5,809 0	44 0	14	14	100%
7,319 0	686 0	3,408 0	23 0	11,386 0	29 0	32	31	97%
3,220 0	290 0	Included in Boys school.	75 0	3,585 0	19 0	11
5,893 0	436 0	3,408 0	81 0	9,318 0	45 0	21	20	95%
8,646 0	374 0	2,299 0	90 0	11,409 0	30 0	23	20	87%
4,059 0	331 0	564 0	67 0	5,021 0	24 0	11	11	100%
7,122 0	415 0	1,740 0	85 0	9,362 0	29 0	25	25	100%
10,621 0	577 0	2,340 0	106 0	13,644 0	40 0	21	21	100%
5,638 0	467 0	1,200 0	82 0	7,387 0	26 0	16	14	87%
14,303 0	534 0	4,920 0	141 0	19,693 0	41 0	37	32	86%
10,973 0	517 0	103 0	11,593 0	26 0
2,727 0	225 0	2,520 0	50 0	5,522 0	9	9	100%
2,056 0	263 0	598 0	58 0	2,975 0	31 0

Serial No.	Description.	Name of the School.	Locality.	No. of Pupils on roll on 31st March 1932.			Average attend- ance.	No. of Teachers.		
				Boys.	Girls.	Total.		Males.	Females.	Total.
28	Marathi ..	Sopari Bag Road Boys' School..	Naka of Jijibhai Lane, Sopari Bag Road, Bombay No. 12.	405	..	405	332	11	..	11
29	" ..	Sopari Bag Road Girls' School	Do. do.	236	236	174	..	7	7
30	" ..	Slon Boys' School ..	Near Rly. Station Slon, Bombay No. 22.	255	39	294	265	10	..	10
31	" ..	Slon Girls' School ..	Do. do.	109	109	68	..	8	8
32	" ..	South Shivdi Boys' School ..	Opp. Swan Mill, New Shivdi Road, Local No. 15.	114	43	157	121	4	..	4
33	" ..	Vadala Boys' School ..	404, Naigam Road, Bombay No. 14.	871	5	876	285	11	..	11
34	" ..	Vadala Girls' School ..	Dixit Building, Parsi Colony, Vadala.	18	176	194	161	..	6	6
35	" ..	Tflak Bridge Boys' School ..	Dadar Hindu Colony, Plot No. 115, Dadar.	91	72	163	121	6	..	6
1	Tamli ..	Matunga School..	Vincent Road, Shree Nivas Bldg., Local No. 19.	42	79	121	84	2	1	3
2	" ..	Poibavdi Boys' School ..	Damodar Hall, Poibavdy, Bombay No. 12.	40	41	81	70	2	1	3
1	Gujarati ..	Dadar Cross Road Boys' School	Dadar Cross Road ..	45	33	78	52	3	..	3
2	" ..	Dadar Main Road Boys' School	Dadar Main Road ..	20	27	47	26	2	..	2
3	" ..	Lalbag Boys' School ..	Lalbaug ..	60	..	60	39	3	..	3
4	" ..	Matunga Model Boys' School ..	Matunga (G. I. P.) ..	266	..	266	196	8	..	8
5	" ..	Naigaum Boys' School ..	Naigaum Road ..	63	19	82	63	3	..	3
6	" ..	Parel Bhoiwada Boys' School..	Parel, Bhoiwada ..	81	36	117	80	4	..	4
7	" ..	Poibavdi Boys' School ..	Poibavdi, Parel ..	191	..	191	164	10	..	10
8	" ..	Naigaum B. D. D. Class ..	B. D. D. Chawl, Naigaum ..	18	13	31	17	1	..	1
9	" ..	Slon Class ..	Slon ..	28	7	35	28	2	..	2
10	" ..	Chinchpokli Girls' School ..	Parel Road, Chinchpokli ..	23	23	46	26.1	..	2	2
11	" ..	Lal Bag Girls' School ..	Jijibhoy Lane, Lalbaug	49	49	25.2	..	2	2
12	" ..	Matunga Girls' School ..	G. I. P., Matunga	155	155	120.3	..	5	5
13	" ..	Poibavdi Girls' School ..	Poibavdi, Parel	80	80	53.3	..	4	4
1	Urdu ..	Dadar Boys' School ..	Dadar Cross Road ..	82	52	134	93	4	1	5
2	" ..	Jackeria Bunder Boys' School	Jackeria Bunder Road ..	103	47	150	109	6	1	7
3	" ..	Poibavdi Boys' School ..	Poibavdi, Suparibag Road ..	145	..	145	129	5	..	5
4	" ..	Shivdi Cross Road Boys' School	Shivdi Road ..	53	57	110	72	2	1	3
5	" ..	Vadala Boys' School ..	Vadala Road ..	44	37	81	63	1	1	2
6	" ..	Poibavdi Girls' School ..	Suparibag Road	88	88	63	..	3	3
7	" ..	Ambewadi Class ..	Ambewadi Road ..	12	10	22	63	1	..	1
8	" ..	Antop Hill Class ..	Antop Hill Road ..	24	16	40	31	2	..	2
9	" ..	Bhawnda Class ..	Rangari Chawl, Dadar ..	17	23	40	24	1	..	1
10	" ..	Dadar Rly. Station Class ..	Dadar Main Road ..	24	13	37	17	1	..	1
11	" ..	Lal Bag Class ..	Govt. Gate Road, Lal Bag ..	20	15	35	27	1	..	1
12	" ..	Naigaum Class ..	Naigaum, B. D. D. Chawl..	51	49	100	81	3	1	4

WARD

Annual Expenditure for the year 1931-32.					Average Expenditure per head.	Result of the IV Standard Certificate Examination.		
Teachers' salaries.	Pay of other servants.	Rent, if any.	Contingencies.	Total.		Appeared.	Passed.	Percentage of passed pupils.

F—contd.

Rs. a	Rs. a.	Rs.	Rs. a.	Rs. a.	Rs. a.			
7,263 0	490 0	1,452	100 0	9,305 0	23 0	31	29	93%
4,684 0	351 0	636	64 0	5,735 0	24 0	22	22	100%
6,680 0	574 0	1,596	154 0	9,004 0	35 0	19	19	100%
1,748 0	254 0	720	51 0	2,768 0	25 0	5	5	100%
2,741 0	253 0	1,440	54 0	4,498 0	29 0
7,539 0	583 0	1,992	120 0	10,234 0	30 0	36	34	84%
4,018 0	287 0	1,260	61 0	5,628 0	29 0	15	15	100%
974 0	75 0	1,440	105 0	2,594 0	16 0
1,692 0	240 0	Rent drawn in Matunga King Circle. 1,032	57 0	1,989 0	16 0
3,520 0	264 0		53 0	3,837 0	407 0
2,148 0	482 0	900	49 0	3,529 0	45 0	8	7	87%
1,032 0	253 0	720	60 0	2,066 0	44 0	2	1	50%
2,634 0	117 0	900	126 0	2,878 0	47 0
9,904 0	310 0	1,860	138 0	12,212 0	46 0	39	32	82%
2,061 0	117 0	960	106 0	3,245 0	39 0	8	8	100%
2,782 0	265 0	660	54 0	3,703 0	32 0	7	7	100%
8,029 0	264 0	1,228	77 0	9,600 0	50 0	18	16	88%
495 0	55 0	550 0	18 0
....
1,675 9	245 11	877-8-0	51 4	3,050 0	66 5	2	2	100%
2,460 0	276 0	900	45 6	3,681 0	75 0
9,501 3	304 6	2,092-8-0	112 2	12,010 3	77 7	14	14	100%
3,639 3	258 11	737-4-0	65 15	4,751 1	59 63	3	3	100%
3,065 7	172 0	864	89 12	4,191 3	31 0	12	11	92%
4,824 0	474 0	1,050	64 3	6,412 3	42 0	16	16	100%
4,627 8	181 0	1,380	125 11	6,314 3	43 0	14	14	100%
2,629 0	252 0	780	60 6	3,721 6	33 0	4	4	100%
1,488 1	120 0	564 12	112 15	2,285 12	28 0
2,057 0	238 0	50 15	2,395 15	27 0
1,272 0	156 0	480	105 7	2,013 7	51 0
612 0	113 5	252	76 8	1,058 13	26 0
357 0	43 0	208	31 1	659 1	16 0
....	43 0	300	80 0	423 0	11 0
882 0	120 0	240	111 4	1,352 4	38 0
2,534 0	256 10	612	42 12	3,445 6	34 0

Serial No.	Description.	Name of the School.	Locality.	No. of Pupils on roll on 31st March 1933.			Average attendance.	No. of Teachers.		
				Boys.	Girls.	Total.		Males.	Females	Total.
1	Marathi ..	Mahim Mori Road Koliwada Boys' School.	Mori Road, Koliwada, Post Mahim.	70	30	100	74	8	..	3
2	" ..	North Worli Boys' School ..	North Worli, Century Mill, Bombay No. 13.	350	89	439	349	13	..	13
3	" ..	Prabhadevi Boys' School ..	Nagoo Sanyaji Wadi, Bombay No. 13	445	..	445	328	15	..	15
4	" ..	Prabhadevi Girls' School ..	Prabhadevi Road, Opp. Temple	150	150	117	..	4	4
5	" ..	Sun Mill Road Boys' School ..	A. Molledina Building, Post DeLisle Road.	382	..	382	284	15	..	15
6	" ..	Lower Parel Girl's School ..	Sun Mill Road, DeLisle Road, Lower Parel.	..	133	133	81	..	4	4
7	" ..	Upper Mahim Boys' School ..	Lady Jamshedji Road, Upper Mahim, Post Mahim.	189	31	220	176	8	..	8
8	" ..	Upper Mahim Girls' School ..	Darvesh Bungalow, Lady Hardinge Road, Post Mahim.	27	194	221	187	..	8	8
9	" ..	Worli Boys' School ..	At Worli and Post Worli, D. Chawl No. 11, Bombay No. 18.	102	38	140	111	4	..	4
10	" ..	Worli Koliwada Boys' School..	Koliwada, Bombay No. 18 ..	171	..	171	133	7	..	7
11	" ..	Worli Koliwada Girls' School ..	Do. do. ..	5	105	110	82	..	4	4
12	" ..	Gopi Tank Boys' School ..	Lady Jamshedji Road, Bombay No. 16.	213	6	219	172	6	..	6
13	" ..	Manaji Rajuji Boys' School ..	DeLisle Road, Sun Mill Road, Bombay No. 13.	33	14	47	34	2	..	2
14	" ..	Gopi Tank Girls' School ..	Lady Jamshedji Road, Bombay No. 16.	3	211	214	147	..	7	7
15	" ..	Ferguson Road Girls' School..	Ferguson Road, Worli, Post Bombay No. 18.	..	89	89	49	..	3	3
16	" ..	Dharavi Girls' School ..	Koliwada, Dharavi, Bombay No. 17	..	132	132	99	..	3	3
17	" ..	Lady Hardinge Road Boys' School.	Lady Hardinge Road, Bombay No. 16.	213	94	307	254	10	..	10
18	" ..	Lady Jamsetji Road Boys' School.	Lady Jamsetji Road, Bombay No. 14	860	..	860	714	34	..	34
19	" ..	Dadar Kumbharwada Girls' School.	Louis Building, Lady Jamsetji Road, Bombay No. 14.	78	540	618	431	..	20	20
20	" ..	Lady Jamsetji Road Girls' School.	Lady Jamsetji Road, Bombay No. 14	..	410	410	311	..	10	10
21	" ..	Love Grove Pumping Station Road Boys' School	Love Grove Pumping Station Road, Bombay No. 18.	34	24	58	41	2	..	2
22	" ..	Lower Mahim Boys' School ..	Agar Bazar, Bombay No. 14 ..	291	15	306	205	9	..	9
23	" ..	Lower Mahim Girls' School ..	Do. do. ..	39	276	315	246	..	11	11
24	" ..	Lower Parel Station Road Boys' School	Talcherker Building, Post DeLisle Road.	77	23	100	93	4	..	4
25	" ..	Mahim Chunam Bhatli Boys' School.	Mahim Chunam Bhatli Lane, Bombay No. 16.	183	92	275	216	9	..	9
26	" ..	Caddel Road Boys' School ..	Caddel Road, Chandne Vadi, Bombay No. 14.	94	52	146	114	4	1	5
27	" ..	Clarke Road Boys' School ..	Clarke Road, Jacob Circle, Bombay No. 11.	195	38	233	116	8	..	8
28	" ..	Currey Road Boys' School ..	Navalkar's Building, Currey Road, Bombay No. 13.	674	..	674	522	26	..	26
29	" ..	Currey Road Girls' School ..	Rangari Chawl, Curry Road, Bombay No. 13.	..	161	161	121	..	6	6
30	" ..	Dadar New Bhawanishanker Road Boys' School.	Saitan Chowkey, Dadar, Bombay No. 14.	204	46	250	173	11	..	11
31	" ..	DeLisle Road Boys' School ..	Thackersey Jivraj Building, Bombay No. 13.	157	61	218	156	8	..	8
32	" ..	De Lisle Road, B. D. D. Boys' School.	B. D. D. Chawl, No. 30, Bombay No. 11.	249	78	327	257	11	..	11
33	" ..	DeLisle Road, B. D. D. Night School.	Do. do. ..	30	..	30	..	1	..	1
34	" ..	Dharavi Boys' School ..	Dharavi, Bombay No. 17 ..	265	9	274	185	8	..	8
35	" ..	Dharavi Kala Killa Boys' School.	Dharavi Kala Killa, Bombay No. 17	60	24	84	65	3	..	3
36	" ..	Dharavi Koliwada Boys' School	Koliwada Dharavi, Bombay No. 17.	101	35	136	106	4	..	4

WARD

Annual Expenditure for the year 1932-33.					Average Expenditure per head.	Result of the IV Standard Certificate Examination.		
Teachers' salaries.	Pay of other servants.	Rent, if any.	Contingencies.	Total.		Appeared.	Passed.	Percentage of passed pupils.
G.								
Rs. a.	Rs. a.	Rs. a.	Rs. a.	Rs. a.	Rs. a.			
1,841 0	301 0	540 0	48 0	2,730 0	27 0
7,033 0	585 0	2,400 0	102 0	10,120 0	23 0	22	21	95%
9,849 0	567 0	2,808 0	148 0	13,372 0	30 0	23	27	96%
3,740 0	960 0	53 0	4,753 0	32 0	8	8	100%
6,091 0	569 0	1,800 0	93 0	8,553 0	22 0	22	19	86%
3,312 0	240 0	660 0	52 0	4,264 0	32 0	10	10	100%
5,820 0	421 0	2,160 0	81 0	8,482 0	38 0	21	20	95%
7,876 0	277 0	1,920 0	69 0	10,142 0	46 0	16	9	56%
2,190 0	303 0	864 0	147 0	3,504 0	25 0
4,669 0	320 0	1,240 0	68 0	6,237 0	36 0	12	8	67%
2,972 0	259 0	Rent drawn in Boys School, 1,380 0	48 0	3,279 0	39 0	4	3	75%
4,865 0	280 0	1,380 0	64 0	6,590 0	30 0	32	32	100%
1,524 0	Free	102 0	1,526 0	32 0
7,327 0	253 0	1,380 0	74 0	9,034 0	42 0	24	16	66%
2,701 0	320 0	1,020 0	53 0	4,094 0	48 0	5	5	100%
1,928 0	288 0	516 0	53 0	2,785 0	21 0
6,097 0	455 0	1,800 0	126 0	8,478 0	27 0	29	26	89%
20,943 0	801 0	6,540 0	229 0	28,513 0	33 0	107	106	99%
17,975 0	681 0	2,280 0	115 0	21,051 0	34 0	65	57	87%
3,247 0	670 0	2,380 0	102 0	11,899 0	29 0	33	30	90%
1,560 0	332 0	384 0	55 0	2,301 0	40 0
9,016 0	411 0	1,920 0	143 0	11,490 0	37 0	30	30	100%
9,600 0	597 0	1,320 0	95 0	11,612 0	37 0	13	15	88%
2,797 0	320 0	900 0	53 0	4,070 0	41 0
5,433 0	433 0	1,665 0	90 0	7,621 0	28 0	20	19	95%
3,752 0	331 0	960 0	61 0	5,074 0	35 0	8	8	100%
3,861 0	252 0	1,560 0	87 0	5,760 0	29 0	13	9	69%
16,540 0	851 0	3,252 0	142 0	20,785 0	31 0	67	62	92%
4,520 0	307 0	1,140 0	57 0	6,024 0	37 0	7	7	100%
6,263 0	436 0	1,200 0	88 0	7,987 0	32 0	23	19	82%
6,231 0	346 0	2,580 0	83 0	9,300 0	43 0	19	19	100%
5,023 0	394 0	1,848 0	87 0	7,352 0	23 0	15	15	100%
443 0	94 0	537 0	13 0
4,358 0	357 0	1,896 0	84 0	6,695 0	31 0	16	16	100%
1,731 0	290 0	154 0	52 0	2,227 0	26 0
2,941 0	310 0	732 0	57 0	4,040 0	30 0	7	5	71%

Serial No.	Description.	Name of the School.	Locality.	No. of Pupils on roll on 31st March 1932.			Average attendance.	No. of Teachers.		
				Boys.	Girls.	Total.		Males.	Females.	Total.
87	Marathi ..	Elphinstone Bridge Boys' School	Suraj Building, Bombay No. 13 ..	181	..	181	139	6	..	6
88	" ..	Elphinstone Bridge Girls' School	Do. do.	116	116	56	..	4	4
89	" ..	Fergusson Road Boys' School..	Fergusson Road, Post Worli ..	245	..	245	190	8	..	8
1	Tamil ..	Dadar Malayalam Boys' School	Miranda's Chawl, Lady Jamsetji Road.	82	60	92	88	4	1	5
2	" ..	Dharavi Boys' School ..	Dharavi, Bombay ..	58	38	96	53	3	..	3
3	" ..	Dharavi Night School ..	Do. do. ..	83	..	83	26	1	..	1
4	" ..	Worli Telugu Class ..	Worli, B. D. D. Chawl ..	74	29	103	..	2	1	3
1	Gujarati ..	Worli Class ..	Do. do. ..	11	10	21	..	1	..	1
2	" ..	De Lisle Road Boys' School ..	De Lisle Road ..	40	22	62	33	2	..	2
3	" ..	Dharavi Kubharwada Boys School.	Kubharwada, Dharavi ..	46	37	83	54	2	..	2
4	" ..	Elphinstone Road Boys' School	Elphinstone Road ..	64	25	89	60	3	..	3
5	" ..	Gopi Tank Boys' School ..	Gopi Tank ..	25	21	46	31	2	..	2
6	" ..	Jacob Circle Boys' School ..	Jacob Circle ..	37	12	49	18	1	..	1
7	" ..	Lady Hardinge Road Boys' School.	Lady Hardinge Road ..	95	64	159	98	5	..	5
8	" ..	Lady Jamsetji Road Boys' School.	Lady Jamsetji Road ..	161	..	161	126	5	..	5
9	" ..	Lower Parel Boys' School ..	Lower Parel ..	169	..	169	111	5	..	5
10	" ..	Mahim Boys' School ..	Mahim ..	79	..	79	57	3	..	3
11	" ..	Prabhadevi Boys' School ..	New Prabhadevi Road ..	51	34	85	60	3	..	3
12	" ..	Lower Mahim Class ..	Lower Mahim ..	55	29	84	48	2	..	2
13	" ..	Worli Class ..	Worli ..	11	10	21	12	1	..	1
14	" ..	Lower Parel Girls' School ..	Sun Mill Road	104	104	77.2	..	3	3
15	" ..	Mahim Girls' School ..	Mahim	50	50	34.8	..	2	2
1	Urdu ..	De Lisle Road No. 1 (Arthur Road) Boys' School.	Arthur Road ..	57	29	86	57	2	1	3
2	" ..	De Lisle Road No. 2 (Arthur Road) Boys' School.	De Lisle Road ..	75	29	104	52	4	..	4
3	" ..	Dharavi Boys' School..	Dharavi Road ..	70	37	107	90	4	..	4
4	" ..	Mahim Sharif Boys' School ..	Nulband kiwadi, Mahim Road ..	337	..	337	265	10	..	10
5	" ..	Worli Boys' School ..	Worli Road ..	64	24	88	56	3	..	3
6	" ..	Mahim Sharif Girls' School ..	Mahim Road	245	245	195	..	10	10
7	" ..	Bhawani Shanker Class ..	Bhawani Shanker Road ..	12	12	24	13	1	..	1
8	" ..	Carroll Road Class ..	Carroll Road, New Foras Road ..	25	29	54	36	1	..	1
9	" ..	Kalla Killah (Dharavi) School	Dharavi Road ..	81	25	106	80	2	..	2
10	" ..	Wanjewadi Girls' School ..	Wanjewadi ..	41	76	117	93	1	2	3

WARD

THE SCHOOLS COMMITTEE'S OFFICE, }
 BOMBAY, 31st August 1933. }

Annual Expenditure for the year 1931-32.					Average Expenditure per head.	Result of the IV Standard Certificate Examination.		
Teachers' salaries.	Pay of other servants.	Rent, if any.	Contingencies.	Total.		Appeared.	Passed.	Percentage of passed pupils.
Rs. a.	Rs. a.	Rs. a.	Rs. a.	Rs. a.	Rs. a.			
5,120 0	315 0	2,496 0	68 0	7,999 0	44 0	14	14	100%
4,546 0	397 0	1,440 0	55 0	6,438 0	56 0	3	3	100%
5,931 0	288 0	1,440 0	84 0	7,743 0	31 0	18	18	100%
2,872 0	240 0	660 0	57 0	3,829 0	43 8
1,712 0	264 0	720 0	50 0	2,736 0	29 0
365 0	120 0	485 0	14 0
514 0	85 0	599 0	5 0
482 0	482 0	22 0
2,151 0	120 0	100 0	2,371 0	38 0	2	1	50%
1,285 0	120 0	140 0	1,545 0	18 0	5
3,153 0	312 0	93 0	53 0	3,612 0	40 0	7	7	100%
1,506 0	312 0	540 0	42 0	2,400 0	54 0
836 0	40 0	78 0	955 0	21 0
3,436 0	331 0	900 0	53 0	4,721 0	29 0	17	15	88%
4,319 0	317 0	1,440 0	56 0	6,133 0	38 0	22	15	68%
4,278 0	120 0	1,080 0	119 0	5,597 0	38 0	14	14	100%
2,903 0	324 0	720 0	54 0	4,002 0	50 0	12
1,862 0	120 0	103 0	2,086 0	24 0	2	2	100%
939 0	300 0	49 0	1,378 0	22 0
514 0	515 0	24 0
2,920 6	323 7	1,200 0	54 12	4,498 9	48 2
2,048 9	310 2	705 0	55 0	3,118 11	62 5
2,825 1	238 0	612 0	51 15	3,727 0	48 0	2	2	100%
6,511 15	276 6	1,680 0	66 6	8,534 11	82 0	4	1	25%
3,386 0	281 0	720 0	54 12	4,441 12	41 0	4	4	100%
6,471 4	528 15	Municipal Bldg.	176 6	7,176 9	21 0	27	26	96%
2,634 11	135 0	384 0	167 5	3,321 0	37 0
2,958 12	597 12	960 0	87 8	4,604 0	18 0	10	10	100%
697 14	92 0	180 0	96 0	1,065 14	44 0
538 8	92 0	360 0	96 0	1,131 8	20 0
149 0	78 0	288 0	105 5	620 5	5 0
1,698 10	267 5	600 0	53 4	2,619 3	22 0

N. G. LIMAYE,
Ag. Secretary, Schools Committee.

**SCHOOLS COMMITTEE'S
ADMINISTRATION REPORT
FOR
1932-33.**

Appendix C—(2).

**List of Private Schools which received Grants-in-Aid from the
Schools Committee during the year**

1932-33.

N.B.—The figures given are those supplied by the Schools themselves except those for Annual Expenditure per pupil or head and the Grants-in-Aid per pupil or head.

PRIMARY SCHOOLS IN BOMBAY

Annexed to Report

Description of the School.		Number.	Name of the School.	Number of pupils on 31st March 1933.			Average attendance and the Average No. on Rolls during the year 1932-33.	No. of Teachers. (Full Time and Part Time.)		
M—Marathi. G—Gujarati. U—Urdu. H—Hindi. S—Sindhi. C—Canarese.	B—Boys' School. G—Girls' School. N—Night School.			Boys.	Girls.	Total.		Males.	Females.	Total.

WARD.

(Population of Primary School-going

G	B	1	Bazar Gate A. V. School	264	7	271	223 247	12	..	12
G	B	2	Esplanade High School	169	..	169	118 140	8	..	8
G	B	3	Fort and Proprietary High School, Fort	88	..	88	73 80	9	..	9
G	B	4	Sir J. J. Fort Boys' School.. ..	110	..	118	112 119	5	..	5
G	B	5	Zoroastrian Boys' and Girl's School ..	115	29	144	120 133	7	1	8
G	G	6	Alexandra Girls' English Institution	..	166	166	127 148	..	10	10
G	G	7	Gokuldas Tejpal Girls' School	455	455	320 421	1	15	16
G	G	8	Sir J. J. Fort Girls' School	22	100	122	97 165	1	8	9
G	G	9	Parsi Girls' Schools Association, Fort..	..	170	170	144 167	1	11	12
G	G	10	Young Ladies High School	9	82	91	70 80	..	8	8
U	N	11	Khilafat Colaba Night School	16	..	16	12 16	1	..	1
C	N	12	Fort Free Canarese Night School	72	4	76	70 79	16	..	16
C	N	13	Karnatak Free Night School	46	4	50	48 57	10	..	10
C	N	14	Mooga Veera Poor Boys Free Night School	142	..	142	108 132	18	..	18
G	Sp.	15	Women's Indian Association Classes, Fort	81	81	25 72	3	12	15

WARD.

(Population of Primary School-going

M	B	1	Children's Home-Junior School, Umar- khadi	72	..	72	59 64	5	..	5
M	B	2	St. Andrew's Primary School	C L O S E D
G	B	3	Central English School	168	..	168	123 146	9	..	9
G	B	4	Chinch Bunder Road Gujarati School	84	..	84	56 80	5	..	5
G	B	5	Gokuldas Tejpal Seminary School	177	..	177	119 151	8	..	8
G	B	6	H. H. The Aga Khan's I. K. Central Free School	382	..	382	265 351	19	..	19
G	B	7	Khoja Kamahomed Habibbhai School	299	..	299	208 244	15	..	15
U	B	8	Anjuman-l-Islam Sandhurst Road School	194	..	194	146 191	10	..	10

WITH DETAILS—AIDED SCHOOLS.

for 1932-33.

Total Amount of expenditure for 1932-33.	Grant paid for		Expenditure per head of Pupil for 1932-33.	Annual Grant per head of Pupil for 1932-33.	Average Rate of Fees Charged.	Result of the General Vernacular Std. IV Examination held by the Board.		Percentage of the passed Pupils.	REMARKS.
	1932-33.	1931-32.				Appeared.	Passed.		
A.									
Age as per Census of 1921—4,314.									
Rs. a. p.	Rs. a. p.	Rs. a. p.	Rs.	Rs.	Rs. a. p.				
15,533 0 0	3,505 0 0	4,061 0 0	62.8	16.8	2 6 0	58	58	100%	
8,588 0 0	1,804 0 0	1,727 0 0	61.3	15.4	3 0 0	36	31	86%	
6,208 0 0	828 0 0	835 0 0	77.6	12.7	2 13 0	17	17	100%	
9,557 0 0	2,024 0 0	2,129 0 0	80.3	15.0	0 8 0	30	23	77%	
4,664 0 0	1,032 0 0	1,014 0 0	35.0	8.2	2 6 0	
18,740 0 0	2,817 0 0	2,772 0 0	92.8	21.3	4 6 0	Exempted.			
20,178 0 0	4,407 0 0	4,476 0 0	47.9	14.0	Free.	30	30	100%	
14,917 0 0	2,257 0 0	2,173 0 0	142.0	20.5	0 8 0	12	12	100%	
10,442 0 0	1,823 0 0	2,066 0 0	66.5	14.6	1 14 0	Exempted.			
4,421 0 0	1,048 0 0	1,397 0 0	55.2	14.4	2 13 0	27	27	100%	
125 0 0	40 0 0	40 0 0	7.8	3.7	Free.	
1,461 0 0	150 0 0	150 0 0	18.4	2.1	Free.	
701 0 0	115 0 0	100 0 0	12.3	3.0	Free.	
547 0 0	150 0 0	150 0 0	4.0	1.2	Free.	
2,758 0 0	475 0 0	502 0 0	38.3	13.2	1 2 0	
B.									
Age as per Census of 1921—10,538.									
2,470 0 0	551 0 0	580 0 0	38.6	9.5	Free.	
7,398 0 0	921 0 0	800 0 0	50.6	12.0	2 13 0	41	28	68%	
3,148 0 0	693 0 0	669 0 0	39.3	9.2	2 0 0	
6,278 0 0	1,918 0 0	1,875 0 0	41.6	12.7	1 0 0	36	30	83%	
14,953 0 0	3,917 0 0	3,878 0 0	42.6	15.9	Free.	47	42	89%	
14,210 0 0	3,713 0 0	4,048 0 0	58.2	17.1	Free.	56	47	84%	
8,363 0 0	2,448 0 0	2,636 0 0	43.8	16.4	0 6 0	36	36	100%	

Description of the School.		Number.	Name of the School.	Number of pupils on 31st March 1933.			Average attendance and Average No. on Rolls during the year 1932-33.	No. of Teachers. (Full Time and Part Time.)		
M—Marathi. G—Gujarati. U—Urdu. H—Hindi. S—Sindhi. C—Canarese.	B—Boys' School. G—Girls' School. N—Night School.			Boys.	Girls.	Total.		Males.	Females.	Total.
U	B	9	Haji Suleman Abdul Vahed Testimonial Free Memon School	113	..	113	73 103	6	..	6
U	B	10	Lookmanji Sulemanji Boys' School ..	235	..	235	191 230	6	..	6
U	B	11	Madresa Anjuman Ikhwatul Islam School	183	..	183	129 168	7	..	7
U	B	12	Madresa Hashimlah Boy's School ..	195	..	195	153 203	15	..	15
U	B	13	Madresa Tul Islam Boy's School ..	290	..	290	202 289	14	..	14
S	B	14	Shri Shikarpuri Sindhi Boys' School ..	51	..	51	39 47	1	..	1
G	G	15	H. H. The Aga Khan's I. K. Kandimohalla Girls' School	..	195	195	128 141	..	11	11
G	G	16	H. H. The Aga Khan's I. K. Khadak Girls' School	..	351	351	254 314	1	13	19
G	A	17	Late Sajjanbhai Meheralli Khoja Charitable Girls' School	..	69	69	43 60	1	4	5
U	G	18	Anjuman-I-Islam H. M. H. E. Sobani Pardah Girls' School	9	218	227	155 210	2	7	9
U	G	19	Lookmanji Sulemanji Girls' School	269	269	175 242	6	1	7
M	N	20	Shivaji Vijaya Free Night School ..	77	..	77	53 64	4	..	4
M	N	21	S. S. League Mandvi Kollwada Night School	34	..	34	16 30	2	..	2
G	N	22	Anjuman-I-Islam H. M. H. I. Sobani Memorial Night School	63	..	63	42 60	2	..	2
G	N	23	S. S. League Mandvi Night School ..	32	..	32	17 30	1	..	1
U	N	24	Khilafat New Bengalipura Night School	37	..	37	21 32	2	..	2
U	N	25	Khilafat Old Bengalipura Night School	19	..	19	13 20	1	..	1
U	N	26	S. S. League Dargah Mohalla Night School	45	..	45	24 42	2	..	2

WARD

WARD

(Population of Primary School-going

M	B	1	Prabhu Seminary School	147	69	216	152 196	5	2	7
M	B	2	Sonapur Lane Marathi School ..	22	24	46	26 41	2	..	2
G	B	3	Bhondi Bazar Gujarati Boys' School..	126	4	130	92 131	6	1	7
G	B	4	Kalbadevi Gujarati Boys' School ..	152	..	152	111 143	8	..	8
G	B	5	New Bombay High School	93	3	96	66 92	7	..	7
G	B	6	Parel Road A. V. School	124	..	124	93 121	8	..	8

Total Amount of expenditure for 1932-33.	Grant paid for		Expenditure per head of Pupil for 1932-33.	Annual Grant per head of Pupil for 1932-33.	Average Rate of Fees charged.	Result of the General Vernacular Std. IV Examination held by the Board.		Percentage of the passed pupils.	REMARKS.
	1932-33.	1931-32.				Appeared.	Passed.		

B—contd.

Rs. a. p.	Rs. a. p.	Rs. a. p.	Rs.	Rs.	Rs. a. p.			
3,092 0 0	751 0 0	891 0 0	30.0	11.2	Free.	13	13	100%
2,774 0 0	723 0 0	783 0 0	12.0	4.6	Free.
4,723 0 0	1,202 0 0	1,247 0 0	28.1	9.7	Free.
8,376 0 0	1,864 0 0	1,262 0 0	41.3	9.5	Free.	17	17	100%
10,437 0 0	2,582 0 0	2,568 0 0	36.1	13.2	Free.	19	19	100%
1,873 0 0	714 0 0	715 0 0	39.9	16.6	Free.			Exempted.
10,273 0 0	2,181 0 0	2,308 0 0	72.9	16.1	Free.	11	8	73%
14,232 0 0	3,206 0 0	3,039 0 0	45.3	12.8	Free.	18	13	72%
5,168 0 0	1,014 0 0	1,063 0 0	86.3	20.0	1 0 0
8,627 0 0	2,450 0 0	2,675 0 0	41.1	12.6	Free.	10	10	100%
3,446 0 0	948 0 0	1,040 0 0	14.2	5.0	Free.
386 0 0	150 0 0	150 0 0	5.3	2.2	Free.
422 0 0	65 0 0	70 0 0	14.1	5.0	Free.
573 0 0	150 0 0	150 0 0	9.0	2.3	Free.
397 0 0	75 0 0	70 0 0	13.2	4.3	Free.
238 0 0	105 0 0	140 0 0	7.4	4.1
137 0 0	40 0 0	80 6 0	6.9	3.0	Free.
540 0 0	135 0 0	135 0 0	12.9	4.8	0 10 0

C.

Age as per Census of 1921—(14,024.)

4,622 0 0	1,178 0 0	1,218 0 0	23.6	10.5	0 2 0	27	27	100%
907 0 0	100 0 0	80 0 0	22.1	4.2	Free.
4,621 0 0	1,272 0 0	1,398 0 0	35.3	9.0	1 9 0	11	10	91%
4,761 0 0	950 0 0	978 0 0	33.3	8.2	1 6 0	23	23	100%
5,230 0 0	1,370 0 0	1,508 0 0	56.8	19.3	3 2 0	16	13	81%
7,284 0 0	1,079 0 0	2,118 0 0	60.2	16.6	2 0 0	28	28	100%

Description of the School.		Number.	Name of the School.	Number of pupils on 31st March 1933.			Average attendance and Average No. on Rolls during the year 1932-33.	No. of Teachers. (Full-Time and Part-Time.)		
M—Marathi. G—Gujarati. U—Urdu. H—Hindi. S—Sindhi. C—Canarese.	B—Boys' School. G—Girls' School. N—Night School.			Boys.	Girls.	Total.		Males.	Females.	Total.
G	B	7	Proprietary and Fort High School, Chandanwadi.	140	..	140	$\frac{103}{121}$	8	..	8
G	B	8	Royal English School	63	2	65	$\frac{37}{49}$	7	..	7
G	B	9	R. J. J. Princess Street Boys' School	101	..	101	$\frac{92}{101}$	6	..	6
G	B	10	Shri Saraswati Boys' and Girls' School	65	40	105	$\frac{76}{93}$	5	1	6
U	B	11	Madresa-I-Dawoodiah Boys' School ..	69	46	115	$\frac{77}{99}$	7	1	8
U	B	12	Madresa Faizul Oulum Boys School ..	97	..	97	$\frac{75}{94}$	3	..	3
U	B	13	Shakhe Madresa Mahomedia Boys' Schools.	178	..	178	$\frac{102}{160}$	9	..	9
M	G	14	S. L. & Co. Society's Jagannath Shankersett Girls' School	111	111	$\frac{86}{106}$	2	8	10
G	G.	15	Mangrol Jain Sabha Girls' School	169	169	$\frac{95}{153}$	2	6	8
G	G	16	Parvi Girls' School Association, Chandanwadi.	..	280	280	$\frac{266}{297}$..	15	5
G	G	17	Sir J. J. Princess Street Girls' School	..	134	134	$\frac{122}{137}$	1	8	9
U	G	18	Madresa Faizul Oulum Girls' School	31	31	$\frac{20}{30}$..	1	1
U	G	19	Maktabe Sibyat School	132	132	$\frac{72}{122}$..	5	5
H	G	20	Sitaram Potdar Balika Vidyalaya School.	..	115	115	$\frac{72}{106}$..	6	6
U	N	21	Anjuman-I-Moin Nut Tulba Night School.	37	..	37	$\frac{23}{36}$	3	..	3
U	N	22	Khilafat Nal Bazar Night School ..	55	..	55	$\frac{38}{51}$	3	..	3
U	N	23	Khilafat Nizampura Night School ..	17	..	17	$\frac{13}{17}$	1	..	1
H	N	24	D. A. V. Free Night School	105	..	105	$\frac{60}{93}$	8	..	8
U	Sp.	25	Madresa Mahomedia-Jumma Masjid School.	66	..	66	$\frac{48}{82}$	6	..	6

WARD

Total Amount of expenditure for 1932-33.	Grant paid for		Expenditure per head of Pupils for 1932-33.	Annual Grant per head of Pupils for 1932-33.	Average Rate of Fees charged.	Result of the General Vernacular Std. IV Examination held by the Board.		Percentage of the passed Pupils.	REMARKS.
	1932-33.	1931-32.				Appeared.	Passed.		
Rs. a. p.	Rs. a. p.	Rs. a. p.	Rs.	Rs.	Rs. a. p.				
6,741 0 0	1,667 0 0	1,775 0 0	55.7	14.4	1 9 0	24	24	100%	
3,757 0 0	237 0 0	500 0 0	76.7	7.4	2 0 0	9	9	100%	
6,319 0 0	1,599 0 0	1,775 0 0	62.6	16.8	0 8 0	23	12	52%	
3,468 0 0	866 0 0	1,024 0 0	37.2	13.5	1 4 0	9	9	100%	
2,008 0 0	764 0 0	752 0 0	29.4	6.5	Free.	5	5	100%	
1,730 0 0	444 0 0	511 0 0	18.4	5.2	Free.	
7,466 0 0	1,779 0 0	1,959 0 0	46.7	15.5	Free.	27	25	93%	
4,338 0 0	1,087 0 0	1,218 0 0	40.9	12.4	0 4 0	18	10	56%	
4,409 0 0	829 0 0	730 0 0	28.8	6.6	Free.	6	6	100%	
11,142 0 0	2,806 0 0	2,707 0 0	37.5	10.8	1 8 0			Exempted.	
9,638 0 0	2,277 0 0	2,398 0 0	70.3	19.6	0 8 0	10	8	80%	
656 0 0	140 0	140 0 0	21.9	6.4	Free.	
3,135 0 0	850 0 0	831 0 0	25.6	12.1	Free.	
5,855 0 0	1,060 0 0	1,035 0 0	55.2	18.6	0 15 0			Exempted.	
533 0 0	75 0 0	90 0 0	14.8	3.4	0 4 0	1	1	100%	
1,039 0 0	130 0 0	130 0 0	21.4	3.6	Free.	
133 0 0	50 0	75 0 0	7.8	3.3	Free.	
565 0 0	95 0	6.1	2.2	Free.	
3,551 0 0	971 0 0	971 0 0	43.3	14.5	Free.	

C-contd.

Description of the School.		Number.	Name of the School.	Number of pupils on 31st March 1933.			Average attendance and Average No. on Rolls during the year 1932-33.	No. of Teachers. (Full-Time and Part-Time.)		
M—Marathi. G—Gujarati. U—Urdu. H—Hindi. S—Sindhi. C—Canarese.	B—Boys' School. G—Girls' School. N—Night School.			Boys.	Girls.	Total.		Males.	Females.	Total.

WARD
(Population of Primary School-going

M	B	1	Baldnyan Vardhak Primary School ..	126	10	136	89 128	4	..	4
M	B	2	Chhidsak Samuha Potdar Primary School.	99	55	154	128 144	8	..	8
M	B	3	Bal Hitchintak Primary School ..	83	7	90	60 89	2	..	2
M	B	4	Khetwadi Registered Primary School	10	6	98	66 101	3	..	3
M	B	5	A. E. Society's Mughbhat Private School.	23	3	26	19 27	4	..	4
M	B	6	Patriotic Institution	109	46	155	121 150	4	1	5
M	B	7	Sir Narayan Chandavarkar Marathi School.	166	118	284	219 282	8	3	11
G	B	8	Byramji Jeejibhai Parsi Charitable Institution.	97	..	97	84 94	6	..	6
G	B	9	Fellowship School	89	44	133	106 129	5	10	15
G	B	10	Forjett Street Gujarati School ..	124	48	172	127 162	7	1	8
G	B	11	Grant Road Boys and Girls' School ..	82	41	123	108 116	4	8	12
G	B	12	Grant Road Central School for Boys and Girls.	128	29	157	121 144	7	1	8
G	B	13	Imperial High School	55	6	61	45 53	3	1	4
G	B	14	Jeejibhai Dadabhai Charity School ..	120	90	210	165 201	6	7	13
G	B	15	Master's Tutorial High School for Boys	111	..	111	95 108	4	3	7
G	B	16	New Era School	166	141	307	224 271	13	12	25
G	B	17	Proprietary High School, Grant Road	84	17	101	79 105	8	2	10
G	B	18	Shet Framji Nasarwanji Patel School	199	..	199	142 173	8	..	8
G	B	19	Star Primary School	37	38	75	60 68	2	3	5
H	B	20	Marwari Commercial School	241	241	163 207	10	..	10
H	B	21	Marwari Vidyalaya Hindi Primary School.	213	7	220	151 178	7	..	7
M	G	22	Nirgude's Charitable Girls' School ..	68	54	122	77 111	4	3	7
M	G	23	Seva Sadan Primary School	15	89	104	71 90	..	10	10
M	G	24	U. F. C. Mission Gowalla Tank School	64	145	209	162 196	2	7	9
G	G	25	Master's Tutorial High School for Girls	45	103	148	113 140	1	7	8

Total Amount of expenditure for 1932-33.	Grant paid for		Expenditure per head of Pupil for 1932-33.	Annual Grant per head of Pupil for 1932-33.	Average Rate of Fees charged.	Result of the General Vernacular Std. IV Examination held by the Board.		Percentage of the passed Pupils.	REMARKS.
	1932-33.	1931-32.				Appeared.	Passed.		

D

Age as per Census of 1921—11,717.)

Rs.	a. p.	Rs.	a. p.	Rs.	a. p.	Rs.	Rs.	Rs.	a. p.				
3,710	0 0	989	0 0	1,021	0 0	29.0	9.4	0	9	0	12	11	92%
6,262	0 0	1,446	0 0	1,579	0 0	43.5	12.7	0	13	0	32	31	99%
2,153	0 0	553	0 0	542	0 0	24.2	9.5	0	9	0	2	2	100%
2,228	0 0	524	0 0	505	0 0	22.1	7.5	0	8	0	4	Nil.
2,621	0 0	237	0 0	494	0 0	97.1	7.2	0	5	0	12	10	83%
2,648	0 0	735	0 0	603	0 0	17.7	7.4	0	7	0	6	5	83%
7,470	0 0	1,918	0 0	2,053	0 0	28.5	9.3	0	12	0	50	45	90%
6,320	0 0	1,402	0 0	1,549	0 0	67.2	14.8	0	8	0	28	16	57%
26,629	0 0	2,968	0 0	3,234	0 0	206.4	21.9	10	13	0	18	18	100%
4,121	0 0	800	0 0	724	0 0	25.4	5.8	2	3	0	14	12	86%
7,850	0 0	1,823	0 0	1,820	0 0	65.9	15.5	2	13	0	25	20	80%
4,703	0 0	1,193	0 0	1,364	0 0	32.7	10.2	2	3	0	23	20	87%
2,980	0 0	730	0 0	775	0 0	56.2	17.4	1	10	0	19	12	63%
6,229	0 0	1,645	0 0	1,711	0 0	31.0	9.7	Free.			27	22	81%
3,277	0 0	1,744	0 0	1,805	0 0	76.6	18.6	3	11	0	38	31	82%
27,377	0 0	3,000	0 0	2,356	0 0	101.0	18.4	6	8	0	Exempted.		
8,510	0 0	1,584	0 0	1,874	0 0	81.0	17.6	3	3	0	18	16	89%
6,576	0 0	1,904	0 0	2,026	0 0	38.0	11.3	1	2	0	45	30	67%
4,060	0 0	996	0 0	1,193	0 0	59.7	15.3	3	0	0	11	3	27%
10,326	0 0	1,520	0 0	1,417	0 0	49.9	8.9	Free.			Exempted.		
11,541	0 0	2,420	0 0	2,597	0 0	63.7	16.1	Free.			Exempted.		
3,679	0 0	857	0 0	927	0 0	30.4	10.5	Free.			15	14	93%
3,793	0 0	475	0 0		42.1	12.5	0	2	0	6	6	100%
7,525	0 0	2,051	0 0	1,997	0 0	38.4	13.1	0	8	0	36	11	31%
8,859	0 0	2,091	0 0	2,020	0 0	63.3	18.0	3	11	0	34	8	24%

"De Novo" School.

Description of the School.		Number.	Name of the School.	Number of pupils on 31st March 1933.			Average attendance and Average No. on Rolls during the year 1932-33	No. of Teachers. (Full Time and Part Time.)		
M—Marathi. G—Gujarati. U—Urdu. H—Hindi. S—Sindhi. C—Canarese.	B—Boys' School. G—Girls' School. N—Night School.			Boys.	Girls.	Total.		Males.	Females.	Total.
G	G	26	Merwanji Manekji Shet Parsi Girls' School	25	50	75	57 69	..	4	4
G	G	27	Princess High School for Girls ..	74	170	244	184 214	1	8	9
G	G	28	Sir Cawasji Jehangir Readymoney Girls' School.	32	90	122	108 128	..	6	6
G	G	29	Sir Mangaldas Nathubhai Girls' School	..	238	238	168 216	1	9	10
M	Sp.	30	Bombay New Deaf and Dumb Institution.	15	5	20	15 17	1	..	1
M	Sp.	31	Seva Sadan Normal Classes	67	67	63 68	6	3	9
G	Sp.	32	Vanita Viahram Normal Classes	96	96	78 93	5	4	9
G	Sp.	33	Women's Indian Association Classes, Chowpatty.	..	95	95	34 117	2	10	12
G	Sp.	34	Young Ladies Training Institution, Grant Road.	..	69	69	53 65	1	8	9
M	N	35	Y. M. H. A. Night School	34	..	34	18 20	2	..	2
G	B	36	O. M. S. Mahaluxmi	Closed.

WARD

WARD
(Population of Primary School-going

M	B	1	American Mission School, Byculla ..	167	100	267	192 248	3	9	12
M	B	2	B. P. T. Wari Bunder School ..	85	28	113	87 117	4	1	5
M	B	3	Sir Elley Kadoorie School, Mazagon	199	174	374	275 341	6	8	16
M	B	4	M. E. Mission Agripada School ..	46	65	111	86 107	..	5	5
M	B	5	M. E. Mission Tadwadi School ..	91	31	122	98 114	1	6	7
M	B	6	R. C. Free Depressed Class, Jacob Circle.	Closed.
M	B	7	S. A. Agripada School	12	14	26	17 28	1	..	1
M	B	8	S. A. Clarke Road School	21	10	31	20 28	2	..	2
M	B	9	S. A. Dagnad Chawl School	38	27	65	35 63	1	..	1
M	B	10	S. A. Dhor Chawl School	18	16	34	22 33	1	..	1
M	B	11	Salvation Army Willingdon Boy's Home-Marathi Branch	32	..	32	18 20	1	..	1
M	B	12	Tendulkar's Boys' School	148	..	148	116 129	5	..	5
G	B	13	C. M. S. Jacob Circle School	33	13	46	30 44	2	..	2

Total Amount of expenditure for 1932-33.	Grant paid for		Expenditure per head of Pupil for 1932-33.	Annual Grant per head of Pupil for 1932-33.	Average Rate of Fees charged.	Result of the General Vernacular Std. IV Examination held by the Board.		Percentage of the passed Pupils.	REMARKS.
	1932-33.	1931-32.				Appeared.	Passed.		

D—contd.

Rs. s. p.	Rs. s. p.	Rs. s. p.	Rs.	Rs.	Rs. s. p.			
2,008 0 0	601 0 0	548 0 0	30.4	10.0	1 0 0	10	3	30%
8,096 0 0	1,908 0 0	1,752 0 0	37.8	10.9	3 2 0	43	16	37%
5,212 0 0	1,170 0 0	1,529 0 0	40.7	8.2	1 4 0	18	15	83%
7,446 0 0	2,098 0 0	2,077 0 0	34.5	11.7	0 5 0	34	19	56%
1,788 0 0	295 0 0	300 0 0	105.3	23.8	3 0 0
6,959 0 0	2,325 0 0	3,141 0 0	102.3	40.9	2 0 0
14,308 0 0	3,355 0 0	3,355 0 0	153.8	46.6	6 0 0
1,768 0 0	299 0 0	300 0 0	15.1	11.5	1 2 0
3,108 0 0	900 0 0	900 0 0	47.7	10.6	Free.
420 0 0	65 0 0	80 0 0	21.0	5.0	Free.

E.

Age as per Census of 1921—19,705.

7,916 0 0	2,231 0 0	2,147 0 0	31.9	16.5	0 4 0	19	28	97%	
4,016 0 0	906 0 0	893 0 0	34.3	10.3	Free.	10	7	70%	
10,561 0 0	3,276 0 0	3,569 0 0	30.1	13.1	0 6 0	48	25	75%	
2,263 0 0	630 0 0	650 0 0	21.1	8.0	Free.	3	3	100%	
3,208 0 0	438 0 0	400 0 0	28.0	5.1	Free.	
303 0 0	10.8	Free.	Average attendance below 15.
1,320 0 0	50 0 0	47.1	3.3	Free.	
587 0 0	75 0 0	50 0 0	8.5	2.2	Free.	
382 0 0	40 0 0	11.6	2.7	Free.	
1,047 0 0	80 0 0	150 0 0	52.4	4.2	Free.	
3,789 0 0	969 0 0	1,006 0 0	29.4	7.4	0 7 0	20	13	65%	
1,241 0 0	197 0 0	206 0 0	28.2	5.2	0 9 0	4	3	75%	

Description of the School.		Number.	Name of the School.	Number of pupils on 31st March 1932.			Average attendance and Average No. on Rolls during the year 1932-33.	No. of Teachers. (Full Time and Part Time.)		
M—Marathi. G—Gujarati. U—Urdu. H—Hindi. S—Sindhi. C—Canarese.	B—Boys' School. G—Girls' School. N—Night School.			Boys.	Girls.	Total.		Males.	Females.	Total.
G	B	14	H. H. The Aga Khan's I. K. Hasana- bad Boys' School	67	..	67	<u>51</u> 65	5	..	5
G	B	15	Mammabai Gujarati Orphanage Pri- mary School.	80	..	80	<u>57</u> 67	4	..	4
G	B	16	M. E. Mission De Lisle Road, Gujarati School.	59	12	71	<u>53</u> 72	2	2	4
G	B	17	M. E. Mission Foras Road Gujarati School.	39	20	59	<u>40</u> 58	..	5	5
G	B	18	New Mazagon Boys' School	80	..	80	<u>60</u> 74	5	..	5
G	B	19	Salvation Army Willingdon B o y s ' Home-Gujarati Branch School.	30	..	30	<u>23</u> 25	1	..	1
G	B	20	Venus English School	45	30	81	<u>72</u> 81	1	4	5
U	B	21	Madresa-I-Farooqulah-Boys' School ..	45	..	45	<u>42</u> 51	2	..	2
U	B	22	Madresa-I-Ghausul Oulum, Kamathi- pura School.	79	39	118	<u>92</u> 110	8	..	8
U	B	23	Madresa-I-Hanafia, Boys' School ..	175	..	175	<u>102</u> 154	7	..	7
U	B	24	Madresa-I-Ziaul Oulum Boys' School	54	..	54	<u>42</u> 52	1	..	1
U	B	25	Salvation Army Willingdon B o y s ' Home-Urdu Branch School.	24	..	24	1	..	1
G	G	26	Bai Ratanbai F. Panday Girls' School	72	148	220	<u>191</u> 228	2	12	14
G	G	27	H. H. The Aga Khan's I. K. Hasa- nabad Girls' School.	..	70	70	<u>46</u> 59	..	4	4
G	G	28	New Mazagon Girls' School	51	51	<u>34</u> 49	2	4	6
U	G	29	H. A. D. Bawia Mahomedan Female Orphanage School.	..	46	46	<u>36</u> 48	..	4	4
U	G	30	Madresa-I-Hanafia Girls' School	79	79	<u>40</u> 70	3	..	3
M	N	31	Taruna Bharat Sangh's Marathi Night School	31	..	31	<u>16</u> 23	1	..	1
U	N	32	Anjuman Talmul Muslemin N igh t School.	40	..	40	<u>23</u> 46	2	..	2
U	N	33	Hafzul Islam English-Gujarati Night School.	24	..	24	<u>20</u> 30	2	..	2
U	N	34	Hafzul Islam Vernacular Final Night School	40	..	40	<u>30</u> 38	2	..	2
U	N	35	Khilafat Arab Lane Night School ..	18	..	18	<u>10</u> 14	1	..	1
U	N	36	Khilafat Foras Road Night School ..	36	..	36	<u>28</u> 42	3	..	3
U	N	37	Khilafat Kamathipura Night School..	58	..	58	<u>37</u> 53	3	..	3
U	N	38	Khilafat Madanpura Night School ..	46	..	46	<u>34</u> 56	3	..	3
U	N	39	Khilafat Sankli Cross Street, Night School	32	..	32	<u>19</u> 30	2	..	2

WARD.

Total Amount of expenditure for 1932-33.	Grant paid for		Expenditure per head of Pupil for 1932-33.	Annual Grant per head of Pupil for 1932-33.	Average Rate of Fees charged.	Result of the General Vernacular Std. IV Examination held by the Board.		Percentage of the passed Pupils.	REMARKS.
	1932-33.	1931-32.				Appeared.	Passed.		
<i>E—contd.</i>									
Rs. a. p.	Rs. a. p.	Rs. a. p.	Rs.	Rs.	Rs. a. p.				
2,426 0 0	511 0 0	533 0 0	37.3	10.0	Free.	8	7	87%	
3,491 0 0	893 0 0	888 0 0	52.1	16.2	Free.	13	13	100%	
2,849 0 0	479 0 0	431 0 0	36.8	8.0	Free.	
1,551 0 0	140 0 0	120 0 0	26.7	4.0	Free.	2	1	50%	
3,059 0 0	802 0 0	813 0 0	41.3	11.5	1 4 0	4	3	75%	
1,405 0 0	100 0 0	140 0 0	56.0	4.0	Free.	1	1	100%	
3,878 0 0	576 0 0	565 0 0	47.9	6.6	3 0 0	6	4	67%	
1,840 0 0	393 0 0	377 0 0	32.2	8.7	Free.	6	6	100%	
5,181 0 0	1,226 0 0	1,256 0 0	47.1	13.3	Free.	7	7	100%	
3,155 0 0	731 0 0	731 0 0	20.5	7.9	Free.	9	9	100%	
1,822 0 0	380 0 0	383 0 0	35.0	8.8	Free.	
1,059 0 0	55 0 0	44.1	3.1	Free.	"De Novo" School.
10,761 0 0	2,605 0 0	2,811 0 0	47.2	13.0	2 0 0	
2,812 0 0	505 0 0	740 0 0	47.7	12.6	Free.	5	5	100%	
2,400 0 0	510 0 0	608 0 0	49.0	12.8	1 4 0	5	
4,679 0 0	554 0 0	521 0 0	47.5	13.2	Free.	
1,460 0 0	414 0 0	407 0 0	21.1	10.4	Free.	
130 0 0	60 0 0	50 0 0	5.7	4.6	Free.	
424 0 0	100 0 0	100 0 0	13.6	4.0	Free.	
354 0 0	130 0 0	120 0 0	11.8	4.8	Free.	
684 0 0	150 0 0	150 0 0	18.0	4.3	Free.	
129 0 0	40 0 0	40 0 0	9.2	3.3	Free.	
384 0 0	90 0 0	85 0 0	9.1	3.3	Free.	
1,640 0 0	150 0 0	150 0 0	30.1	3.4	Free.	
355 0 0	130 0 0	110 0 0	6.1	3.0	Free.	
403 0 0	70 0 0	70 0 0	13.0	3 0	Free.	

Description of the School.		Number.	Name of the School.	Number of pupils on 31st March 1933.			Average attendance and the Average No. on Rolls during the year 1932-33.	No. of Teachers. (Full Time and Part Time).		
M—Marathi. G—Gujarati. U—Urdu. H—Hindi. S—Sindhi. C—Canarese.	B—Boys' School. G—Girls' School. N—Night School.			Boys.	Girls.	Total.		Males.	Females.	Total.

WARD

U	..	N	..	40	Khilafat Surti Mohalla (Now Mutton Street) Night School	18	..	18	$\frac{11}{16}$	1	..	1
U	..	N	..	41	Khilafat Tank Bunder Night School..	28	..	23	$\frac{11}{14}$	1	..	1
U	..	N	..	42	Khilafat Undaria Street Night School.	22	..	22	$\frac{12}{16}$	1	..	1
U	..	N	..	43	Khilafat Wari Bunder Night School ..	20	..	20	$\frac{14}{21}$	1	..	1
U	..	N	..	44	S. S. League Madanpura Night School	23	..	23	$\frac{16}{28}$	2	..	2
U	..	N	..	45	S. S. League New Nagpada Night School.	57	..	57	$\frac{25}{47}$	3	..	3
U	..	U	..	46	Zeaul Islam Adult Night School ..	50	..	50	$\frac{23}{43}$	2	..	2

WARD

(Population of Primary School-going

M	..	B	..	1	B. P. T. Antop Village School ..	67	38	105	$\frac{77}{97}$	1	2	3
M	..	B	..	2	B. P. T. Wadala School	81	18	99	$\frac{77}{87}$	3	2	5
M	..	B	..	3	R. C. Matunga Camp School	Closed.
M	..	B	..	4	S. A. Matunga Camp School	24	20	44	$\frac{37}{46}$	1	1	2
M	..	B	..	5	S. A. Naigaum School	20	6	26	$\frac{20}{29}$	1	..	1
M	..	B	..	6	Wesleyan Mission School, Parel ..	87	17	104	$\frac{67}{97}$	3	1	4
G	..	B	..	7	Britania Boys' and Girls' School ..	64	52	116	$\frac{81}{106}$	3	5	8
M	..	G	..	8	M. E. Mission Naigaum School	30	30	$\frac{23}{30}$..	2	2
M	..	G	..	9	S. A. Rescue Home School, Sion	10	10	$\frac{13}{18}$..	3	3
G	..	G	..	10	Dadar Girls' School	12	21	33	$\frac{25}{29}$	1	3	4
G	..	G	..	11	N. J. Wadla School	107	229	336	$\frac{287}{327}$	1	15	16
G	..	G	..	12	Sir J. J. Parel Girls' School	121	121	$\frac{103}{118}$	1	8	9
M	..	N	..	13	Hindu Sabha Naigaum Night School ..	56	2	58	$\frac{28}{48}$	2	..	2
G	..	N	..	14	Dadar Sarvajanic Free Night School	32	..	32	$\frac{17}{40}$	4	..	4
U	..	N	..	15	Khilafat Lal Bag Night School ..	16	..	16	$\frac{12}{15}$	1	..	1
U	..	N	..	16	Khilafat Matunga Night School ..	17	..	17	$\frac{12}{17}$	1	..	1
U	..	N	..	17	Khilafat Naigaum Night School ..	33	..	33	$\frac{22}{28}$	2	..	2

Total Amount of expenditure for 1932-33.	Grant paid for		Expenditure per head of Pupil for 1932-33.	Annual Grant per head of Pupil for 1932-33.	Average Rate of Fees charged.	Result of the General Vernacular Std. IV Examination held by the Board.		Percentage of the passed Pupils.	REMARKS.
	1932-33.	1931-32.				Appeared.	Passed.		

E—contd.

Rs. a. p. 66 0 0	Rs. a. p.	Rs. a. p. 45 0 0	Rs. 4.1	Rs.	Rs. a. p. Free.	Average attendance below 10.
117 0 0	80 0 0	95 0 0	8.4	3.0	Free.	
134 0 0	50 0 0	42 0 0	8.4	3.5	Free.	
118 0 0	40 0 0	55 0 0	5.6	3.3	Free.	
558 0 0	120 0 0	120 0 0	19.9	5.5	0 7 0	
546 0 0	140 0 0	145 0 0	11.6	5.2	0 11 0	
473 0 0	70 0 0	80 0 0	11.0	4.6	Free.	

F.

Age as per Census of 1921—(1,718).

1,711 0 0	452 0 0	453 0 0	17.6	6.5	Free.	Average attendance below 15.
3,319 0 0	798 0 0	773 0 0	39.1	11.0	Free.	7	7	100%	
629 0 0	140 0 0	140 0 0	14.0	3.4	Free.	
487 0 0	16.8	Free.	
3,366 0 0	838 0 0	812 0 0	34.7	12.0	Free.	6	5	83%	
3,467 0 0	778 0 0	748 0 0	32.7	10.1	2 0 0	10	4	40%	
781 0 0	75 0 0	100 0 0	26.0	4.0	Free.	
1,440 0 0	80 0 0	80 0 0	110.8	6.2	Free.	2	
1,924 0 0	150 0 0	150 0 0	66.3	5.0	1 10 0	2	2	100%	
20,592 0 0	3,578 0 0	3,520 0 0	68.0	14.3	1 13 0	Exempted	
3,485 0 0	1,930 0 0	2,235 0 0	71.9	18.6	0 8 0	19	19	100%	
486 0 0	120 0 0	120 0 0	10.1	4.5	Free.	
534 0 0	110 0 0	100 0 0	18.4	5.0	Free.	
95 0 0	40 0 0	40 0 0	6.3	3.0	Free.	
114 0 0	40 0 0	8.5	3.3	Free.	
567 0 0	50 0 0	45 0 0	20.3	3.0	Free.	

Description of the School.		Number.	Name of the School.	Number of pupils on 31st March 1933.			Average Attendance and the Average No. on Rolls during the year 1932-33.	No. of Teachers. (Full Time and Part Time.)		
M—Marathi. G—Gujarati. U—Urdu. H—Hindi. S—Sindhi. C—Canarese.	B—Boys' School. G—Girls' School. N—Night School.			Boys.	Girls.	Total.		Males.	Females.	Total.
WARD										
U	N	18	Khilafat Parel Night School	23	..	33	$\frac{27}{35}$	2	..	2
U	N	19	Khilafat Sewri Night School	15	..	15	$\frac{19}{21}$	1	..	1
M	Sp.	20	Acworth Leper Asylum School, Matunga.	6	..	6	$\frac{7}{8}$	1	..	1
M	Sp.	21	American Mission School for the Blind	22	16	38	$\frac{34}{39}$	2	3	5
M	Sp.	22	Helpless Beggars Relief Camp School, Rowil Hill	3	..	3	$\frac{3}{3}$	1	..	1
M	Sp.	23	Social Service Centre Nursery School, Naigaum.	9	26	35	$\frac{20}{32}$..	2	2
Gj	Sp.	24	Womens Indian Association Classes, Dadar.	..	50	50	$\frac{31}{47}$	3	9	12

WARD

(Population of Primary School-going

M	B	1	Bene Israelite School, Jacob Circle ..	72	90	162	$\frac{125}{159}$	4	6	10
M	B	2	G. E. P's Chhabildas Lalubhai Primary School.	209	16	225	$\frac{162}{206}$	8	..	8
M	B	3	David Sassoon Industria and Reformatory Institution, Marathi Branch.	109	..	109	$\frac{102}{108}$	8	..	8
M	B	4	S. A. Parel (Mahim Chawl) School ..	18	6	24	$\frac{16}{26}$	1	..	1
M	B	5	S. A. Worli (Cleaveland Road) School.	22	6	28	$\frac{23}{29}$	1	..	1
G	B	6	David Sassoon Industrial and Reformatory Institution, Gujarati Branch.	68	..	68	$\frac{63}{66}$	7	..	7
U	B	7	De Lisle Road Parel Boys' and Girls' School.	58	17	75	$\frac{56}{71}$	4	..	4
U	B	8	David Sassoon Industrial and Reformatory Institution, Urdu Branch.	113	..	113	$\frac{108}{112}$	8	..	8
U	B	9	Madresa-I-Makhdumia, School Mahim	60	37	97	$\frac{74}{94}$	2	1	3
U	B	10	Khilafat Dharavi Night School ..	16	..	16	$\frac{12}{14}$	1	..	1

THE SCHOOLS COMMITTEE'S OFFICE, }
BOMBAY, 31st August 1933.

Total Amount of expenditure for 1932-33.	Grant paid for		Expenditure per head of Pupil for 1932-33.	Annual Grant per head of Pupil for 1932-33.	Average Rate of Fees charged.	Result of the General Vernacular Std. IV Examination held by the Board.		Percentage of the passed Pupils.	REMARKS.
	1932-33.	1931-32.				Appeared.	Passed.		

F—contd.

Rs. a. p.	Rs. a. p.	Rs. a. p.	Rs.	Rs.	Rs. a. p.				
279 0 0	65 0 0	60 0 0	8.0	3.1	Free.	
186 0 0	125 0 0	135 0 0	8.8	4.0	Free.	
205 0 0	119 0 0	125 0 0	25.6	23.8	Free.	
5,923 0 0	950 0 0	1,000 0 0	151.9	28.0	Free.	
1,115 0 0	143 0 0	200 0 0	371.7	23.8	Free.	
2,469 0 0	380 0 0	400 0 0	77.2	19.0	Free.	
1,988 0 0	250 0 0	250 0 0	42.3	10.0	Free.	

G.

Age as per Census of 1921—(3,728).

6,713 0 0	{ 1,378 0 0 +182 0 0 }	{ 1,362 0 0 +242 0 0 }	42.2	14.4	Free.	10	10	100%
7,158 0 0	2,060 0 0	2,124 0 0	34.7	11.6	0 6 0	54	36	67%
4,331 0 0	784 0 0	825 0 0	40.1	7.8	Free.	81	81	100%
693 0 0	65 0 0	65 0 0	26.7	3.4	Free.
403 0 0	80 0 0	40 0 0	13.9	3.0	Free.
2,355 0 0	332 0 0	350 0 0	35.7	5.6	Free.	18	12	67%
3,468 0 0	796 0 0	750 0 0	48.8	15.6	1 12 0	5	5	100%
3,410 0 0	451 0 0	450 0 0	30.4	4.0	Free.	28	21	75%
3,216 0 0	705 0 0	871 0 0	34.2	12.6	Free.	2	2	100%
141 0 0	40 0 0	45 0 0	10.0	3.6	Free.

N. G. LIMAYE,
Ag. Secretary, Schools Committee.

BOMBAY, 31st July 1933.

FROM

THE MUNICIPAL AUDITORS,
BOMBAY.

TO

THE MUNICIPAL SECRETARY,
BOMBAY.

SIR,

As directed in Town Council Resolution No. 1455, dated the 6th October 1879, and with reference to Section 137 of the Bombay Municipal Act, we beg to submit our report on the scrutiny of outstanding bills of Municipal Rates and Taxes and Riot taxes which were in the hands of the Ward clerks in the several Ward-offices and in the office of the Assessor and Collector on the 31st March 1933. The details of the outstanding amounts by Wards and years are given in the Statements marked A to E (appended herewith). The outstandings on the 31st March 1933 are summarized below :—

	No. of Bills.	Amount.		
		Rs.	a.	p.
(a) Property taxes including wheel tax.	9,274	20,28,174	0	0
(b) Meter hire	120	2,961	4	0
(c) Government contribution under Section 144 of the Bombay Municipal Act	5,44,201	12	0
(d) Additional General tax No. V ...	12,731	5,04,510	11	0
(e) " " " VI ...	1,446	9,738	5	0
(f) " " " VII ...	2,052	8,927	13	0
(g) Street number plates	9	19	4	0
Total ...	25,632	30,98,533	1	0

The outstanding balances under (a), (b) and (c) above compare with those of the previous year, as follows :—

No.	Particulars.	Outstandings on 31-3-1932.	Outstandings on 31-3-1933.		
		Rs.	Rs.	a.	p.
1	Government contribution under Section 144 of the Act... ..	5,18,023	5,44,201	12	0
2	Government (Water and Halalkhore taxes)	14,805	25,482	3	0
3	Port Trust		
4	City Improvement Trust... ..	65,102	1,13,810	14	0
5	G. I. P. Railway	61,298	4,47,976	1	0
6	B. B. & C. I. Railway	75,074	25,747	13	0
7	Mills	32,93,600	1,36,808	8	0
8	Other Rate-payers	13,47,929	12,78,348	9	0
	Total Rs. ...	53,75,831	25,72,375	12	0
	Meter hire	2,682	2,961	4	0
	Grand Total Rs. ...	53,78,513	25,75,337	0	0

From the above figures it will be seen that there is a decrease of Rs. 28,03,176 in the outstanding balance on the 31st March 1933 when compared with that on the same date last year. The decrease is the net result of decreases of 31.57 lacs in (7), .69 lac in (8), and .50 lac in (6) counterbalanced by increases of .26 lac in (1), .11 lac in (2), .48 lac in (4) and 3.86 lacs in (5). The large decrease under mills is due to the fact that in the previous year, owing to the revised assessment of mills, which was disputed, large amounts remained outstanding. The dispute has now been finally settled and most of the mills have paid up their taxes including arrears. The outstanding balance (Rs. 1,36,808-8-0) on the 31st March 1933 has been reduced to Rs. 39,200 on the 1st July 1933. Out of this sum Rs. 25,939 is outstanding against the Assur Virji Mills for the recovery of which as well as of the bills that may become due hereafter, the Standing Committee have approved of a suit being filed (Resolution No. 2531, dated the 28th June 1933) and the balance *viz.* Rs. 13,261 is in course of recovery. The decrease under other Rate-payers is due to prompt recoveries during the year. Of the balance of Rs. 12,78,348-9-0, Rs. 10,51,558 are due by individual Rate payers and the balance is recoverable partly from the Official Assignee and the Court Receiver and partly after decision in suits already filed or to be filed. The increase under Government contribution is due to the non-payment, during the year, of the taxes, by the Military Department which had to be made during the year. The amount of Rs. 5,44,201-12-0 due from Government was recovered in April 1933. The increase under City Improvement Trust is due to lack of funds to meet the liabilities. A sum of Rs. 82,011-12-0 has, however, been paid upto 1st July 1933. The large increase under G. I. P. Railway is due to the Railway having withheld payment of bills owing to the dispute over the revised assessment.

During the year under report, the Municipality was called upon by Government under the provisions of the Bombay City Police Act of 1902, to prepare and collect bills of Additional General (Riot) tax to compensate claimants for damages, losses, deaths, etc., caused by Rioters. Bills numbering 25,292 of the aggregate value of Rs. 7,76,802-7-0 were issued of which 16,229 bills of the aggregate value of Rs. 5,23,176-13-0 outstanding on the 31st March 1933 were produced before us for scrutiny. The bills issued during the year were for three parts as follows:—

- Riot Tax No. V—Commercial Riots of 1929.
- Riot Tax No. VI—Bhendi Bazar Riots of 1930.
- Riot Tax No. VII—Kalbadevi Riots of 1931.

Bills for other sections were issued in 1933-34. The outstandings are being collected during the current year. This additional work is, however, hampering seriously the collection of General Municipal taxes. —

Under Meter hire there was a slight increase in the outstanding balance on 31st March 1933 compared with that of the previous year due to arrears, while under Street-number plates the outstanding balance on 31st March 1933 was Rs. 19-4-0 only, which is included in the suits filed for the recovery of property taxes in respect of the properties concerned.

Of the total outstandings on the 31st March 1933, *viz.*, Rs. 25,72,375-12-0, Rs. 13,16,490-2-7 were recovered during the quarter ending 30th June 1933 and bills amounting to Rs. 46,054-14-8 were recalled and cancelled, thus leaving Rs. 12,09,830-10-9, outstanding on the 30th June 1933.

The following figures disclose the transactions of the whole year:—

<i>Property tax and Wheel tax.</i>		Rs.	a.	p.
Balance on 1st April 1932	...	53,75,830	10	2
Demand for the year 1932-33	...	2,23,81,004	8	8
	Total Rs.	2,77,56,835	2	10
Less—Recoveries during the year	...	2,51,84,459	6	10
Balance outstanding on 31st March 1933 (exclusive of Meter Hire)	...	25,72,375	12	0

The amounts of drawbacks allowed during the year under review aggregated Rs. 3,63,647 against Rs. 4,12,100-14-0 in the previous year.

The total number of bills examined by us, was 25,632 against 9,784 only in the previous year or an increase of 10,848 due to the outstanding bills on account of Additional General (Riot) tax. Some of these bills were not produced before us as they were stated by the Assessment Department to have been paid after the 31st March 1933 or produced in suits before the High Court.

One of the Inspectors of "D" Ward absconded on 29th March 1933 after misappropriating Rs. 8,879-12-0. His whereabouts are not yet known and the Police with whom a formal complaint has been lodged is making enquiries. He has given a security of Rs. 2,000 of the Indian Guarantee and Insurance Company, Ltd., which will be recovered from the Company, thus resulting in a loss of Rs. 6,879-12-0 to the Municipality. A formal report of this was submitted by us to the Standing Committee in our letter of the 23rd June 1933. (Standing Committee Resolution No. 2543, dated 28th June 1933.)

This together with the statements forms part of the Municipal Administration Report on the accounts for 1932-33 now under preparation.

We have the honour to be,

Sir,

Your most obedient servants,

H. S. KATRAK, F.O.R.A.,

T. J. PAREKH,

Municipal Auditors.

**SERVANTS OF INDIA SOCIETY'S
BRANCH LIBRARY
BOMBAY**

Appendix A.

STATEMENT of outstanding bills of Rates and Taxes for the year 1932-33 in the hands of the Ward Clerks and in the Office of the Assessor and Collector on 31st March 1933.

Wards.	No. of Bills.	DETAILS OF DEMAND.								Meter Hire.	Total.
		General Tax.	Water Tax.			Halalkhore Tax.		Tax on Vehicles and Animals.	Total.		
			On Value.	By Meter Measurement.	Compounded Tax.	On Value.	At a special rate.				
1	2	3	4	5	6	7	8	9	10	11	12
1932-33.		Rs. a. p.	Rs. a. p.	Rs. a. p.	Rs. a. p.	Rs. a. p.	Rs. a. p.	Rs. a. p.	Rs. a. p.	Rs. a. p.	Rs. a. p.
A	1,055	1,43,819 3 6	23,622 11 0	9,169 12 0	815 12 0	39,546 8 0	16,681 15 0	2,33,655 13 6	739 4 0	2,34,395 1 6
G. P. R.	288	4,00,777 4 0	188 12 0	40,907 9 0	15 0 0	19,574 8 0	921 11 0	4,62,384 12 0	689 8 0	4,63,074 4 0
T	571	61,343 7 0	16,894 15 0	4,346 11 0	57 0 0	14,063 13 0	96,705 14 0	146 0 0	96,851 14 0
B	1,430	1,86,427 5 6	56,142 10 6	11,194 9 0	656 10 0	51,910 14 6	4,583 4 0	3,10,915 5 6	300 0 0	3,11,215 5 6
C	790	90,333 11 0	37,916 2 0	1,054 1 0	313 0 0	32,738 9 0	3,556 5 0	1,65,911 12 0	28 0 0	1,65,939 12 0
D	1,274	1,08,298 1 0	32,860 13 0	15,421 6 0	437 10 0	29,881 9 0	13,728 3 0	2,00,627 10 0	500 8 0	2,01,128 2 0
E	871	61,544 2 0	19,872 2 0	1,518 4 0	244 11 0	16,493 4 0	10 8 0	10,226 12 0	1,09,909 11 0	108 0 0	1,10,017 11 0
F	155	45,942 7 6	4,728 7 0	2,911 10 0	32 5 0	11,953 14 6	1,559 12 0	67,128 8 0	30 0 0	67,158 8 0
G	766	30,798 11 0	8,522 8 0	21,956 12 0	20 14 0	8,517 5 0	1,815 11 0	71,431 13 0	420 0 0	71,851 13 0
Total	7,400	11,29,284 4 6	2,00,749 0 6	1,08,480 10 0	2,592 14 0	2,24,680 5 0	932 3 0	51,951 14 0	17,18,671 3 0	2,961 4 0	17,21,632 7 0

MUNICIPAL OFFICE,
BOMBAY, 31st July 1933.

H. S. KATRAK, F.C.R.A.,
T. J. PAREKH,
Municipal Auditors.

366

Appendix B.

Summary of outstanding bills of Rates and Taxes for the year 1931-32, and previous years in the hands of the Ward Clerks and in the office of the Assessor and Collector on 31st March 1933.

Wards.	No. of Bills.	Details of Demand.							Total.	REMARKS.
		General Tax.	Water Tax.			Balalkhore Tax.		Tax on Vehicles and Animals.		
			On Value.	By Meter Measurement.	Compounded Tax.	On Value.	At a special rate.			
1	2	3	4	5	6	7	8	9	10	
		Rs. a. p.	Rs. a. p.	<i>For the year 1922-23.</i>		Rs. a. p.	Rs. a. p.	Rs. a. p.	Rs. a. p.	
F Ward	1	16 11 0	9 13 0	26 7 0	
Total ...	1	16 11 0	9 13 0	26 7 0	
				<i>For the year 1923-24.</i>						
F Ward	5	50 5 0	17 7 0	27 7 0	95 8 0	
F "	2	33 6 0	19 8 0	52 14 0	
Total ...	7	83 11 0	17 7 0	46 15 0	148 1 0	
				<i>For the year 1924-25.</i>						
TW ard	1	169 6 0	169 6 0	
D "	14	296 13 0	153 0 0	28 8 0	146 0 0	624 5 0	
E "	2	23 0 0	15 1 0	38 1 0	
F "	6	85 15 0	28 3 0	22 6 0	136 8 0	
G "	2	23 10 0	23 10 0	
Total ...	25	598 12 0	181 3 0	28 8 0	183 7 0	991 14 0	
				<i>For the year 1925-26.</i>						
T Ward	2	23 10 0	23 10 0	
D "	7	266 4 0	88 9 0	70 13 0	425 10 0	
E "	14	712 9 0	114 4 0	12 0 0	233 9 0	1,072 6 0	
G "	8	76 7 0	25 2 0	1,138 8 0	19 14 0	1,269 15 0	
Total ...	31	1,078 14 0	227 15 0	1,150 8 0	324 4 0	2,781 9 0	

Appendix B—(continued).

Wards.	No. of Bills.	Details of Demand.								REMARKS.
		General Tax.	Water Tax.			Halalkhore Tax.		Tax on Vehicles and Animals.	Total	
			On Value.	By Meter Measurement.	Compounded Tax.	On Value.	At a special rate.			
1	2	3	4	5	6	7	8	9	10	
		Rs. a. p.		Rs. p. a.		For the year 1926-27.		Rs. a. p.		
T Ward	2	35 2 0	85 2 0	
D "	13	1,105 9 0	113 4 0	289 18 0	1,508 10 0	
E "	10	1,937 15 0	370 1 0	519 13 0	2,827 13 0	
F "	3	473 13 0	473 13 0	
G "	11	330 2 0	75 2 0	1,093 0 0	59 14 0	1,458 2 0	
Total	39	3,308 12 0	558 7 0	1,566 13 0	869 8 0	6,303 8 0	
		Rs. a. p.		Rs. p. a.		For the year 1927-28		Rs. a. p.		
T Ward	2	35 2 0	35 2 0	
B "	1	34 13 0	9 1 0	43 14 "	
C "	1	26 6 0	21 2 0	16 14 0	64 6 0	
D "	14	1,026 10 0	87 14 0	268 15 0	190 0 0	1,573 7 0	
E "	11	3,102 7 0	690 7 0	820 0 0	4,612 14 0	
F "	9	266 13 0	549 4 0	69 10 0	60 0 0	945 10 0	
G "	32	1,930 5 0	662 2 0	678 0 0	532 2 0	3,802 9 0	
Total	70	6,423 7 0	1,461 9 0	1,227 4 0	1,716 10 0	250 0 0	11,077 14 0	
		Rs. a. p.		Rs. p. a.		For the year 1928-29.		Rs. a. p.		
A Ward	1	8 10 0	15 6 0	12 5 0	35 5 0	
T "	10	86 6 0	16 14 0	16 12 0	120 0 0	
B "	5	582 7 6	111 0 0	693 7 6	
C "	5	121 10 0	48 7 0	31 12 0	196 13 0	
D "	38	1,609 12 0	245 1 0	616 14 0	421 8 0	444 0 0	3,337 3 0	
E "	15	2,781 14 0	572 10 0	113 12 4	725 10 0	4,193 14 4	
F "	6	266 12 0	...	9 14 0	69 10 0	846 4 0	
G "	41	2,255 7 0	726 0 0	284 1 0	1 0 0	592 8 0	8,858 11 0	
Total	116	7,712 14 6	1,619 6 0	1,024 9 4	1 0 0	1,980 12 0	444 0 0	12,782 9 10	

Appendix B—(concluded).

Wards.	No. of Bills.	Details of Demand.							REMARKS.		
		General Tax.	Water Tax.			Halalkhore Tax.		Tax on Vehicles and Animals.		Total.	
			On Value.	By Meter Measurement.	Compounded Tax.	On Value.	At a special rate.				
1	2	3	4	5	6	7	8	9	10		
		<i>For the year 1929-30.</i>									
A Ward	11	Rs. a. p. 80 0 0	Rs. a. p. 48 2 0	Rs. a. p.	Rs. a. p.	Rs. a. p. 38 5 0	Rs. a. p.	Rs. a. p. 62 0 0	Rs. n. p. 228 7 0		
G. P. R.	2	4,567 6 0	4,567 6 0		
T Ward	20	273 10 0	52 4 0	66 10 0	392 8 0		
B "	10	1,253 5 0	254 7 0	303 12 0	25 0 0	1,836 8 0		
C "	12	678 9 0	198 14 0	158 12 0	40 0 0	1,076 3 0		
D "	24	1,230 0 0	123 2 0	1,211 2 8	322 6 0	415 0 0	3,301 10 8		
E "	22	2,971 10 0	525 13 0	809 13 0	123 4 0	4,430 8 0		
F "	8	886 0 0	371 0 0	296 12 0	1,553 12 0		
G "	45	2,506 2 0	708 15 0	288 1 0	2 0 0	600 3 0	55 0 0	4,160 5 0		
Total	154	14,446 10 0	2,282 9 0	1,499 3 8	2 0 0	2,596 9 0	720 4 0	21,547 3 8		
		<i>For the year 1930-31.</i>									
A Ward	30	5,263 5 0	88 10 0	2,567 3 0	285 0 0	8,204 2 0		
G. P. R.	39	5,000 1 0	8,630 15 0	106 6 0	13,797 8 0		
T Ward	42	1,911 13 0	480 4 0	418 3 0	2,810 4 0		
B "	50	5,746 14 "	1,237 5 0	1,408 11 0	217 11 0	8,610 9 0		
O "	34	3,422 7 0	1,529 2 0	1,206 1 0	331 0 0	6,488 10 0		
D "	41	2,130 7 0	128 8 0	1,773 2 0	557 5 0	575 0 0	5,164 1 0		
E "	46	7,729 9 0	920 8 0	240 3 0	2,127 13 0	98 0 0	11,125 1 0		
F "	20	1,316 3 0	441 15 0	361 2 0	423 5 0	2,544 9 0		
G "	87	3,621 11 0	1,110 12 C	655 12 0	4 0 0	961 2 0	407 5 0	6,760 10 0		
Total	389	36,204 6 0	5,945 11 0	11,300 0 0	4 0 0	9,713 14 0	2,337 5 0	65,505 4 0		
		<i>For the year 1931-32.</i>									
A Ward	121	13,713 7 0	974 9 0	9,560 3 0	20 0 0	4,050 3 0	1,706 0 0	30,024 6 0		
G. P. R.	48	8,780 11 0	0 15 0	8,340 12 0	1,124 1 0	210 2 0	18,456 9 0		
T Ward	268	8,499 13 0	1,683 14 0	1,965 0 0	5 12 0	1,510 5 0	13,664 12 0		
B "	210	37,038 7 6	8,147 2 0	2,830 9 0	4 8 0	10,486 6 0	529 0 0	59,026 0 6		
C "	60	10,999 2 0	2,218 15 0	14 2 0	2,955 14 0	406 11 0	16,594 12 0		
D "	139	6,911 7 0	1,576 13 0	1,827 3 8	1,985 10 0	1,835 0 0	14,136 1 8		
E "	102	11,885 13 0	1,870 2 0	479 1 0	3,367 8 0	833 6 0	18,435 14 0		
F "	46	2,242 1 0	729 9 0	11 12 0	605 9 4	608 5 0	4,197 4 4		
G "	168	8,455 6 0	2,273 7 0	148 12 0	4 0 0	2,369 2 0	552 0 0	13,802 11 0		
Total	1,162	1,08,516 3 6	19,475 6 0	25,151 8 8	60 2 0	28,454 10 4	210 2 0	6,470 6 0	1,88,338 6 6		

369

MUNICIPAL OFFICE,
Bombay, 31st July 1932. }

H. S. KATRAK, F.C.R.A.,
T. J. PAREKH,
Municipal Auditors.

Appendix C.

Summary of Appendices A and B.

Year.	Appendix A.		Appendix B.		Grand Total.	
	Number of Bills.	Amount.	Number of Bills.	Amount.	Number of Bills.	Amount.
1932-33	7,400	Rs. 17,21,632 7 0	Rs.	7,400	Rs. 17,21,632 7 0
Contribution from Government under Section 144 of the Act	5,44,201 12 0	5,44,201 12 0
1931-32	1,162	1,88,338 6 6	1,162	1,88,338 6 6
1930-31	389	65,505 4 0	389	65,505 4 0
1929-30	154	21,547 3 8	154	21,547 3 8
1928-29	116	12,782 9 10	116	12,782 9 10
1927-28	70	11,077 14 0	70	11,077 14 0
1926-27	39	6,303 8 0	39	6,303 8 0
1925-26	31	2,781 9 0	31	2,781 9 0
1924-25	25	991 14 0	25	991 14 0
1923-24	7	148 1 0	7	148 1 0
1922-23	1	26 7 0	1	26 7 0
Total	7,400	22,65,834 3 0	1,994	3,09,502 13 0	9,394	25,75,337 0 0

370

MUNICIPAL OFFICE,
BOMBAY, 31st July 1933.

H. S. KATRAK, F.C.R.A.,
T. J. PAREKH,
Municipal Auditors.

Appendix D.

Bills on account of Street Number Plates outstanding on 31st March 1933.

Ward.	Number of Bills.	Amount.	REMARKS.
		Rs. a. p.	
F ...	1	1 12 0	
G ...	8	17 8 0	
Total ...	9	19 4 0	

MUNICIPAL OFFICE,
BOMBAY, 31st July 1933. }

H. S. KATRAK, F.O.B.A.,
T. J. PAREKH,
Municipal Auditors.

Appendix E.

Bills on account of Riot Taxes outstanding on 31st March 1933.

Ward.	Additional General Tax No. 5.		Additional General Tax No. 6.		Additional General Tax No. 7.		REMARKS.
1	2	3	4	5	6	7	
	Rs.	Rs. a. p.	Rs.	Rs. a. p.	Rs.	Rs. a. p.	
A	1,243	70,302 11 0	136	566 5 0	187	655 10 0	
G. P. R.	71	1,92,492 8 0	8	4,143 7 0	8	2,902 2 0	
T	1,968	27,136 1 0	175	685 2 0	168	485 6 0	
B	3,132	1,16,787 10 0	973	3,766 6 0	1,487	4,105 7 0	
C	2,521	1,03,186 13 0	86	338 10 0	146	421 14 0	
D	1,314	44,254 15 0	29	141 15 0	55	216 12 0	
E	1,291	27,629 15 0	22	84 5 0	33	126 0 0	
F	286	4,537 7 0	
G	905	8,182 11 0	17	17 3 0	18	14 10 0	
Total ...	12,731	5,01,510 11 0	1,446	9,738 5 0	2,052	8,927 13 0	

MUNICIPAL OFFICE,
BOMBAY, 31st July 1933. }

H. S. KATRAK, F.C.R.A.,
T. J. PAREKH,
Municipal Auditors.

BOMBAY, 31st August 1933.

FROM

THE MUNICIPAL AUDITORS,
BOMBAY.

TO

THE MUNICIPAL SECRETARY,
BOMBAY.

SIR,

We have the honour to submit herewith our report on the Schools Committee's Schools Accounts for the year 1932-33 with a view to the same being printed with the Administration Report for the year.

We have the honour to be,

Sir,

Your most obedient servants,

H. S. KATRAK, F.C.R.A.,

T. J. PAREKH,

Municipal Auditors.

**REPORT ON THE SCHOOLS ACCOUNTS OF THE SCHOOLS COMMITTEE
FOR THE YEAR 1932-33.**

During the year under report the procedure in force since 1888 (*i.e.* passing of the Municipal Act and Bye-law No. 14 framed under Section 461 (*u*) of the Act) of auditing, in the next year, after the accounts were finally closed, the School Fund accounts under the control of the Schools Committee, by the Municipal Auditors appointed under Section 136 (3) of the Municipal Act, was changed and a weekly audit was carried out agreeably to Section 136 (1) of the Municipal Act. The necessity for this change was due to the fact that the Municipal Solicitors had opined that the Schools Committee's Schools accounts formed part of the Municipal General Fund and that Section 136 (1) regarding the audit of the Municipal accounts applied to the School accounts also. We are, however, of opinion that *under the existing circumstances* as the School accounts are treated in actual practice as accounts of a separate body, they do not form part of the Municipal General Fund and as such the provisions of the Municipal Act do not apply to them. The subject-matter was discussed at the Finance and General Purposes Committee of the Standing Committee and though a final decision has not yet been arrived at, we have, with due respect to the views of the Committee, carried out the audit of the accounts for the year under review, from week to week, but await formal approval and orders of the Standing Committee and the Corporation to the revised procedure. Though the current audit and examination of the books and vouchers was completed during the year, the final examination of the books etc., was finished by the middle of August 1933 after the accounts were finally closed. Important objections were communicated by special letters and minor objections through an objections book, for disposal.

2. The Schools Committee refunded the sum of Rs. 27,773-4-9, irregularly drawn by the Secretary, in the previous year, to the Municipal General Fund (Standing Committee Resolution No. 10380 dated the 8th March 1933). This amount has been taken as a set off against the contribution from the General Fund during the year.

3. The year under report opened with a balance of Rs. 20,711-3-7 which was in excess of the budgetted opening balance of that year by Rs. 711-3-7. This amount was therefore refunded to the Municipal General Fund agreeably to the orders of the Corporation in their Resolution No. 7666 dated the 28th November 1929 and was taken as a set off against the total sanctioned grant for the year in the Municipal General Fund account.

4. The following statement gives the figures for the Budget, Revised, and Actuals of the year under review together with the actuals of the previous year for comparison.

	Actuals 1931-32.	1932-33.		
		Budget.	Revised.	Actuals.
	Rs.	Rs.	Rs.	Rs.
Receipts	30,36,128	31,85,976	31,81,121	31,55,911
Expenditure	31,59,992	31,85,976	31,27,773	30,95,345

Comparison of Actuals.

5. The receipts for the year under review amounted to Rs. 31,55,911 against Rs. 30,36,128 in the previous year or Rs. 1,19,783 more. This is due to an increase of Rs. 1,30,203 in the Municipal contribution from the General Fund. The contribution for the year was fixed at Rs. 31,85,000 but after allowing for temporary reduction in salaries on account of the cut *viz.* Rs. 27,024 the net grant stood at Rs. 31,57,976. Out of this sum, however, a sum of Rs. 27,773-4-9 refunded by the Schools Committee, agreeably to the orders of the Standing Committee in their Resolution No. 10380 dated the 8th March 1933 was deducted leaving Rs. 31,30,203 available for expenditure during the year against Rs. 30 lakhs in the previous year. This increase was, however, counterbalanced by decreases of

Rs. 5,210 in school fees and Rs. 5,526 under Pension Fund Subscriptions. The fall in the School Fees was due to the outbreak of riots in the city in the beginning of the year the after-effects of which were responsible for an appreciable drop in the attendance of the school children up to October 1932. The decrease under Pension Fund Subscriptions was due to the retirements of old employees. On the expenditure side the actuals for the year aggregated Rs. 30,95,345 against Rs. 31,59,992 of the previous year or a decrease of Rs. 64,617 being the net result of decreases to the extent of Rs. 1,16,745 under several heads counterbalanced by increases of Rs. 52,098 under other heads. The increases were (Rs. 11,058) under Servants, (Rs. 15,271) under Rents, (Rs. 929) under Prizes, (Rs. 2,969) under Medical Inspection, (Rs. 15,905) under Pensions and Gratuities, &c., and (Rs. 5,966) under Municipal share towards Provident Fund. The increase under Servants was due to annual increments and to additional peons engaged while that under Rents was due to additional and better accommodation being taken up by the Schools Committee. There was no expenditure in the previous year under Prizes and hence the excess. Annual increments to staff and better clinical treatment account for the increase under Medical Inspection. Increase under Pensions, &c., was due to the retirements of a large number of employees and increased compassionate allowances. The Municipal share towards Provident Fund was more owing to annual increments to staff and to the new subscribers. On the other hand the savings were distributed amongst all the other heads due to various measures of retrenchment adopted by the Committee at the initiation of their Chairman,—an able educationist,—who, with his tact, energy, ability and daily attendance at the Schools Committee's office succeeded in effecting savings without impairing the efficiency of the department. During the year, though the Committee had to refund a sum of Rs. 27,773-4-9 being the amount of cheques drawn by the Secretary during the previous year, the closing balance shows an increase of Rs. 60,566 over the opening balance, in other words, the Committee have under the guidance of their able Chairman been enabled to effect savings of nearly Rs. 90,000.

6. Comparison of the Actuals with the Budget, and Revised Estimates for the year.

	Budget.	Revised.	Actuals.
	Rs.	Rs.	Rs.
Receipts	31,85,976	31,81,121	31,55,911
Expenditure	31,85,976	31,27,773	30,95,345

Under receipts the actuals for the year under review Rs. 31,55,911 were less than the Budget estimates by Rs. 30,065 (*i.e.*, Rs. 31,85,976—31,55,911). The decrease was mainly due to the Municipal contribution for the year which was fixed at Rs. 31,57,976 net (Rs. 31,85,000 given by the Corporation, less the reduction of Rs. 27,024 on account of the cut in salaries) was further reduced by a sum of Rs. 27,773 being the amount of cheques drawn by the Secretary, Schools Committee, in his favour between the 29th and 31st March 1932 not required for immediate payment having been refunded to the Municipal General Fund under the orders of the Standing Committee (Resolution No. 10380, dated the 8th March 1933). There were decreases under School Fees (Rs. 4,112) partly due to the abolition of Anglo-Vernacular schools managed by the Schools Committee from June 1932 and partly to a falling off in the attendance at Schools owing to the outbreak of riots in the beginning of the year and under Contribution to Pension Fund (Rs. 941) on account of retirements. The above decreases were, however, partially counterbalanced by special miscellaneous receipts (Rs. 2,809) from sale of handicraft exhibits of the pupils of schools and other miscellaneous receipts. On the expenditure side, the actuals Rs. 30,95,345 were less than the Budget estimate Rs. 31,85,976 by Rs. 90,031. The large savings are distributed amongst all the sub-heads excepting two, *viz.*, (1) Servants and (2) Pensions and Gratuities where there were increases of Rs. 7,479 and Rs. 5,181 respectively. The increase under (1) was due to annual increments and to the entertainment of additional peons and under (2) to a large number of retirements and to payments of compassionate allowances. The savings would have exceeded Rs. one lakh if the above excesses had not occurred. As stated above the savings were due to the strenuous efforts of the Committee under the guidance of its energetic and expert Chairman to resort to various measures of retrenchments bearing in mind the important factor of maintaining the standard of efficiency. On the receipt side the actuals fell short of the Revised estimate by Rs. 25,210 due to a reduction of Rs. 27,773 under Municipal contribution as explained above partially counterbalanced by the special receipts by sale of

handicraft for which no provision was made in the Budget or Revised. On the expenditure side the actuals resulted in a saving to the extent of Rs. 31,828 (Rs. 31,27,773—Rs. 30,95,945). The savings were distributed amongst all the heads excepting (1) Head Masters and Teachers, (2) Servants, (3) Census Establishment, (4) Petty Repairs. The increase under (1) Head Masters and Teachers was due to an increase in the number of pupils in the schools while that under Servants to acting arrangements in leave vacancies. The increase under Census Establishment was due to omission (*subsequently supplied*) from the Revised, through oversight, of the provision for printing charges of Census registers. The increase under Petty Repairs was on account of urgent repairs at the S. S. Bengali, Nal Bazar and Lord Harris schools. As regards the savings under other heads the noticeable one was under (1) Rents, due to the efforts of the Sub-Committee to reduce the rentals and partly due to not engaging fully the required accommodation, (2) Class Books, Prize books and furniture was due to the fact that a large stock of books and furniture purchased out of last year's grant was sufficient to meet requirements of the year under review (3) under Contingencies, etc., due to economies in the expenses on visual instructions, Boy Scouts, Girl Guides, School contingencies, etc., (4) Grants-in-Aid due to the 5 per cent. cut in the grants to some aided schools.

7. The following statement gives the transactions of the school accounts for the last five years :—

Year.	Receipts.	Expenditure.	Working balance.
	Rs.	Rs.	Rs.
1928-29	28,54,892	30,12,311	2,77,185
1929-30	31,56,759	29,68,295	2,94,021
1930-31	30,11,429	30,68,560	1,45,529
1931-32	30,36,128	31,59,992	20,711
1932-33	31,55,911	30,95,345	80,566

8. The increase in the working balance on the 31st March 1933 over that on the same date last year was the result of strict economy exercised during the year under all heads of expenditure. In accordance with the principle approved by the Corporation in their Resolution No. 7666, dated the 28th November 1929, the total amount repaid by the Schools Committee to the credit of the Municipal General Fund has aggregated Rs. 2,64,635-5-9. A further sum of Rs. 7,218-3-5 was paid during the year 1933-34 thus increasing the amount to Rs. 2,71,853-9-2.

9. During the year under review excesses were anticipated over the revised grants under some heads. The Secretary therefore applied for the Committee's sanction to the necessary transfers from savings in grants to meet the excesses in others under his Memorandum, dated the 13th February 1933 which were approved of by the Committee in their Resolution No. 911, dated the 13th February 1933. On the closing of the accounts it was found that there were small excesses over the revised grants under the heads (1) Free Reading Room and Libraries and (2) Pensions and Gratuities. A transfer was proposed by the Secretary in his Memorandum, dated the 8th May 1933 from savings in the grant for Medical Inspection to meet the excesses under the abovenamed heads which was granted by the Committee in their Resolution No. 99, dated the 9th May 1933. In this connection it may be observed that the procedure followed by the Secretary was irregular. Our suggestion to provide for excesses before the end of the year has been accepted. Owing to the vigorous efforts of the Committee in restricting expenditure and to the rise in the number of pupils on the rolls the average cost per pupil (worked out agreeably to the recommendation of the Standing Committee in their review of the Administration Report for 1931-32) comes to Rs. 49-2.

10. The Government grant received during the year 1932-33 after taking into account the heavy cut and the adjustments of previous years amounted to Rs. 6,18,501 (Government Resolution Educational Department No. 628, dated the 13th March 1933) against Rs. 850,000 provided in the Municipal General Fund Budget and Rs. 7,94,184 received during the previous year. The reduction was due to Government having refused to allow any grant on account of the Anglo-Vernacular schools maintained by the Committee and abolished from June 1932.

11. The total assets and the working balance of the School Fund on the 31st March 1933 were Rs. 18,49,862-15-1 and Rs. 80,566-3-5 respectively as shown below.

ASSETS.

	Rs.	a.	p.
Surplus cash investment with the Imperial Bank of India :—			
3½ per cent. Government Promissory Notes of the face value of			
Rs. 11,200	10,801	0	0
Securities belonging to Prizes and other Funds with the Imperial			
Bank of India for safe custody	1,87,200	0	0
Security deposits from Contractors	300	0	0
Chief Accountant, Bombay Municipality, deposits regarding Provi-			
dent Fund investments	15,55,922	0	0
	Rs.	a.	p.
Advances recoverable :—			
(a) Advances to Officers	437	8	0
(b) Advances to Teachers	3,230	0	0
		3,667	8 0
Balances :—			
(1) With the Imperial Bank of India	91,783	4	0
(2) In Office Treasury	189	3	1
		91,972	7 1
Total Rs. ..	18,49,862	15	1

LIABILITIES.

	Rs.	a.	p.
Deposit Account	9,774	4	3
Unclaimed Wages Deposit Account	3,194	8	0
Cash Deposits from Contractors	2,125	0	0
Paper Deposits from Contractors	300	0	0
Provident Fund Account	15,60,100	0	6
Amount of Prize Funds	1,93,062	11	11
Donations for Scholarships to Girls in Urdu Schools	504	0	0
Income Tax	236	3	0
	Total Rs.	17,69,296	11 8
	Balance Rs.	80,566	3 5
Grand Total Rs. ..	18,49,862	15	1

12. The cash balance of Rs. 189-3-1 in Office treasury was counted and found correct. The balance in the Bank Pass Book (Rs. 99,426-1-3) differs from that shown in the Cash Book (Rs. 91,783-4-0) by Rs. 7,642-13-3. The difference is due to cheques drawn on or before the 31st March 1933 not having been cashed during the year. The safe custody receipts for Government Promissory Notes and other securities lodged with the Imperial Bank of India were examined and found correct.

H. S. KATRAK, F.C.B.A.,

T. J. PAREKH,

Municipal Auditors.

BOMBAY, 31st August 1933.

BOMBAY, 11th September 1933.

FROM

THE MUNICIPAL AUDITORS,
BOMBAY

TO

THE MUNICIPAL SECRETARY,
BOMBAY.

SIR,

We beg to submit herewith our report on the Municipal Accounts for the year 1932-33 as required by Section 137 (1) of the Bombay Municipal Act of 1888 with a view to the same being printed and submitted to the Standing Committee and the Corporation as usual with the Administration Report.

We have the honour to be,
Sir,
Your most obedient servants,
H. S. KATRAK, F.C.R.A.,
T. J. PAREKH,
Municipal Auditors.

REPORT OF THE AUDITORS ON THE MUNICIPAL ACCOUNTS FOR THE YEAR 1932-33.

Khan Bahadur H. S. Katrak, F.C.R.A., and Mr. Thakordas J. Parekh were appointed auditors for the year 1932-33 under Section 136(1) of the Municipal Act (*Vide* Corporation Resolution No. 11281, dated the 3rd March 1932).

2. During the year under report the noteworthy change in the allocation of charges was the merging of the Pensions, Gratuities, and Compassionate allowances charges which were hitherto debited to the sub-head under the minor head "E—Miscellaneous charges" subordinate to I—General Supervision, Collection of Revenue &c., under the new head XVI—Provident Fund, Pensions, Gratuities and Compassionate allowances. The accounts were checked from day to day and the vouchers relating to receipts, disbursements and adjustments were examined in detail and checked with the entries in the Day Book; the entries in the Day Book being traced to the ledgers (abstract accounts). The Weekly Abstract accounts were examined as soon as they were produced prior to their submission to the Standing Committee and publication in the Government Gazette.

General Fund.

3. The figures for the Budget, Revised and Actuals for the year under review are given in the following statement together with the actuals of the previous year for comparison :—

Particulars.	Actuals. 1931-32.	1932-33.		
		Budget.	Revised.	Actuals.
	Rs.	Rs.	Rs.	Rs.
Revenue and Receipts ..	3,19,14,176	3,28,14,992	3,07,52,568	3,00,02,381
Expenditure	3,23,28,729	3,27,93,094	3,24,53,624	3,21,69,117
Surplus	21,898
Deficit	4,14,553	..	17,01,056	21,66,736
Unexpended grants to be renewed during the following year	4,39,052	3,03,570

Comparison of Accounts.

4. The Revenue and Receipts for the year under review were less by Rs. 19,11,795 when compared with those of the previous year. During the last year there were extraordinary receipts of Rs. 6,48,458 on account of transfers from the Land and Buildings Fund and Plant and Machinery Depreciation Fund. If this be omitted from the actuals of the previous year, the ordinary receipts for the year under report fall short of those of the previous year by Rs. 12,63,337 being the nett result of increases to the extent of Rs. 15,44,675 under certain heads and decreases of Rs. 28,08,012 under others. The more important variations are explained below :—

Heads.	Increases. Decreases.	
	(In thousands of Rupees).	
	Rs.	Rs.
General Tax	895
Town Duty	32
Cotton Duty	92
Tobacco Duty	69
Interest	419
Education	176
Medical Relief and Education	39
Street cleansing	174
Roads, Drains and Sewers	63
Buildings	487
Fire Brigade	40
Contribution to Revenue from Capital Works	22

The increase under Cotton Duty was due to imports being heavy owing to lateness of crops, that under Medical Relief and Education was due to a special receipt of Rs. 48,359 (from the Hospital Maintenance Fund) towards the maintenance of the Municipal Hospitals and to increased receipts from the G. S. M. College partially counterbalanced by a falling off under miscellaneous fees. The large increase under Building, etc., was due to increased receipts (469) on account of sale of surplus lands, (11) under Ground Rent and (21) under Miscellaneous receipts partially counterbalanced by a falling off of (12) under Rent of Buildings. The falling off under General Tax was distributed amongst all heads except (a) from the public and (b) B. B. & C.I. Railway where there were increases due to recoveries of arrears of previous years. The noticeable decreases were under Port Trust (160), Mills (579) and G.I.P. Railway (209). The decrease under Port Trust was due to the fact that last year's figures were high owing to payment of arrears of previous year on the quinquennial revision of valuation. Under Mills the decrease was owing to the refund of excess amounts paid provisionally in the previous year according to revised valuation which were subsequently reduced according to the award of the arbitrators. Under G. I. P. Railway to the withholding of payments on account of the dispute over the revised valuation. The decrease under Town Duties was the nett result of decreases of (614) under collections from the several agencies due to the depression in trade and communal riots counterbalanced by a falling off under refunds of (582). Owing to a dispute with Government regarding the division of Tobacco Duty between the Municipality and the City Improvement Trust, the payment of this duty was held back by Government from August 1932 and hence there was a falling off. Under Interest the receipts were low due to a falling off in the rates of interest on investments in view of the easy money market. The Government contribution towards Primary Education received during the year was Rs. 6,18,501 against Rs. 7,94,184 in the previous year due to an increase in the rate of out and to the non-payment by Government of Grants for Anglo-Vernacular schools which were maintained by the Schools Committee but discontinued from June 1932 and to the revised procedure adopted by Government for calculating the grant. The decrease under Street Cleansing was chiefly under Halalcore Tax for the reasons stated under General Tax. Under Roads Drains and Sewers the non-payment by the Bombay Telephone Company of their rent owing to dispute regarding way leave rental mainly accounts for the decrease. The decrease under Fire Brigade follows that under General Tax. The decrease under Contribution to Revenue from Capital Works was due to less expenditure on Capital Works.

On the expenditure side the actuals for the year under review (Rs. 3,21,69,117) fell short of those of the previous year (Rs. 3,23,28,729) by Rs. 1,59,612, being the nett result of decreases under certain heads to the extent of Rs. 10,71,299 and increases under others of Rs. 9,11,687. The actuals of the previous year under the head I—General Supervision included Rs. 5,20,483 on account of Pensions, Gratuities, &c., under E.—Miscellaneous charges. Allowing for the deductions on account of $\frac{1}{2}$ and $2\frac{1}{2}$ per cent. charged to II—Water Works and XIV—Markets and Slaughter Houses (Rs. 78,072) the nett amount of Rs. 4,42,411 was transferred to the new head XVI—Provident Fund, Pensions, etc., in the appendix 4 of the report of the year in view of the changes in classification made during the year. The important variations are explained below :—

Heads.	Increases.	Decreases.
	(In thousands of Rupees)	
I General Supervision	165
II Water Works	155
III Education	176
VI Medical Relief and Education	30
VII Street cleansing	89
VIII Roads, Drains and Sewers	58
X Buildings, Land Acquisition and Management .	67
XIV Markets and Slaughter Houses	83
XVI . Provident Fund, Pensions, Gratuities, etc., ..	116

The savings under I—General Supervision were (43) under Establishments in several sections due to vacancies and abolition of posts, (55) under Election charges due to the absence of printing of Electorate Rolls and to no General Elections being held during the year, (16) under Repairs due to less expenditure for the upkeep of the Municipal Head Office and (50) under debt charges due to the repayment of the Loan of 8 lakhs and to the re-allocation of debt charges during the year. The savings under Water Works were under Repairs and Maintenance due to less expenditure on repairs and extraordinary repairs and under debt charges due to the repayment of a portion of the Tansa Water Works Loan partially counterbalanced by extra labour charges and increased expenditure on chlorinating the Bombay water supply. The decrease under Medical Relief and Education was under Establishment and in charges for medicines and repairs and new works partially counterbalanced by an increase under Infectious Diseases Hospital on account of small-pox epidemic and in King Edward Memorial Hospital for water supply charges which were for the first time adjusted during the year. The savings under street cleansing were under labour charges, purchase of live stock, purchase of hose and to the introduction of lorries for removal of town refuse in lieu of bullock traction and under halalcore charges due to the subvention scheme partially counterbalanced by increases under New Works and debt charges due to the payment for the first time of the equated payment on account of the loans obtained from the Special Funds. Under Markets and Slaughter Houses the decrease was distributed amongst all heads due to savings under Ground Rent charges and special repairs, feed of cattle, Rates and taxes, New Works, and debt charges due to the transfer to III—Education the debt charges of the Gilder Tank Market which has been made over to the Schools Committee for their offices and schools. On the other hand there were increases under Education due to the increased contribution to the Schools Committee for primary education from the Municipal General Fund and to increased debt charges which were transferred from markets and slaughter houses on the conversion of the Gilder Tank Market into an educational building. Under Roads, Drains and Sewers the increase was mainly under Public Lighting on account of additional gas lamps in substitution of oil lamps, under New Works due to the large number of new works carried out and under Debt charges due partly to the re-allocation of Debt charges on the basis of actual expenditure incurred out of the recent loans and partly to the equated payments for the first time of the loans of 8½ lakhs advanced from the Plant and Machinery Depreciation Fund and interest on the advance of 9½ lakhs from the Special Funds during 1932-33. Under Buildings, Land Acquisition and Management the increase in the equated payment on the portion of Rs. 14,17,400 out of the 2½ crores Loan as approved by Corporation in their Resolution No. 5253 dated the 11th September 1926 and partly to re-allocation on the basis of actual expenditure incurred out of recent loans. Under XVI the increase is chiefly under charges for Pensions and Gratuities to a large number of retirements

COMPARISON OF THE ACTUALS WITH THE BUDGET AND REVISED ESTIMATES OF THE YEAR.

Revenue.

The Budget estimate of the year for Revenue and Receipts was fixed at Rs. 3,28,14,992 against which the actual realizations have amounted to Rs. 3,00,02,381 or Rs. 28,12,611 less being the nett result of decreases to the extent of Rs. 39,22,005 under some heads and increases of Rs. 11,09,394 under other heads. The important variations were as follows :—

<i>Increases.</i>		<i>Decreases.</i>	
Public Health	13	General Tax	1,303.
Medical Relief	53	Town Duties	373.
Mechanical	17	Cotton Duty	471
Buildings, etc.	331	Tobacco Duty	34
Licensing Department	23	Interest	220.
		Water Works	95.
		Education	231
		Street Cleansing	324
		Roads, Drains and Sewers	84
		Fire Brigade	64
		Markets and Slaughter Houses	37
		Contribution to Revenue from Capital Works	21.

The increase under Public Health was due to an improvement under miscellaneous receipts and fees and sale of rights while that under Medical Relief and Education was due to a special receipt of Rs. 48 from the Hospital Maintenance Fund and increase of 8 under Gordhandas Sunderdas Medical College. Under Mechanical the actuals include 14 on account of profit realized on the working of Motor Transport. Increased receipts (438) from the sale-

of surplus lands during the year and (69) under Miscellaneous fees partially counterbalanced by a falling off of (115) under Rent of Buildings and (11) under Ground Rent account for the increase under Buildings, Land Acquisition and Management. Under Licensing Department there were increases of (20) under license fees and (3) under Advertisements. Under General Tax the decrease was distributed amongst all heads except B.B. & C.I. Railway, the chief of which were (189) under receipts from the public due to decrease in rents, (856) from Mills due to the refund of excess amounts received from mills in the previous year according to the revised valuation which were subsequently reduced agreeably to the award of the arbitrators and (216) from the G.I.P. Railway due to the non-recovery of bills on account of the dispute over the revised valuations. Under Town Duties and Cotton Duty the actuals fell short by (373) and (471) respectively due to trade depression, disturbed political conditions and communal riots. Owing to a dispute with Government regarding the division of Tobacco receipts between the Municipality and City Improvement Trust the payment of these receipts was held back by Government from August 1932. Owing to easy money market, very low rates of interest were realized on investments and hence the falling off in the anticipated receipts of interest for the year. Under Water Works, Street Cleansing and Fire Brigade the falling off was in the realization of Taxes for reasons given under General Tax. Under Education the Government grant received during the year was (231) less than that provided for due to a cut of 15 per cent. and to the change in the method of calculating the grant on the basis of the average number of pupils during the year instead of at the end of the year and to the discontinuance of the grant for Anglo-Vernacular schools managed by the Schools Committee which were closed from June 1932. Under Roads, Drains and Sewers the decrease is under Wheel Tax (20) due to smaller number of vehicles, both private and public in use during the year, (65) under Rent from the Bombay Telephone Company owing to dispute regarding way leave rental and (11) under Rent of Lands and Buildings. Reduced receipts under slaughter fees mainly caused a falling off under Markets and Slaughter Houses. The decrease under Contribution from Capital Works to Revenue was due to less expenditure on Capital Works during the year. The Revised for the year was fixed at Rs. 3,07,52,568 against which the actual realization was Rs. 3,00,02,381 resulting in a falling off of Rs. 7,50,187. There were increases under some heads to the extent of Rs. 4,96,323 while under others the decreases aggregated Rs. 12,46,510. The decreases were chiefly under General Tax (525), Town Duties (48), Cotton Duty (171), Tobacco Duty (34), Interest Receipts (20), Street Cleansing (64), Roads, Drains and Sewers (24), Fire Brigade (22) and Contribution from Capital Works to Revenue (21). These were, however, partially counterbalanced by increases under H—Miscellaneous (33) due to increased miscellaneous receipts and Rents of Lands and Buildings, under Water Works due to an increase in the revenue by meter measurement, Buildings and Land Acquisition (122) due to increased receipts on account of sale of land. The variations were due to the figures for the Revised not having been realized as anticipated for the reasons given above.

Expenditure.

On the expenditure side the actuals for the year under review aggregated Rs. 3,21,69,117 against the Budget estimate of Rs. 3,27,93,094 and the Revised estimate of Rs. 3,24,53,624 resulting in savings of Rs. 6,23,977 when compared with the Budget and Rs. 2,84,507 when compared with the Revised. The savings of (624) was the nett result of savings aggregating (720) under several heads counterbalanced by increases of (81) under General Supervision and under Water Works (7) and Education (8). The increase under General Supervision was chiefly under law charges. The savings of 720 were distributed as follows :—

	In thousands of Rupees.
VI Medical Relief and Education	82
VII Street Cleansing	217
VIII Roads, Drains and Sewers	143
IX Mechanical	71
X Buildings, Land Acquisition, etc.,	17
XI Fire Brigade	28
XII Licensing Department	3
XIII Gardens and Open Spaces	13
XIV Markets and Slaughter Houses	54
XV Contribution to the City Improvement Trust	74
XVI Provident Fund, Pensions, Gratuities, etc.,	18
	720

The savings under Medical Relief and Education were under (1) Grants-in-aid to public Medical Institutions, &c., (2) K. E. M. Hospital due to less charges under Establishment, Medicines and Appliances and repairs, (3) under G. S. M. College chiefly under Establishment. The decrease under Street Cleansing, &c., was due to less labour charges on account of reduction in the number of begaries, under Bullock Traction to the introduction of lorries, less charges under purchase of live stock and other materials and repairs to carts and to reduction in the number of Halalcores due to the subvention scheme. The savings under VIII—Roads, Drains and Sewers were distributed amongst all sub-heads but were chiefly under Maintenance of Roads and Debt charges due to re-allocation of charges. Under Mechanical the savings were chiefly under Pumping and Compressor Stations, Transport and Debt charges. Under Fire Brigade the savings were chiefly under Establishment charges and purchases of stores while that under Markets and Slaughter Houses due to savings in Establishment charges, feed of animals, and Debt charges. Under Contribution to City Improvement Trust the decrease was due to less realization of General Tax. The savings as compared with the Revised are distributed amongst several heads due chiefly to the Revised estimates having provided high, for the reasons stated above.

The Budget estimates for the year under review closed with a surplus of Rs. 21,898 which was converted into a deficit in the Revised estimates of Rs. 17,01,056 owing to an anticipated decrease of nearly 21 lakhs in revenue and savings of nearly 4 lakhs in expenditure. The actual transactions for the year, however, resulted in a deficit of Rs. 21,66,736, the largest ever recorded during the last 67 years in the history of the Municipality. The heaviest one was in 1865 of Rs. 25,95,546. The actual results of the year are much worse when compared with the Budget estimates which apparently disclose that the Revenue Budget was not framed on a sound basis. The actual results of the last five years were as follows :—

Year.	Receipts.	Expenditure.	Surplus+ Deficit.—
	Rs.	Rs.	Rs.
1928-29	3,15,33,383	3,27,50,278	—12,16,895
1929-30	3,31,40,098	3,30,00,829	+1,39,269
1930-31	3,20,46,672	3,26,47,552	—6,00,880
1931-32	3,19,14,176	3,23,88,729	—4,14,553
1932-33	3,00,02,381	3,21,69,117	—21,66,736

Net result of the last five years—Rs. 42,59,795 or an average yearly deficit of Rs. 8,51,959. The revenue for the year 1931-32 includes extraordinary receipts aggregating Rs. 6,48,457. If this amount be omitted the actual deficit for that year calculated on the basis of ordinary revenue and expenditure amounts to Rs. 10,63,010 and the total actual deficit for the last three years aggregated Rs. 38,30,626. Thus giving an average yearly deficit of Rs. 12,76,875. In other words the borrowing capacity of this Municipality seems to be almost exhausted and notwithstanding this yearly deficit the debt charges are increased by raising loans from Special Funds. The question as regards sanction to these loans (received from Special Funds) was discussed by us with the Municipal Commissioner and the Legal Assistant. The latter officer is of opinion that as the loans raised are from Special Funds and not from any person or persons as given in Section 106 of the Municipal Act, the sanction of Government was not necessary. The loans are raised from the custodians of the Fund and as such come under the provisions of the Act. Further the Government of Bombay in their letter to the Municipal Commissioner No. 2470-E, dated the 3rd February 1931 have directed that whenever loans are raised, the Auditors appointed by the Municipal Corporation under Section 136(1) of the Bombay Municipal Act of 1888 should certify that the Municipality is able to meet debt charges from *current revenues*. In these circumstances and in view of the large deficits occurring year after year, it appears to us necessary that Government be informed by the Corporation of the practice of raising loans from Special Funds.

Taking into account the decrease in the amount of renewed grants and in the liabilities on account of the Contribution to the City Improvement Trust the deficit for the year is reduced to Rs. 18,68,839 (*Vide* Appendix 2 of the Chief Accountant's Report). The amount of lapsed

grants estimated to be renewed in 1933-34 aggregated Rs. 3,03,570 against Rs. 4,39,052 in 1932-33 showing a decrease of Rs. 1,35,482. The percentage of outstanding charges compared with the actuals of the last five years is as follows :—

Year.	Grants to be renewed for expenditure during the following year.	Total Expenditure.	Percentage of grants to be renewed to total expenditure.
	Rs.	Rs.	Rs.
1928-29	8,28,858	3,27,50,278	2.53
1929-30	4,99,110	3,30,00,829	1.5
1930-31	6,17,635	3,26,47,552	1.9
1931-32	4,39,052	3,23,28,729	1.4
1932-33	3,03,570	3,21,69,117	.94

The percentage is the lowest during the year. The figure of lapsed grants to be renewed viz. Rs. 3,03,570 is made up of Rs. 1,67,539 on account of interest charges on Municipal Debentures due but not paid up to the end of 1932-33 and the balance of Rs. 1,36,031 is distributed amongst several heads and is intended to meet liabilities incurred or to be incurred.

Loans Funds Expenditure.

The following statement gives the figures for the Budget, Revised, and Actuals of the year under review together with the actuals of the previous year for comparison :—

Particulars.	Actuals. 1931-1932.	1932-33.		
		Budget.	Revised.	Actuals.
	Rs.	Rs.	Rs.	Rs.
Loan and Trust Funds Works	13,42,975	13,40,300	13,40,666	9,21,845

The above figures are exclusive of charges on account of subvention paid during the year. The actuals (Rs. 9,21,845) fell short of the Budget (Rs. 13,40,300) by Rs. 4,18,455 and the Revised by Rs. 4,18,821. The percentage of decrease being 31 which is higher than that of the last year when compared with the Revised estimates. Efforts should be made by the departmental officers to frame their estimates (Revised) in such a way as to nearly approach the results of the year. Under Loan Funds inclusive of Trust Funds the balance on 1st April 1932 was Rs. 6,59,984. During the year an advance of Rs. 9½ lakhs was taken from Special Funds (Rs. 8 lakhs from the Road Renewal Fund and Rs. 1½ lakhs from the Plant and Machinery Depreciation Fund) for financing Capital expenditure, out of Rs. 13 lakhs sanctioned by Corporation (Resolution No. 5373, dated the 6th October 1932). The interest on Trust Fund investments amounted to Rs. 15,493. Thus the total amount available for expenditure during the year amounted to Rs. 16,25,477 against which the expenditure amounted to Rs. 14,21,845 (Rs. 13,58,423 on account of Loan Fund inclusive of subvention charges and Rs. 63,422 on account of Trust Fund) vide appendix 8 of the Chief Accountant's Report. The balance at the end of the year was Rs. 2,03,632 (Rs. 28,273 on account of Loan Funds and Rs. 1,75,359 on account of Trust Funds).

Loans.

In the Loan Works Budget estimate for the year under review a provision of Rs. 16 lakhs was made for raising a loan for financing Capital Works. In view, however, of the savings that had accrued on completed works, a sum of Rs. 13 lakhs was considered sufficient. Instead of raising the loan in the open market, the Corporation (to save advertisement, brokerage, &c., charges) sanctioned an advance of Rs. 13 lakhs from Special Funds on the basis of 4½ per cent.

interest repayable by means of equated payments within 20 years. The amount actually taken during the year was Rs. 9½ lakhs. The total amount repaid during the year in liquidation of Municipal Debt aggregated Rs. 72,80,719 as per following details:—

<i>Loans raised from Government.</i>		Rs.	a.	p.
Vehar Water Works Debt		50,710	0	0
Instalments of equated payments on account of several loans raised from Government		23,14,803	0	0
Total ..		23,65,513	0	0

<i>Loans raised from Public.</i>		Rs.	a.	p.
Repayment of a portion of Tansa Works Loan of Rs. 147 lakhs		48,86,500	0	0
The 35 lakhs various Sanitary Works Loan of 1890-91		3,000	0	0
Total Rs. ..		48,89,500	0	0

<i>Loans from Special Fund.</i>		Rs.	a.	p.
Equated payment of the Loan of Rs. 8½ lakhs advanced from Special Fund ..		25,706	0	0
Total Rs. ..		25,706	0	0
Grand total ..		72,80,719	0	0

(a) The sum of Rs. 48,89,500 was made up of Rs. 47,50,454 paid out of Sinking Funds and Rs. 1,39,046 out of the Net Premia Fund.

Suspense and Advance Accounts.

A Budget estimate is prepared every year for these heads and submitted to the Corporation for their sanction. The actual transactions of the year in some cases differ widely from the estimates. It is therefore necessary that efforts may be made to prepare the estimate so as to follow as far as possible the actual transactions of the year.

Advances to Municipal Officers :—The balance on the 31st March 1933 was Rs. 18,633-9-6 against Rs. 22,305-9-6 on the same date last year.

	Balance on 31st March 1932.		Balance on 31st March 1933.	
	Rs.	a. p.	Rs.	a. p.
(1) Standing advances for contingent expenses.	12,410	9 6	12,425	9 6
(2) Advances to officers for purchase of Motor Cars and Motor Cycles	9,815	0 0	6,083	0 0
(3) Cycle advances to Subordinates	80	0 0	125	0 0
Total ..	22,305	9 6	18,633	9 6

The falling off in the balance was chiefly due to the recoveries under the second head being more than the payments. The estimates provided for payments of Rs. 10,000 and recoveries of Rs. 11,000, against which the actuals were Rs. 2,457-8-0 and Rs. 6,189-8-0 respectively.

Advances to Municipal Contractors and Tenderers—The balance outstanding on the 31st March 1933 against the Municipal Contractors was Rs. 200-6-3 against nil in the previous year. There was no outstanding against Municipal Tenderers.

The balances outstanding on the 31st March 1933 under the following heads compared with those on the same date of the previous year were as follows :—

Heads.	Balance on 31st March 1932.			Balance on 31st March 1933.		
	Rs.	a.	p.	Rs.	a.	p.
Departmental Works	23,161	4	1	10,051	11	10
Private Works	27,470	12	3	32,932	15	8
Asphalt Plant and Crushers	3,968	10	10	45,906	12	1
Purchase of Petrol	3,099	6	0	5,136	7	0
Purchase of Coal	33,161	0	7	14,559	9	8
Levelling and Metalling	1,33,118	13	3	1,18,889	14	10
Workshops	34,600	7	0	33,438	5	7
Sundries Miscellaneous	5,20,241	4	9	2,68,676	5	1
Advances from Plant and Machinery Depreciation Fund for Capital Works	8,50,000	0	0	9,74,294	0	0
Advances from Road Surfaces Renewal Fund for Capital Works			8,00,000	0	0

The decrease under Departmental Works in the outstanding balance on 31st March 1933 compared with that on the same date last year was due to prompt adjustments while the increase under Private Works was chiefly under Roads, Buildings and Drainage owing to the non-recovery of outstanding bills. Under Asphalt Plant and Crushers the closing balance of outstanding bills and of stock on hand amounted to Rs. 70,847 and after allowing for a net credit balance of Rs. 14,015 on account of Profit and Loss account and Rs. 10,925 on account of Royalty, the net balance stood at Rs. 45,907. The increase under Purchase of Petrol was due to the value of petrol in stock at the close of the year together with the outstanding bills while the decrease under Purchase of Coal was due to the stock on hand at the close of the year being much less than that of the previous year. Excess of recoveries over expenditure under Levelling and Metalling of private streets accounts for the decrease in the outstanding balance at the close of the year. Under Workshops the falling off was the result of a decrease in the deficit on the year's working which amounted to Rs. 5,533-11-0 against Rs. 10,663-1-2 partially counterbalanced by increases in the value of stores issued and in the amount due from other departments. Though the rate of overhead charges during the year remained at 70 per cent in addition to shop and other incidental charges (Corporation Resolution No. 4192, dated the 6th August 1931), there is still a deficit of Rs. 5,533-11-0 which will have to be written off under the orders of the Corporation. From the year 1933-34 this high percentage of overhead charges is abolished and an uniform rate of 3½ per cent. on account of Supervision charges has been substituted (Corporation Resolution No. 3025, dated the 13th July 1933). Under Miscellaneous Sundries the decrease was mainly due to the subvention charges for the conversion of insanitary basket privies into water closets having amounted to Rs. 2,50,000 only against Rs. 5,00,000 in the previous year. This amount is in the first instance met out of an advance from the surplus cash balance pending adjustment against a loan to be raised in 1933-34. It includes a sum of Rs. 8,000 advanced to the B. B. & C. I. Railway and G. I. P. Railways to meet freight charges on account of cement purchased from the Cement Company. Last year a sum of Rs. 8,50,000 was advanced from the Plant and Machinery Depreciation Fund for financing Capital Works under Corporation Resolution No. 4820, dated the 24th August 1931 repayable by means of equated payments at 5 per cent. interest within 20 years. Agreeably to these orders a sum of Rs. 25,706 was repaid during the year leaving a balance of Rs. 8,24,294. A further advance of

Rs. 9,50,000 was made during the year under review for financing Capital Works (Rs. 8 lakhs from the Renewal of Road Surfaces Fund and Rs. 1½ lakhs from the Plant and Machinery Depreciation Fund) repayable on the basis of equated payments at Rs. 4½ per cent. interest within 20 years as sanctioned in Corporation Resolution No. 5373, dated the 6th October 1932. The total amounts thus outstanding against Plant and Machinery Depreciation Fund and the Renewal of Road Surfaces Fund aggregated Rs. 9,74,294 and Rs. 8,00,000 respectively. In connection with these advances it may be observed that they are loans borrowed from the Custodians of the Fund and as such require the previous approval of Government under Section 106 of the Act.

Reserve Stock Account.

	Balance on 31st March 1932.		Balance on 31st March 1933.	
	Rs.	a. p.	Rs.	a. p.
Engineer's Department, Stores in charge of the Executive Engineer (D. E. Work)	27,942	1 0	24,858	11 11
Total ..	27,942	1 0	24,858	11 11
GENERAL STORES DEPARTMENT.				
General Stores	2,93,532	13 6	2,72,583	5 0
Line Suspense Account	89,739	5 7	87,465	9 5
Surplus and Obsolete Stores		43,512	14 4
Capital Stores	2,98,181	1 3	2,47,800	8 3
Total ..	6,81,453	4 4	6,51,362	5 0
Stores (Sales)	1,766	13 0	1,017	2 0
Water Works Imprest	2,822	1 6	2,315	2 11
Stock Adjustment Account	-31,923	8 5	-5,000	0 0
Total ..	-27,334	9 11	-1,667	11 1
Grand total ..	-6,82,060	11 5	-6,74,553	5 10

The decrease in the outstanding balance is distributed amongst all the heads. During the year, however, a separate head "Line Suspense Account Surplus and Obsolete Stores" was opened. The amount against this head represents the value of old and useless stores in charge of the Water Works Department lying at various places which were hitherto shown under Line Suspense Account. Agreeably to the instructions contained in para XIX of the Stores Audit Manual a balance sheet of the general stores department has been prepared in the form prescribed in appendix O of the Manual wherein two sets of figures are given, one set from the books of the Chief Accountant's office and the other from the balance sheet of the Stores Department. Difference in the balances of the two sets of figures has been explained in a foot-note to the statement attached.

Interest Receivable Account.—The amount of Rs. 2,153-5-4 debited to this head by credit to Interest account represents the interest accrued upto the 31st March 1933 on the Government of India Treasury Bills but not received owing to the Bills not having matured.

Deposits.—The outstanding balance on the 31st March 1933 amounted to Rs. 18,98,982-12-11 against Rs. 14,63,084-5-9 on the same date last year (details given in appendix 14-C of the Chief Accountant's report). The increase was distributed amongst all the heads but was chiefly under (b) Cash Deposits from private parties through departmental officers and (c) other Cash Deposits partially counterbalanced by a falling off under (f) Paper Deposits lodged with the Imperial Bank of India.

Cheques Payable.—The outstanding balance on the 31st March 1933 was Rs. 1,68,796-2-5 against Rs. 2,46,864-2-4 on the same date last year. The decrease was due to less amount of cheques remaining on hand.

Cash Bills Outstanding.—The balance outstanding on the 31st March 1933 was Rs. 14,973-1-9 against Rs. 13,615-1-5 on the same date last year. The sum represents the amount of bills for and below Rs. 100 passed for payment and charged off in the accounts by debit to the proper service heads but not claimed and paid during the year. The details of the outstandings are as follows :—

					Rs.	a.	p.
1930-31	1,520	11	5
1931-32	1,050	2	0
1932-33	12,402	4	4
Total	..				14,973	1	9

The total transactions of the year are summarized below :—

				Rs.	a.	p.
Opening Balance on the 1st April 1932	13,59,580	11	3

Receipts.

					Rs.	a.	p.
(a) Revenue Account	3,00,02,381	0	8
(b) Capital	22,40,255	2	3
(c) Suspense	21,34,26,200	0	7
						24,56,68,836	3 6
Total	..				24,70,28,416	14	9

Disbursements.

					Rs.	a.	p.
(a) Revenue Account	3,21,69,117	4	1
(b) Capital	27,21,603	0	7
(c) Suspense	21,13,25,208	10	8
						24,62,15,928	15 4
Closing balance on 31st March 1933			8,12,487	15	5

The total transactions both under Receipts and Disbursements are 5 crores in excess of those of the previous year due wholly under Suspense Accounts due to large transactions under investments and deposits and to repayment of loans. The payments out of the Municipal Commissioner's discretionary contingent grant during the year amounted to Rs. 715-1-1 against the sanctioned Budget grant of Rs. 4,000 details are given in the statement appended.

Sinking Funds.

Under Corporation Resolution No. 5294, dated the 19th November 1888, the Auditors have to certify every year that all investments on account of Sinking Funds made during the year pertaining to the several loans due by the Municipality agree with the amounts provided

in the Budget estimates for the year for investments. In the Budget estimates for the year under review a sum of Rs. 15,00,015 was provided for this purpose and the amount was wholly invested during the year as will be seen from appendix 10 of the Chief Accountant's Report. The accumulated balance on account of the Sinking Funds of the several loans amounted to Rs. 2,98,47,474-6-2 (Rs. 2,98,47,167-11-8 being the cost price of securities of the face value of Rs. 3,16,65,600 and £25,000 and Rs. 306-10-6 in cash as per following details) against Rs. 3,27,97,995-8-2.

Particulars of Securities.

	Rs.	a.	p.
4 per cent Municipal Debentures	1,34,98,000	0	0
5 Do. do.	50,37,000	0	0
6 Do. do.	79,000	0	0
4 per cent conversion loan, 1916	6,08,500	0	0
4 per cent Improvement Trust Debentures	24,17,300	0	0
4 per cent Improvement Trust conversion Debentures	5,00,000	0	0
4 per cent Government loan, 1960-70	86,73,600	0	0
4½ Do. do. 1925-60	5,00,000	0	0
5 Do. do. 1940-43	3,52,200	0	0
Total	Rs. 3,16,65,600	0	0
4 per cent Bombay Improvement Trust Sterling Debentures			
	£ 25,000	0	0
Total cash of the above as per appendix 16 of the Chief Accountant's Report			
	Rs. 2,98,47,167	11	8
Cash in current account with the Imperial Bank of India			
	306	10	6
Total	Rs. 2,98,47,474	6	2

The outstanding balance on the 31st March 1933 Rs. 2,98,47,474 is less than the outstanding balance on the same date last year (Rs. 3,27,97,995) by Rs. 29,50,521 being the net result of increases of Rs. 15,00,015 on account of investments of Sinking Funds for the year and Rs. 15,31,397 on account of interest realization and decreases of Rs. 47,50,454 withdrawn for the repayment of a portion of Tansa Water Works Loan of 147 lakhs and Rs. 12,31,479 standing under Sinking Fund Investment Reserve Fund having been transferred to the Net Premia Fund. In connection with this transfer it may be observed that this Fund was specially created under the orders of Government after the examination of Sinking Fund balances by the Accountant General to make good the deficit in the accumulated balances of Sinking Funds due to the rating of the Securities at their market rates under article 291 of the Government Accounts Code. As the value of the accumulated balances of the Sinking Fund far exceeded the value actually required owing to the rise in the market value of all securities, the amount standing to the credit of this Fund was transferred by the Accounts office to the Net Premia Fund as it was no longer necessary. No formal orders of the Standing Committee or the Corporation were obtained to the extinction of this Reserve Fund and transfer to the Net Premia Fund. The procedure of the Account office does not seem to be in accordance with the rules in force requiring all Local Bodies to obtain the previous sanction of the Accountant General before transferring any amount from the Sinking Funds balances. The total amount repaid during the year was Rs. 48,89,500 (Rs. 48,86,500 on account of the Tansa Water Works Loan of 147 lakhs and Rs. 3,000 being the balance remaining unpaid out of the Loan of Rs. 35 lakhs of 1890-91). The amount withdrawn from the Sinking Funds balances amounted to Rs. 47,50,454 and the difference, viz., Rs. 1,39,046 (*i.e.* Rs. 48,89,500 minus Rs. 47,50,454) was withdrawn from the Net Premia Fund to complete the payment.

The safe custody receipts given by the Imperial Bank of India for the above securities were examined and found in order and the cash balance in the current account with the Imperial

Bank of India in the Sinking Fund and Special Fund Pass Book was also verified and found correct. The several registers maintained in the Chief Accountant's office for recording the transactions of the Sinking Funds were examined from time to time and found in order.

Balances.

The cash balances in the office treasury and in the Imperial Bank of India (current account) on the 31st March 1933 were as under :—

	Rs.	a.	p.
(a) Cash in office treasury	8,391	11	4
(b) Securities in hand in office treasury	1,29,100	0	0
Total of (a) and (b) ..	1,37,491	11	4
(c) Balance as per Bank Pass Book	7,18,553	8	0
<i>Add</i> —Amount remitted to the Bank on the 31st March 1933 to be realized on the 1st April 1933	12,934	2	0
	7,31,487	10	0
<i>Deduct</i> —Amount of cheques issued but not presented for payment ..	56,491	5	11
Total of (c) ..	6,74,996	4	1
Grand total Rs.	8,12,487	15	5

The cash in office treasury with the cashier on the 1st April 1933 was counted and found correct. The securities in office treasury in charge of the Senior Accountant were examined and found to agree with the balance shown above.

Interest Warrants Payable Account.

Under instructions from the Government of India, the Commissioner of Income Tax issued orders to the Imperial Bank of India to credit to Government the income tax deducted by them in the Interest Warrants to be issued for payment of interest to the holders of the Municipal Securities as soon as the warrants were prepared and not on encashment or when they were delivered to the parties concerned for encashment. Agreeably to these orders the full amount of interest on the Debentures was charged off in the Municipal General Fund Pass Book, the amount of income tax recovered was credited to Government and a separate Pass Book was maintained by the Bank in which the net amount of interest payable under Warrants issued after deducting income tax was credited and when the Warrants were made over to the parties the amount was charged off in that Pass Book. The amount of such warrants on the 31st March 1933 in the Bank Pass Book was Rs. 29,195-4-7. This balance was compared in detail with the account submitted by the Bank and found correct.

Invested Balances.

Surplus Reserve Funds.—The invested Surplus Funds on the 31st March 1933 amounted to Rs. 64,62,018-10-10 against Rs. 76,16,703-7-11 on the same date last year resulting in a decrease of Rs. 11,54,684-13-1. The following are the details :—

	Rs.	a.	p.
(a) In Government and other Securities with the Imperial Bank of India of the face value of Rs. 6,76,200	6,21,279	13	0
In cash with the Imperial Bank of India	687	8	11
Total Rs.	6,21,967	5	11

(b) In current account with the following Banks :—

	Rs.	a.	p.
Chartered Bank of India, Australia and China, Ltd.	1,878	4	0
Hongkong and Shanghai Banking Corporation	96,736	3	0
National Bank of India, Ltd.	41,696	15	0
Lloyds Bank, Ltd.	96,473	0	0
Bank of India, Ltd.	1,258	7	0
Mercantile Bank of India, Ltd.	92,769	14	10
Comptoir National D'Escompte de Paris	96,519	14	0
Yokohama Specie Bank, Ltd.	96,963	7	3
P. & O. Banking Corporation.. .. .	97,172	9	6
The National City Bank of New York	96,481	4	1
Eastern Bank, Ltd.	94,542	1	1
Allahabad Bank, Ltd.	1,97,279	4	2
Central Bank of India, Ltd.	4,19,530	1	0
Total Rs... .. .	14,29,301	4	11

	Rs.	a.	p.
(c) India Treasury Bills of the face value of Rs. 6,00,000	5,97,000	0	0

(d) In fixed deposits with the following Banks :—

	Rs.	a.	p.
Central Bank of India, Ltd.	16,88,750	0	0
Comptoir National D'Escompte de Paris	10,50,000	0	0
P. & O. Banking Corporation.. .. .	2,50,000	0	0
Eastern Bank, Ltd.	2,25,000	0	0
Mercantile Bank of India, Ltd.	6,00,000	0	0
Total Rs... .. .	38,13,750	0	0

Grand total (a), (b), (c) and (d) Rs. 64,62,018 10 10

The large deficit in the Revenue account is responsible for the large reduction in the invested balances.

Surplus Loan Funds inclusive of Trust Funds.

The balance on the 31st March 1933 was Rs. 2,03,632-0-2 against Rs. 6,59,983-12-1 on the same date last year resulting in a decrease of Rs. 4,56,351-11-11. The details are as follows:—

	Rs.	a.	p.
Government and other Securities with the Imperial Bank of India of the face value of Rs. 2,02,500	2,02,598	7	0
Cash with the Imperial Bank of India	1,033	9	2
Total Rs... .. .	2,03,632	0	2

The above amount includes Rs. 1,75,359-6-1 on account of Trust Funds.

Reserve and Special Funds.

The balances of the several Reserve and Special Funds detailed below amounted to Rs. 1 18,63,675-0-7 on the 31st March 1933 (Rs. 1,13,24,315-12-9 being the actual cost of the

securities of the face value of Rs. 1,24,64,100, Fixed Deposits with the Central Bank of India, Ltd., of Rs. 5,36,250 relating to the Net Premia Fund and Rs. 3,109-3-10 in cash with the Imperial Bank of India) as shown below :—

Particulars.	Face value.	Actual cost.	Fixed deposits.	Cash Balance.
	Rs.	Rs. a. p.	Rs.	Rs. a. p.
Municipal Fire and Accident Insurance Fund	7,65,000	7,07,866 15 0	..	453 8 8
Worn-out Water mains renewal Fund	1,96,900	1,67,423 4 0	..	309 6 8
Net Premia Fund	18,21,600	16,24,732 14 0	5,36,250	454 5 7
Provident Fund	72,82,000	64,85,345 6 9	..	312 4 0
Fines Fund	4,86,000	4,59,916 0 0	..	423 5 9
Plant and Machinery Depreciation Fund	12,59,600	12,58,613 4 0	..	336 6 7
Renewal of Road Surfaces Fund.	4,03,100	3,86,766 4 0	..	556 15 7
General Fund	15,200	14,075 12 0	..	262 15 0
Public Monuments Maintenance Fund	1,13,700	1,08,310 13 0
Endowments Fund	1,21,000	1,11,265 4 0
Total Rs. ..	1,24,64,100	1,13,24,315 12 9	5,36,250	3,109 3 10

Compared with the balances outstanding on the 31st March 1932, there were decreases under (1), (2), (5), (6) and (7) which were counterbalanced by large increases under the heads (3) and (4). The decreases under (1), (2) and (5) were mainly on account of loss on conversion of securities while those under (6) and (7) mainly due to advances made from those Funds for financing Capital Expenditure. The increase under (3) Net Premia Fund was due to the transfer of Rs. 12.88 lakhs, the amount standing under Sinking Funds Investments Reserve Fund and Rs. 1.01 lakhs being the profit on conversion of securities partially counterbalanced by a transfer of Rs. 1.40 lakhs to meet repayment of Rs. 147 lakhs Tansa Water Works Loan. The increase under (4) Provident Fund was due to the progressive increase in the amount of subscription of the employees and in the Municipal share and also to the bonus received on the conversion of the 5 and 6 per cent. Bonds.

The safe custody receipts given by the Imperial Bank of India for the above securities were examined and found correct. The cash balances in current account with the several banks were compared with the registers maintained in the Account office and the Pass Books of the several Banks and found to agree with the balances shown above. The several receipts for Fixed Deposits in Banks were seen and found in order. The investments in the India Treasury Bills were compared with the bills received from the Bank and were found to be in order. The registers maintained in the Account office for these investments were inspected and found in order.

Levelling and Metalling of Private Streets.

The charges on this account are met out of the Plant and Machinery Depreciation Fund under the orders of the Corporation (Resolution No. 11147, dated the 27th January 1926. The state of the Fund during the year was as under :—

					Rs. a. p.
Recoveries during the year	50,330 4 6
Recoveries on account of Supervision charges	8,572 1 3
Recoveries on account of interest (net)	805 14 11
			Total Rs.	..	59,708 4 8
Expenditure during the year	45,479 6 3
Excess of recoveries over expenditure	..	Rs.			14,228 14 5

In view of the excess recoveries the balance outstanding on the 31st March 1932, *viz.*, Rs.1,33,118-13-3 was reduced to Rs. 1,18,889-14-10 (*i.e.*, Rs. 1,33,118-13-3 minus Rs. 14,228-14-5).

Conversion of insanitary basket-privies into water-closets.

Corporation in their Resolution No. 2087, dated the 14th June 1927, sanctioned the scheme for converting insanitary basket privies into water closets by subvention to the houseowners. The expenditure on this account is in the first instance incurred from the Surplus Cash Balance which is recouped by raising a loan of an equivalent amount in the next financial year. The rate of subsidy in the beginning of the operation was Rs. 100 per privy converted. This rate was subsequently reduced to Rs. 75 from the 1st October 1929 and to Rs. 50 from the 1st May 1931. From December 1931 the subsidy is stopped. The total expenditure on this account from the beginning upto 31st March 1933 was as under :—

	Rs.
1928-29	90,400
1929-30	4,75,200
1930-31	6,75,000
1931-32	5,00,000
1932-33	2,50,000
Total	Rs. 19,90,600

Claims for conversions carried out in previous years are still coming forward. The debt charges for the loans raised for the purpose are met out of savings effected by the reduction in the number of Halalcores retrenched on the conversion of the privies.

The safe custody receipts granted by the Imperial Bank of India for Government and other securities aggregating Rs. 4,07,800 received from contractors and Municipal employees were also examined with the registers maintained in the account office and found to be in order.

For the scrutiny of outstanding bills of Rates and Taxes and Riot Tax for the year 1932-33, a reference is requested to the Auditors' letter of the 31st July 1933 and to the appendices attached thereto (pages 365 to 374) from which it will be seen that the total number of bills outstanding on the 31st March 1933 was 25,632 (of which 9,403 pertained to Property Taxes and the remaining 16,229 to additional general Riot Taxes Nos. V, VI, and VII). The amount outstanding at the close of the year under Property Taxes inclusive of Wheel Tax and Meter Hire was Rs. 25,75,356-4-0. The amount outstanding on account of Riot Taxes of the three denominations *viz.*, V, VI, and VII was Rs. 5,23,176-13-0. The figures are fully explained in the letter referred to above.

H. S. KATRAK, F.C.R.A.,

T. J. PAREKH,
Municipal Auditors.

BOMBAY, 11th September 1933.

Statement of charges met from the Municipal Commissioner's Discretionary Contingencies grant during 1932-1933.

Sanctioning Authority.	No. and date of Sanction.	Particulars of charges.	Amount	REMARKS.
			Ra. a. p	
Municipal Commissioner ..	C.E.C/291, of 28th April 1932.	Payment of Mr. Anand Ghiga's two bills on account of constructing trial pits for the Clock tower at Chaupaty.	48 15 10	
Standing Committee Resolution.	829, of 27th April 1932	Payment to Mahimboola Kasam of Compensation <i>without prejudice and ex-gratia</i> who sustained injuries on being run over by a Fire Engine.	250 0 0	
Municipal Commissioner ..	175, of 15th May 1932	Payment to Municipal pensioner Shanker Arjun Rane on account of his travelling charges from Ratnagiri to Bombay to appear before the Municipal Medical Examiner for Medical examination.	20 0 0	
Deputy Municipal Commissioner.	S.R. 4747 of 30th August 1932.	Payment of the Times Press' bills on account of printing and supplying examination papers in connection with Retention Bar, Head Clerk's Examination etc., held in July 1932.	107 0 0	
	—do.—	Payment of the Times Press' bills on account of stationery supplied for the above examinations.	15 14 3	
Municipal Commissioner ..	M. 779 of 19th October 1932.	Payment to Mr. D. S. Laud, Superintendent Gardens on account of his travelling charges incurred in attending as a judge in the garden competition held on 9th September 1932, and assisting in the flower show held on 22nd September 1932, at Poona.	59 10 0	
Municipal Commissioner ..	15th October 1932.	Payment to the Municipal Commissioner and the Mayor on account of their travelling charges to Poona and back in connection with an interview with His Excellency the Governor on 7th October 1932 re: Amendment of Section 39 of Municipal Act.	66 14 0	
Municipal Commissioner ..	C.E 1153, 8th November 1932.	Payment to the Bombay Baroda and Central India Railway Company on account of the boring plant supplied by the Company for trial pits taken in connection with the Clock tower at Chaupaty.	41 8 0	
—do.—	—do.—	Cost of labour supplied by Engineer Roads for the above work.	96 15 0	
Deputy Municipal Commissioner.	E.M. D/8399 of 9th November 1932.	Mechanical Engineer's charges on account of hauling Sadhu's luggage from Chaupaty to the Bombay Central Station.	8 4 0	
		Total ..	715 1 1	

11th September 1933.

H. S. KATRAK, F.C.R.A.

T. J. PAREKH,

Municipal Auditors.

Statement of Stores Transactions for the year 1932-33.

(APPENDIX O OF THE STORES AUDIT MANUAL.)

General Stores Department.	Figures as per books of the Chief Accountant.					Figures as per Balance Sheet of the Storekeeper.				
	Opening Balance.	Receipts.	Total.	Issues.	Closing Balance.	Opening Balance.	Receipts.	Total.	Issues.	Closing Balance.
1	2	3	4	5	6	7	8	9	10	11
	Rs. a. p.	Rs. a. p.	Rs. a. p.	Rs. a. p.	Rs. a. p.	Rs. a. p.	Rs. a. p.	Rs. a. p.	Rs. a. p.	Rs. a. p.
General Stores ..	2,93,532 13 6	4,01,611 2 10	6,95,144 0 4	4,22,560 11 4	2,72,583 5 0	2,93,479 3 11	4,09,944 0 11	7,03,423 4 10	4,32,577 3 10	2,70,846 1 9
Line Suspense Account	89,739 5 7	50,923 0 4	1,40,662 5 11	53,196 12 6	87,465 9 5	89,739 5 7	58,492 11 2	1,48,232 0 9	60,766 7 4	87,465 9 5
Line Suspense Account Surplus and O. Stores.	47,018 14 4	47,018 14 4	3,506 0 0	43,512 14 4	47,018 14 4	47,018 14 4	3,506 0 0	43,512 14 4
Capital Stores ..	2,98,181 1 3	1,38,762 14 0	4,36,943 15 3	1,89,143 7 0	2,47,800 8 3	2,98,282 5 3	1,57,319 3 0	4,55,601 8 3	2,06,415 8 0	2,49,186 0 3
Total Rs. ..	6,81,453 4 4	6,38,815 15 6	13,19,769 3 10	6,68,406 14 10	6,51,362 5 0	6,81,500 14 9	6,72,774 13 5	13,54,275 12 2	7,03,265 3 2	6,51,010 9 0
								Balance as per Column 6 (a) Difference ..		6,51,362 5 0 351 12 0

396

(a) The difference is due to non-adjustment in the books of the Chief Accountant of the value of the Stores issued to different departments which will be adjusted in the current year's account.

MUNICIPAL OFFICES,
BOMBAY, 11th September 1933.

H. S. KATRAK, F.C.R.A.,
T. J. PAREKH,
Municipal Auditors.

PART II.

CONTENTS.

A—Vital Statistics—		PAGE
REVIEW OF THE YEAR 1932	1	
AREA AND POPULATION	2	
BIRTHS AND BIRTH-RATE	2	
DEATHS AND DEATH-RATE	3	
DEATHS BY SEX AND AGE	3	
CAUSES OF DEATHS	4	
MORTALITY BY MONTHS	6	
„ SECTIONS	7	
„ OCCUPATIONS	7	
INFANT MORTALITY	7	
MUNICIPAL NURSES	11	
MATERNITY HOMES	13	
WELFARE CENTRES	16	
METEOROLOGY OF 1932	16	
B—Epidemic and other Diseases—		
NOTIFICATION OF INFECTIOUS DISEASES	19	
PLAGUE	19	
SMALL-POX	20	
VACCINATION	21	
CHOLERA	21	
INFLUENZA	21	
TUBERCULOSIS	21	
MALARIA, ANTI-MALARIAL MEASURES	24	
VENEREAL DISEASES	34	
DISINFECTION	36	
MEDICAL RELIEF	37	
C—Public Health Administration—		
DIVISIONS OF THE CITY AND DISTRIBUTION OF THE STAFF	38	
CONSERVANCY	38	
DESTRUCTION OF DOGS	39	
MILK SUPPLY	39	
UNWHOLESOME FOOD	40	
NOTICES UNDER MUNICIPAL ACT AND PROSECUTIONS	40	
SANITARY STATE OF THE CITY	41	

D - Appendix—

	PAGE
REPORT OF THE MEDICAL SUPERINTENDENT, ARTHUR ROAD HOSPITAL ..	45
REPORT OF THE MEDICAL SUPERINTENDENT, MARATHA HOSPITAL ..	52
REPORT OF THE MUNICIPAL ANALYST	56
REPORT OF THE SUPERINTENDENT OF VACCINATION	65

TABLES—

1. Population by Sections	67
2. Area, Population, Births and Birth-rates by Sections	68
3. Births by Race	69
4. Notifications of Infectious Diseases by Sections	70
5. Cases treated at Municipal Dispensaries	71
6. Deaths by Sections and Age-periods	72
7. Deaths by Race and Age	73
8. Deaths by Ages and Months	74
9. Deaths by Sections and Months	75
10. Deaths by Causes and Sections	76
11. Deaths and Death-rates from Principal Causes, 1922-1932	78
12. Specific Causes of Death by Months	79
13. Deaths among Infants by Causes and Months	89
14. Deaths by Causes and Races	90
15. Death-rates by Causes and Races	92
16. Deaths in Hospitals	94
17. Deaths by Causes and Ages	96
18. Deaths by Causes and Occupations	100
19. Vaccination Operations by Sections	104
20. Vaccination Operations by Months	105
21. Vaccination of Infants and Births registered	106
22. Summary of Sanitary Inspections, etc., by Sanitary Inspectors	107
23. Meteorological Data	108

DIAGRAMS—

	FACING PAGE.
'A' Annual Death-Rate, 1883-1932	3
'B' Death-Rate from Principal Causes, 1932	5
'C' Infant Mortality Rate, 1873-1932	7
'D' Daily mean Births, Deaths and Climatic Conditions in Bombay in 1932.	17

SUMMARY OF STATISTICS

for the year 1932.

Population by the Census of 1931	1,161,383	
Area of Bombay City and Island	24·19	Sq. Miles.
Average density per acre	75	
Number of live-births registered	28,894	
Birth-rate per 1,000 living	24·8	
Number of deaths	22,856	
Death-rate per 1,000 living	19·7	
Number of deaths among infants (under 1 year)	6,298	
Infant deaths per 1,000 births	218	
Plague—number of deaths from	37	
„ Death-rate	0·0	
Small-pox—number of deaths from	313	
„ Death-rate	0·2	
Cholera—number of deaths from	7	
„ Death-rate	0·0	
Influenza—number of deaths from	76	
„ Death-rate	0·1	
Tuberculosis—number of deaths from	1,389	
„ Death-rate	1·2	

ANNUAL REPORT OF THE EXECUTIVE HEALTH OFFICER FOR 1932.

Review of the Year.—The health conditions of the City during the year under report were extremely satisfactory. The number of live births registered during the year was more by 6,038 than the number of deaths that took place in the City. This excess of births over deaths was equivalent to 5.2 per 1,000 of population by the Census of 1931, and was recorded in succession for the second time since 1866, the year in which birth records were instituted.

The number of live births registered was 28,894 being 1,690 more than in 1931, 6,186 than the average of the last ten years 1922-1931 and the highest on record since 1866. The birth-rate calculated on the Census population of 1931 was 24.8 births per 1,000.

The total number of deaths from all causes was 22,856 being 2,249 less than in 1931, 3,975 less than the average for the last five years (1927-1931) and 8,359 less than that for the preceding decennium (1922-1931). The death-rate or the number of deaths in the year per 1,000 of the Census population of 1931 was 19.7, as against 21.6 in 1931 and 24.8 the rate recorded for the decennium 1922-1931.

Plague was reported as the cause of 37 deaths during the year as against 24 in 1931 and 315 the average of the last ten years 1922-1931.

Small-pox caused 313 deaths as against 31 in 1931 and 711, the average for the last decennium (1922-1931).

Cholera was registered as the cause of 7 deaths being 73 less than in 1931 and 43 less than the average for the ten years (1922-1931).

Influenza was prevalent in a mild form in the City during the year and caused 76 deaths as against 130 in the preceding year and 151 the average for the last decennium (1922-1931).

The deaths from diseases of the Respiratory System numbered 8,286 being 810 less than in 1931 and 3,208 less than the average of the last ten years (1922-1931).

Tuberculosis accounted for 1,389 deaths as against 1,566 in 1931 and 1,562 the average for the preceding decennium (1922-1931).

Seventy six deaths were due to Malaria being 55 less than in 1931 and 303 less than the average of the last decennium (1922-1931). There were 1,217 deaths from Ague and Remittent Fever as against 1,398 in 1931. The average number of deaths for the last ten years (1922-1931) from Malaria was 379 and from Ague and Remittent Fever 1,996.

The deaths among infants under one year of age numbered 6,289 against 7,401 in 1931 and 7,789 the average for the last ten years (1922-1931). The rate of infant deaths per 1,000 births registered was 218 and was the lowest rate ever recorded in the official statistics of the City. The next lower figures were 272 for the year 1931 and 296 for 1930.

Compared with the decennial averages (1922-1931) the total number of deaths shows a decrease of 8,359, the principal decreases in the mortality being 278 under Plague, 398 under Small-pox, 75 under Influenza, 303 under Malaria, 779 under Ague and Remittent Fever, 1,24

under Diarrhoea, Enteritis and Dysentery and 3,212 under diseases of the Respiratory System. There was also a similar decrease of 43 deaths under Cholera, 13 under Measles and 173 under Tuberculosis. On the other hand, there was an increase of 30 deaths under Enteric Fever.

Area and Population.—The area of the City and Island is 24.19 square miles. The area has been increased by 414.68 acres on account of the Reclamation Works at Back Bay. Of the increased area 246.87 acres are in Middle and Lower Colaba, 77.81 acres in Esplanade and 90.00 in Dhobi Talao Sections. The average density of population of the City worked out on the increased area is 75 per acre, as shown by Sections in Table No. 2 (Appendix).

The population at the Census of 1931 numbered 1,161,383 as shown below by Wards and in Table No. I (Appendix) by Sections. On this population, the calculations of birth-rates and death-rates have been based in this Report :—

Ward.	POPULATION.		Comparison of figures in Col. 3 with those in Column 2.
	By the Census of 1921.	By the Census of 1931.	
A	74,440	64,020	— 10,420
B	129,575	114,365	— 15,210
C	198,384	205,476	+ 7,092
D	146,029	153,593	+ 7,564
E	276,149	273,050	— 3,099
F	145,285	159,514	+ 14,229
G	167,920	163,775	— 4,145
Harbour, Docks, Railways and Unknown ..	38,132	27,590	— 10,542
Total	1,175,914	1,161,383	— 14,531

It will be seen from the above table that compared with the Census 1921, the population has decreased by 14,531 or 1.23 per cent. as against an increase of 20 per cent. during the decennium 1911-1920.

As stated in my Report for 1930 the fluctuation in the population was the result of trade and other conditions existing in the City at the time of the Census operations and is not a permanent loss to the City population. Since the difference during the decennium (1921-30) was only 14,531 (1.23 per cent.) or 1,453.1 per year it is advisable to work out the birth-rates and death-rates on the Census population until the Census figures for 1941 are available.

BIRTHS AND BIRTH-RATES.

The number of live births registered during the year was 28,894 excluding 2,024 stillbirths. It was 1,690 more than in 1931 and 6,186 more than the average of the decennium 1922-1931.

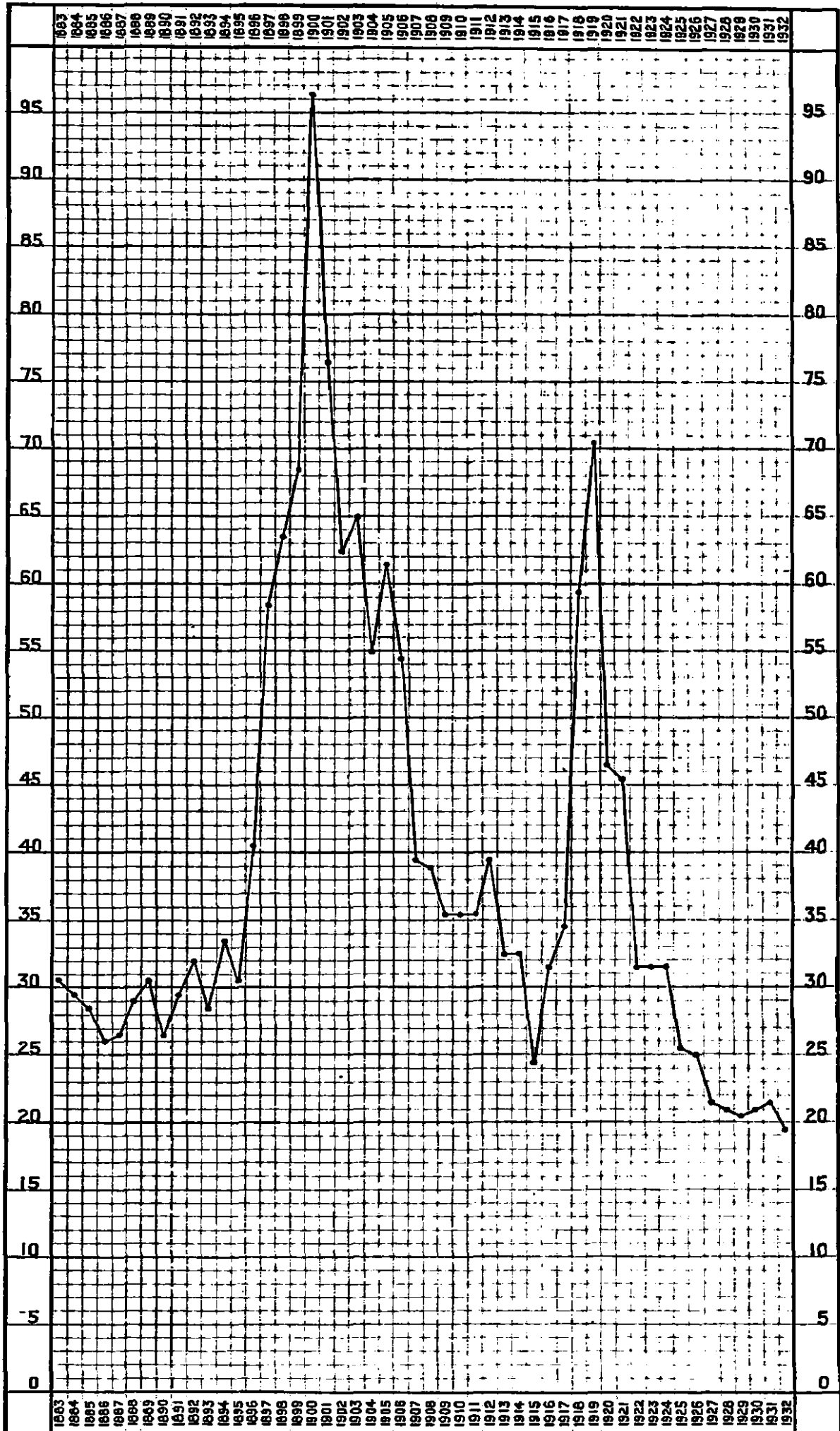
The birth-rate calculated on the Census population of 1931 was equivalent to 24.8 births per 1,000.

Of the children whose births were registered 14,881 were males and 14,013 females, the proportion of males to females being 1,062 to 1,000.

A

DIAGRAM

ANNUAL DEATH RATE IN BOMBAY 1883-1932.



The birth-rate recorded year by year for the City is probably by no means, a fair measure of the true fertility of the population and is certainly underestimated. This defect is in part due to the custom whereby married women leave the City for their confinement and register their children in the mofussil districts where they are born and partly to the negligence of the parents to give information of the birth to the Municipality.

The negligence in registering births has been obviated to some extent by the maternity benefit offered to the labour classes who now voluntarily get the births of their children registered to procure birth certificates and claim the benefit.

Births by Months.—The following table shows the number of births registered in each month of 1930, 1931 and 1932, and the average of the preceding five years. The noteworthy feature of the table is that the number of births registered is considerably higher in the last half of the year than it is in the first; a feature repeated in the return year after year without exception:—

Period.	January.	February.	March.	April.	May.	June.	July.	August.	September.	October.	November.	December.	Total.
1927-31 ..	2,214	1,856	1,820	1,753	1,735	1,757	1,905	1,986	2,091	2,432	2,470	2,472	24,491
1930 ..	2,223	1,844	1,920	1,814	1,905	1,878	2,101	2,075	2,120	2,369	2,494	2,586	25,329
1931 ..	2,458	1,988	2,001	1,929	2,005	2,005	2,102	2,147	2,301	2,737	2,737	2,764	27,204
1932 ..	2,827	2,246	1,955	2,145	1,816	2,061	2,276	2,255	2,375	2,302	2,904	3,231	28,804

Of the total number of births 30,918 (including 2,024 still-births) 19,633 or 63.5 per cent. took place in the Municipal, Government and private Institutions doing maternity work (*vide* pages 14 & 15).

Birth-Rate by Races.—It will be seen from Table No. 3 appended to this Report that among the different communities inhabiting the City, Hindus Low Caste (40), Jews (35), Indian Christians (32.6) showed birth-rates higher than the rate for the whole population. The lower birth-rate, namely 15, was recorded for Europeans as against 19 in 1931.

Still-Births.—The number of infants certified as still-born was 2,024 as against 2,164 in 1931 and the decennial average 1,871. Still-births are excluded in this Report from all figures relating to deaths and to births not expressly defined as still-births.

DEATHS AND DEATH-RATES.

The total number of deaths registered from all causes during the year was 22,856 against 25,105 in 1931. It was 3,975 less than the average annual mortality of 1927-1931 and 8,359 less than the average annual mortality of the preceding 10 years (1922-1931).

The death-rate per 1,000 persons living was 19.7 as against 21.6 in 1931, 21.2 in 1930 and 24.8 the average for the preceding decennium. The death-rate (like the birth-rate) is invariably high amongst the poorer classes, and as an unduly large proportion of the population of the City belongs to the most poorly paid sections of the society, the general death-rate is raised by that of the unusually large proportion of the very poor. The Census of 1931 showed that 74 per cent. of the population belong to the poorer classes and live in one-room tenements.

The annual death-rates during the last fifty years are indicated in the Diagram A facing this page.

Mortality by Sex and Age.—Of the total number of 22,856 deaths in the year, 12,471 were among males and 10,385 among females. The larger number of deaths among males is due to the preponderance of males who form nearly two-thirds of the population, the actual death-rate being higher among females. Thus the male death-rate was 16 and the female death-rate 26 in 1932 as against 17 and 29 respectively in 1931.

The following table shows the proportional contribution to the total deaths of each age-group in the two sexes :—

TABLE OF PERCENTAGES TO THE TOTAL MORTALITY BY AGE-PERIODS IN 1930, 1931 AND 1932

Age-period.	1930.		1931.		1932.				PERSONS.	
	Total Mortality.	Percentage.	Total Mortality.	Percentage.	MALES.		FEMALES.		Total Mortality.	Percentage.
					Total Mortality.	Percentage.	Total Mortality.	Percentage.		
Under 1 year ..	7,506	27.2	7,401	29.5	3,442	27.7	2,856	27.5	6,298	27.6
1 to 5 years ..	5,090	18.5	3,881	15.4	1,900	15.2	1,955	18.8	3,855	16.8
5 to 10 " ..	849	3.1	529	2.1	254	2.0	295	2.8	549	2.4
10 to 15 " ..	496	1.8	401	1.6	148	1.2	220	2.1	368	1.6
15 to 20 " ..	937	3.4	789	3.1	304	2.4	418	4.0	722	3.2
20 to 30 " ..	2,979	10.8	2,844	11.3	1,227	9.9	1,321	12.7	2,548	11.1
30 to 40 " ..	2,799	10.2	2,613	10.5	1,479	11.9	894	8.6	2,373	10.4
40 to 50 " ..	1,987	7.2	1,957	7.8	1,187	9.5	562	5.4	1,749	7.6
50 to 60 " ..	1,675	6.1	1,629	6.5	1,027	8.2	497	4.8	1,524	6.7
60 years & above.	3,234	11.7	3,061	12.2	1,503	12.0	1,367	13.3	2,870	12.6
Total ..	27,552	100.0	25,105	100.0	12,471	100.0	10,385	100.0	22,856	100.0

It will be seen from the table that the percentage of deaths among infants under one year of age to the total mortality in the year under notice was higher, as in the past, than in the case of any other age-group.

CAUSES OF DEATHS.

The tabulation of deaths by causes is carried out, as explained in the Annual Report for 1920, page 5, in accordance with the "Manual of International List of Causes of Deaths as adapted for use in England and Wales," 1926 Edition. Table No. 12 (Appendix) includes the full list of causes of death. All other abstracts of the cause of death are arranged in the form of the Short List of causes adopted by the Registrar-General for England and Wales and the Local Government Board with certain sub-divisions which were found important for tabulation purposes in the City of Bombay.

Certification of Cause of Death.—The total number of certificates of the cause of death received during the year was 8,004 against 8,456 in 1931; of these 2,963 were from private qualified Medical Practitioners, 9 from Hakims and Vaidyas, and 4,031 from the Medical Officers of various Hospitals, the cause of death in 170 cases was certified by the Commissioner of Police and in 831 cases by the Coroner of Bombay.

The percentage of certified deaths including those certified by Hakims and Vaidyas was 35 as against 34 in 1931.

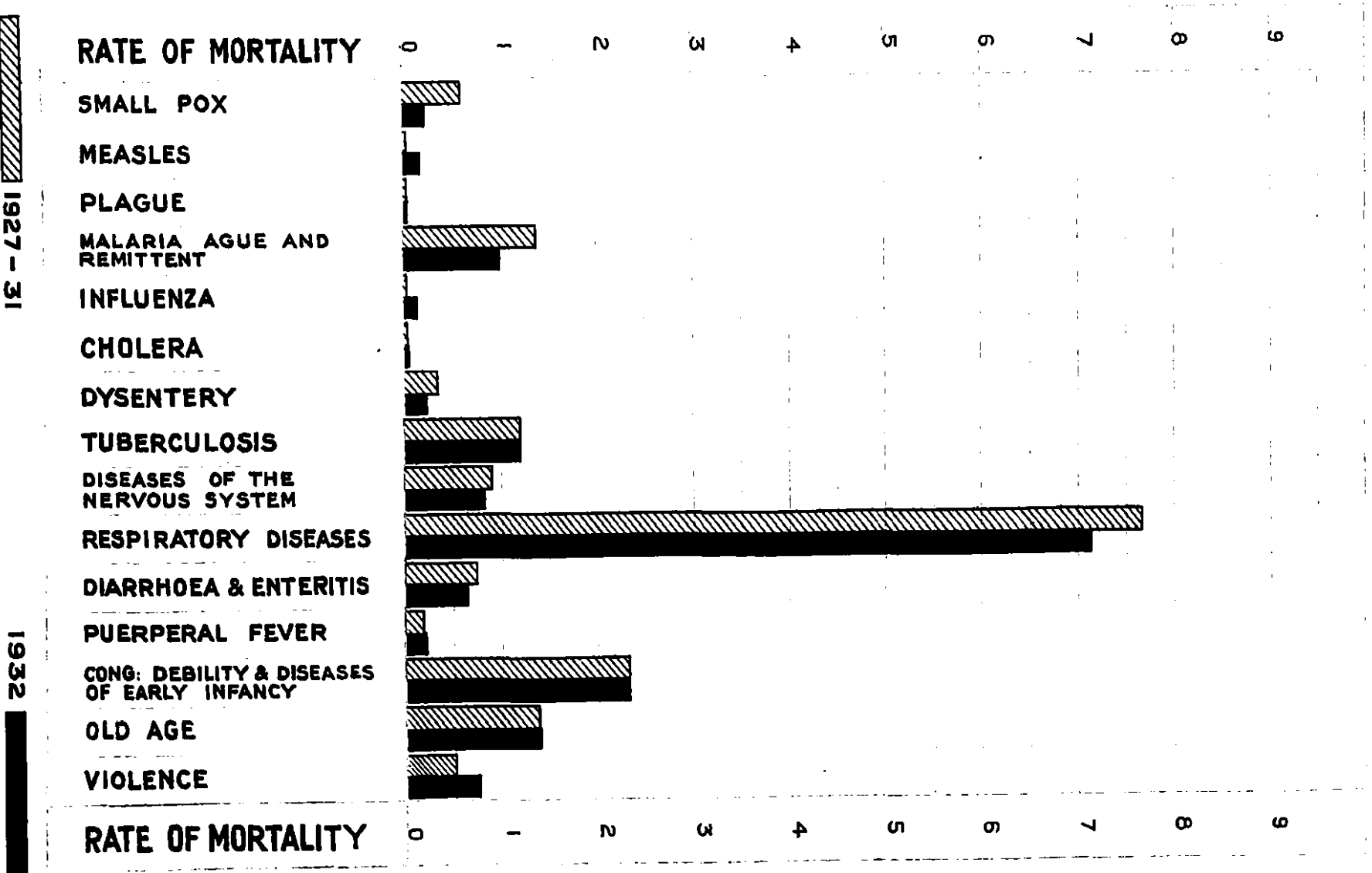
The percentages of deaths certified to the total number of deaths in 1932 and the preceding five years are shown in the following table :—

Year.	Number of Certificates of the Cause of Death received from						Percentage of Total Certificates received to the Total Mortality.
	Medical Officers of Hospitals.	Private Medical Practitioners.	Hakims and Vaidyas.	Commissioner of Police.	Coroner of Bombay.	Total.	
1927	4,196	3,375	22	315	612	8,520	30.84
1928	4,483	3,056	26	268	641	8,474	31.02
1929	4,769	3,325	15	260	899	9,259	34.86
1930	3,929	3,242	15	198	518	7,902	28.68
1931	4,213	3,484	10	128	621	8,456	33.68
1932	4,031	2,963	9	170	831	8,004	35.02

B

DIAGRAM

**DEATH RATE PER 1000 OF POPULATION
FROM PRINCIPAL CAUSES IN BOMBAY IN 1932
AND THE QUINQUENNIAL AVERAGES IN
1927 - 1931.**



1927 - 31

1932

The figures show that there was no marked increase in the number of certified deaths than those received in 1931.

The District Registrars verified the cause of death in 14,852 cases on the information gathered from the relatives of the deceased.

Copies of Certificates issued.—During the year 1,914 copies of certificate of registry of death, 1,862 copies of certificates of birth and 8 true copies of birth and death reports and medical certificates were issued. The total fees received for copies of certificates and reports, for searches of birth and death registers for various periods and for producing registers in Courts of Law, amounted to Rs. 4,456-11-6 against Rs. 4,356 in 1931.

Principal Causes of Deaths.—Table of Deaths and Death-rates from Epidemic Diseases and certain other Principal Causes of Death in 1932 and 1931 with averages for 10 years (1922-1931).—

Causes of Death.	1932.		1931.		Average of years (1922-1931.)	
	Number of Deaths.	Death-rate per 1,000 of Population.	Number of Deaths.	Death-rate per 1,000 of Population.	Number of Deaths.	Death-rate per 1,000 of Population.
<i>Principal Epidemic Diseases.</i>						
Small-pox	313	0.2	31	0.0	711	0.5
Measles	100	0.1	45	0.0	113	0.0
Plague	37	0.0	24	0.0	315	0.2
Enteric Fever	185	0.2	186	0.2	155	0.1
Malarial Fever	76	0.0	131	0.1	379	0.3
Ague and Remittent Fever ..	1,217	1.0	1,398	1.2	1,996	1.5
Relapsing Fever	1	0.0	7	0.0
Influenza	76	0.1	130	0.1	151	0.1
Cholera	7	0.0	80	0.1	50	0.0
Dysentery	301	0.2	412	0.3	642	0.5
Diphtheria	29	0.0	25	0.0	13	0.0
<i>Other Principal Diseases.</i>						
Tuberculosis	1,389	1.2	1,566	1.3	1,562	1.2
Diseases of the Nervous System ..	905	0.8	1,117	0.9	1,353	1.1
" " Respiratory System.	8,286	7.1	9,096	7.8	11,494	9.1
Diarrhoea and Enteritis	667	0.6	883	0.8	1,566	1.2
Puerperal State	194	0.2	198	0.2	253	0.2
Congenital Debility and Diseases of early Infancy	2,694	2.3	2,990	2.6	3,302	2.6
Old Age	1,592	1.4	1,746	1.5	2,159	1.7
Leprosy	58	0.0	73	0.1	71	0.0
Violence	785	0.7	570	0.5	736	0.6
Other Causes	3,948	3.4	4,404	3.8	4,187	3.3
Total ..	22,856	19.7	25,105	21.6	31,215	24.8

It will be seen from the table and Diagram B that diseases of the Respiratory System caused as usual, a higher death-rate 7.1 than any other group. Congenital Debility and Diseases of early Infancy constituted the next most fatal group giving a death-rate of 2.3 per 1,000 persons living. The groups coming next on the list for the year under report with a death-rate of 1.0 comprises the deaths attributed to Malaria, Ague and Remittent Fever, Old Age (1.4) and Tuberculosis (1.2).

Scarlet Fever and Whooping Cough have been omitted from the above short table of principal causes. Scarlet Fever has not been registered as a cause of any death during the last 10 years and the average annual number of deaths from the other disease is only 9.

Table No. 12 appended to the Report gives detailed information regarding deaths by months and causes.

The mortality from Plague, Small-pox, Cholera, Influenza, Tuberculosis and Fevers in 1932 is discussed on pages (19) to (25).

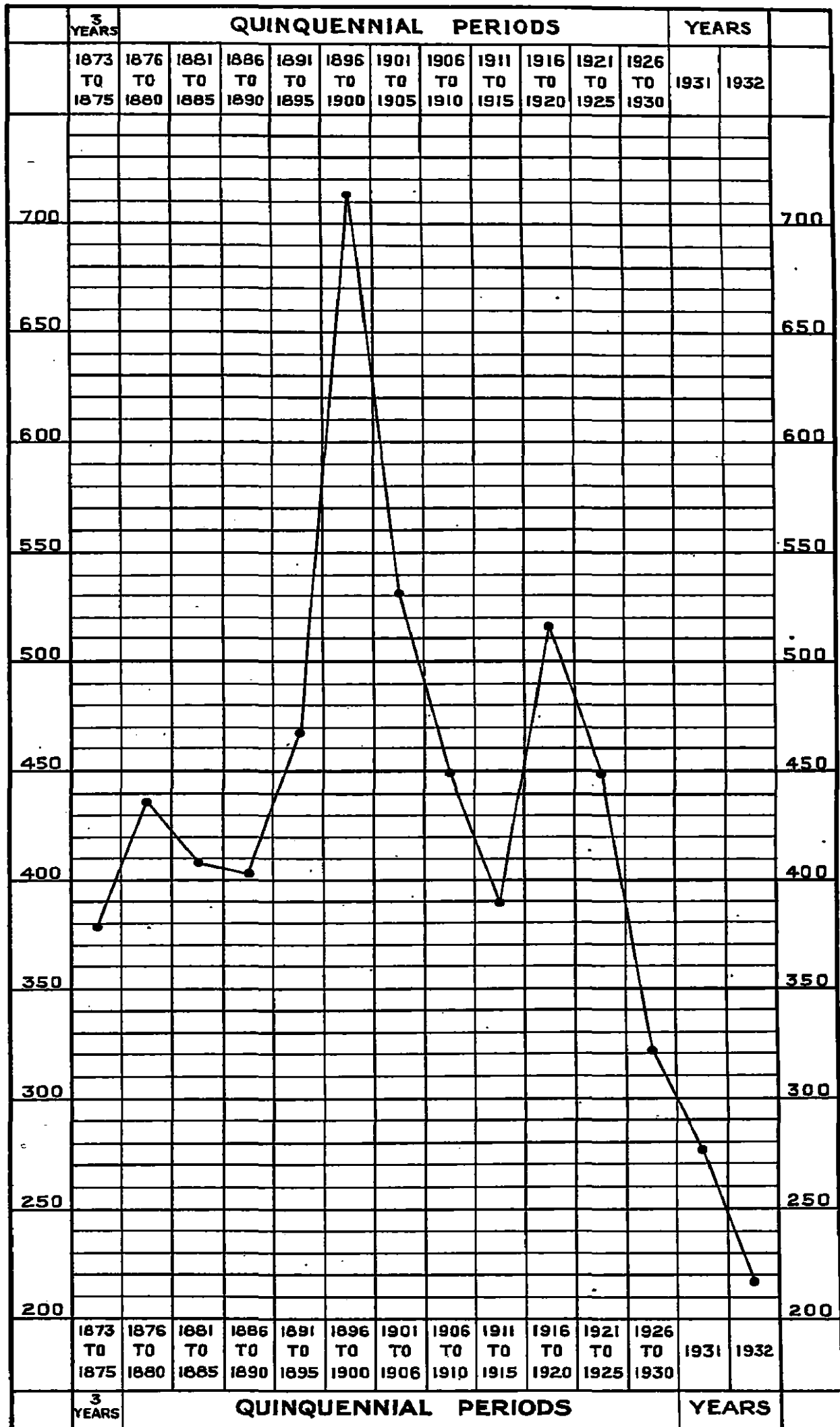
The mortality rates from several diseases among different races in the City are shown in Table No. 15 appended to the Report.

Mortality by Months.—The following table shows the total number of deaths registered on each day and in each month of the year. The number of monthly total deaths in 1931 is added to the table for comparison.

TABLE SHOWING THE DAILY AND MONTHLY TOTAL DEATHS IN 1932 AND THE MONTHLY NUMBER IN 1931.

Date.	MONTHS.												Total.	
	Jan.	Feb.	Mar.	April.	May.	June.	July.	Aug.	Sept.	Oct.	Nov.	Dec.		
1 ..	51	62	48	54	55	54	52	50	88	70	50	64		
2 ..	70	64	79	65	57	63	77	56	76	47	92	79		
3 ..	54	64	55	53	80	65	44	60	67	71	71	61		
4 ..	73	62	75	51	61	54	71	57	72	69	65	53		
5 ..	73	56	64	51	57	62	75	53	63	67	53	48		
6 ..	66	63	62	53	75	50	46	61	56	62	54	77		
7 ..	69	62	70	51	69	50	56	45	71	68	64	67		
8 ..	61	73	71	65	55	49	47	50	78	78	68	49		
9 ..	74	55	91	59	66	67	57	56	72	58	63	77		
10 ..	79	46	72	62	71	49	60	68	57	87	68	52		
11 ..	62	59	55	58	57	62	38	54	71	79	62	61		
12 ..	73	56	46	64	54	58	54	73	60	76	63	61		
13 ..	68	57	60	62	73	67	62	65	57	74	48	47		
14 ..	75	58	48	63	66	61	62	55	64	72	52	74		
15 ..	80	67	50	55	59	75	56	44	79	77	64	66		
16 ..	54	66	64	59	55	64	42	57	83	69	56	59		
17 ..	59	59	61	68	35	65	63	77	101	75	62	78		
18 ..	55	66	37	66	56	57	51	65	76	70	57	50		
19 ..	63	70	53	73	127	57	62	60	62	60	65	55		
20 ..	58	66	69	71	133	44	46	72	66	67	58	76		
21 ..	55	38	65	65	105	57	53	48	57	58	63	68		
22 ..	53	69	43	56	71	51	51	64	55	74	67	75		
23 ..	55	51	50	56	98	46	55	69	54	44	70	91		
24 ..	66	60	69	60	70	60	45	61	74	56	68	71		
25 ..	67	59	73	69	49	44	63	74	59	62	51	59		
26 ..	61	48	50	66	69	48	53	77	51	64	59	78		
27 ..	59	55	57	61	58	42	50	86	50	59	57	58		
28 ..	65	68	56	55	57	44	61	57	65	60	67	77		
29 ..	57	52	77	71	53	41	53	78	58	58	62	76		
30 ..	78	..	63	69	55	46	48	92	70	60	70	71		
31 ..	90	..	51	..	55	..	45	62	..	83	..	67		
Total ..	1932	2,023	1,721	1,884	1,831	2,101	1,652	1,698	1,946	2,012	2,074	1,869	2,045	22,856
	1931	1,780	1,667	1,768	2,219	2,216	1,896	2,211	2,792	2,348	2,173	2,107	1,948	25,105

C DIAGRAM DEATHS IN INFANTS PER 1000 BIRTHS IN BOMBAY 1873 - 1932



The rise in the mortality registered during the months of January, May, September, October and December was due to diseases of the Respiratory System, Ague and Remittent and Enteric Fever. The rise in the Infant Mortality during the months of August to October was due to continuous rain.

The incidence of deaths from principal causes in different months is shown in Table No. 12 appended to this Report.

Mortality by Sections.—It will be seen from Table No. 6 (Appendix) which gives total deaths and death-rates in each Section in 1932 and the quinquennial averages for 1927-1931 that rates higher than the general death-rate were recorded in Umerkhadi (22.2), Dongri (20.0), Tarwadi (24.5), Second Nagpada (20.0), Kamathipura (22.3), Tardeo (22.9), Byculla (22.0), First Nagpada (20.3), Parel (22.4), Sion (23.4), Mahim (23.1) and Worli (23.4).

The Sections of Tarwadi, Upper Colaba, Esplanade, Byculla and Parel contain Hospitals and would exhibit a much lower death-rate, but for the fact that for want of residential addresses of many of the patients who die in those institutions, the deaths have to be referred to the sections containing the Hospitals instead of to those where the patients resided before admission.

Upper Colaba contains the Colaba Station (Military) Hospital (117 beds) and the British Family Hospital (42 beds).

Esplanade contains the St. George's Hospital (220 beds), Cama and Allbless Hospitals (150 beds), Gokuldas Tejpal Hospital (200 beds) and the Indian Military Hospital (75 beds).

Tarwadi contains the Sir Jamshedji Jijibhoy Hospital (379 beds), Bai Motlibai and D. M. Petit Hospitals (60 beds) and the Maratha Hospital (80 beds).

Byculla contains the St. Joseph's Foundling Home, the Arthur Road Infectious Diseases Hospital (252 beds), Adams Wylie Hospital (69 beds) and Bai Yamunabai L. Nair Hospital (74 beds).

Parel contains the King Edward VII Memorial Hospital (354 beds), the Nowroji Wadia Maternity Hospital (150 beds) and the Bai Jerbai Wadia Hospital for Children (102 beds).

Khetwadi contains the Sir Harkisondas Hospital (110 beds).

Walkeshwar contains the Parsee General Hospital (163 beds).

Death by Occupation.—The death-rate recorded for persons following different occupations are shown in Table No. 18 appended to the Report.

INFANT MORTALITY.

The deaths among infants under one year of age numbered 6,298, being 1,103 less than in the preceding year and 1,491 less than the annual average in the decennium 1922-1931.

The infant mortality rate expressed as the number of deaths in infants per 1,000 registered births was 218, being the lowest hitherto recorded in the official statistics for the City. The next lowest rate was 272 registered in 1931.

Of the 6,298 infants who died within one year from their birth, 5,517 or 87.6 per cent. were born in Bombay City and 781 or 12.4 per cent. in the mofussil (*vide* Table at page 10) showing the place of birth of these infants. The births of these 781 infants were thus not registered in the City register. If, therefore, the figure 781 be excluded from the total number of infants who died in the City during the year, the rate of infant deaths per 1,000 births registered would be 191.0 instead of the official figure 218 as shown above.

The Diagram C facing this page shows the incidence of Infant Mortality rate during the last 55 years.

Cause of Death.—It will be seen from Table No. 13 (Appendix) that 4,901 or nearly 77.8 per cent. of the total deaths in infants were due to diseases of the Respiratory System, Infantile Debility and Premature Births, against 5,683 deaths or 76 per cent. in 1931, Diarrhoea and Enteritis caused 280 deaths, Malaria, Ague and Remittent Fever 112 deaths, Fever not defined 39 deaths and Convulsions 422 deaths. The deaths from Small-pox and Measles numbered 79 and 16, respectively.

INFANT MORTALITY FROM PRINCIPAL CAUSES FROM 1927 TO 1932.

Cause of death.	1927.	1928.	1929.	1930.	1931.	Average (1927 to 1931).	1932.	More or less.
Small-pox	151	127	240	449	2	194	69	-125
Measles	32	23	37	41	15	30	16	- 14
Malarial Fever	21	13	18	13	5	14	4	- 10
Ague and Remittent fever and Fever not defined	130	143	169	203	198	169	147	- 22
Diarrhoea and Enteritis	333	268	303	350	366	324	280	- 44
Dysentery	31	28	23	39	34	31	27	- 4
Infantile Debility and Malfor- mation including Prema- ture Birth	3,106	3,105	2,779	2,791	2,987	2,954	2,685	-269
Diseases of the Respiratory System	2,118	2,630	2,523	2,529	2,646	2,489	2,217	-272
Convulsions	588	654	662	626	620	630	422	-208
All Causes	6,857	7,468	7,225	7,506	7,401	7,291	6,298	-993

Quinquennial Averages.—Compared with the averages of the preceding five years, the total number of deaths was less by 993, the principal decreases in the mortality being 125 under Small-pox, 14 under Measles, 10 under Malaria, 22 under Ague and Remittent Fever, 44 under Diarrhoea and Enteritis, 4 under Dysentery, 269 under Infantile Debility and Premature Births, 272 under diseases of the Respiratory System and 208 under Convulsion.

Age at Death—The following table classifies the infantile deaths from principal causes in 1932 under the age groups, under 7 days 1-4 weeks, 1-6 months and 6-12 months :—

TABLE OF DEATHS AMONG INFANTS FROM PRINCIPAL CAUSES BY AGE-PERIODS IN 1932.

Age-Period	Small-pox.	Measles.	Malarial Fever.	Ague and Remittent Fever and Fever not defined.	Diarrhoea and Enteritis.	Dysentery.	Infantile Debility and Malformation includ- ing Premature Birth.	Diseases of the Respi- ratory System.	Convulsions.	All causes.	Percentage of death in age period to the total deaths under 1 year of age.
Under 7 days	7	4	1	1,354	11	71	1,565	24.8
1 to 4 weeks	1	10	45	..	794	19	83	973	15.5
Total under 4 weeks	1	17	49	1	2,168	30	154	2,538	40.3
4 weeks to 6 months	24	3	2	46	113	8	438	705	187	1,621	25.7
6 to 12 months	45	13	1	84	118	18	79	1,482	81	2,139	34.0
Total	69	16	4	147	280	27	2,685	2,217	422	6,298	100.0

Of the total deaths among infants, 1,565 or 24.8 per cent. took place in the first week of life and 973 or 15 per cent. in the age period of 1 to 4 weeks.

The mortality among infants who had not completed the first month of life was thus 2,538 or 40 per cent. of the total infant deaths. The number of deaths in the groups 4 weeks to 6 months and 6 to 12 months was 1,621 and 2,139 being respectively 25.7 and 34 per cent. of the total infant mortality.

TABLE OF PERCENTAGE OF INFANT DEATHS FROM PRINCIPAL CAUSES AT SEVERAL AGE PERIODS IN 1932.

Age-Period.	Small-pox.	Measles.	Malarial Fever.	Ague and Intermittent Fever and Fever not defined.	Diarrhoea and Enteritis	Dysentery.	Infantile Debility and Malformation including premature Birth.	Diseases of the Respiratory System.	Convulsions.	Other causes.	All causes.
Under 7 days	0.4	0.3	0.1	87.8	0.7	4.5	6.2	100.0
1 to 4 weeks	0.1	1.0	4.6	..	81.7	1.9	8.5	2.2	100.0
4 weeks to 6 months ..	1.5	0.2	0.1	2.8	7.0	0.5	27.0	43.5	11.5	5.9	100.0
6 to 12 months ..	2.1	0.6	0.1	3.9	5.5	0.8	3.7	69.3	3.8	10.2	100.0
	1.1	0.3	0.1	2.3	4.4	0.4	42.6	35.2	6.7	6.9	100.0

The salient features of the above table are the magnitude of the role played by debility and prematurity in the causation of deaths in the first 4 weeks of life and the large proportion of deaths from Respiratory diseases during the remaining 11 months of infancy.

Infant Mortality by Months.—The sub-joined table shows the number of deaths among infants in each month of the year. For comparison the monthly total number of deaths at ages of 1 year and upwards is also inserted :

Age-Period.	NUMBER OF DEATHS.												
	January.	February.	March.	April.	May.	June.	July.	August.	September.	October.	November.	December.	Total.
Under 1 year ..	495	423	438	444	535	486	476	617	644	609	541	570	6,298
1 year and upwards ..	1,528	1,298	1,426	1,387	1,566	1,166	1,222	1,329	1,368	1,465	1,328	1,475	16,558

Table No. 13 appended to the Report shows the number of deaths among infants under one year of age by causes in detail and by months.

Infantile Mortality by Races.—The following table shows the death-rates among infants of different Nationalities and Castes :

INFANT MORTALITY BY CASTE AND INFANTILE DEATH-RATE PER 1,000 OF BIRTHS REGISTERED IN EACH CASTE IN 1932.

Race or Caste.	Deaths under 1 year.	No. of Births registered.	Infant Mortality per 1,000 of births registered.
Hindus, low caste	1,023	4,107	249
Hindus, all other castes	3,609	15,977	226
Mussalmans (including Negro-Africans)	1,049	4,910	213
Parsees	92	1,186	77
Jews	31	305	101
Indian Christians	456	2,097	217
Anglo-Indians	20	143	140
Europeans	2	142	14
Buddhists	3	25	120
Other and Unknown Castes	13	2
Total	6,298	28,894	218

Infant Mortality by Sections.—The death-rates among infants under one year of age per 1,000 births registered in several Sections of the City are shown in the last column of Table No. 2 appended.

In the case of each death of an infant special inquiries were made by the District Registration Staff of the Health Department as to whether the birth of the child had taken place in the City or outside it, and if the former whether the birth was registered in the City registers before or after death. The result of this inquiry is embodied in the sub-joined statement with a view to ascertain the incidence of infant mortality in a class of population inhabiting a particular locality.

Statement showing the place of Birth of Children who died before completing twelve months of age in 1932 :—

Ward.	Sections.	Bombay Born.		Born out of Bombay.	Total.
		Births Registered.			
		Before Death.	After Death.		
A	Upper Colaba	12	1	2	15
	Middle and Lower Colaba .	52	6	16	74
	Fort, Southern	4	2	6
	Fort, Northern	100	9	32	141
	Esplanade	50	5	12	67
B	Mandvi	97	6	26	129
	Chuckla	54	5	15	74
	Umarkhadi	179	11	40	230
	Dongri	58	2	11	71
C	Market	108	9	23	140
	Dhobi Talao	144	11	24	179
	Fanaswadi	119	3	22	144
	Bhuleshwar	156	6	19	181
	Khara Talao	103	5	14	122
	Kumbharwada	150	3	17	170
D	Khetwadi	169	8	21	198
	Girgaum	167	6	25	198
	Chowpati	43	3	8	54
	Walkeshwar	48	3	8	59
	Mahalakshmi	144	5	20	169
E	Mazagon	204	11	25	240
	Tarwadi	260	15	38	313
	Second Nagpada	77	4	16	97
	Kamathipura	169	9	24	202
	Tardeo	172	6	20	198
	Byculla	568	20	60	648
	First Nagpada	27	1	3	31
F	Parel	263	16	37	316
	Sewri	132	6	21	159
	Sion	380	20	59	459
G	Mahim	299	11	38	348
	Worli	713	40	76	829
	Harbour, Docks, Railways and Unknown	28	2	7	37
	Total	5,249	268	781	6,298
	Percentage	83·3	4·3	12·4	100·0

This information has been introduced only since 1930 and during these two years, an appreciable change is noticed. The percentage of deaths amongst children born in the mofussil and not registered in the City to the total infant deaths in 1932 is 12·4 against 16 in 1931 and 17 in 1930 and about 32 in 1927. This striking variation can be attributed mainly to the maternal benefits extended to the labour class and it can also be attributed partly to the extended facilities offered by the increased number of Maternity Homes. The labour class are now voluntarily getting the births of their children registered in order to procure birth certificates for claiming the benefit. The Municipal Maternity Homes also afford them easy facilities for a delivery free of any cost. In view of these facilities, the labour class are now not inclined to send their wives for confinement at their native villages in the mofussil.

INFANT MORTALITY BY THE NUMBER OF ROOMS OCCUPIED IN 1932.

Number of Rooms.	Births.		Deaths in Infants.		Infant Mortality per 1,000 Births Registered.	
	Number.	Percentage.	Number.	Percentage.	1932.	1931.
Road side	2	0·0	15	0·2
1 Room and under ..	10,201	35·3	4,472	71·0	438	529
2 Rooms	2,401	8·3	638	10·1	265	412
3 Rooms	348	1·2	92	1·5	264	372
4 or more rooms ..	558	1·9	72	1·2	129	228
Hospitals	15,384	53·3	1,009	16·0	66	74
Total ..	28,894	100·0	6,298	100·0	218	272

The percentage of population occupying tenements of one room and under to the total number of occupants of all classes of tenements in the City by the Census of 1921 was 66. Of the 28,894 births registered in the year, 10,201 or 35.3 per cent. occurred in families living alone in a single room or sharing it with others and the number of deaths in infants in this class of population was 4,472 or 71 per cent. of the total infant mortality.

It will be observed from the statement that the rate of deaths among infants in single room tenements per 1,000 births in such tenements during the year was 438 as against 529 in 1931 and that the proportion of deaths to births varies inversely as the number of rooms occupied by the parents.

Prevention of Infantile Mortality.

The work which is being done in Bombay for the reduction of infant mortality may be described under the following heads :—

- (i) Visits by the Municipal District Nurses for the purpose of getting into touch with prospective mothers and for discovering cases of sickness especially among women and children and unvaccinated children ; for enquiry into the condition of new born infants ; and for giving instruction by homely talks as to the care and rearing of children.
- (ii) Attendance on confinements.
- (iii) Provision of necessaries and comforts during the lying-in period.
- (iv) Maternity Homes.
- (v) Infant Welfare Centres and Infant Milk Depots.

Municipal Nurses.—The number of Municipal Nurses employed is ten, one being attached to each of the ten District Registrars' Offices. They visit daily the localities and the chawls inhabited by the poor and help to diffuse and popularise elementary knowledge of the principles of health and hygiene and to carry such knowledge into the homes and lives of the ignorant ; they give advice on the prevention of disease and the care and up-bringing of infants and bring to the notice of the authorities unregistered births, unvaccinated children and cases of sickness ; they also persuade prospective mothers to go to the Maternity Homes provided for them free. Where this provision is not taken advantage of, they attend on the women in their own houses providing them with bedding for their confinement, and with food in shape of milk and bread, etc., during the first seven days of the puerperal period. The visits of the Nurses are frequently the means of bringing to the Municipal Dispensaries sick persons who would

otherwise either not know the existence of the facilities provided or knowing would, through indifference and apathy, neglect to benefit by them. These visits are doing much good and are welcomed and appreciated by those for whose benefit they are paid.

Summary of Work.—During the year the Municipal Nurses paid 21,493 visits to houses, chawls and huts (against 27,749 in 1931) inquired into 2,689 cases of ordinary sickness and reported 110 cases of infectious diseases and 273 deaths in the female population of the City. They also attended on 1,144 confinements (against 1,198 in 1931) and verified the reports of the Birth Karkuns on 6,197 births.

The following table summarises the information obtained by the Nurses in attendance on confinements and in visits to infants and young children :—

SUMMARY OF INQUIRIES AND OF WORK OF MUNICIPAL NURSES AND MIDWIVES, 1927-1932.

	1927.	1928.	1929.	1930.	1931.	1932.
Total number of births (including) stillborn registered ..	23,465	25,843	26,080	27,342	29,368	30,914
Percentage of Still-birth to the total number of births registered	7.5	7.1	7.1	7.4	7.4	6.5
Number verified by the Nurses	9,831	10,813	10,075	10,320	10,623	9,142
Percentage of number verified to the total	41.9	41.9	38.6	37.7	36.2	29.6
Percentage of the confinements unattended	5.8	5.2	4.0	4.2	4.3	4.8
Percentage of confinements attended by unskilled women.	38.2	34.1	35.2	29.1	25.8	27.5
Percentage of the confinements attended by qualified Nurses (other than Municipal)	9.4	9.2	9.4	9.4	9.2	10.0
Percentage of the confinements attended by Municipal Nurses	13.5	12.7	10.8	12.0	11.3	12.4
Percentage of children born in Hospital	33.1	38.8	40.6	45.3	49.4	46.3
Percentage of children born in healthy condition ..	67.8	69.5	64.6	69.3	68.5	68.1
Percentage of children fed on breast	73.3	72.3	66.5	71.4	67.7	73.9
Percentage of children dying within 30 days	12.0	10.4	8.6	8.3	7.5	7.3
Percentage of the cases where the mothers leave home for work	32.8	31.2	30.4	29.9	26.9	26.4

It will be seen from the above table that of the total number of 30,914 births (including 2,024 still births) registered in the City during the year under report, 9,142 or 29.6 were verified by the Municipal Nurses as against 10,623 or 36 per cent. in 1931.

The proportion of births wholly unattended was 4.8 per cent. among the cases where inquiries were made, and that of confinements attended by unskilled women 27.5 as against 4 and 26 respectively in 1931.

The percentage of confinements attended by qualified midwives (other than Municipal) was 10.0 as against 9 in 1931 and that of confinements attended by Municipal midwives was 12.4 as against 11 in the previous year. The percentage of children born in Hospitals (46.3) showed a decrease of 3.1.

The percentage of children born in healthy condition was 68 as in the preceding year and that of children fed on breast was 74 as against 68 of 1931.

The proportion of children dying within 30 days of birth fell from 7.5 in 1931 to 7.3 in 1932.

The percentage of mothers who left home for work leaving their children to the care of others was 26 as against 27 in 1931.

Relief to poor women during confinement in the shape of necessaries and comforts such as milk, bread, blankets, charpoys and linen was continued during the year and dispensed in 285 cases against 268 in 1931 and 317 in 1930.

Municipal Maternity Homes.—There are now five Maternity Homes maintained by the Municipality. The history of these Homes is interesting enough and may with advantage be summarised briefly as follows :—

So far back as 1914 the late Dr. Turner, then Executive Health Officer, recommended to the Corporation as a measure for reducing the appalling Infant Mortality—(1) to appoint a Lady Doctor to supervise the work of District Nurses, Health Visitors and the Untrained Dais and (2) to start a Maternity Home (with six beds) where poor women might be induced to go for confinement and Dais encouraged to attend to see how confinements should be conducted. The Corporation according to this advice opened a Maternity Home at Bellasis Road (with six beds) on 21st February 1915. In the year 1917, there were three Maternity Homes in the City out of which one at Bellasis Road was Municipal and the other two, one at Parel Road and one at Victoria Bunder, Colaba, were maintained by the Lady Willingdon Scheme of the Bombay Sanitary Association. These two Homes were taken over by the Municipality on 1st May 1918. At the close of the year 1918 there was a further development. The Corporation accepted a munificent gift of Rs. 5 lakhs from the Trustees of the estate of Mr. Mahommed Haji Saboo Sidik. In accordance with arrangements made and sanctioned under Corporation Resolution No. 6122 of 5th December 1928, (1) the Municipality should acquire land with an existing building thereon or should acquire land and erect a building thereon and should establish and permanently maintain a Maternity Home with at least 20 beds in such building in each of the following localities, namely (a) near Lalbag and to the North thereof and (b) within a radius of one-third of a mile of the family residence of the late Mahommed Haji Saboo Sidik at Chas Moholla ; (2) that the Municipality should permanently maintain the present Bellasis Road Home with not less than 16 beds at its present site or at any site on Bellasis Road ; (3) that each of the above Maternity Homes be called after Mahommed Haji Saboo Sidik. According to this the Maternity Home at Worli was opened on 3rd May 1928 in a building constructed by the Municipality for the purpose.

In 1922 Sir Currimbhoy Ibrahim, the then Sheriff of Bombay and for many years a member of the Corporation offered a donation of one lakh of rupees for the construction, equipment and maintenance of a Maternity Home for the benefit of poor classes in the neighbourhood of Parel in memory of his late daughter Kamarkhanum. This gift was accepted by the Corporation under their Resolution No. 78744 of 4th December 1922 and the Kamarkhanum Maternity Home was opened in a building in Victoria 3rd Cross Lane at Byculla on 19th February 1926. The Maternity Home at Khetwady was opened through the generosity of Mr. Shapurji Sorabji, who offered his house at Khetwady for being used as a Charitable Dispensary and a Maternity Home and also offered a sum of Rs. 10,000 in memory of his father Sorabji Shapurji. This was accepted by the Corporation under their Resolution No. 2843 of 2nd July 1928. The Maternity Home at Khetwady was opened on 26th January 1931. Thus from 1915 to 1919 there were two Municipal Maternity Homes and these became three from 1919 to 1928 and four in 1928 and five since 1931. All these Homes are very popular and have contributed considerably towards the reduction in Infant Mortality.

The number of women admitted to the five Municipal Maternity Homes and the number of beds in each Home was as follows :—

Maternity Home.	Number of Cases.		Number of Beds.
	1932.	1931.	
Mohammed Haji Saboo Sidik's Maternity Home at Bellasis Road.	1,102	1,199	37
Kamar Khanum Maternity Home at Victoria Cross Road	1,051	1,083	50
Mahommed Haji Saboo Sidik's Maternity Home at Imamwada.	642	546	19
Mahomed Haji Sabu Sidik's Maternity Home at Worli ..	626	608	16
Sorabji Shapurji Engineer Maternity Home at Khetwady ..	477	365	12
Total ..	3,898	3,801	134

The total number of women admitted to the five Municipal Maternity Homes during the year was thus 3,898 as against 3,801 in 1931. The number of cases confined in the Homes was 3,515 as against 3,346 in 1931. Of the women confined, 719 were primiparæ.

The following statement gives the number of confinement cases in each of the Municipal Government and Private institutions doing Maternity work during the last five years (1928-1932):—

Serial No.	Maternity Home.	No. of Beds.	1928.	1929.	1930.	1931.	1932.
1	Mahomed Haji Sabu Sidik Maternity Home, Bellasis Road	37	944	1,004	1,078	1,071	967
2	Mahomed Haji Sabu Sidik Maternity Home, Imamwada	19	647	592	680	500	589
3	Kamar Khanum Maternity Home, Victoria Cross Road	50	829	856	814	907	932
4	Mahomed Haji Sabu Sidik Maternity Home, Worli	16	177	299	445	525	564
5	Sorabji Shapurji Engineer Maternity Home, Khetwady	12	343	463
6	Infant Welfare Society's Home, DeLisle Road..	24	387
7	Infant Welfare Society's Home, Worli	27	309	464
8	Wari Bunder Port Trust Maternity Home ..	14	10	240	300	531	456
9	Ahiliabai Free Maternity Home	6	34	38	37	39	37
10	Ajinkya Hospital	16	226	231	244	240	229
11	Albless & Cama Hospital	50	1,806	1,909	2,189	2,289	2,437
12	Amins Maternity & Gynæcological Hospital ..	12	48
13	Anand Maternity Home	4	114	74	51	55	41
14	B. D. Petit Parsee General Hospital	20	74	91	102	101	52
15	Bai Chanabai Peraj & Keshavji Damji Esqr. Maternity Home	10	33	51
16	Bai Motlabai & Petit Hospital	40	1,307	1,206	1,457	1,338	1,304
17	Bombay Nursing Home. (Dr. Bhajeker's) ..	2	8
18	Bhatia General Hospital	10	26
19	Bhatia Maternity Home	12	221	207	213	231	297
20	Dr. B. D. Patwardhan M. & G. Hospital ..	5	74
21	Dr. Bhansali's Maternity Home	6	53
22	Dr. C. M. Mehta's Hospital	18	184	290	334	461	420
23	Dr. D'Sa's Hospital	12	145	151	174	195	179
24	Drs. Kaikeni & Tilak Hospital	6	50	55	86	78	104
25	Dr. Karande's Hospital	8	..	70	89	143	125
26	Dr. Kerawalla's Hospital	24	282	298	293	269	262
27	Dr. N. B. Kotak's Maternity Home	8	4	19
28	Dr. Mrs. Nalinibai Kalelker's Women's Clinic..	4	4
29	Dr. Parekh's Hospital	<i>Unrestricted</i>	173	337	281	318	329
30	Dr. Purandare's Hospital	26	316	289	244	313	265
31	Dr. Mrs. Saldana Fernandes Popular M. & G. Hospital	3	14	32	5	13	8
32	Dr. Trivedi's Maternity & Children Hospital ..	3	12

Serial No.	Maternity Home.	No. of Beds.	1928.	1929.	1930.	1931.	1932.
33	Dadabhoy M. & S. Nursing Home	4	29
34	Dholkawalla Maternity Home	27	..	139	296	351	381
35	Eugenic Maternity Home. (Dr. Sequera's) ..	8	56	78	62	83	70
36	Haji Karim Mahomed Suleman Maternity Home	10	44	36	48	35	67
37	Hospital for Women & Children, Tardeo ..	25	200	171	195	185	168
38	Kanchangowri Maternity Home	35	376	460	486	670	743
39	Kushalini Home for Infants	6	37
40	Laxmi Maternity Home	8	28	38	76
41	Machado Nursing Home	3	22
42	Masina Hospital	40	308	325	324	341	282
43	Mt. Asker Maternity Home	10	193
44	Nowroji Wadia Maternity Hospital	150	3,051	3,371	4,110	4,467	4,320
45	Parsee Lying-in Hospital	50	404	363	356	337	375
46	Poly Clinic	7	26	40	45
47	Ruxmani Hospital	15	255	218	217	244	260
48	Sadguru Maternity Home	5	58
49	Sakinabai Moosabhai Jafferbhai Maternity Home	11	99	137	104	112	165
50	Soth Gordhandas R. Bhagat Kalbadevi Hindu Maternity Home	11	..	90	180	227	236
51	Seva Sadan Hospital	3	27	23
52	Sir Harkisandas Narottamdas Hospital ..	21	..	99	202	257	253
53	Shri Laxmi Maternity Home	2	12	18	8
54	St. Elizabeth Nursing Home	4	37
55	St. George's Hospital	14	234	214	242	293	329
56	Surgical Nursing Home	Nil.	10	8	4	5	6
57	Women's Clinics. (Dr. Pagnis)	5	..	12	43	51	83
58	Yamunabai Nair Hospital	8	49	83	75	108	158
59	Jasmine Lodge Nursing Home	4	22	Closed.	
60	Pushpawati Maternity Home	2	Closed.
61	Rachael Maternity Home	73	95	71	19	Closed.
62	Swastic Maternity Home	17	3	5	3 Closed.
63	Victor Maternity Home	20	13	Closed.	
64	Vidya Maternity Home. (Amalgamated with Poly Clinic)	36	56	5	Closed.
	Total ..	986	12,712	14,225	16,291	18,237	19,633

It is interesting to note that out of 30,914 births (including still-births) registered in the City in 1932, 19,633 or 63.51 per cent. took place in Maternity Homes.

Maternal Mortality.—The following table gives the classification of cases of death in Puerperal State in 1932, as required under Corporation Resolution No. 10544 of 30th March 1931 :—

No.	Specific causes of Death.	No. of Deaths.
<i>Diseases of the Puerperal State.</i>		
1	Ante-partum Hæmorrhage	4
2	Post-partum Hæmorrhage	16
3	Toxaemias (Eclampsia, Hyperemesis Gravidarum Acute Yellow Atrophy Albuminuria)	43
4	Puerperal Sepsis (Sapræmia, Septicæmia, Phlegmasia Alba Dolens Coli Infection, etc.)	49
5	Embolism	2
6	Shock during or immediately after delivery	26
7	Anæmia of Pregnancy	34
8	Malaria
9	Influenza, Pneumonia	} Complications of Pregnancy.
10	T. B.	
11	Heart Disease	
12	Operative Interference	1
13	Rupture of Uterus	2
14	Breast Diseases
15	Puerperal Insanity
16	Other causes	14
Total ..		194

Infant Welfare Society.—This Society has been doing good work. At the end of the year there were 7 centres, three Maternity Homes and one Creche at DeLisle Road. Each centre is in charge of a Lady Doctor (full time), graduate of the Bombay University, under whom there is a Supervisor and a Health Visitor; the former is a fully qualified, diplomated nurse and the latter is a qualified Maternity Nurse.

The supervisor looks to the distribution of milk and assists the Lady Doctor at the Clinics and in advising mothers on infant management. The Health Visitor visits her district and persuades the expectant mothers to take advantage of the Maternity Home in the City and to bring their babies to Infant Welfare Centre for milk and treatment.

The society provides through its Centres and Homes (i) advice and instruction to mothers as to infant management; (ii) medical aid to infants; (iii) free distribution of milk to the poor and (iv) confinement at the Maternity Homes.

During the year, 13,540 seers of milk were given free, 10,782 seers of milk were sold at 1 anna a seer, 37,015 seers of milk were sold at 2 annas a seer; 9,013 seers of milk were sold at 3 annas a seer and 330 seers of milk were sold at 4 annas a seer.

The number of admissions at the 7 centres	5,845
The number of attendance for milk, medicine treatment, etc.	3,84,586
The number of confinements conducted by the Infant Welfare Society's Nurses in patients own homes	467
Deliveries at the I. W. S. Maternity Homes	1,307
Cases sent to Hospitals	3,478
Highest daily attendance at the Creche	55

METEOROLOGY OF 1932.

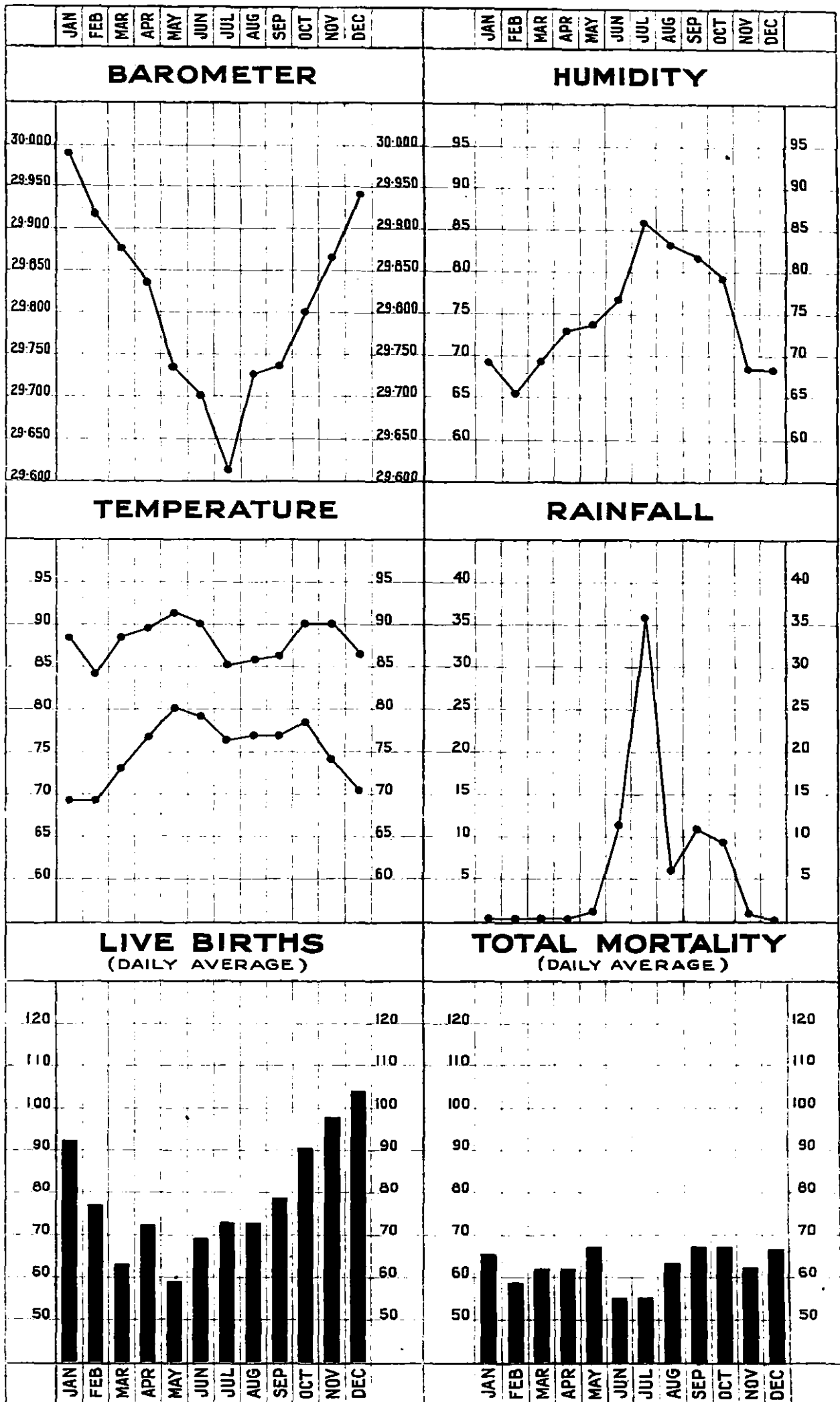
Table No. 23 appended to the Report gives the meteorological data of 1932.

Rainfall.—The total rainfall recorded at the Colaba Government Observatory during 1932 was 73.66 against 97.94 in 1931 and 89.98 in 1930 and was 3.12 inches above the normal (70.54). Rain fell on 106 days during the year against 111 days in 1931 and 93 days in 1930.

The maximum monthly rainfall was 35.47 inches in July against 46.94 inches in July 1931.

DIAGRAM

DAILY MEAN BIRTHS DEATHS AND CLIMATIC CONDITIONS IN BOMBAY IN 1932



EPIDEMIC AND OTHER DISEASES.

EPIDEMIC AND OTHER DISEASES.

Notification of Infectious Diseases.—The cases of infectious diseases during the year numbered 2,747. Under Section 421 of the Municipal Act, 293 were notified by Medical Practitioners as against 239 in 1931. No cases were notified by Hakims and Vaidyas who are not required by law to notify. 2,454 cases or 89 per cent. of the total number were reported by the District Registrars.

Since fees are not paid to the Municipal Registrars for the cases they report and since such cases are not certified on the official form of certificate, they are not included in the number of cases notified under Section 421 of the Act.

The diseases to which the notification received related are set out by Sections in Table No. 4 (Appendix.)

Year.	Number of notifications received from			Reported by Municipal Registrars.	Percentage of total notifications to the total No. of cases Registered.
	Medical Practitioners.	Hakims and Vaidyas.	Total.		
1927	608	3	611	3330	15·5
1928	506	6	512	3026	14·1
1929	608	608	3400	15·2
1930	668	668	4045	14·2
1931	239	239	2157	9·9
1932	293	293	2454	10·6

Plague.—The number of Plague attacks during the year was 44 as against 29 in 1931 ; 3 in February, 10 in March, 19 in April, 6 in May, 1 in August, 4 in September and 1 in October. The disease caused 37 deaths as against 24 in 1931 and did not assume epidemic proportion at any time during the year.

The mortality among reported cases was 84 per cent. as against 82 per cent. in the previous year. The death-rate from Plague works out to 0·03.

The distribution of deaths among different castes during the year is shown in Table No. 14 and the death-rate in Table No. 15 (Appendix).

Plague Measures.—The usual preventive and precautionary measures namely (i) Inoculations, (ii) Rat Destruction, (iii) Evacuation and (iv) Disinfection were continued during the year.

(i) Inoculation :—

During the year 239 inoculations against Plague were performed at the Haffkine Institute.

(ii) Rat Destruction :—

The total number of rats collected and destroyed during the year was 6,56,465 against 6,25,999 in 1931. It will be seen from the following statement that of the 6,56,465 rats collected

and sent to the Parel Laboratory, 2,72,230 were examined and 691 were found infected, giving a ratio of 0.25 infected rats per 100 rats examined as in 1931 :—

STATEMENT SHOWING THE NUMBER OF RATS SENT TO THE PAREL LABORATORY, THE NUMBER EXAMINED AND THE NUMBER FOUND INFECTED IN 1932.

Months.	Number of Rats sent to the Parel Laboratory.	Number of Rats Examined. Total.	Number of Rats found Infected.	Ratio Per Cent.
January	62,462	26,724	50	0.19
February	60,244	27,104	96	0.35
March	59,455	23,882	129	0.54
April	60,372	26,304	146	0.55
May	46,053	16,453	59	0.36
June	45,122	16,261	39	0.24
July	46,781	19,060	27	0.14
August	54,920	22,964	29	0.13
September	50,862	21,207	38	0.18
October	58,209	22,482	34	0.15
November	53,884	24,464	21	0.08
December	58,101	25,295	22	0.09
Total	6,56,465	2,72,230	691	0.25

The percentage of infected rats rose from 0.19 in January to 0.58 in April and thereafter gradually declined.

(iii) *Evacuation.*—For the reception of contacts from infected dwellings, semi-permanent Health Camps at Koli Lane (Colaba), Suklaji Street (Tardeo), Chinchpogli (at the junction of DeLisle Road and Arthur Road) were maintained.

(iv) *Disinfection.*—For the destruction of fleas, all rooms in which cases of Plague either in rats or in man had occurred were disinfected with Pesterine. Infected bedding is disinfected by steam.

Small-Pox.—Small-Pox was prevalent in the City throughout the year and in an epidemic form at the close of the year. It caused 313 deaths as against 31 in 1931 and 711 the average for the decennium 1922-1931. The number of attacks from Small-Pox registered during the year was 544 (including 13 imported cases) against 59 in 1931. They were 9 in January, 12 in February, 32 in March, 30 in April, 39 in May, 22 in June, 37 in July, 47 in August, 25 in September, 29 in October, 51 in November and 211 in December.

The death-rate from Small-Pox during the year was 0.2 as against 0.0 in 1931 and 0.5 the average during the ten years 1922-1931.

The number of deaths from Small-Pox by months is shown in Table No. 12 and by Sections in Table No. 10 (Appendix).

Vaccination—There are 21 Vaccination Stations in the City of which three are open on every morning between 8-0 and 10-30 a.m. When Small-Pox is prevalent in the City in an epidemic form, the station at Princess Street is open during afternoon hours on working days, and the one at Central Vaccination Depot, Suparibag Road, Poibavdi, Parel, is open on working days between 7-30 a.m. and 5-30 p.m. and on Sundays and Holidays between 7-30 and 10-30 a.m.

The number of primary vaccinations during the year was 23,783 as against 19,952 in 1931 and that of revaccinations was 12,436 as against 7,709 in the foregoing year.

The proportion of primary vaccinations (16,499) in children under 1 year of age to the total number of births (28,894) registered during the year was 57 per cent.

Cholera—During the year 11 attacks (including 1 imported case) and 7 deaths from Cholera were registered as against 150 attacks and 80 deaths in 1931.

Of the 11 attacks, 1 was registered in February, 1 in July, 6 in August, 1 in October and 1 in November.

Influenza—Influenza was recorded as the cause of 76 deaths during the year as against 130 in 1931 and 151 the average for the preceding decennium (1922-1931).

Enteric Fever and Diphtheria—The following table shows the number of cases of Enteric Fever and Diphtheria registered in each month during the year. The number of deaths from the two causes are shown in Table No. 10 by Sections and in Table No. 12 (Appendix) by months :—

Diseases.	Jan.	Feb.	Mar.	April.	May.	June.	July.	Aug.	Sept.	Oct.	Nov.	Dec.	Total.
Enteric Fever ..	19	17	18	21	24	31	18	23	50	40	29	18	308
Diphtheria ..	6	6	5	2	12	7	4	8	9	5	16	9	91

Tuberculosis—The number of deaths from Tuberculosis was 1,389 and the death-rate 1.2 per 1,000 of the population. Of these 1,232 were due to Phthisis (Pulmonary Tuberculosis) and 157 to other Tuberculous Diseases. The annual death-rates in previous years from Tuberculosis have been as follows :—

Period.	Annual Death-rate from Tuberculosis.		
	Pulmonary.	Other Forms.	All Forms.
1922-1931	1.1	0.1	1.2
1927-1931	1.0	0.2	1.2
1931	1.0	0.1	1.3
1932	1.2	0.1	1.2

Of the deaths under Tuberculosis, 721 were among males and 668 among females. The disease caused a greater number of deaths among persons in the age-group of 20 to 40 years than in any other age period, *vide* Table No. 17 (Appendix).

The Anti-Tuberculosis Measures.

There are two dispensaries for out-patients suffering from Tuberculosis one at the Sanitary Institute, Princess Street, and the other at Foras Road. The "Turner Sanatorium" contains 32 beds for in-patients at Bhoiwada Hill, Parel.

Each dispensary is in charge of a Medical Officer and nurses are employed for visiting the patients who attend, reporting on their home conditions and seeing that they follow in their homes the advice which they receive.

In the year 1932, 1,346 new cases were admitted of which, 1,104 were definitely labelled as "Tuberculosis." The Tuberculosis cases were classified under two main groups (A) Pulmonary and (B) Non-Pulmonary. Their distribution is as follows :—

Pulmonary Tuberculosis	971	87.2 per cent.
Non-Pulmonary Tuberculosis	143	12.8 ..

The 1,114 Tuberculosis cases, analysed according to caste and sex show the following distribution :—

Caste.	Male.	Female.
Hindu	278	174
Mahomedan	166	259
Parsee	9	14
Christian	116	83
Jew	4	11
Total ..	573	541

The distribution according to age is as follows :—

Up to age of ..	10	15	20	25	30	35	40	45	50 & upwards.
1,114 T. B. Cases	111	106	240	240	171	80	69	36	61

Total attendances in the two Dispensaries in the year were 12,442.

The dispensaries serve the following important purposes :—

(1) **Diagnosis Centre.**—The diagnosis is made on Clinical and Bacteriological findings. Doubtful cases are kept under observation for a certain period before being discharged as nontuberculous. 389 Sputa were examined for Tuberculosis during the year 1932.

(2) **Propaganda Centre.**—1918 domiciliary visits were paid in 1932. Printed leaflets in English and Vernaculars were distributed by the nurses during their visits. The patients and their relations received instructions on general sanitation and diet. The contacts were brought to the dispensary for examination. Their names were entered on special card known as "Contact Card." 779 contacts were examined at the dispensaries.

(3) **Sorting Centre.**—After proper diagnosis, the cases were sent to appropriate institutions. Early cases were admitted to the Turner Sanatorium. Cases requiring hospital treatment were advised to go to the K. E. M. Hospital. Advanced cases were removed to the Maratha Hospital.

(4) **Information Bureau.**—Inquiries from the Bombay public as well as from outside places, on matters relating to tuberculosis in general and tuberculous patients in particular received prompt attention from the Information Bureau.

(5) **Treatment Centre.**—Patients who were unable to take institutional treatment as in-patients, patients kept under "Observation" and good many of the chronic cases discharged from institutions, received treatment at the dispensary. The treatment mainly consisted of antiseptic and symptomatic mixtures; ointment for innunction into the chest (*i.e.* Ung. Saponis of the Budapest Anti-tuberculosis Clinic) and injections of Sodium Morrhuate (3 per cent.); Collosal antimony; Collosal Calcium; Biocholine; (A. F.D.) and Tuberculin B. E. (of St. Mary's Hospital, London). The last named injection was reserved for surgical cases alone (*i.e.* T. B. Glands and Bones.) Gold injections were also given in suitable cases.

Turner Sanatorium.

Out of the 32 beds provided at the Turner Sanatorium, 18 are reserved for male cases and 14 for female cases. Remaining at the end of 1931, there were 27 patients. 145 new

cases were admitted in 1932. This brings the total number of patients treated in 1932 to 172 (27 plus 145). Out of 172 cases, 147 were discharged; 2 died and 23 cases remained at the end of the year.

The 149 (147 plus 2) discharged cases were classified as follows :—

1st stage (Congestion)	51
2nd Stage (Consolidation)	74
3rd Stage (Cavitation)	24
Total	149

The result of the treatment is as follows :—

Improved	106
Not Improved	41
Died	2
Total	149

The above figures indicate that the treatment at the Sanatorium produced improvement in 71.14 per cent. of cases discharged during the year.

The total number of beds occupied during the year was 8,424.

The diagnosis of cases was based on clinical, bacteriological and radiographic findings.

The average duration for each patient was just over 3 months, except in cases showing progressive improvement where a longer stay was justifiable.

On admission, the patient was kept strictly in bed, until the evening Pyrexia became normal or as in some cases never more than 99°F. He was then gradually made to sit up. Further movements, progressively leading to graduated exercises, were regulated in accordance with the pulse, temperature and weight of the patient. Favourable cases were put on graduated exercises. They usually commenced with 50 to 100 yards "Level" and gradually worked upto 600 yards, or in some cases even upto 1,000 yards "Graduated" twice a day. The increase or decrease in the amount of exercise was controlled by the reactions produced.

Sirolin (Roche), Syrup Creosal (A. F. D.) and Glykeron were given for the relief of cough. They all proved useful. Antiseptic mixtures like "Mist Garlic" and Symptomatic mixtures were also prescribed. Inunction of soft soap into the chest was tried and it certainly relieved the "chest pains" in many cases. The diet supplied to the patients was extremely wholesome and nutritious.

The following is a list of various injections tried during the year :—

- (1) Collosol Antimony: $\frac{1}{2}$ cc. intravenously.
- (2) Sodium Morrhuate (3 per cent. solution) $\frac{1}{2}$ to 2 cc. subcutaneously.
- (3) Collosal Calcium: $\frac{1}{2}$ to 1 c.c. intramuscularly.
- (4) Sod. Caccodylate: $\frac{3}{4}$ grs. subcutaneously.
- (5) Gold injections : Solgonal B. (Schering) intramuscular.
: Solgonal (intravenous).

Encouraging results were obtained from intravenous injections of Antimony and intramuscular injections of Gold (Solgonal B). Calcium was beneficial in haemoptysis cases.

Advanced cases of Tuberculosis are admitted into the Maratha Hospital where provision of 80 beds is made for this purpose.

Artificial Pneumothorax was tried in certain cases with encouraging results. Lillingston and Pearson's Apparatus was used for this purpose.

Malaria.

Malaria was registered as the cause of 76 deaths. 1,217 deaths were registered as due to Ague and Remittent Fevers. Under the last two heads, a number of deaths are no doubt included which were due, not to Malaria but to one or the other of the various diseases, such as Typhoid, Tuberculosis and Influenza, in which fever may be a prominent symptom.

Average number of deaths:—The numbers of deaths from Malaria and from Ague and Remittent fevers in 1932 were 76 and 1,217 and the annual averages in the ten years 1922 to 1932 as shown in table No. 10 were 379 and 1,996 respectively.

Out of the total number of deaths due to Malaria:—

- 28 were certified by Medical Practitioners.
- 26 were certified by Hospitals and
- 22 were verified by the staff after making inquiries from the relatives.

Malaria in Military Hospitals:—The following table shows the number of cases admitted and the number of deaths in the different Military Hospitals in the City during the last five years.

	1928	1929	1930	1931	1932
Attacks	187	245	131	101	118
Deaths	3

Anti-Malaria Measures.—Measures for gauging the incidence of Malaria were continued during the year.

Inspection of houses and destruction of larvæ were carried on, on a systematic plan. The sections of the wards are sub-divided and each overseer is given an area which he can cover within a week. Breeding places detected were immediately dealt with. Minor structural and other defects likely to result in the breeding of mosquitoes were remedied by the staff and action was taken against owners only when the works required were extensive and costly.

The following table shows the work of inspection done by the staff during the year:—

Ward.	No. of houses.		No. of containers holding water.	
	Inspected.	Breeding.	Inspected.	Breeding.
A	94,391	869	287,602	1,238
B	103,621	168	172,455	470
C	209,292	248	249,570	404
D	197,303	5,041	494,070	6,939
E	145,860	2,657	229,802	4,060
F	68,114	1,510	126,940	2,231
G	72,093	2,860	192,182	4,242
Total	890,674	13,353	1,752,621	19,584

NOTE.—In the above table, the breeding recorded includes the breeding of *Stegomyia*, *Culex* and *Anopheles*.

Statement showing month by month the total number of wells, cisterns, &c., which were found breeding Anopheles mosquitoes during the year 1932.

Breeding noticed in	January.	February.	March.	April.	May.	June.	July.	August.	September.	October.	November.	December.	Total.
Open and partially open wells ..	26	25	28	20	28	34	12	25	32	32	40	38	340
Cisterns ..	4	1	4	1	4	5	4	1	1	2	4	..	31
Fountains, masonry tanks, masonry kundies, ghanies, mill tanks ..	22	12	17	17	16	13	12	13	23	28	18	20	211
Tubs	1	..	2	5	4	6	4	3	4	2	31
Gully traps and storm water entrances	2	6	12	13	1	5	2	15	56
Tins	5	5	3	13
Pools, low-lands, cellars, &c. ..	16	11	10	25	23	48	79	84	38	27	40	34	435

Statement showing by wards the total number of wells, cisterns, &c., which were found breeding Anopheles mosquitoes during the year 1932.

Breeding noticed in	Wards.							Total.
	A	B	C	D	E	F	G	
Open and partially open wells ..	3	..	7	37	3	110	180	340
Cisterns ..	8	3	2	7	7	2	2	31
Fountains, masonry tanks, masonry kundies, ghanies, mill tanks ..	6	1	2	30	88	10	74	211
Tubs ..	5	1	..	7	10	4	4	31
Gully traps and storm water entrances ..	5	8	7	4	32	56
Tins ..	2	1	1	4	1	..	4	13
Pools, low-lands, cellars, &c. ..	13	5	1	92	95	67	162	435

Spleen Rate.—Children of the poorer classes were examined for enlargement of spleen in dwelling houses and in Charitable Institutions. Out of 3,944 children examined 124 were found to have enlarged spleen. The spleen rate for the whole city was 3.14%. Details by sections are given in the table below :—

Ward.	Sections.	No. of children examined.	No. of children found with enlarged spleen.	Percentage.
B	Mandvi	82	4	4.88
	Umarkhady	75	3	4
	Dongri	116	4	3.45
C	Market	29	3	10.34
	Dhobi Talao	44	1	2.27
	Fanaswadi	25	1	4
	Bhuleshwar	23
	Kumbharwada	58	3	5.17
D	Girgaum	1,319	18	1.36
	Chowpatti	570	11	1.93
F	Parel	397	17	4.28
	Sion	1,043	21	2.01
G	Mahim	75	17	22.67
	Worli	88	21	23.86
Total ..		3,944	124	3.14

The spleen rates in certain schools was found lower as compared with that obtained in 1928 by Major Covell. The results obtained in the year 1932 are shown in the table below :—

Name of Schools.	Ward.	No. of children examined.		Percentage with palpable spleen.	
		Year 1928.	Year 1932.	Year 1928.	Year 1932.
(1) Kandewadi Marathi Boys' School.. .. .	D	154	250	2.6%	1.2%
(2) Mugbhat Marathi Boys' School	D	183	238	5.4%	2.5%
(3) Girgaum Marathi Boys' School	D	210	242	11.4%	2.5%
(4) Girgaum Marathi Girls' School	D	146	251	3.4%	0.4%
(5) South Girgaum Marathi Boys' School.. .. .	D	219	328	6.9%	0.6%
(6) Gamdevi Marathi Boys' School	D	181	320	17.7%	1.9%
(7) Charni Road Marathi Boys' School.. .. .	D	92	138	9.8%	2.9%
(8) Charni Road Marathi Girls' School.. .. .	D	125	112	2.4%	0.9%

The Medical Inspectors appointed by the Schools Committee carried out spleen examination among the children attending the Municipal Schools. The results are shown in the following table :—

Ward.	Sections.	No. of pupils examined.	No. of pupils found with enlarged spleen.	Percentage.
C	Fanaswadi	358	2	0.56
	Kumbharwada	365	3	0.82
	Khara Talao	165	1	0.61
E	Mazagaon	223	3	1.35
	Byculla	4,508	166	3.68
	Tardeo	401	4	1.00
F	Parel	430	35	8.14
	Sion	117	0	0
G	Mahim	3,180	185	5.82
	Worli	1,715	199	11.6
Total ..		11,462	598	5.22

A cosmopolitan school conducted by a Parsee Master in Esplanade Section engaged its own medical man to examine the students attending the school. The results of the spleen examinations furnished by the Head Master are shown in the following table :—

Castes.	Number of students examined.	Number having enlarged spleen.	Percentage.
Parsis	1,077	4	0.37
Hindus	847	2	0.24
Mahomedans	383	1	0.26
Total ..	2,307	7	0.3

Blood Slides.—In addition to the random sampling the District Registrars who were requested to take blood specimens of patients attending the Municipal Dispensaries for fevers sent 652 slides out of which 121 were found positive. The following table shows the number of slides sent by each Dispensary and the number found positive during the year 1932 :—

Dispensaries.	Number of slides.		
	Examined.	Found positive.	Percentage.
1. No. 1 District Dispensary	75	10	13.33
2. Colaba Dispensary	34	2	5.88
3. No. 3 District Dispensary	2
4. „ 4 „ „	46	2	4.35
5. „ 5 „ „	11	3	27.27
6. „ 6 „ „	14	1	7.14
7. „ 7 „ „	78	19	24.36
8. „ 8 „ „	17	3	17.65
9. Bai Gowrabai Dispensary	7	2	28.57
10. Bai Gulbai Choksey Dispensary	8	1	12.5
11. DeLisle Road Dispensary	2
12. Parbhadevi Dispensary	28	4	14.29
13. Worli Dispensary	159	38	23.9
14. Helpless Beggars' Home	56	7	12.5
15. No. 10 District Dispensary	94	27	28.72
16. Khetwadi Dispensary	5
17. Frere Road Dispensary	2	2	100
18. (4) Women and Children's Dispensary	6
19. Medical Officer Turner Sanatorium	4
20. Maratha Hospital	4
Total ..	652	121	18.56

Municipal Dispensaries.—The number of cases of Malaria treated month by month at the Municipal dispensaries during 1932 is shown in the following table. In the preceding year the number of patients treated was 3,622. The decrease of 2,552 patients indicates decrease of Malaria prevalence in the City.

Jan.	Feb.	Mar.	Apr.	May.	June.	July.	Aug.	Sept.	Oct.	Nov.	Dec.	TOTAL.
115	85	72	70	48	68	78	113	97	148	108	68	1,070

Deaths in Institutions.—The following table shows the number of cases of Malaria and of deaths in different Institutions in the City during the year 1932 :—

Name of the Institution.	Admissions.	Deaths.
1. Colaba British Station Hospital	74	..
2. Marine Lines Indian Station Hospital	44	..
3. St. George's Hospital	300	2
4. Goculdas Tejpal Hospital	1,381	1
5. Cama and Allbless Hospital	31	1
6. Sir J. J. Hospital	3,264	..
7. Sir D. M. Petit and Motlibai Hospital	645	..
8. Northcote Police Hospital	1,209	..
9. G. I. P. Railway Infirmary	634	..
10. Dr. Masina's Hospital	18	..
11. Adam's Wylie Hospital	73	..
12. Bomanji Dinshaw Parsi General Hospital	31	..
13. Yamunabai Nair Hospital	1,032	..
14. Arthur Road Hospital	1	..
15. Maratha Plague Hospital	100	..
16. King Edward Memorial Hospital	416	6
17. Nowroji Wadia Maternity Home	125	2
18. Bai Jerbai Wadia Hospital for Children	13	..
19. Dr. Purandare's Hospital	3	..
20. The Jamsedji Nusserwanji Petit Parsi Orphanage	97	..
21. B. B. & C. I. Railway Dispensary	432	..
22. Petit Charitable Dispensary	2,691	..
23. Lady Rachael Jacob Dispensary	5,376	..
24. Allbless Charitable Dispensary	451	..
25. Bhatia General Hospital	12	..
Total ..	18,453	12

Wells.—The following table shows the number of wells by Wards and Sections filled in, protected and examined for larvæ during the year 1932 :—

Ward.	Sections.	Total in the locality.	Dealt with.			Wells examined.			Examination for larvæ.	
			Filled in.	Covered.		Total.	Larvæ found.	Larvæ not found.	Total.	Positive.
				Completely.	With trap door.					
A	Upper Colaba ..	4	4	..	4	54	..
	Middle & Lower Colaba ..	30	30	..	30	823	..
	Fort Southern ..	18	..	1	..	18	1	17	907	2
	Fort Northern ..	303	3	1	..	303	5	298	7,614	9
	Esplanade ..	51	51	1	50	1,399	1
B	Mandvi ..	56	1	1	..	56	1	55	672	1
	Chuckla ..	31	31	1	30	480	1
	Umarchadi ..	20	20	..	20	480	..
	Dongri ..	4	4	..	4	48	..
C	Market ..	181	4	1	..	181	18	163	1,119	18
	Dhobi Talao ..	286	2	286	5	281	1,367	35
	Fanaswadi ..	188	8	3	..	188	6	182	913	11
	Bhuleshwar ..	117	4	2	..	117	5	112	685	10
	Kumbharwada ..	17	..	1	..	17	2	15	82	5
D	Khetwadi ..	143	3	36	..	143	7	136	3,175	51
	Girgaum ..	206	5	1	..	206	1	205	3,457	2
	Chowpatti ..	61	3	11	..	61	2	59	1,384	19
	Walkeshwar ..	90	1	4	..	90	1	89	3,041	8
	Mahalakshmi ..	91	2	7	..	91	7	84	2,932	62
E	Mazagaon ..	61	1	61	4	57	2,419	18
	Tarwadi ..	57	1	57	7	50	2,231	10
	Second Nagpada ..	1	1	..	1	42	..
	Kamathipura ..	4	4	..	4	197	..
	Tardeo ..	23	..	1	..	23	1	22	756	1
F	Byculla ..	24	24	1	23	790	1
	First Nagpada ..	2	2	..	2	102	..
	Parel ..	67	1	67	8	59	2,025	416
	Sewri ..	34	4	34	11	23	1,216	521
	Sion ..	95	1	95	24	71	3,602	748
G	Mahim ..	306	4	2	..	306	93	213	8,316	138
	Worli ..	199	5	1	..	199	37	162	5,231	73
Total ..		2,770	53	73	..	2,770	249	2,521	57,559	2,16

NOTE.—The failure to recover larvæ in a ring net from a well must not be taken as evidence that larvæ were not present.

Table showing by Wards the number and condition of wells on 1st January 1933.

Ward.	Sections.	Total No. of wells.	No. of wells open or partially open.			No. of wells H. C. C. with or without pump.		
			Total No.	Open.	T. D.	Total No.	H. C. C.	H. C. C. with pump.
A	Upper Colaba	4	2	1	1	2	2	..
	Middle & Lower Colaba ..	30	3	2	1	27	25	2
	Fort Southern	18	18	16	2
	Fort Northern	300	30	27	3	270	255	15
	Esplanade	51	5	5	..	46	39	7
B	Mandvi	55	14	11	3	41	33	8
	Chuckla	31	10	8	2	21	20	1
	Umakhadi	20	10	1	9	10	8	2
	Dongri	4	4	4	..
C	Market	177	84	11	73	93	60	33
	Dhobi Talao	284	143	20	123	141	116	25
	Fanaswadi	180	91	23	68	89	65	24
	Bhuleshwar	113	65	20	45	48	39	9
	Kumbharwada	17	7	2	5	10	7	3
D	Khetwadi	140	28	9	19	112	97	15
	Girgaum	201	25	11	14	176	161	15
	Chowpatti	58	12	..	12	46	37	9
	Walkeshwar	89	48	16	32	41	28	13
	Mahalakshmi	89	41	16	25	48	34	14
E	Mazagaon	60	16	7	9	44	34	10
	Tarwadi	56	22	4	18	34	31	3
	Second Nagpada	1	1	1	..
	Kamathipura	4	2	..	2	2	2	..
	Tardeo	23	10	2	8	13	8	5
	Byculla	24	2	..	2	22	22	..
First Nagpada	2	1	..	1	1	1	..	
F	Parel	66	37	14	23	29	25	4
	Sewri	30	22	21	1	8	7	1
	Sion	94	72	52	20	22	15	7
G	Mahim	302	260	248	12	42	25	17
	Worli	194	170	131	39	24	18	6
		2,717	1,232	662	570	1,485	1,235	250
1931		2,755	1,315	674	641	1,440	1,205	235
1932		-38	-83	-12	-71	+45	+30	+15

The total number of wells in the City was 2770 including the number of wells newly discovered, i.e., 15 during the year.

The Committee appointed by the Corporation Resolution No. 3771 of 26th July 1929 and reconstituted under Corporation Resolution No. 1937 of 16th June 1932 to consider the question of determining the exact number and situation of wells in each ward which should be kept open in accordance with the Policy outlined by the Commissioner of closing the wells as an anti-malarial measure, met six times during the year and wells as mentioned below were seen by them.

21 wells in Malaluxmi Section, in D Ward, 44 wells in Market Section, C Ward, and 15 wells in Dhobi Talao Section, C Ward.

Wells which have been decided or proposed to be retained have all been stocked with larvicidal fish (Khajura). The stock is replenished every six months.

Cisterns.—Defective non-mosquito-proof manhole covers were in response to letters or notices replaced by the new hinged cast iron standard caps in 1,160 cases during the year. The total number of cisterns in the City is 36,927.

Tanks.—(1) Mill tanks. There are 88 mills in the City with 116 mill tanks or ponds. These are always found to constitute a source of mosquito nuisance by reason of the frequency with which they breed mosquitoes. According to the scheme of oiling these tanks, devised by the Malaria Advisory Committee, 12 mills have participated in the scheme. The mill tanks were regularly examined and treated with larvicides when necessary. 36 tanks were found breeding at one time or the other during the year.

The following table shows the number of mill tanks found breeding in each month in the year 1932.

Jan.	Feb.	Mar.	April.	May.	June.	July.	Augst.	Sept.	Octr.	Novr.	Decr.
18	15	7	6	7	9	5	6	6	8	9	7

Overhead cisterns in Mills.—Out of 212 tanks in the mills 184 tanks have been covered with mosquito-proof covers, in 5 of them steam or hot water is passed, one contains salt water, 14 tanks are kept either dry or are provided with outlets to drain off rain water, 2 tanks are provided with corrugated iron sheet covers but are in mosquito-proof condition, 2 tanks are emptied once a week, 2 tanks are treated with Paris Green and the remaining 2 are under action. These cisterns were regularly examined as regards their condition and breeding.

(2) **Naigaum Tank.**—The tank is being filled in with road scraping.

2 Temple tanks one at Gamdevi (Chowpatty Section) and the other at Mughbat Cross Lane (Girgaum Section) have been stocked with larvicidal fish.

Quarry holes, etc.—A large number of low-lying plots and quarry holes mostly in F & G Wards were found breeding and had to be constantly treated with larvicides. The quarry hole at premises No. 26 Parel Tank Road is under systematic treatment as in the case of the mill tanks. The variety of *Anopheles* breeding in these places have invariably been *Anopheles subpictus* (rossi).

Cellars in Ballard Estate.—Most of these have been made water-tight. The cellar at plot No. 31 Sudama House was a constant source of mosquito nuisance in this part. The building now known as Irwin House has been taken over by the Government of India who have sanctioned funds for rendering the cellar water-tight and the work will be shortly commenced.

Storm-Water Entrances.—Systematic inspection of storm-water entrances was carried out throughout the year.

Quinine and Cinchona.—73 lbs. and 1 oz. of quinine and 54 lbs. and 6 ozs. of Cinchona Febrifuge were supplied to patients and others free of charge through the 13 Municipal Maternity and Infectious Diseases Hospitals. 4 lbs. and 11 ozs. of quinine and 15 lbs. and 10 ozs. of Cinchona were distributed in the form of tablets numbering 38,975 in all. The remainder was issued in the form of powder.

FISH FOR MOSQUITO CONTROL.—Until last year the two local varieties of fish, Khajura and Piku, have been used for mosquito control in wells. The foreign fish known as *Gambusia* which is considered to possess better larvicidal qualities than the local fish has been introduced during the year. It was brought from Karnal from the Ross Field Experimental Station of the Malaria Survey of India. The fish is stocked in a specially built aquarium and is now multiplying rapidly. It is expected to make use of this fish shortly for stocking wells for mosquito control.

Prosecutions.—The following table shows the number of prosecutions instituted during the year 1932 with their results :—

Number of prosecutions	283
Requirements completed before the service of summonses ..	164
Requirements completed after the service of summonses ..	86
Penalties inflicted	2
Cases dismissed
Cases pending	31

SUMMARY OF WORK DONE IN 1932.

No. of wells filled in	53
" " " hermetically covered	73
" " " covered with trap doors
" " inspections of buildings	8,90,674
" " Notices issued for wells, cisterns, &c.	4,757
" " cisterns made mosquito-proof	4,093
" " cisterns provided with standard pattern covers	1,160
" " children examined for enlargement of spleen	3,944
" " Blood slides examined of dispensary patients	652
" " pools treated with pesterine or kerosene oil emulsion	10,103
" " odd receptacles removed	69,163
" " Low-lying areas filled in	19
" " large tanks filled in	1
" " correspondence papers (new cases dealt with)	4,380

Note on the work done by the Malaria Department in connection with the important breeding places of mosquitoes after the publication of Major Covell's Report.

Wells.—At the time of Malarial re-survey of the City by Major Covell, *i.e.*, in April 1928, there existed 2,429 open or partially open wells. Out of these, 60 wells were filled in and 31 wells were covered hermitically from April 1928 to the end of September 1928. Major Covell presented his report in the last week of September. From 1st October 1928 to 31st December 1932, 311 wells were filled in and 921 wells were sealed hermetically. According to these figures, there should have been 1,106 wells to be dealt with but since 1st April 1928, 126 wells were newly discovered and therefore there exist 1,232 wells either open or with trap doors including the number of Temple wells and others allowed to be or proposed to be retained.

The Wells Committee has so far finished its work in A, B and D Wards, and has taken up C Ward.

Domestic cisterns.—Domestic cisterns are being examined every week, fortnight or a month, according to their condition and prompt action taken to remedy the defects noticed. No new cisterns are permitted unless they are made to comply with the requirements of the Malaria Department.

Numbering of cisterns.—All cisterns have been systematically numbered. This has facilitated the inspections and submission of reports regarding the condition of cisterns and checking of overseers' work by the supervising staff.

Easy and safe access.—Upto 31st December 1932 fixed iron ladders have been provided in 2,348 cases on such requests. During the same period 1,086 statutory notices had to be issued for the same requisition out of which 683 had been complied with.

No new cistern is allowed to be connected with water supply unless it is provided with a fixed iron ladder or other suitable means of access for its inspection.

Bolts in place of locks.—It is interesting to note that of the total *Anopheles* breeding in 1930 the breeding in domestic cisterns was 4 per cent., in 1931 it was 2.54 per cent. and in 1932 it was 1.97 per cent. Most of the cisterns have now been put into perfectly mosquito-proof condition. When breeding is detected in the cisterns it has invariably been noticed that it is not due to any structural defects in the cistern but due to the manhole covers being unnecessarily tampered with and left open. The introduction of bolt and nut in place of a lock has been found to be effective in preventing such interference with the covers.

Overhead sprinkler tanks in mills.—On 1st January 1929 there were 212 overhead tanks or "sprinkler cisterns," out of which 11 tanks only had iron or concrete covers. Since then 173 tanks were provided with mosquito-proof covers. 26 tanks, though not covered with iron or concrete covers have been provided with an arrangement affording protection against the breeding of mosquitoes, such as provision of outlets at the bottom to drain off rain water, passing of hot water or steam regularly, etc. The number of tanks which remains to be dealt with is thus 3 *i.e.* $\frac{1}{4}$ per cent. of the tanks existing.

Overhead tanks in places other than mills.—There are 78 such tanks. Out of these 45 have been covered with mosquito-proof covers, one tank has been dismantled and

17 tanks still remain to be made mosquito proof. 9 tanks are either treated with larvicides hot water or steam. In cases of 6 tanks, no action is necessary as these are attached to refrigerators.

Out of the 17 tanks which have not yet been rendered mosquito-proof, 11 belong to the G. I. P. Railway, 2 to the B. B. & C. I. Railway and 2 to the Bombay Port Trust. Trade depression and consequent financial inability have been pleaded as the cause of not covering these tanks.

Certain special breeding places, vide page 55 water-closet flush cisterns.—They are examined regularly along with water storage tanks and such of them as are found not in working order are treated with a larvicide. Action is also taken to put them into working order. The Malaria staff is required to pay particular attention to water-closets in unoccupied premises.

Since 1st January 1931 a new regulation has been brought into force requiring owners to install mosquito-proof flushing tanks for new water-closets. Such tanks are being provided for all new buildings.

Mill ponds.—There are 116 mill tanks in the City. Some of the mills which have been closed during the year formed to be constant sources of mosquito nuisance on account of breeding in the mill tanks. 12 such tanks not in use have been found breeding mosquitoes frequently and are under the scheme of oiling. This is more a mosquito control problem than Malaria as mosquitoes other than *Anopheles stephensi* have been found invariably breeding in these tanks.

Fountains, garden tanks and tubs.—The garden tanks and fountains which have not been drained are required to be filled in. Those that have got outlets or that are properly connected to the Municipal drain have been allowed to remain on the understanding that they will be kept dry for 24 hours once a week preferably on the day the premises are visited by the Section-Overseer. The Section-Overseer inspects the tanks and fountains on these days and satisfies himself that they are attended to.

No big tubs are allowed in the garden. Small tubs having proper outlets are required to be kept dry for 24 hours every week.

Cellars.—Some cellars in the unfinished buildings in the Ballard Estate have been filled in and rendered watertight except the one at plot No. 31 (Sudama House, now called Irwin House). The Government are attending to the breeding and treatment when necessary. Out of the 11 cellars now existing in this area, 9 have been made watertight.

Water used in building construction.—A Register of the buildings under construction has been maintained and the Contractors or owners in charge of the works are promptly advised to treat the water standing on the concrete and elsewhere regularly with Saponified Cresol enough to make the water milky white. Water receptacles used for soaking bricks are also required to be kept upside down daily after use or in the alternative to be kept treated with Saponified Cresol.

Similarly contractors engaged on Municipal Road construction work are required to keep the storage of water as well as water pounded on cement concrete blocks treated regularly with Saponified Cresol.

Malabar Hill Reservoir.—All the doors of the Reservoir have been rendered mosquito-proof.

The Grass Farm between Elphinstone Road and Dadar.—This grass farm is treated with Paris Green whenever breeding of *Anopheles* mosquitoes is noticed.

Storm-water drain north of Bellasis Road.—The cross drain is inspected every week. Any obstruction noticed is removed immediately.

Victoria Gardens.—There were 75 masonry tanks in the Victoria Gardens. 9 masonry tanks have since been demolished. The other tanks are required for gardening purposes and are under close observation.

Water pools in which birds are kept are a constant source of mosquito breeding in this garden. The variety of mosquitoes, breeding in these pools is mostly *Anopheles rossi* and

sometimes culex. Out of 11 such pools five have been filled in. The rest are regularly sprayed with Paris Green. Paris Green has not so far been noticed to have any poisonous effect on the birds.

Open drain connection with Railway.—There is a masonry open drain by the side of the G. I. P. Railway Line extending from Victoria Terminus northwards. Part of this drain near Masjid Bunder has been covered but the work is not done satisfactorily. The drain is oiled whenever necessary.

VENEREAL DISEASES.

League for Combating Venereal Diseases.—Early in the year 1918, a League for Combating Venereal Diseases was established in Bombay under voluntary management with an Information Bureau and a Clinic. The League carried on propaganda and treatment work till it was taken over by the Bombay Municipality in April 1925. At the Information Bureau, information and advice regarding venereal diseases are given to the public and educative literature in English and the Vernaculars is distributed. Out-door anti-venereal propaganda work is also carried on. The Clinic is fully equipped with all modern equipment for the diagnosis and treatment of Venereal Diseases. The Staff of the Clinic consists of a Medical Officer-in-charge, a Lady Physician, a Nurse, one Laboratory Assistant and two Clinical Assistants. The Clinic is situated at 254, Bellasis Road.

Report of the Medical Officer.—The following is an abstract of the work carried out during the year.

Post-Graduate Course.—A post-graduate course for the training of qualified medical practitioners in venereal diseases is held thrice a year. It is conducted by the Medical Officer-in-charge, at the Clinic, where provision is made for Laboratory instruction and ample facilities are available for clinical work. During the year 1932 the Post-Graduate course was not held. The total number of post-graduate students who have received instruction from 1921 is 72.

Registration and Racial Distribution of Patients.—During the year ending 31st December 1932, the number of patients registered in the Clinic was 3,704 (3,149 males and 555 females). The racial distribution of these cases was as follows :—

	Males.	Females.
Hindus	1,432	257
Mussalmans	1,380	212
Parsees	80	7
Jews	29	13
Europeans	6	1
Anglo-Indians	22	..
Indian Christians	198	65
Japanese, Chinese and other castes	2	..
Total	3,149	555

Attendances.—The daily average of new patients reporting and the average daily attendance is as follows :—

New Patients	Males	11.1	} Total	13.1	} Total daily attendance 141.6.
Old Patients	Males	99.4	} Total	128.5	

Distribution of New Cases.—Out of the 3,704 cases registered during the year 1932, 392 ceased attending before the diagnosis was completed and 588 (428 males and 160 females) were diagnosed as non-venereal. The remaining 2,724 with the addition of 692 cases carried over from last year give a total of 3,416 (2,728 males and 688 females) venereal cases who attended for diagnosis or treatment and are classified as follows :—

	Males.	Females.	Total.
Syphilis	581	295	876
Gonorrhoea	1,412	297	1,709
Non-Syphilitic Chancres	735	96	831
Total	2,728	688	3,416

Treatment.—Syphilis is a disease which needs extensive courses of treatment. The period depends on the stage of the disease and the response of the patient to treatment, the minimum being about 18 months to 2 years and the maximum a lifetime series of courses. In the former case, a further period of a year or two is needed for observation and blood tests if a cure is aimed at.

A combination of injections of arsenical compounds and Bismuth have given quicker results. But this combination cannot always be used or maintained in all cases. Each individual case must be treated as an entity, the treatment varying with the type and nature of the disease, the tolerance of the patient to a particular treatment and the effects obtained from different drugs exhibited. Other combinations used are Arsenic and Mercury, Arsenic and Iodides, Bismuth and Iodides and Mercury Iodides, in the form of injections, mixtures and pills. The necessity of exhibiting a variety of drugs or of changing the route of administration is especially called in cases which continue treatment for the full period or for a moderate term, for reasons of intolerance or unsatisfactory response, but sometimes because such patients cannot attend for injections for a long time and are then recommended treatment by mouth during their absence.

Gonorrhœa is also a long drawn disease. Daily irrigation and instrumentation to help in drainage, Vaccine, and Chemotherapy to raise the resistance and electric treatment for complications have given satisfactory results.

For the treatment of Syphilis a good number of Arsenical and Bismuth injections are procured by patients or presented by chemical firms. During the year under report, the Clinic has therefore only defrayed the expenses of 898 injections of arsenical compounds and 1,483 of Bismuth besides others. For the treatment of Gonorrhœa, apart from a variety of injections of a subsidiary nature the most important ones used were 1,462 proprietary vaccines and 1,207 stock and auto-vaccines prepared at the Laboratory.

Laboratory Work.—The routine work of the Laboratory includes a number of urine tests, examination of wet specimens and stained smears (simple and Gram), etc., of which no account is kept. The following are the more important investigations carried out during the year :—

Wassermann Reactions	985
Khan Tests	439
Dark Ground Searches for T. P.	1,377
Microscopic slides (special stains)	1,708
Urine Analysis	2,304
Cultures	143
Miscellanea (blood smears and counts, spinal fluids, etc.)	62

During the year, the Haffkine Institute carried out 870 Wassermann Reactions and 200 Khan Tests for our Clinic.

Stock Gonococci made out of a number of strains collected in the Dispensary and autogenous vaccines of secondary organisms are prepared in the Laboratory for treatment of patients.

RESULT OF TREATMENT.

	Syphilis.			Acute Gonorrhœa.			Chronic Gonorrhœa.			Non-Syphilitic Sores.		
	Males.	Females.	Total.	Males.	Females.	Total.	Males.	Females.	Total.	Males.	Females.	Total.
Cured	8	2	10	143	75	218	105	65	170	251	55	306
Discharged or left fit and well	239	131	370
Left Improved	9	12	21	251	14	265	174	30	204	109	7	116
Sent to Hospitals	22	13	35	48	7	55	25	8	33	76	0	85
Under treatment	92	39	131	82	10	92	79	7	86	44	8	52
Left to continue treatment.	46	26	72	77	16	93	34	11	45	59	9	68
Discontinued treatment	86	43	129	133	10	143	83	23	106	148	5	153
Attended for Diagnosis	79	29	108	109	13	122	69	8	77	18	3	51
Total	581	295	876	843	145	988	569	152	721	735	96	831
									Grand Total			3,416

NOTE.—The results indicated in the above table are interpreted as follows:—Patients described as “cured” of syphilis underwent a full course of treatment according to the standards adopted by modern Syphilologists. Their blood was repeatedly tested for a period of two years and a final Wassermann test was done on their Cerebro-spinal fluid before they were discharged. The rest who did not or could not go through this long treatment and the exacting test, were discharged, “fit and well”. These patients attended on an average for two months and went out disinfected and fit for work.

“Cure” of gonorrhoea was verified by means of special tests of curability.

Patients who left “improved” are mostly gonorrhoea cases. Among these about 25 per cent. were drawing near a cure.

Complicated cases needing rest in bed, surgical or gynaecological interference were “sent to hospitals.”

On account of the distance, office hours or resentment of publicity some patients “left to continue treatment” elsewhere and in many instances were given a note to their medical advisers with details of the case when necessary. A small percentage of these cases may have left improved without attending for a note to be made on their condition.

Many of the patients who “discontinued treatment” probably did so far for the same motives as explained in connection with those who left to “continue treatment.” But they have been numbered under this heading as they assigned no reason for leaving.

Patients who “attended for diagnosis only” were mostly cases that were referred to us for diagnosis by medical practitioners and medical institutions.

Follow up work.—The Nurse paid 270 domiciliary visits during the year. In her daily rounds she distributes educative leaflets and induces patients to come to the dispensary for treatment. Follow up work is also done by her which includes talks to the families of infected men wherever possible with a view to submitting them for examination.

DISINFECTION.

The following table shows the number of cases of Infectious diseases removed to Hospitals of houses vacated and disinfected and of articles disinfected by steam:—

INFECTIOUS DISEASES—CAUSE AND NATURE OF ACTION TAKEN IN 1932.

On account of	Cases.	Cases removed to Hospitals.	Houses vacated.	Rooms disinfected.	Articles sterilized.
Plague	44	3	6	130	72
Small-Pox	544	108	3	497	532
Measles	1	..	12	86
Chicken-Pox	13	..	191	80
Typhoid Fever	308	..	2	207	284
Malarial Fever
Relapsing Fever	1
Influenza	41	32	24
Cholera	11	4	..	32	20
Erysipelas	16	10
Leprosy	4	1	5
Tuberculosis of Lungs.	1,629	18	7	266	661
Dead Rats	34
Other causes	18	1	2,029	345
Total	166	19	3,412	2,154

Quantities and Cost of Disinfectants used.—The following statement shows (a) the quantities in which each kind of disinfectant was used during the year ending 31st December 1932 and their cost (b) quantities used for disinfecting dwelling houses, rooms and other places such as house gullies, drains, privies, etc. and (c) the total cost of the disinfectants used for each purpose :—

Name of disinfectants.	(a)		(b)		(c)	
	Quantities of disinfectants used.	Cost.	Quantities of disinfectants used.		Total cost of disinfectants used.	
			(i)	(ii)	(i)	(ii)
			For disinfecting dwelling houses and rooms.	For disinfecting other places such as house gullies, drains, privies, etc.	For disinfecting dwelling houses and rooms.	For disinfecting other places such as house gullies, drains, privies, etc.
		Rs.			Rs.	Rs.
Pesterine gallons.	10,201	1,550	222	9,970	34	1,516
Sal Hycol do.	1,817	2,838	693	1,124	1,082	1,756
Izal Powder bags.	378	3,213	2	376	17	3,196
Sulphur lbs.	284	22	46	238	4	18
.....	7,623	1,137	6,486

MEDICAL RELIEF.

Municipal Dispensaries.—The fourteen Municipal Dispensaries were open throughout the year to administer, as in the past, free medical relief to the sick poor of the City.

The number of new cases treated at the Dispensaries during the year was 80,129 (53,707 males and 26,422 females) as against 87,814 in 1931. The total attendances numbered 2,10,529 as against 2,38,932 in 1931. These figures include 526 visits by the Dispensary Medical Officers to patients in their homes.

The diseases treated at the dispensaries during each month of the year are shown in Table No. 5 (Appendix).

In addition to the above dispensary work, women and children are treated by two temporary Lady Doctors at six Municipal dispensaries in the City between 12 noon and 2 P.M. twice a week and by the Lady Doctors in charge of the five Maternity Homes at the five Anti-Natal and Post-Natal Clinics attached to the respective Homes between 1 and 3 P.M. twice a week.

The number of new cases thus treated was 10,052 (8,409 women and 1,643 children) as against 8,310 in 1931. The total number of attendances at these dispensaries was 30,355.

The free dispensary for the treatment of eye diseases opened and maintained in the Sanitary Institute, Princess Street, under Corporation Resolution No. 12677 of 5th February 1920, was removed in June 1924 to the Bai Lingubai Building in Kamathipura and named "Rajanna Jalooji Charitable Eye Dispensary". It was attended throughout the year by Dr. D. D. Sathaye. The dispensary is fully equipped and is open every day from 8-30 a.m. to 9-30 a.m. except on Sundays. The total number of new cases treated in 1932 at this dispensary was 1,530, as in 1931, the total attendance being 5,156 during the year.

I have the pleasure in bringing to the notice of the Municipal Commissioner and the Corporation the valuable services rendered by Dr. D. D. Sathaye.

PUBLIC HEALTH ADMINISTRATION.

For administrative purposes, the City has been divided into seven wards A to G, under Assistant Health Officers who are responsible for the sanitary work in the wards. A & B wards, C & D wards and F & G wards from August 1929 constitute three combined charges each under one Assistant Health Officer. There are thus four Assistant Health Officers respectively in charge of the four main divisions of the City. The Assistant Health Officers are under the direct control of the Executive Health Officer and the Assistant Health Officer, Special Grade, in charge of A & B wards, assists him in office work in addition to his own.

The Island has been further sub-divided into 39 sections in charge of Inspectors styled Medical Assistants and each Inspector in the District to which he is appointed is required to undertake the work incidental to Registration and Sanitation as well. As a necessary corollary all the newly appointed Inspectors are required to be qualified Medical Practitioners and to pass the Sanitary Inspectors' Examination.

The 39 sections have been arranged in groups to form 10 Registration and Sanitary Districts, the work in each of the 10 Districts being supervised by a Senior and Junior Medical Inspector. There are 10 Senior and 7 Junior Medical Inspectors who are required to be Medical Graduates and to work under the orders of the Assistant Health Officers of the wards in which their respective Districts are situated. An exception in the rule as to the possession of a medical qualification is made in favour of the old grade Sanitary and Assistant Sanitary Inspectors.

In addition to the 39 Medical Assistants in charge of sections there are 13 Medical Assistants in charge of the 13 Municipal Dispensaries. Their duty is to provide free medical relief to the sick poor of the City. Each of the ten Registration Offices has one trained nurse who is also a qualified midwife. Her duty is to advise mothers of the poorer classes in the care of their children and to attend women of the poorer classes in their confinement.

For the prevention of adulteration, 5 Sub-Inspectors are employed to take samples of milk offered for sale and to submit them for examination to the Municipal Analyst. Sampling of milk and foodstuff is also carried out by the 17 Senior and Junior Medical Inspectors.

The Malaria Branch was re-opened on 8th January 1923 and anti-malarial measures during the year were carried out by a staff consisting of 8 Medical Inspectors, 80 Sub-Inspectors, 7 Muccadums, 198 coolies, 1 carpenter and 1 mason under the direct control of an Assistant Health Officer.

There are two Municipal Hospitals for infectious diseases under the Health Department. One for Tuberculosis and road-side patients at Connaught Road and the other for the treatment of patients suffering from all other infectious diseases at the Arthur Road. They are under the Medical Superintendent with a staff of four Medical Assistants, two Matrons, one Sister, ten Nurses and three Probationer Nurses.

The analysis of samples of food and samples of the Municipal Water supply is carried out by the Municipal Analyst in a laboratory attached to the Health Department.

The Veterinary Staff includes 1 Senior Inspector, 1 Assistant Senior Inspector and 3 Inspectors who are all qualified Veterinary Surgeons and inspect the milch-cattle stables in the City and the Municipal bullocks and are in charge of the Municipal Bullock Hospital and of the Segregation sheds at Tardeo Flats. In addition to this staff, there are 11 Veterinary Overseers who are responsible under the Conservancy Supervisors for the health of the bullocks in the eleven Health Department Stables.

The Vaccination staff includes besides the Superintendent, 1 Head Vaccinator and 9 other Vaccinators.

Conservancy.— The Conservancy staff comprises :—

1	Head Supervisor.
3	Supervisors.
10	Assistant Supervisors.
7	Senior Overseers.
47	Junior Overseers.
19	Depot Attendants.
1,000	Halalkhores.
3,676	Scavengers.
596	Cart drivers.

The average strength of bullocks provided for the scavenging and cesspool carts was 608 pairs. The Municipal bullock stables in the City number eleven.

The number of carts of cutchra, drain silt and other refuse emptied at the Mahalakshmi Railway Siding and other Depots in the City during the year was 8,13,062 against 7,79,662 in 1931; of these 6,82,269 were departmental and 1,30,793 private.

During the year 53,003 night-soil and cesspool cart-loads and 12,81,214 night-soil baskets were emptied at the several night-soil Depots in the City as compared with 64,757 night-soil and cesspool cart loads and 16,18,731 night-soil baskets in 1931. As compared with the preceding year, there was a decrease of 11,754 night-soil and cesspool cart loads and 3,37,517 baskets. During the year 2,661 water-closets were substituted for basket privies as against 7,294 in the foregoing year.

Since 1931, the Conservancy Branch of this department has taken up the work of cleaning the septic tanks attached to private properties in the unsewered area of the City. This work is done free for the owners of the properties. There are in the City 168 septic tanks of which 38 are in F Ward and 118 in G Ward. The cost to the Municipality during the year was Rs. 1,208.

Stray and Ownerless Dogs.—In the year under report, 9,511 stray dogs were caught, out of this number 9,451 ownerless-dogs were destroyed by carbonic acid gas at the Lethal Chamber provided for the purpose at Mahalakshmi and 60 were returned to their respective owners.

Milk Supply.—The inquiries made and the reports submitted by the Dairy Superintendent in 1923 show that the quantity of milk available per head of the population was 3.1 ounces, an amount which must be regarded as insufficient for the consumers of whom a majority are vegetarians.

In the non-vegetarian diet of a healthy adult efficient substitutes for milk can no doubt be provided, but for children up to the age of 12 and 14 years and for vegetarians milk may be regarded as essential.

During the year, 1,256 hawkers importing milk by train were inspected. 265 were found to have no license and 197 were carrying milk in open cans without covers.

Skimmed milk is imported into the City from Anand and other places in Gujarat. Of the milk received, a very small quantity goes to the Sugar refineries; the rest is used in Eating Houses or sold in milk shops. On account of the length of the journey, this milk must necessarily be preserved with "boracic acid" or "formaline." Amongst the various measures tried for the purpose of stopping importation of this milk, has been the cancellation of the license of milk dealers who import milk from Gujarat. During the year, attempts have been made to examine the milk on receipt at Railway Stations and to destroy forthwith the contents of the milk cans found to contain "formaline" or "boracic acid." Assistant Health Officers were supplied with the equipment necessary for testing the milk. Raids were then organised at all the stations in Bombay at which the train bringing milk stopped and at other places in the City at which the trade in this milk is generally carried on and also at different tea shops and Eating Houses. These raids and other measures taken have resulted in the reduction of the quantity of milk imported.

During the year under report 15 persons were detected dealing in skimmed milk containing boracic acid as preservative and prosecuted. The quantity of milk destroyed was 41 cans and 15 seers in E Ward and 15 cans in F and G Wards.

Prosecutions were instituted in 403 cases of hawkers found selling milk in the streets without a license. Details with regard to the adulteration of milk and the number of prosecutions for the sale of adulterated milk, will be found in the report of the Municipal Analyst.

The total number of prosecutions for the sale of milk by unlicensed persons and for breaches of the license regulations was 1,510.

The scheme for the abolition of stables in the City and their transfer to the rural areas outside Bombay has unfortunately not yet made much progress.

Unwholesome Food.—The following list shows the articles of unsound food seized and destroyed under Sections 415 and 416 of the Municipal Act:—

Fruits (fresh) No.	2,899	Cheese Lbs.	1,142½
Fruits (dry) Lbs.	380	Biscuits "	194
Tins of Preserved Fruits .. Tins	3,304	Chocolate Pieces "	47
Potatoes Lbs.	270	Patent Foods Tins	206
Onions "	10	Fish tinned "	1,015
Garlic "	6,840	Flesh tinned "	294
Vegetables "	413	Flesh Beef "	24
Indian Sweetmeats "	5	Bacon "	2
		Ham Lbs.	200½

Statutory Notices.—The following list indicates the number of Notices served by the Inspectors and the number of Prosecutions undertaken for various offences under the Municipal Act during the year.

NOTICES UNDER THE MUNICIPAL ACT IN 1932.

	No. of Notices issued under various Sections of the Municipal Act.
Total No. of Notices issued	10,779
Number complied with	7,434
Number not complied with	1,571
Number pending, the time allowed having expired	1,547
Number cancelled	227
No. of Notices in 1931	10,347

The work in the Presidency Magistrate's courts during the year as regards Municipal cases was disorganised to such an extent as to make all sanitary actions ineffective. The experience of one ward especially was that the majority of cases fixed in the court every month were either withdrawn or postponed to longer dates with the result that at the close of the year, there were 1,254 cases pending for that Ward.

POLICE COURT PROSECUTIONS IN 1932.

	MUNICIPAL ACT.			Prevention of Adulteration Act, 1925.
	Section 412A for Adulteration and other offences under Milk Licenses.	Other Sections.	Total.	
Number of Summonses issued by the Presidency Magistrate at the instance of the Health Department	2,417	6,096	8,513	267
Number of cases in which convictions were obtained	431	549	980	42
Number of cases in which parties were warned and discharged	16	324	340	4
Number of cases dismissed	1	6	7	3
Number of cases withdrawn, the offences having ceased	606	3,139	3,745	56
Number of cases pending at the close of the year	1,363	2,078	3,441	162

Side by side with the Sanitary work much propaganda work is done by the Medical Staff of the Department by means of distribution of leaflets and posters on all Infectious diseases and Seasonal Sickness. The approximate cost of printing leaflets and posters is Rs. 500 per year.

SANITARY STATE OF THE CITY.

The principal causes of the insanitary conditions which maintain the death-rate at a high level even in non-epidemic periods are the insufficiency of the sewers, the continuance of the basket privy system of conservancy, the density of houses and persons per acre and the overcrowding of persons in rooms and tenements.

Water Supply.—With the completion of the Tansa pipe line, the City as a whole is now provided with an adequate supply of water from Tansa Lake. The whole supply has been chlorinated throughout the year. No provision of any kind is made for filtration.

Drainage.—Reference was made in detail in the Report for 1920 to the gravity of the insanitary conditions which result from the inadequacy of the present sewer system and the continuance of the old insanitary basket privies. The scheme for remodelling and enlarging the whole system is still under consideration and no progress has been made except in the construction of new sewers to be used when the location of the outfall has been decided upon. In the meantime, the situation has been much aggravated by the increased water supply and the erection of new buildings.

Basket Privies.—A scheme of the first importance for the conversion of basket privies into water-closets was set in motion early in 1929 and has met with signal success. When the owner has been served with a Notice calling for the conversion of the privies on his premises, he receives from the Corporation a subvention of Rs. 75/- subsequently reduced to Rs. 50/- for every seat converted, provided the work is completed within three months of the date on which the Notice was served. If, however, the work is not completed within the time laid down, no subvention is paid and if there is further delay, the conversion is carried out by the Municipality at the owner's expense.

During the year 2,651 privy seats were converted. The number of seats remaining to be converted in the sewered areas of the City is in the neighbourhood of 11,470.

The subvention of Rs. 50 per seat also ceased from 1st December 1931.

HOUSING.

Insanitary Dwellings.—The routine inspection of dwellings and premises presenting or likely to present sanitary defects has been systematised under a scheme whereby each one of the 39 Medical Assistants and 17 Medical Inspectors is required to devote not less than one afternoon a week to the inspection of the houses in streets or areas definitely allotted for the purpose by the Assistant Health Officers. The scheme aims at the inspection of not less than 5 houses per week by each member of the inspectorial staff or 17,500 houses in all in the year. Were inspection the single object in view, these numbers could be doubled or trebled. Since however, the primary inspections are only the first step in securing the remedy of the sanitary defects discovered, their number is strictly limited by the number of secondary visits which the enforcement of the requirements of the Department entails.

Six hundred and thirty-eight insanitary dwellings were evacuated during the year, the great majority being insanitary kutcha huts.

Sanitary Inspection.—In Table 22 (Appendix) will be found a summary of the inspections (1,75,300) made by the Medical Inspectors and Medical Assistants during the year and of the sanitary works (10,491) carried in response to their orders.

Insanitary Areas.—The action taken by the City Improvement Trust in regard to insanitary areas represented by the Municipal Commissioner under Section 24 of the Bombay Improvement Trust Act, 1898, was described in some detail on pages 34 and 35 of the Annual Report of 1921.

Financial considerations and the difficulty experienced in preserving a balance between the number of insanitary dwellings demolished and the number of new tenements provided to take their place have led to the postponement of action in a number of the areas which have been represented.

The second obstacle has now been removed by the Development Directorate Scheme under which 207 new chawls for the working classes have been completed.

Provision of New Dwellings.—Since the year 1898, the City Improvement Trust has provided 49,384 new tenements as against 33,693 tenements demolished.

During the year 1931-1932, 397 new tenements were provided and 158 only were demolished, the net gain to the City being 239 new tenements.

PUBLIC HEALTH DEPARTMENT,
MUNICIPAL OFFICES,
BOMBAY, 27th May 1933. }

J. S. NERURKER,
B.SC., L. M. & S., D.P.H.,
Executive Health Officer.

APPENDIX.

European and Anglo-Indian Patients.—The total number of admissions among European and Anglo-Indian patients was 5 with one death.

1 Diphtheria, 1 Chicken-pox and 3 other diseases, out of which one Diphtheria case died and all the rest recovered.

Accommodation.—The hospital accommodation consists of:—

The Small-pox Unit—

Old Wards Nos. 1, 2, 3 with 19 beds each	57
Temporary Wards Nos. 4, 5, 6 with 25 beds each	75
European Wards Nos. 7 & 8 with 14 beds each	28

Total .. 160

The General Unit—

Wards Nos. 9, 10, 11, 12 with 14 beds each	56
Wards No. 12A with 36 beds	36

Total .. 92

Thus the total accommodation is for 252 patients.

Cost.—The average weekly cost per patient compared with the previous three years is as follows:—

	1929.	1930.	1931.	1933.
	Rs. a. p.	Rs. a. p.	Rs. a. p.	Rs. a. p.
Diets	5 13 11	5 14 1	7 2 4	7 1 1
Medicines	2 1 10	1 11 1	3 8 7	2 13 6
Clothings	1 10 0	1 5 1	1 15 0	1 2 8
Disinfectants	0 8 0	0 3 6	0 7 0	0 5 10
Stores	1 12 0	1 7 4	1 11 0	1 10 6
Total cost per week ..	11 13 9	10 9 1	14 11 11	13 1 7
Total No. of patients treated ..	1,406	1,927	835	1,324

III.—DISEASES.

(1) **Small-pox.**—This year 302 Small-pox cases were admitted as compared with 29 cases in the year 1931; out of which more than 50 per cent. of cases were admitted in November and December, this being the beginning of the Small-pox Epidemic of 1933.

TABLE III.

Clinical Classification of Small-pox.

Type.	Admissions.	Deaths.	Recovered.	Mortality rate per cent.
Hæmorrhagic	49	44	5	89
Confluent	37	15	22	40
Semi-confluent	80	1	79	1
Discrete	136	..	136	..
Total ..	302	60	242	20

The following table compares the vaccinal condition of patients and mortality at all ages admitted during the year :—

TABLE IV.

Age.	Vaccinated.		Unvaccinated.	
	Admissions.	Deaths.	Admissions.	Deaths.
0 to 1 year	6	..	13	10
1 „ 2 „	2	..	5	4
2 „ 3 „	1	..	4	2
3 „ 4 „	3	..	5	3
4 „ 5 „
5 „ 6 „	5	..	2	1
6 „ 7 „	2	..	1	..
7 „ 8 „	2	..	1	1
8 „ 9 „	1	1
9 „ 10 „	2	..	5	1
10 „ 11 „	1	..	1	..
11 „ 12 „	5	..	4	..
12 „ 13 „	1	..	1	1
13 „ 14 „	3	..	1	..
14 „ 15 „	6	..	2	1
15 „ 16 „	5	..	1	1
16 „ 17 „	8	..	3	1
17 „ 18 „	12	..	4	2
18 „ 19 „	5	..	2	2
19 „ 20 „	25	..	10	4
20 „ 30 „	72	2	26	12
30 „ 40 „	25	..	12	7
40 „ 50 „	2	..	1	1
50 „ 60 „	1	..	1	1
60 and upwards	1	1	1	1
Total ..	195	3	107	57

The following table compares the vaccinal condition of patients and the mortality rate per cent. during the year as contrasted with 10 previous years :—

TABLE V.

Year.	Vaccinated.		Unvaccinated.	
	Admissions.	Mortality per cent.	Admissions.	Mortality per cent.
1922	42	7	42	38
1923	250	9	304	32
1924	547	9	541	38
1925	176	8	276	36
1926	186	4	203	37
1927	354	3	372	39
1928	279	8	243	41
1929	569	5	484	41
1930	592	7	703	43
1931	22	9	7	57
1932	195	2	107	53

Complications of Small-pox.

Pan-ophthalmitis	1
Corneal ulcer	4
Keratitis	1
Iritis	1
Conjunctivitis	6
Otitis	6
Boils	3
Parotitis	2
Arthritis	2
Nephritis	1
Orchitis	3
Broncho Pneumonia	9
Bronchitis	11
Tonsillitis	2
Laryngitis	3
Aedema of glottis	16
Septicæmia	32

The Treatment of Small-pox.—The same routine treatment of Small-pox with some modifications was carried out. The special treatment consists of Ultra Violet and active rays from Vitalux lamp.

All the severe Small-pox cases in any stage are exposed to these rays for 15 to 30 minutes morning and evening; these rays have a very remarkable influence on the Small-pox rash in any stage causing early evolution and drying up of the rash and subsequently checking

the secondary fever and septicemia through which every patient has to pass for days together causing serious wasting and marasmus and sometimes death. The effect of the rays is proved beneficial for confluent, semi-confluent and mild hæmorrhagic cases only. The rays have got very little effect on malignant hæmorrhagic cases.

(2) **Cholera.**—There were only 3 cases of Cholera admitted during this year compared with 109 in the year 1931. All the cases were bacteriologically positive and they recovered.

(3) **Diphtheria.**—This disease is getting more or less epidemic in Bombay and the admissions are increasing year after year. There were 58 admissions during this year as compared with 39 in the last year. Out of 28 deaths 16 were late cases and died within 24 hours after admission. Four cases died having 3 to 5 days duration and 6 cases having the duration of a week and onwards.

It will be seen from the above that, if these cases are detected and diagnosed in their earlier stage there is every possibility of checking their incidence. Late cases succumb mostly due to failure of circulation.

Out of 58 cases admitted there were :—

Faucial type	45
Laryngeal	13

The following table shows complications in Diphtheria :—

Albuminuria	14
Heart complications	12
Broncho Pneumonia	2
Epistaxis	4
Adenitis	15
Paralysis of soft palate	12

All the cases were bacteriologically positive.

The following table compares the number of Diphtheria cases admitted and their mortality rate per cent. during the last 5 years :—

TABLE V.

Year.	Admissions.	Deaths.	Recovered.	Mortality rate per cent.
1928	21	5	16	23
1929	28	9	19	32
1930	30	12	18	40
1931	39	15	24	38
1932	58	26	32	44
Total ..	176	67	109	38

Treatment.—The same routine treatment was carried out as last year.

(4) **Plague.**—

Total treated.	Died.	Cured.
29	24	5
Adm.	Died.	Cured.
Bubonic 7	3	4
Septicæmic 22	21	1

Out of the five cases recovered one case was of septicæmic type and the rest four were of Bubonic type. In 27 cases bubo smear was positive.

Treatment.—Serum prepared from bullocks from Haffkine Institute was tried in 11 cases; 7 died and 4 recovered.

Anti-Plague serum from Swiss Institute, Berne, was given to 8 cases; all proved fatal.

Bacteriological and Pathological Examinations.—The following table shows the number of bacteriological examinations made for the Arthur Road and Maratha Hospitals:—

TABLE VI.

—	Examinations.	Nos.
I	Blood films for parasites and differential count	75
II	Blood cultures	45
III	Material from small-pox pustules, ulcers, abscesses and other complicating foci for microscopic and cultural investigations for pyococci	129
IV	Sputum for organisms	53
V	Material from buboes and ulcers for detection of Bacillus Pestis ..	49
VI	Stools for the detection of Amœba, Cysts, Ova, Bacilli, Vibrios and cultural investigations with a view to arrive at diagnosis and detection of carriers	390
VII	Blood for Widal Reaction	12
VIII	„ „ Kahn Reaction	37
IX	Urine for complete analysis	215
X	Auto-vaccines	7
XI	Cerebro-spinal fluid for physical, chemical and cultural examination..	17
XII	Urethral smears	6
XIII	Throat swabs for cultural examination for B. Diphtheria and other organisms	279
XIV	Post Mortem Examinations	3
	Total ..	1,317

The Light-foot Refrigeration Co. were kind enough to supply Oxygen Gas free of cost through the year. This continuous generous help is much appreciated.

The Indian Red Cross Society was kind enough to supply several articles as gifts for the hospitals which were acknowledged with thanks.

DR. P. T. PATEL, M.D. (Lond.), M.R.C.P. (Lond.),

D.T.M. & H. (Camb.), F.C.P.S.,

Medical Superintendent, Arthur Road Hospital.

TABLE VII.

Showing the diseases and Number of Patients treated jointly at the Arthur Road Infectious Diseases Hospital and Maratha Hospital during the last twenty years, viz., 1913 to 1932.

Disease.	1913	1914	1915	1916	1917	1918	1919	1920	1921	1922	1923	1924	1925	1926	1927	1928	1929	1930	1931	1932
Small-pox	203	283	440	1,142	429	1,508	798	520	542	84	554	1,088	452	389	720	522	1,058	1,298	29	302
Chicken-pox	140	34	106	178	118	200	148	94	109	72	65	82	79	53	126	79	81	296	171	177
Measles	23	71	44	64	81	71	127	41	77	14	25	31	60	26	66	59	98	154	71	93
Cholera	52	137	16	122	42	507	1,103	153	14	10	185	30	2	..	88	17	15	33	109	3
Plague	392	440	135	411	476	335	189	123	339	234	343	120	56	25	61	129	22	21	17	28
Relapsing Fever	1	1	..	2	7	24	458	82	151	162	10	1	1
Mumps	20	6	22	162	171	236	46	91	64	2	11	39	26	18	31	40	48	18	57	190
Whooping Cough	2	9	16	21	2	2	2	2	7	..	3	3	7	8
Erysipelas	22	8	11	7	10	6	3	8	5	4	13	5	3	9	15	20	24
Typhoid Fever	4	1	2	1	4	1	4	3	3
Typhus Fever	1
Phthisis	34	329	414	532	496	747	869	941
Cerebro-spinal Fever	7	6	4	5	8	..	12	23	123	85	46	20	18	9	5	3	1	2	9	6
Scarlet Fever	1	1	1	10	8	3	2
Encephalitis Lethargica	3	1	1	2	2	1	1	7
Diphtheria	1	1	2	2	1	..	1	4	1	1	2	21	32	30	39	58
Chigger	14	334	1	1	2
Influenza	1,520	258	295	72	73	60	62	56	42	31	27	30	13	20	23
General Diseases	355	286	228	326	401	201	516	356	513	228	214	265	276	212	257	313	267	217	285	416
Total	1,221	1,282	1,037	2,755	1,747	4,631	3,663	1,789	2,037	964	1,513	1,749	1,067	1,118	1,821	1,761	2,174	2,860	1,716	2,292

ARTHUR ROAD HOSPITAL,
BOMBAY, 1st May 1933.

P. T. PATEL, M.D. (Lond.), M.R.C.P. (Lond.),
D.T.M. & H. (Camb.), F.C.P.S.,
Medical Superintendent, Arthur Road Hospital.

MARATHA HOSPITAL.**Annual Report for the year 1932.**

I was in-charge of this Hospital throughout the year.

Since 1930 this Hospital is used only for the treatment of advanced cases of Tuberculosis and Road side cases.

The present staff of the Hospital comprises of the medical Superintendent, Matron, two Resident Medical Assistants, six Nurses, a Clerk and a Compounder.

ACCOMMODATION.

The following table shows the total number of beds in the hospitals in normal times :—

TABLE I.

For	No. of Wards.	Beds in each Ward.	Total Beds.	REMARKS.
Male ..	3	16	48	} Counted on basis of 100 square feet of floor space per bed.
Females ..	2	16	32	
Total ..	5	80	

I.—COST.

The average weekly cost per patient compared with the previous three years is as follows :—

TABLE II.

	1929.	1930.	1931.	1932.
	Rs. a. p.	Rs. a. p.	Rs. a. p.	Rs. a. p.
Diets	6 0 10	6 2 7	5 1 5	3 2 10
Medicines	1 14 0	0 15 5	0 12 7	0 11 6
Clothings	0 13 8	0 12 4	0 9 11	0 8 2
Disinfectants	0 7 1	0 6 2	0 5 3	0 4 7
Stores	0 12 0	0 12 2	0 9 4	0 8 10
Total Rs. ..	9 15 7	9 0 8	7 6 6	5 3 11
Total No. of patients ..	835	1,012	931	1,058

II.—GENERAL STATISTICS.

TABLE III.

Particulars..	Tuberculosis.	Malaria.	Other diseases.	Total.
Patients remaining on the 1st January 1932	81	1	82
.. admitted during the year 1932 ..	935	4	37	976
Total number of patients treated	1,016	4	38	1,058
Patients discharged	599	4	17	620
.. died	381	381
Mortality per cent.	37.5	36.01
Patients remaining on the 1st January 1933	56	1	57

TABLE IV.

Classes.	Total number of Patients treated.		
	Males.	Females.	
Europeans and Eurasians—			
Adults	8	
Children..	
Hindus—			
Adults	381	236	
Children.. .. .	2	2	
Mohamadans—			
Adults	173	94	
Children.. .. .	1	
Other Classes—			
Adults	92	68	
Children..	1	
Total treated ..	657	401	= 1,058

III.—ROAD SIDE CASES.

Malaria.—Four cases of Malaria were admitted during the year, which were discharged cured under our routine treatment of Cinchona Febrifuge by mouth. On blood examination, one was found positive for Benign Tertian parasites, but no malignant Tertian parasites were detected. In two cases of malarial enlargement of Spleen, injections of milk were found useful in reducing the size of the spleen.

Chronic Diarrhoea, Dysentery, Anæmia and extreme weakness due to starvation :—Such cases were brought by the Police or sent by other Hospitals and Municipal Districts.

IV.—TUBERCULOSIS.

During the year, 926 cases of Tuberculosis of lungs and 9 cases of intestinal tuberculosis were admitted, of which 20 cases were discharged having been proved negative.

TABLE V.

Particulars.	Number.
Patients remained on the 1st January 1932.. .. .	81
" admitted during the year	935
" discharged cured	50
" relieved	171
" " or otherwise	358
" died	381
Mortality per cent.	37.5
Patients remained on the 1st January 1933	56

X-Ray and screen examinations were carried out in 143 cases of pulmonary tuberculosis at the King Edward VII Memorial Hospital, Parel. Out of these nothing abnormal was detected in 3 cases.

TREATMENT.

Drugs.—No special drugs were used this year.

Collapse treatment: (1) *Artificial Pneumothorax.*—During this year 18 new cases were selected and 2 of the previous year continued the refills. Out of these, 9 cases after having a course of refills were advised to go out of Bombay and are reported to have considerably improved. Five cases discontinued the treatment, 2 cases died during the course of treatment, one from severe hæmoptysis after sudden exertion and the other from intestinal complications.

(2) *Phrenic evulsion*.—Two cases were selected for this. One was a case with severe hæmoptysis in which after the operation the bleeding was checked within a fortnight, and the patient was advised to go to Miraj, where, as we learn, he has added considerably to his weight. The other case, a female, after having gone through a course of artificial Pneumothorax and showing little progress was advised the operation which was performed. The temperature subsided, cough lessened and the patient is reported to be following her domestic pursuits with ease.

V.—OUT-PATIENTS' DISPENSARY.

This dispensary was started only 18 months back and is becoming popular in the locality as shown by the steady increase in the attendance maintained from month to month.

TABLE VI.

Statement of Out-Patients' attendance.

Months.	New cases.	Repetition.	Total attendance.
January	40	47	87
February	17	8	25
March	30	146	176
April	37	254	291
May	32	389	421
June	19	200	219
July	47	134	181
August	76	228	304
September	104	368	472
October	85	307	392
November	101	180	281
December	86	235	321
Total ..	674	2,496	3,170

The following table shows the different diseases treated in the Out-patient dispensary :—

TABLE VII.

Diseases.	No. of patients treated.
Dysentery	10
Malaria	102
Influenza	43
Pneumococcal infection of the Lungs	2
Pyrexia of uncertain origin	10
Round worms	6
Anæmia	10
Diseases of the Eye	12
Diseases of the Ear	8
Diseases of the Respiratory System except Pneumonia, Tuberculosis of the Lungs	115
Diseases of the Digestive System	35
Diseases of the Skin	52
Other local diseases	16
Injuries (General and Local)	253
Total ..	674

TABLE VIII.
Laboratory Investigations.

Particulars.											No. of specimens examined.	
Sputum	309	
Urine	22	
Stools	12	
Blood	133	
Total											..	476

The Indian Red Cross Society and the Light Foot Refrigeration Company were kind enough to supply several articles as gifts and Oxygen gas respectively for the use of the patients, which were acknowledged with thanks.

1st May 1933.

P. T. PATEL,
M.D. (Lond.), M.R.C.P. (Lond.),
D.T.M. & H. (Cantab.),
Medical Superintendent, Maratha Hospital.

**REPORT OF WORK DONE IN THE MUNICIPAL LABORATORY
DURING THE YEAR ENDING 31st DECEMBER 1932.**

The total number of samples examined during the year under report was 8,065 (excluding Malaria Slides), as compared with 8,247 in 1931. Of the above, 7,132 samples were examined chemically and 933 bacteriologically. In 1931, the total number of chemical samples was 7,157, and bacteriological 1,090. Besides the above, 650 Slides from the Municipal Dispensaries, etc., were examined for Malaria Parasites.

Chemical.

Out of 7,132 samples examined chemically, the following were Food-stuffs :—

	Statutory Municipal.	Private.	Total.
Milk	5,304	27	5,331
Ghee	517	77	594
Butter	223	6	229
Vegetable product	82	1	83
Tea & Tea-dust	46	1	47
Coffee	11	..	11
Wheat flour	2	..	2
Oils	43	..	43
Other Food-stuffs	27	1	28
Total for Food-stuffs	6,255	113	6,368

Milk.

Of the 5,331 samples of Milk examined, 1 was received from the Executive Health Officer, 2 from the Superintendent, Infant Welfare Society, 1 from the Superintendent, Cama Institute, Andheri, and 23 from private persons. The remaining 5,304 samples were submitted officially by the Assistant Health Officers under Section 412A of the Municipal Act. The samples from the Assistant Health Officers showed adulteration in 1,510 instances, while those sent by private individuals and the Executive Health Officer showed adulteration in 2 instances and 1 instance respectively. Of the samples taken for legal purposes, 28.5 per cent. proved to be not genuine, as shown in the following statement :—

Received from	Total.	Genuine.	Not genuine.	Percentage of Adulteration.
Assistant Health Officer, A & B	1,213	812	401	33.1
" " " C & D	1,758	1,254	504	28.7
" " " E	1,056	865	191	18.0
" " " F & G	1,277	863	414	32.5
Total	5,304	3,794	1,510	28.5

Legal action was taken in 1,510 cases with the results shown in the subjoined statement :—

Received from	Not genuine.	Prose- cutions.	Convic- tions.	Cases with- drawn.	Cases pend- ing.	FINES.		Total amount of fines.
						High- est.	Low- est.	
Assistant Health Officer A & B	401	401	9	2	390	Rs. 10	Rs. 5	Rs. 55
Assistant Health Officer, C & D	504	504	33	11	460	25	5	399
Assistant Health Officer, E	191	191	191	—
Assistant Health Officer, F & G	414	414	28	1	385	40	3	498
Total	1,510	1,510	70	14	1,426	952

Preservatives in Milk.

5,304 samples were examined for the preservatives, Boric Acid and Formalin. In 60 samples, Boric acid was detected and in 32 samples, Formalin in addition to Boric Acid was found.

Ghee.

594 samples of Ghee were examined ; 457 from the Assistant Health Officers for legal purposes, 84 from the Superintendent, Acworth Leper Asylum, 22 from the Dean, King Edward Memorial Hospital, and 31 from private individuals. The samples received from the Assistant Health Officers showed adulteration in 127 instances, while those sent by the Superintendent, Acworth Leper Asylum and private individuals showed adulteration in 10 and 12 instances respectively.

Of the samples taken for legal purposes, 27.8 per cent. were adulterated. The following are the samples of Ghee submitted under the Bombay Prevention of Adulteration Act of 1925 :—

Received from	Total.	Genuine.	Not Genuine	Percentage of Adulteration.
Assistant Health Officer, A & B Wards ..	75	65	10	13.4
" " " C & D " ..	120	90	30	25.0
" " " E Ward ..	138	85	53	38.5
" " " F & G Wards ..	124	90	34	27.5
Total ..	457	330	127	27.8

Legal action was taken in 127 cases with the results shown below :—

Received from	Not Genuine.	Prosecutions.	Convictions.	Cases with-drawn.	Cases pend-ing.	FINES,		Total amount of Fines.
						High-est.	Low-est.	
						Rs.	Rs.	Rs.
Assistant Health Officer, A & B Wards	10	10	19
Assistant Health Officer, C & D Wards	30	30	2	5	23	15	10	25
Assistant Health Officer, E Ward	53	53	5	..	49	12	10	54
Assistant Health Officer, F & G Wards	34	34	3	..	31	20	10	45
Total ..	127	127	1	5	112	124

Butter.

229 samples of Butter were examined ; 222 were sent by different Wards for legal purposes, as shown in the sub-joined statement, 3 were received from the Executive Health Officer, 1 from the Dean, King Edward Memorial Hospital, and 3 from private individuals. Of the 3 samples received from the Executive Health Officer, 1 was found to be adulterated ; 1 sample received from a private individual was also found to be adulterated.

The following is the statement of samples of Butter submitted under the Bombay Prevention of Adulteration Act of 1925 :—

Received from.	Total.	Genuine.	Not genuine.	Percentage of Adulteration.
Assistant Health Officer, A & B ..	57	22	35	61.5
" " " C & D ..	23	21	2	8.7
" " " E ..	34	28	6	17.7
" " " F & G ..	108	91	17	15.8
Total ..	222	162	60	27.1

Legal action was taken in 60 cases with the results shown below :—

Received from.	Not genuine.	Prosecutions.	Convictions.	Cases withdrawn.	Cases pending.	FINES.		Total amount of fines.
						High-est.	Low-est.	
						Rs.	Rs.	Rs.
Assistant Health Officer, A & B	35	35	35
Assistant Health Officer, C & D	2	2	2
Assistant Health Officer, E	6	6	6
Assistant Health Officer F & G	17	17	1	..	16	10	10	10
Total ..	60	60	1	..	59	10

Vegetable Products.

83 samples of "Vegetable Products" were examined ; 82 were received from the Assistant Health Officers and 1 from the Town Duty Officer, all of which were found to contain no butter fat.

Tea.

47 samples of Tea and Tea Dust were examined ; 46 were received from the Assistant Health Officers, and 1 from the Executive Health Officer, all of which, except 1 from the Assistant Health Officer, A & B Wards, were found to be genuine. Prosecution for the one non-genuine sample from A & B Wards has been launched and the case has been pending in Court for disposal.

Coffee.

11 samples of Coffee were received from the Assistant Health Officers A & B and F & G Wards, for legal purposes, all of which except three received from A & B Wards, were found to be genuine. Prosecution for the three non-genuine samples has been instituted and the cases are pending in Court for disposal.

Food-stuffs.

73 samples of Food-stuffs were received from different sources. Out of these, 52 which were sent for legal purposes were found to be genuine, except 2. The latter 2 samples, which were of oil were received from the Store-Keeper.

Received from.	Wheat and Other flours.	Sweet Oil.	Cocoanut Oil.	Other Oils.	Total.
Assistant Health Officer, A & B ..	1	11	12
.. .. C & D ..	1	1
.. .. E	2	2
.. .. F & G ..	9	5	4	..	18
Store-Keeper	5	2	11	18
Supdt. of Licenses	3	3
Dean K. E. M. Hospital	1	..	1
Total ..	11	10	7	27	55

17 other Food-stuffs were received, out of which 9 samples were found unfit for human consumption and 1 sample of Barley, received from a private individual was found to be genuine.

Waters.

283 samples of waters were examined;

197 From Public Supply.

70 „ Wells and

16 „ Others Sources.

283

Samples for Diagnostic purposes.

302 samples of urine were examined chemically.

Miscellaneous.

Description.	No. of Samples.	Description.	No. of Samples.
Lime	13	Chlorine Solution	2
Soap	2	Fish Oil	2
Ink	17	Sesami Oil	1
Barium Carbonate	5	Miscellaneous	14
Metal Polish	3		
Sewage	118	Total	179
Cinchona Powder	2		

Bacteriological.

1,583 samples were examined bacteriologically.

Waters.

161 samples of waters were examined :—

120 From Public Supply,

6 „ Wells, and

35 „ Other Sources.

161

Disinfectants.

43 samples of Disinfectants were examined to determine the Rideal Walker Carbolic Co-efficient.

Samples for Diagnostic Purposes.

Nature of samples.	Total.	Specific Organism.	
		Present.	Absent.
Blood for Malaria651	120	531
Sputum for T. B.609	143	463
Urine for Gonococci 5	1	4
Urine for T. B. 1	..	1
Blood for Widal Test 2	..	2
Blood for Kahn Test 1	..	1
Swabs for Diptheria	4	..	4
Total	1,273	267	1,006

Miscellaneous.

	No. of samples.
Vaccine Tubes	103
Miscellaneous	3
Total	106

C. COUTINHO,
D. Hy., B. Sc., L. M. & S.,
Municipal Analyst.

1st March 1933.

TABLE I.

Statement of Samples received for Chemical Examination during the year ending 31st December 1932.

Received from	WATERS.			Milk.	Ghee.	Butter.	Vegetable product.	Tea and Tea-dust.	Coffee.	Bajri and Wheat flours.	OILS.			Sewage.	Lime.	Urine.	Other Food-stuffs.	Miscellaneous.	Total.
	Bombay	Well	Other sources								Cocoanut.	Sweet.	Other.						
Executive Health Officer	1	..	3	..	1	2	12	19
Hydraulic Engineer	120	..	5	5	130
City Engineer	118	9	3	130
Superintendent of Licenses	3	1	8	12
Municipal Store-Keeper	5	5	8	2	20
Assistant Health Officer (Malaria)	63	2	65
" " " A & B Wards	4	3	1,213	75	57	13	38	6	1	1	..	10	10	..	1,431
" " " C & D " 	3	3	1,758	120	23	..	3	..	1	4	..	1,015
" " " E Ward	1,056	138	34	50	2	1,280
" " " F & G Wards	3	1,277	124	108	19	5	5	..	4	5	9	..	1,550
Other Municipal Sources.. .. .	72	..	2	..	22	1	1	46	..	1	20	165
Superintendent, Acworth Leper Asylum	84	84
Superintendent, Infant Welfare Society	2	2
Superintendent, Cama Institute	1	1
Private	2	3	23	31	3	256	..	1	..	319
Total	192	72	19	5,331	594	229	83	47	11	2	10	10	23	118	9	302	28	52	7,132

TABLE II.

Statement of samples examined Bacteriologically during the year ending 31st December 1932.

Received from	Bombay Waters.	Waters from other sources.	Disinfectants.	Blood for Malaria.	Swabs for Diphtheria.	Sputum for T. B.	Urine for Gonococci.	Vaccine Tubes.	Urine for T. B.	Blood for Widal Test	Miscellaneous.	Total.
Executive Health Officer	30	1	40
Assistant Health Officer, A & B Wards	6	6
" " " C & D	4	4	8
" " " E	2	2
Superintendent of Vaccination	103	103
Hydraulic Engineer	48	8	56
Other Municipal Sources	72	23	1	649	..	598	1	..	1	1	1	1,347
Private	1	2	..	11	4	1	2	21
Total	120	41	43	651	4	609	5	103	1	2	4	1,583

C. COUTINHO,
Municipal Analyst.

CHEMICAL.

Statement of Results of Bombay Waters for the year ending 31st December 1932.

Source.	January.	February.	March.	April.	May.	June.	July.	August.	September.	October.	November.	December.												
<i>Tansa Water.</i>																								
Total Solids	11.0	11.0	13.0	11.0	12.0	12.0	13.0	12.0	13.0	13.0	13.0	12.0	13.0	12.0	12.0	12.0	12.0	12.0	12.0	12.0	12.0	12.0	12.0	
Chlorine	0.8	0.8	0.8	0.8	0.8	0.8	0.8	0.8	0.8	0.8	0.8	0.8	0.8	0.7	0.7	0.7	0.7	0.7	0.7	0.7	0.7	0.7	0.7	0.7
Free Ammonia	Nil.	Nil.	Nil.	Nil.	Nil.	Nil.	Nil.	Nil.	Nil.	Nil.	Nil.	Nil.	Nil.	Nil.	Nil.	Nil.	Nil.	Nil.	Nil.	Nil.	Nil.	Nil.	Nil.	Nil.
Albuminoid Ammonia ..	0.012	0.009	0.007	0.011	0.010	0.009	0.012	0.011	0.010	0.009	0.008	0.008	0.008	0.009	0.008	0.008	0.008	0.007	0.008	0.008	0.006	0.009	0.009	0.009
Oxygen absorbed at 80° F. (Tidy's Process).	0.030	0.027	0.030	0.030	0.030	0.028	0.028	0.030	0.028	0.028	0.028	0.028	0.030	0.033	0.032	0.032	0.032	0.028	0.028	0.028	0.028	0.028	0.028	0.028
<i>Tulsi Water.</i>																								
Total Solids	23.0	23.0	24.0	24.0	24.0	24.0	22.0	23.0	23.0	23.0	23.0	24.0	24.0	24.0	24.0	24.0	24.0	24.0	24.0	25.0	24.0	25.0	24.0	26.0
Chlorine	1.3	1.3	1.3	1.3	1.3	1.3	1.3	1.3	1.3	1.3	1.3	1.4	1.4	1.3	1.2	1.2	1.2	1.2	1.2	1.2	1.2	1.2	1.2	1.2
Free Ammonia	Nil.	Nil.	Nil.	Nil.	Nil.	Nil.	Nil.	Nil.	Nil.	0.001	Nil.	Nil.	Nil.	Nil.	Nil.	Nil.	Nil.	Nil.	Nil.	Nil.	Nil.	Nil.	Nil.	0.001
Albuminoid Ammonia ..	0.032	0.033	0.034	0.038	0.034	0.030	0.033	0.035	0.034	0.040	0.038	0.034	0.030	0.023	0.028	0.032	0.034	0.022	0.028	0.025	0.029	0.034	0.032	0.035
Oxygen absorbed at 80° F. (Tidy's Process).	0.088	0.087	0.084	0.088	0.086	0.086	0.086	0.086	0.088	0.088	0.088	0.086	0.082	0.086	0.086	0.086	0.088	0.076	0.082	0.078	0.084	0.084	0.086	0.098
<i>Vihar Lake.</i>																								
Total Solids	25.0	25.0	24.0	25.0	25.0	25.0	25.0	24.0	25.0	25.0	25.0	26.0	25.0	26.0	25.0	25.0	26.0	26.0	27.0	27.0	27.0	26.0	26.0	27.0
Chlorine	1.3	1.3	1.3	1.3	1.3	1.3	1.3	1.3	1.3	1.3	1.5	1.4	1.3	1.2	1.2	1.2	1.2	1.2	1.2	1.2	1.2	1.2	1.2	1.3
Free Ammonia	0.001	Nil.	0.001	0.001	0.001	0.001	0.001	0.001	0.001	0.001	0.001	0.001	0.001	0.001	0.004	0.002	0.001	0.002	0.001	0.001	0.001	Nil.	Nil.	Nil.
Albuminoid Ammonia ..	0.036	0.035	0.038	0.040	0.036	0.036	0.034	0.036	0.038	0.042	0.042	0.038	0.036	0.032	0.032	0.032	0.036	0.032	0.036	0.040	0.038	0.040	0.034	0.040
Oxygen Absorbed at 80° F. (Tidy's Process).	0.100	0.097	0.114	0.126	0.112	0.110	0.118	0.112	0.114	0.118	0.114	0.128	0.124	0.130	0.125	0.123	0.128	0.112	0.114	0.118	0.124	0.128	0.114	0.134

63

C. COUTINHO,
Municipal Analyst.

BACTERIOLOGICAL

Results of Bacteriological Analysis of Bombay Waters during the year 1932.

Minimum No. of c.c. showing the presence of Lactose Fermenters.

Source	January.		February.		March		April.		May.		June.		July.		August.		September		October		November.		December.		
	c.c.	c.c.	c.c.	c.c.	c.c.	c.c.	c.c.	c.c.	c.c.	c.c.	c.c.	c.c.	c.c.	c.c.	c.c.	c.c.	c.c.	c.c.	c.c.	c.c.	c.c.	c.c.	c.c.	c.c.	
1. Tansa water collected at Ghatkoper.	-in 100	-in 100	-in 100	-in 100	-in 100	-in 100	-in 100	-in 100	-in 100	-in 100	-in 100	-in 100	-in 100	-in 100	-in 100	-in 100	-in 100	-in 100	-in 100	-in 100	-in 100	+in 50	+in 50	-in 100	+in 50
2. Tansa water from the outlet from Malabar Hill Reservoir.	+in 100	+in 100 -in 90	+in 100	+in 100	+in 100	+in 100	+in 100	-in 100	-in 100	-in 100	+in 100	+in 100	+in 100	+in 100	+in 100	+in 100	+in 100	+in 100	-in 100	-in 50	+in 100	+in 50	+in 50	+in 50	
3. Tansa water from 72 nd Tansa Main at Powai.	-in 100	-in 100	-in 100	-in 100	-in 100	-in 100	-in 100	-in 100	-in 100	-in 100	-in 100	-in 100	-in 100	-in 100	-in 100	-in 100	-in 100	-in 100	-in 100	-in 100	-in 100	-in 100	-in 100	+in 50	
4. Tansa water from the outlet from Bhandarwada Reservoir.	+in 100	+in 50 -in 40	+in 50 -in 40	+in 50 -in 40	+in 50	+in 50	+in 50	+in 50	+in 50	+in 50	+in 50	+in 50	+in 50	+in 50	+in 50	+in 50	+in 100	+in 100	-in 50	+in 50	+in 50	+in 20	+in 20	+in 20	

C. COUTINHO,
Municipal Analyst.

THE ANNUAL REPORT OF THE SUPERINTENDENT OF VACCINATION FOR THE YEAR 1932.

During the year under report, I was in charge except from 1-2-32 to 29-2-32 and 5-12-32 to 31-12-32 when Dr. K. N. Choksy was in charge.

(1) **Vaccine Operations with Results.**—The following statement gives the number of persons primarily vaccinated during the year 1932 and the preceding nine years with the percentage of successful operations :—

	Primary Vaccinations.			Re-vaccination.	Total number of persons vaccinated.
	Number of persons vaccinated.	Number successful.	Percentage of success.	Number of persons re-vaccinated.	
1923	20,293	16,558	82	21,153	41,446
1924	20,135	17,683	88	26,508	46,643
1925	20,400	18,848	92	15,220	35,620
1926	18,615	17,426	94	16,888	35,503
1927	20,374	18,748	92	29,196	49,570
1928	20,625	19,142	93	15,018	35,643
1929	21,788	19,634	90	48,978	70,766
1930	24,710	21,777	88	99,808	1,24,518
1931	19,952	18,944	95	7,709	27,661
1932	23,783	22,292	94	12,436	36,219

Out of the persons primarily vaccinated, 15,462 were born in Bombay, and 8,321 were born out of the City, compared with 13,306 and 6,646 respectively in the previous year.

Out of the primary vaccinations 22,292 were ascertained to have been successful. The percentage of known success being 93.73. This percentage would have to be raised to 99.90 if 1,468 cases were included, the result of which was not ascertained.

(2) **Result of Vaccination by Ages.**—The following table shows the result of Primary vaccinations by age periods :—

Results.	Under 1 year.	1-6 years.	6 years and upwards.	Total.
Successful	15,546	6,679	67	22,292
Unsuccessful	9	14	0	23
Unknown	944	512	12	1,468
Total ..	16,499	7,205	79	23,783

(3) **Inspection of Results.**—The reports of the vaccinators were checked in 3,668 cases by the Superintendent and 5,207 cases by the Head Vaccinator with the following results :—

Return of the Inspecting Officers.

Inspection.	By the Superintendent.	By the Head Vaccinator.
Number of cases inspected	3,668	5,207
" " " Successful	3,668	5,206
" " " Unsuccessful	1
Number successful per 100 inspected	100	100
Number inspected per 100 vaccinated	15.42	21.89

From the above statement it will be seen that the percentage of successful cases as ascertained by the Inspecting Officers was slightly higher than that reported by the vaccinators.

(4) **Income.**—The following statement shows the proceeds from the sale of lymph and the fees realized from vaccinations at private places, etc., during the year under report :—

Amount realized by sale of Lymph.	Municipal Moiety of the fees from private vaccinations.	Municipal fees (Moiety only) for vaccination instruction to Medical Students.	Municipal fees for giving vaccination extracts, etc.	Total.
Rs. a. p.	Rs. a. p.	Rs. a. p.	Rs. a. p.	Rs. a. p.
1,920 4 0	894 14 0	1,595 0 0	91 0 0	4,501 2 0

(5) **Cost of Single Operation.**—The cost of each successful vaccine operation including all charges was Rs. 2-0-10 against Rs. 2-8-6 in the preceding year; if the amount realized by the sale of Lymph, by fees for private vaccination, etc., Rs. 4,501-2-0 be deducted from the total expenditure, the cost works out at Re. 1-13-7 against Rs. 2-5-5 for the previous year. If calculated on the total number of vaccine operations, the cost of each operation after deducting the proceeds from the sale of Lymph, from private vaccination, etc., comes to Re. 1-2-2 against Re. 1-9-8 for the preceding year.

(6) **Postponement Certificates.**—During the year under report 200 certificates of postponements were granted.

(7) **Prosecution.**—There was no prosecution during the year, either for failure to bring infants for vaccination or for failure to present them for inspection seven days after the operation.

(8) **Ill-Effects from Vaccination.**—No serious ill-effects following vaccination were observed or reported during the year under report.

(9) **Instructions to Students.**—During the year under report 171 Civil Medical pupils and 69 other private students from Mofussil attended the different Public Vaccination Stations for instructions in "Vaccination."

(10) **Vaccination of Pilgrims.**—The number of Pilgrims, who left Bombay for the "Haj" during the year was 5,834 out of these 4,536 or 77.75 per cent. were vaccinated in Bombay before Embarkation.

The following table shows the number of males and females and the number of primary vaccinations and re-vaccinations performed amongst the pilgrims by the special staff engaged for the work :—

	Males.	Females.	Total.
Primary Vaccinations	2	1	3
Re-vaccinations	2,903	1,630	4,533
Total ..	2,905	1,631	4,536

(11) The Vaccine Lymph used is obtained from the Director, Vaccine Institute at Belgaum, and as per instructions given by the Executive Health Officer, arms of children are cleaned with Acetone before vaccinating them.

B. H. MADON,
Superintendent of Vaccination.

BOMBAY, 7th April 1933.

I
POPULATION BY SECTIONS.

1				2			3		
				Population.					
Ward.	Section.			By the Census of 1921.			By the Census of 1931.		
				Males.	Females.	Total.	Males.	Females.	Total.
A	Upper Colaba			2,813	934	3,747	288	148	436
	Middle and Lower Colaba			13,758	6,290	20,048	13,628	6,326	19,954
	Fort, South			3,469	684	4,153	2,854	641	3,495
	Fort, North			19,642	11,279	30,921	16,823	9,009	25,832
	Esplanade			11,591	3,980	15,571	9,814	4,489	14,303
B	Mandvi			25,789	12,823	38,612	27,050	14,656	41,706
	Chukla			16,533	6,463	22,996	12,031	6,006	18,037
	Umerkhadi			29,635	17,583	47,218	25,588	16,006	41,594
	Dongri			12,596	8,153	20,749	8,101	4,927	13,028
C	Market			27,008	8,072	35,080	26,952	11,699	38,651
	Dhobi Talao			27,873	14,298	42,171	27,568	16,804	44,372
	Fanawadi			19,732	10,373	30,105	19,722	12,355	32,077
	Bhuleshwar			23,744	10,878	34,622	23,097	12,009	35,106
	Khara Talao			16,038	7,887	23,925	14,998	8,245	23,243
D	Kumbharwada			21,726	10,755	32,481	19,815	12,212	32,027
	Khetwadi			24,481	15,134	39,615	24,350	14,957	39,307
	Girgaum			22,333	13,670	36,003	24,369	14,417	38,786
	Chowpati			8,870	5,390	14,260	10,091	6,106	16,197
	Walkeshwar			11,502	6,609	18,111	14,523	8,211	22,734
	Mahalakshmi... ..			24,197	13,843	38,040	22,948	13,621	36,569
E	Mazagon			23,130	13,643	36,773	28,414	14,739	43,153
	Tarwadi			26,724	13,993	40,717	24,678	15,660	40,338
	2nd Nagpada... ..			14,583	8,520	23,103	13,338	7,694	21,032
	Kamathipura... ..			27,369	17,216	44,585	23,488	14,083	37,571
	Tardeo			19,650	12,336	31,986	19,200	12,548	31,748
	Byculla			58,370	32,970	91,340	59,098	32,887	91,985
F	1st Nagpada			5,131	2,514	7,645	4,672	2,551	7,223
	Parel			38,164	22,032	60,196	40,407	23,153	63,560
	Sewri			17,126	11,519	28,645	17,376	9,380	26,756
G	Sion			34,507	21,937	56,444	43,167	26,031	69,198
	Mahim			29,425	18,705	48,130	30,048	19,196	49,244
Harbour, Docks, Railways and Unknown	Worli			78,444	41,346	119,790	73,644	40,887	114,531
	Harbour, Docks, Railways and Unknown			35,379	2,753	38,132	25,241	2,349	27,590
Total ...				771,332	404,582	1,175,914	747,381	414,002	1,161,383

TABLE showing the Area, Density of Population, the number of Births, the Birth-rate and Deaths under one year per 1,000 Births by Sections in 1932.

1 Ward.	2 Sections.	3 Area in Acres.	4 Average Popu- lation per Acre calculated on the Census Population of 1931.	5 Number of Births registered.			6 Number of Births per 1,000 of Population.	7 Mean ratio of Births per 1,000 of Popula- tion during the preced- ing 5 years.	8 Deaths under 1 year per 1,000 Births.	
				Males.	Females.	Total.				
A	Upper Colaba	163	8	57	43	100	25.2	81.8	150.0	
	Middle and Lower Colaba	527	38	210	204	414		17.1	178.7	
	Fort, Southern	133	26	22	35	57		16.3	105.3	
	Fort, Northern	159	162	381	340	721		27.9	17.0	195.5
	Esplanade	787	18	273	230	503		35.2	26.1	133.2
B	Mandvi	187	223	288	295	583	14.0	11.3	217.8	
	Chukla	47	383	220	199	419	23.2	20.1	176.6	
	Umarkhadi	101	413	617	655	1,272	30.6	26.1	180.8	
	Dongri	302	43	179	192	371	28.5	18.5	191.4	
C	Marke	85	453	361	342	703	18.2	13.4	199.1	
	Dhobi Talao	208	213	469	464	933	21.0	13.9	191.8	
	Fanastwadi	99	321	426	385	811	25.3	20.0	177.5	
	Bhuleshwar	78	478	361	349	710	20.2	17.7	254.9	
	Khara Talao	41	565	301	302	603	25.9	23.0	202.3	
	Kumbharwada	44	727	383	285	668	20.8	17.0	254.5	
D	Khetwadi	155	254	555	582	1,137	28.9	20.5	174.1	
	Girgaum	112	845	560	471	1,031	26.6	20.5	192.0	
	Chowpati	109	149	239	191	430	26.5	23.1	125.6	
	Walkeshwar	590	39	230	205	435	19.1	16.7	135.6	
	Mabalakshmi	659	56	431	420	851	23.3	18.1	198.6	
E	Mazagon	1,075	40	421	426	847	19.6	17.7	283.8	
	Tarwadi	499	81	712	647	1,359	33.7	21.4	230.3	
	2nd Nagpada	33	636	226	218	444	21.1	22.0	218.5	
	Kamathipura	62	603	353	382	735	19.5	18.7	274.8	
	Tardeo	150	212	466	438	904	28.4	20.5	219.0	
	Byoulla	568	162	971	943	1,914	20.8	16.4	338.5	
	1st Nagpada	29	246	112	91	203	28.1	25.0	152.7	
F	Parel	561	113	971	944	1,915	30.1	21.3	165.0	
	Sewri	578	46	363	298	661	24.7	18.2	240.5	
	Sion	3,559	19	1,053	1,000	2,053	29.7	22.4	223.6	
G	Mahim	1,511	33	859	830	1,689	34.3	26.5	206.0	
	Worli	2,273	50	1,811	1,607	3,418	29.8	21.0	242.5	
	Harbour, Docks, Railways and Unknown	0.2	
Total		15,480	75	14,881	14,013	28,894	24.9	19.2	218.0	

3

TABLE of Population and Births by Communities or Castes in 1932.

Race or Caste.	Population.		Births.				
	By the Census of 1921.	By the Census of 1931.	Registered in 1932.			Number per 1,000.	
			Males.	Females.	Total.	1932.	1931.
Jains	23,884	12,424	291	317	608	} 22.9	20.9
Brahmins	72,400	75,966	1,010	905	1,915		
Lingaits	866	347	59	45	104		
Bhatias	9,015	5,895	100	107	207		
Banias	58,824	50,822	445	396	841		
Hindus of other Castes ...	560,951	553,580	6,319	5,983	12,302		
Hindus, Low Caste	135,634	103,251	2,105	2,002	4,107	39.8	41.4
Mussalmans	184,685	209,246	2,528	2,382	4,910	23.5	22.1
Parsees	52,234	57,765	600	586	1,186	20.5	19.0
Jews	7,548	8,621	155	150	305	35.4	31.9
Indian Christians	48,719	64,269	1,096	1,001	2,097	32.7	30.2
Anglo-Indians	4,724	7,039	80	63	143	20.3	25.0
Europeans	14,726	9,420	79	63	142	15.1	18.9
Buddhists	1,645	1,630	12	13	25	15.3	15.3
Other and Unknown Castes ..	59	1,108	2	...	2	1.8	2.7
Total	1,175,914	1,161,383	14,881	14,013	28,894	24.9	23.4

TABLE showing Cases of Infectious Diseases notified from all sources during the year 1932.

1	2					3													
						Total Number of Cases notified in each Section.										Total.			
Ward	Sections.					Cholera	Small-pox.	Plague.	Enteric Fever.	Diphtheria.	Typhus.	Relapsing Fever.	Puerperial Fever.	Tuberculosis.	Leprosy.		Influenza Pneumonia.	Cerebral Spinal Meningitis.	Scarlet Fever.
A	Upper Colaba	6	8	1	5	1	..	21		
	Middle and Lower Colaba	15	..	1	..	3	21	2	2	47		
	Fort, Southern	4	8		
	Fort, Northern	1	5	8	2	5	58	..	3	1	1	84	
B	Esplanade	3	4	52	1	..	1	1	70		
	Mandvi	1	9	4	1	..	59	1	..	75		
	Chukla	2	1	..	39	2	..	45		
	Umakhadi	5	1	8	3	..	1	114	1	133		
C	Dongri	2	2	2	29	35		
	Market	3	1	8	1	..	23	4	3	43		
	Dhobi Talao	10	..	22	3	..	3	80	1	2	2	123		
	Fanaswadi	8	..	10	1	31	1	51		
D	Bhuleshwar	2	1	3	3	..	2	64	1	2	78	
	Khara Talao	1	..	4	46	1	..	52	
	Kumbharwada	18	2	2	31	53	
	Khetwadi	57	1	8	4	..	1	68	1	..	140	
E	Girgaum	14	1	18	3	54	3	..	93	
	Chowpati	11	..	6	2	28	1	..	48	
	Walkeshwar	1	3	2	10	4	15	2	..	37	
	Mahalakshmi	46	..	13	4	..	3	47	3	..	116	
F	Mazagon	13	2	2	4	32	53	
	Tarwadi	20	2	11	4	..	3	136	2	..	178	
	2nd Nagpada	2	..	1	3	..	1	30	37	
	Kamathipura	12	..	2	2	..	2	67	1	..	86	
G	Tardeo	24	..	4	1	49	1	..	79	
	Byculla	2	51	2	25	9	126	1	..	2	1	219	
	1st Nagpada	2	4	13	19	
	Parel	2	47	4	25	10	..	1	97	4	1	193	
F	Sewri	6	..	3	1	16	1	27	
	Sion	1	93	1	23	10	..	1	85	214	
	Mahim	11	1	25	2	47	2	..	88	
G	Worli	4	68	8	30	1	63	1	2	183	
	Harbour, Docks, Railways and Unknown	2	4	6	
Total ...						11	544	44	308	91	1	1	40	1,629	4	41	17	3	2,734

TABLE of Cases treated at all the Municipal Dispensaries during 1932.

Description of Disease or Injury.	January.	February.	March.	April.	May.	June.	July.	August.	September.	October.	November.	December.	Total.
Measles	2	1	3	5	4	1	1	1	2	20
Whooping Cough	2	..	1	1	1	1	6
Dengue
Influenza	50	28	27	48	58	76	80	259	358	287	206	118	1,595
Dysentery	49	48	56	77	60	51	76	153	102	55	64	73	864
Diarrhœa	105	100	138	152	134	117	215	250	153	149	167	173	1,853
Malarial Fever	104	64	59	67	42	57	74	112	82	146	95	59	961
Fever not defined	816	871	954	1,092	857	564	568	1,163	1,306	1,532	1,438	993	12,154
Bronchitis	1,133	893	950	1,185	852	523	575	1,212	1,305	1,125	1,169	881	11,808
Pneumonia	8	5	12	11	12	4	6	37	37	14	12	20	178
Diseases of the teeth	206	185	210	254	174	170	207	248	204	263	244	282	2,597
Ophthalmia	64	66	74	73	61	79	102	100	87	98	98	96	998
Corneal Ulcer	1	1	1	..	2	1	4	3	13
Ringworm	156	139	154	192	157	162	192	313	301	287	228	202	2,483
Scabies	559	578	550	511	348	370	456	650	622	609	490	377	6,120
Worms	254	173	241	282	210	180	205	303	270	213	253	355	2,930
All other Diseases and Injuries	2,739	2,230	2,450	2,604	2,481	2,630	2,913	3,579	3,476	3,769	3,572	3,111	35,554
Total New Cases ...	6,248	5,382	5,880	6,554	5,443	4,984	5,670	8,380	8,308	8,551	8,037	6,692	80,120*

* Including 674 cases treated at the Maratha Hospital, Out-door Department.

Note :—This Table does not include the number of patients treated at the two Dispensaries for Tuberculosis (see page 22) and at those for Women and Children (see page 37).

TABLE of DEATHS from All Causes by Sections and Age-periods in 1932.

1	2	3	4	5	6	7	8	9	10	11	12	13	14			15	16														
													Wards.	SECTION.	Under 1 year.	1 to 5 years.	5 to 10 years.	10 to 15 years.	15 to 20 years.	20 to 30 years.	30 to 40 years.	40 to 50 years.	50 to 60 years.	60 years and upwards.	Age. Un-specified.	Total Deaths.			Number of Deaths among Males to 100 Deaths among Females.	Ratio of Deaths per 1,000 of Population.	
																										Males	Females.	Persons		1932.	Mean during the previous 5 years.
A	Upper Colaba	...	15	5	3	8	6	4	3	5	...	28	31	49	133	15.1	...												
	Middle and Lower Colaba	...	74	39	9	35	30	21	15	29	...	144	115	259	125												
	Fort, Southern	...	6	2	7	8	1	4	5	...	23	11	34	209	9.7	9.0												
	Fort, Northern	...	141	63	10	48	48	44	47	71	...	274	219	493	125	19.1	17.0												
B	Esplanade	...	67	41	7	27	32	16	17	33	...	147	106	247	133	17.3	31.2												
	Mandvi	...	129	56	17	62	58	42	30	60	...	272	208	480	131	11.5	17.1												
	Chukla	...	74	35	3	16	33	39	31	46	...	190	130	320	146	17.7	20.3												
	Umarkhadi	...	230	111	21	87	95	81	70	162	...	491	434	925	118	22.2	28.2												
C	Dongri	...	71	52	6	17	35	33	10	27	...	152	109	261	139	20.0	18.0												
	Market	...	140	95	9	53	65	54	33	52	...	293	229	522	128	13.5	14.8												
	Dhobi Talao	...	179	119	9	89	94	60	55	112	...	448	313	761	143	17.1	19.6												
	Fanaswadi	...	144	73	8	10	51	40	30	46	...	274	240	514	114	16.0	18.7												
	Bhuleshwar	...	181	91	13	16	73	67	55	58	...	375	298	673	126	19.2	24.3												
	Khara Talao	...	122	49	6	9	45	45	49	30	74	...	265	179	444	148	19.1	24.2											
D	Knmbharwada	...	170	134	15	12	79	56	46	56	...	302	320	622	94	19.4	19.0												
	Khetwadi	...	198	109	17	10	84	73	57	66	114	...	396	356	752	111	19.1	19.2											
	Girgaum	...	198	103	24	13	65	59	38	45	78	...	360	293	653	123	16.8	19.1											
	Chowpati	...	51	28	4	4	23	30	22	20	51	...	132	117	249	113	15.4	17.4											
	Walkeshwar	...	59	22	1	5	30	22	14	26	47	...	128	105	233	122	10.2	12.6											
E	Mahalakshmi	...	169	107	14	18	54	58	57	50	122	...	365	306	671	119	18.3	17.7											
	Mazagon	...	210	125	9	9	72	84	55	37	75	...	393	337	730	117	16.9	20.2											
	Tarwadi	...	313	171	28	8	109	104	71	55	107	...	571	419	990	136	24.5	22.5											
	2nd Nagpada	...	97	67	8	10	57	46	26	40	54	...	217	203	420	107	20.0	28.8											
	Kamathipura	...	202	158	18	13	81	86	75	45	140	...	451	389	840	116	22.3	24.4											
	Tardeo	...	198	140	24	7	75	74	58	45	88	...	405	322	727	126	22.9	26.0											
F	Byculla	...	648	339	45	26	225	189	156	129	214	...	1,054	973	2,027	108	22.0	24.5											
	1st Nagpada	...	31	31	2	2	21	15	11	9	23	...	82	65	147	126	20.0	19.4											
	Parel	...	816	230	34	26	178	132	99	76	141	...	645	627	1,272	103	20.0	19.1											
	Sewri	...	159	117	17	14	69	68	45	29	65	...	330	270	600	122	23.4	20.4											
G	Sion	...	459	318	54	20	180	155	93	101	200	...	843	780	1,623	108	28.4	23.8											
	Mahim	...	848	235	34	26	102	91	62	69	139	...	598	542	1,140	110	23.1	24.2											
	Worli	...	829	584	68	32	283	244	166	134	260	...	1,458	1,221	2,679	119	23.4	22.3											
Harbour, Docks, Railways and Unknown		...	37	9	5	10	121	129	69	64	37	...	371	128	499	290	18.1	17.1											
Total		...	6,298	3,855	549	368	722	2,548	2,173	1,749	1,524	2,870	...	12,471	10,385	22,856	120	19.7	21.1												

TABLE of DEATHS by Race and Age in 1932.

DATE.	Under 7 days.		1 to 4 weeks.		4 weeks to 6 months.		6 to 12 months.		1 to 2 years.		2 to 5 years.		5 to 10 years.		10 to 15 years.		15 to 20 years.		20 to 30 years.		30 to 40 years.		40 to 50 years.		50 to 60 years.		60 years and over.		All ages.		
	Male.	Female.	Male.	Female.	Male.	Female.	Male.	Female.	Male.	Female.	Male.	Female.	Male.	Female.	Male.	Female.	Male.	Female.	Male.	Female.	Male.	Female.	Male.	Female.	Male.	Female.	Male.	Female.	Male.	Female.	Persons.
Jains	8	11	6	2	15	14	29	32	13	24	9	14	3	2	6	3	7	5	21	18	24	12	26	8	20	9	16	15	203	169	372
Brahmins	53	46	20	18	59	37	77	76	66	80	43	43	16	23	9	11	26	35	67	74	58	41	46	27	57	26	86	67	683	602	1,285
Lingayets	21	9	7	14	11	11	20	21	18	13	23	17	6	2	1	1	3	2	8	15	8	8	12	3	11	4	16	15	165	135	300
Bhatias	3	1	6	5	4	2	6	1	3	4	1	3	...	2	3	4	7	10	8	4	10	6	23	18	74	60	134
Banias	16	15	8	4	18	18	52	41	26	34	12	19	5	12	4	5	8	20	28	34	35	17	38	14	32	10	46	31	328	274	602
Hindoos (Other Castes)	446	323	241	210	340	317	481	444	528	488	329	393	115	131	64	86	159	170	639	603	793	401	559	213	445	184	558	573	5,722	4,535	10,257
Hindoos (Low Castes)	121	87	85	70	150	99	217	194	246	269	199	205	38	47	22	21	36	27	90	143	108	96	85	70	71	62	121	144	1,589	1,534	3,123
Mussalmans	155	105	88	71	166	134	197	133	157	148	115	110	55	50	25	67	44	133	265	349	340	209	297	137	235	103	377	266	2,516	2,013	4,529
Parsees	16	12	2	2	15	10	17	18	16	10	12	6	6	6	5	4	5	15	18	18	36	38	36	68	46	167	154	400	364	764	
Jews	6	6	1	2	5	3	6	2	4	4	5	9	1	2	1	1	1	2	8	3	5	11	7	6	7	2	14	10	71	63	134
Indian Christians	55	33	61	58	80	97	38	34	34	40	30	23	6	10	6	17	14	18	51	22	64	48	54	35	54	37	64	59	611	561	1,172
Anglo-Indians	2	2	2	1	5	4	3	1	2	2	5	1	...	3	3	...	1	...	6	7	4	4	5	2	7	5	7	9	52	41	93
Europeans	1	1	1	...	3	1	...	6	1	8	1	9	7	6	3	8	6	40	22	62
Negro-Africans
Buddhists	1	...	2	1	...	1	1	2	...	2	...	4	1	13	2	15
Others and Unknown	3	9	1	4	10	14
Total { Male	907		523		871		1,141		1,117		783		254		148		304		1,227		1,479		1,187		1,027		1,503		12,471		
Total { Female	658		450		750		998		1,113		842		295		220		413		1,321		804		562		497		1,367		10,385		

6
Table of Deaths by Age and Month in 1932.

	January.	February.	March.	April.	May.	June.	July.	August.	September.	October.	November.	December.	Total.
Under 7 days	125	87	98	99	92	102	135	161	175	185	162	144	1,565
1 to 4 weeks	88	65	68	47	68	52	80	101	111	106	85	112	973
4 weeks to 6 months	146	134	129	132	128	100	92	135	154	145	146	176	1,621
6 months to 12 months	141	133	163	166	252	232	169	220	204	173	148	138	2,139
1 to 2 years	149	155	157	209	219	170	166	225	207	208	168	197	2,230
2 to 5 ,,	144	136	147	137	153	127	120	138	151	180	108	139	1,625
5 to 10 ,,	46	35	61	52	54	36	36	37	36	49	51	56	549
10 to 15 ,,	26	29	30	34	42	32	29	31	25	31	30	29	368
15 to 20 ,,	57	56	69	68	81	51	49	43	51	55	66	76	722
20 to 30 ,,	249	185	207	197	241	191	186	207	205	243	221	216	2,548
30 to 40 ,,	223	174	219	202	254	142	173	171	198	208	200	209	2,373
40 to 50 ,,	196	158	151	141	147	107	137	121	147	147	150	147	1,749
50 to 60 ,,	148	135	146	114	125	106	109	110	114	144	125	148	1,524
60 and over	290	235	239	233	250	204	217	246	234	250	214	258	2,870
Ages Unspecified
Total ...	2,023	1,721	1,884	1,831	2,101	1,652	1,698	1,946	2,012	2,074	1,869	2,045	22,856

TABLE OF DEATHS by Sections and Months in 1932.

Ward.	Section.	MONTHS.												TOTAL.
		January.	February.	March.	April.	May.	June.	July.	August.	September.	October.	November.	December.	
A	Upper Colaba	4	2	3	4	3	1	4	5	7	7	8	1	49
	Middle and Lower Colaba ..	24	27	23	14	19	19	24	14	26	28	18	23	259
	Fort, Southern	4	1	1	2	3	1	3	5	8	1	3	2	34
	Fort, Northern	36	29	34	30	37	51	42	45	46	44	38	61	493
	Esplanade	11	19	18	19	27	16	14	19	17	26	30	31	247
B	Mandvi	43	46	57	42	47	23	31	31	47	44	40	29	480
	Chukla	38	18	25	32	33	31	22	24	22	26	23	26	320
	Umarnkhadi	92	82	86	90	75	60	67	90	70	78	66	69	925
	Dongri	19	18	30	21	31	18	20	16	23	24	24	17	261
C	Market	33	38	42	43	40	45	40	47	46	48	62	38	522
	Dhobi Talao	54	55	56	61	107	45	58	60	56	68	80	61	761
	Fanaswadi	40	40	39	41	42	35	46	63	45	47	29	47	514
	Bhuleshwar	69	64	67	39	53	56	44	50	66	54	67	44	673
	Khara Talao	51	45	32	41	38	41	25	30	32	41	28	40	444
	Kumbharwada	50	41	58	52	65	47	39	52	51	56	63	48	622
	Khetwadi	73	50	54	62	71	56	56	63	66	63	69	69	752
D	Girgaum	55	45	58	54	65	38	46	63	56	70	42	61	653
	Chowpatti	25	21	19	25	28	18	16	15	18	29	10	25	249
	Walkeshwar	17	18	15	26	17	24	20	19	18	22	19	18	233
	Mahalakshmi	50	38	55	58	60	62	56	58	56	48	74	56	671
	Mazgaon	68	61	53	51	67	59	46	58	69	69	56	73	730
E	Tarwadi	79	65	84	65	131	67	77	72	87	102	86	75	990
	Second Nagpada	46	47	35	38	34	29	26	34	30	36	37	28	420
	Kamathipura	95	71	73	82	75	50	46	67	60	77	69	75	840
	Tardeo	73	53	63	71	62	40	68	53	65	65	64	50	727
	Byoulla	183	162	179	164	189	133	141	155	179	185	151	206	2,027
	First Nagpada	16	11	19	8	11	5	14	13	15	11	12	12	147
F	Parel	133	95	104	93	113	102	92	116	82	110	93	139	1,272
	Sewri	57	33	46	62	46	48	46	52	50	60	42	58	600
	Sion	129	106	119	117	136	139	137	148	189	134	126	143	1,623
G	Mahim	99	84	83	77	81	87	94	108	115	109	83	120	1,140
	Worli	224	192	216	202	249	183	198	256	252	246	208	253	2,679
	Harbour, Docks, Railways and Unknown	33	44	38	45	46	23	40	45	43	46	49	47	499
	Total ..	2,023	1,721	1,884	1,831	2,101	1,652	1,698	1,946	2,012	2,074	1,869	2,045	22,856

TABLE of DEATHS by Cause

Wards.	SECTIONS.	1	2	3	4	5	6	7	8	9	10	11	12	13	14	15	16	17	18	19	20	21
		Enteric Fever (1).	Small-pox (6).	Measles (7).	Scarlet Fever (8).	Whooping Cough (9).	Diphtheria and Group (10).	Influenza (11).	Acnecephalitis Lethargica (23).	Meningococcal Meningitis (24).	Tuberculosis of Respiratory System (31).	Other Tuberculous Diseases (32-37).	Cancer, Malignant Disease (43-49).	Rheumatic Fever (51).	Diabetes (57).	Cerebral Haemorrhage (74, 75a).	Heart Disease (87-90).	Arterio-Sclerosis (91b).	Bronchitis (99).	Pneumonia (all forms) (100-101).	Other Respiratory Diseases (97, 98, 102-107).	Ulcer of Stomach or Duodenum (111).
A	Upper Colaba	1	4	1	1	...	1	11	4	...
	Middle and Lower Colaba.	2	...	1	3	12	3	4	1	1	4	8	...	3	65	21	...
	Fort, South	2	2	1	...	1	3	1	1
	Fort, North ...	7	...	1	2	4	1	2	37	7	5	1	3	14	13	...	7	133	18	1
	Esplanade ...	3	2	1	...	1	...	1	21	1	4	1	1	5	5	...	1	81	11	...
B	Mandvi ...	5	1	46	2	3	...	2	4	8	...	7	155	16	...
	Chukla ...	3	...	1	4	34	1	3	...	3	5	5	...	13	76	23	...
	Umarkhadi ...	6	1	11	1	1	...	1	103	8	12	...	3	13	8	...	9	250	66	...
	Dongri ...	1	...	2	19	2	2	...	6	96	15	...
C	Market ...	6	3	1	1	6	...	3	17	5	1	...	1	4	6	...	18	182	23	...
	Dhobi Talao ..	13	3	3	...	1	2	4	2	2	62	8	11	...	6	14	19	...	26	165	23	...
	Fanaswadi ...	6	2	1	...	1	...	5	15	8	6	...	2	12	10	1	36	124	14	...
	Bhuleshwar ...	3	1	1	...	1	1	3	48	7	7	...	2	5	5	...	49	180	20	...
	Khara Talao ...	4	...	2	1	36	1	5	...	2	7	5	...	39	109	23	...
	Kumbharwada	11	4	23	2	3	1	1	4	6	...	28	222	48	...
	Khetwadi ...	7	33	2	3	3	63	7	10	1	6	9	19	1	44	163	22	...
	Girgaum ...	13	8	2	...	1	1	6	33	3	9	1	3	10	5	...	31	163	21	1
D	Chowpatti ...	4	4	3	4	22	1	4	1	5	5	6	...	11	51	7	...
	Walkeshwar ...	3	1	3	12	2	5	...	1	2	6	1	13	42	6	...
	Mahalakshmi ...	5	26	2	2	5	43	5	13	...	2	10	10	...	51	147	23	...
	Mazagon ...	2	10	1	23	3	2	5	10	1	24	293	35	1
	Tarwadi ...	7	14	7	...	1	...	3	59	4	6	5	9	...	23	325	49	1
E	2nd Nagpada ...	1	...	1	1	1	1	...	21	5	3	1	1	...	1	153	47	...
	Kamathipura ...	2	7	2	...	1	...	1	50	7	2	4	1	...	5	279	59	...
	Tardeo ...	3	14	5	...	3	...	1	36	7	5	1	3	2	4	1	21	216	34	1
	Byculla ...	15	25	8	3	3	96	16	15	1	7	14	12	...	87	547	113	2
	1st Nagpada ..	2	1	9	2	1	4	2	58	10	...
F	Parel ...	13	40	2	5	3	1	...	48	12	7	2	5	5	9	1	21	439	34	...
	Sewri	3	1	1	14	...	1	2	4	...	13	231	19	...
	Sion ...	8	48	5	...	1	3	3	2	...	57	9	16	2	5	11	14	...	38	609	42	1
G	Mahim ...	9	7	3	...	1	...	3	28	6	5	...	2	8	6	...	52	308	36	3
	Worli ...	13	45	28	3	...	2	35	8	11	1	4	4	15	...	116	738	40	3
	Harbour, Docks, Railways and Unknown.	20	1	2	4	...	1	89	8	17	1	4	6	13	...	5	63	13	3
TOTAL	185	313	100	...	12	29	76	8	15	1,232	157	197	15	75	198	249	6	802	6,545	935	17	

* The Classification Numbers are the same and have the same application as those used in the Short List of causes of death.

and Sections in 1932.

22	23	24	25	26	27	28	29	30	31										32	TOTAL.									
									Diarrhoea and Enteritis (115-114).	Appendicitis (117).	Cirrhosis of Liver (122).	Acute and Chronic Nephritis (128-129).	Puerperal Sepsis (146).	Other accidents and Diseases of Pregnancy and Parturition (148-149, 147-150).	Congenital Debility and Malformation, Premature Birth (159-161).	Suicide (166-174).	Other deaths from Violence (175-203).	OTHER DEFINED DISEASES.											
																		A			B	C	CC	D	E	F	G	H	I
									Plague (17).	Kala-Azar (24A)	Malaria (5a & b)	Ague and Remittent Fever (50).	Relapsing Fever (3).	Fever not defined (205: 2a)	Cholera (14).	Dysentery (16)	Leprosy (20).	Other Defined Diseases.											
..	1	1	..	7	..	1	1	14	1	5	49								
9	1	4	5	2	4	36	2	9	1	..	5	..	49	4	22	259								
1	..	1	..	1	2	4	1	2	1	..	9	1	4	34								
11	1	3	15	3	5	54	2	9	5	14	..	4	1	1	..	100	10	42	498								
10	1	..	2	1	3	33	1	12	3	1	1	31	9	23	247								
9	..	2	8	45	4	26	8	..	8	9	..	1	..	2	..	106	8	34	480								
5	2	1	3	27	1	13	1	9	..	1	80	8	36	320								
27	1	2	8	3	5	81	7	23	1	..	3	33	..	4	..	10	..	210	14	81	925								
10	3	..	2	26	2	19	2	4	..	1	..	3	..	43	3	29	261								
8	1	1	1	..	5	40	4	20	5	9	10	..	129	12	37	522								
25	1	1	21	3	5	79	1	53	7	..	6	..	13	..	179	9	61	761								
18	1	1	10	..	1	51	4	8	1	6	..	4	..	4	..	141	9	50	514								
19	1	1	8	2	4	57	2	21	1	..	1	19	..	5	..	9	..	179	11	48	673								
9	1	1	3	..	5	43	..	10	1	7	..	1	..	4	..	120	5	29	444								
5	2	..	4	2	5	66	4	11	1	27	..	3	..	3	..	128	8	33	622								
16	1	3	7	1	6	62	3	24	1	..	4	18	..	1	..	7	..	190	12	68	752								
16	2	5	9	1	3	64	2	24	1	20	..	6	..	5	..	177	11	71	653								
3	1	5	4	..	2	23	3	6	1	2	..	2	..	4	..	62	3	22	249								
10	..	3	2	..	3	28	2	7	1	..	1	7	..	1	..	4	..	58	9	27	233								
20	2	2	10	3	6	77	6	11	8	23	..	5	..	5	..	134	17	65	671								
14	1	1	6	6	5	96	..	14	2	42	..	3	..	8	..	112	10	72	730								
24	1	..	6	4	2	118	1	58	2	57	..	7	..	7	..	175	15	68	990								
2	1	..	3	2	3	41	1	8	31	85	6	43	420								
13	..	1	5	3	2	105	2	20	1	47	..	1	..	6	..	203	7	77	840								
22	..	1	10	..	7	74	4	14	3	53	..	3	..	20	..	149	11	56	727								
134	1	2	17	..	15	303	5	54	2	..	7	108	..	10	2	14	1	362	26	139	2,027								
2	1	..	1	..	1	11	1	8	2	1	..	1	..	2	..	26	1	13	147								
29	..	4	3	1	10	142	3	24	2	..	8	94	1	12	1	17	..	257	17	151	1,272								
19	2	75	3	22	1	73	10	..	103	3	39	600								
51	2	4	10	2	12	187	6	26	6	119	..	37	..	30	55	289	22	157	1,623								
45	..	7	16	1	5	182	5	30	1	..	4	102	..	7	..	34	..	216	8	126	1,140								
70	1	14	12	5	11	432	6	55	8	..	8	272	..	6	3	46	..	633	31	214	2,679								
12	..	7	11	1	4	25	9	46	4	..	4	1	..	3	..	18	..	86	28	49	499								
967	26	76	224	49	145	2,694	97	388	37	..	76	1,217	1	137	7	301	58	4,841	349	2,024	22,856								

Adopted by the Registrar-General and the Local Government Board. The Numbers following the causes of death are the corresponding Numbers in Detailed List.

COMPARATIVE TABLE of BIRTHS and DEATHS from some of the PRINCIPAL CAUSES during 1932 and the preceding 10 years.

YEAR.	Births (excluding still-births.)		Total Deaths.		Plague.		Small-pox.		Measles.		Cholera.		Influenza.		Enteric Fever.		Malaria.		Ague and Remittent Fever.		Tuberculosis.		Diarrhoea, Enteritis and Dysentery.		Respiratory Disences.		Deaths under 1 year.		Deaths of Children (1 to 5 years.)		Still-born.
	No. Registered.	Rate per 1,000.	No. Registered.	Rate per 1,000.	No. Registered.	Rate per 1,000.	No. Registered.	Rate per 1,000.	No. Registered.	Rate per 1,000.	No. Registered.	Rate per 1,000.	No. Registered.	Rate per 1,000.	No. Registered.	Rate per 1,000.	No. Registered.	Rate per 1,000.	No. Registered.	Rate per 1,000.	No. Registered.	Rate per 1,000.	No. Registered.	Rate per 1,000.	No. Registered.	Rate per 1,000.	No. Registered.	Rate per 1,000.	No. Registered.	Per cent. of Total Deaths.	
1922 ...	20,452	17.0	37,297	31.1	682	0.5	61	0.1	22	0.0	15	0.0	528	0.4	123	0.1	485	0.4	2,703	2.2	1,473	1.2	3,729	3.1	13,614	11.3	8,236	402.7	4,374	13.1	1,916
1923 ...	20,995	17.2	37,959	31.1	1,329	1.1	479	0.4	142	0.1	189	0.1	250	0.2	127	0.1	403	0.3	2,692	2.2	1,371	1.1	3,305	2.7	14,096	11.5	8,632	411.1	5,240	13.8	1,942
1924 ..	21,838	17.6	38,774	31.8	409	0.3	1,242	1.0	199	0.2	34	0.0	118	0.1	172	0.1	488	0.4	2,679	2.2	1,568	1.3	3,569	2.9	14,410	11.6	9,156	419.8	6,019	15.5	1,821
1925 ...	20,268	16.1	31,968	25.4	174	0.1	570	0.4	152	0.1	12	0.0	94	0.1	156	0.1	581	0.5	2,337	1.8	1,404	1.1	2,504	2.0	12,151	9.6	7,212	355.8	4,994	15.6	1,716
1926 ...	21,068	16.5	31,991	25.0	56	0.0	480	0.4	186	0.1	5	0.0	93	0.1	135	0.1	635	0.5	2,004	1.6	1,755	1.4	2,332	1.8	11,901	9.3	8,200	369.2	5,343	16.7	1,676
1927 ...	21,685	16.7	27,633	21.3	207	0.2	842	0.6	96	0.1	82	0.1	79	0.1	146	0.1	365	0.2	1,633	1.2	1,748	1.3	1,483	1.1	9,949	7.6	6,857	316.2	4,275	15.5	1,740
1928 ...	24,017	18.5	27,312	21.0	257	0.2	597	0.4	86	0.1	34	0.0	79	0.1	187	0.1	295	0.2	1,431	1.1	1,764	1.3	1,167	0.9	10,468	8.1	7,468	310.9	4,060	14.7	1,826
1929 ...	24,220	18.6	26,555	20.4	29	0.0	1,135	0.9	113	0.1	8	0.0	63	0.0	170	0.1	216	0.2	1,540	1.2	1,520	1.2	1,226	0.9	9,550	7.4	7,225	298.3	4,607	17.4	1,860
1930 ..	25,329	19.5	27,552	21.2	29	0.0	1,677	1.3	136	0.1	40	0.0	75	0.1	188	0.1	195	0.2	1,541	1.2	1,450	1.1	1,470	1.1	9,703	7.5	7,506	296.3	5,090	18.5	2,013
1931 ...	27,204	23.4	25,105	21.6	24	0.0	31	0.0	45	0.0	80	0.1	130	0.1	186	0.2	131	0.1	1,398	1.2	1,566	1.3	1,295	1.1	9,096	7.3	7,401	272.0	3,920	15.6	2,164
Average of 1922-1931.	22,708	18.0	31,215	24.8	315	0.2	711	0.5	113	0.0	50	0.0	151	0.1	155	0.1	379	0.3	1,996	1.5	1,562	1.2	2,208	1.7	11,494	9.1	7,769	343.0	4,842	15.5	1,871
Average of 1927-1931.	24,491	19.2	26,831	21.1	109	0.0	856	0.6	95	0.0	49	0.0	83	0.0	165	0.1	241	0.2	1,509	1.2	1,610	1.2	1,328	1.0	9,753	7.6	7,391	297.7	4,390	16.3	1,929
1932 ...	28,894	24.8	22,856	19.7	37	0.0	313	0.2	100	0.1	7	0.0	76	0.1	185	0.2	76	0.0	1,217	1.0	1,389	1.2	968	0.8	8,282	7.1	6,298	218.0	3,855	16.8	2,029

Table No. 12.
TABLE OF DEATHS by Causes and Months in 1932.

Classification No.	SPECIFIC CAUSES OF DEATH.	January.	February.	March.	April.	May.	June.	July.	August.	September.	October.	November.	December.	TOTAL.
	<i>GENERAL DISEASES.</i>													
	<i>I—Epidemic, Endemic, and Infectious Diseases.</i>													
1	Enteric fever	8	8	6	13	22	18	15	12	26	28	18	11	185
2	Typhus fever	1	1
3	Relapsing fever ("Spirillum Obermeieri")	1	1
4	Mediterranean fever
5: a: b	Malaria	9	4	4	6	5	6	5	6	6	5	12	8	76
5: c	Remittent fever	130	104	99	102	115	97	67	104	101	106	90	102	1,217
6	Small-pox	6	4	17	17	18	15	26	27	20	21	20	122	313
7	Measles	7	15	19	15	14	6	6	1	..	4	4	9	100
8	Scarlet fever
9	Whooping cough	2	1	2	1	..	1	3	..	2	12
10	Diphtheria	4	1	1	4	1	2	3	3	4	4	2	29
11	Influenza	7	4	3	5	2	2	6	7	8	11	9	13	76
12	Miliary fever
13	Mumps	2	..	1	1	4
14	Asiatic Cholera	1	1	2	2	1	..	7
15	<i>Cholera nostras</i> *
16	Dysentery	32	24	26	17	19	27	28	32	38	23	14	21	301
17	Plague	3	8	15	5	1	4	1	87
18	Yellow fever
19	Spirochaetosis ictero-haemorrhagica
20	Leprosy	7	6	7	6	6	2	1	4	5	5	3	6	58
21	Erysipelas	1	2	..	3	2	1	1	2	1	13
22: 1	Acute poliomyelitis
22: 2	Acute polioencephalitis
23	Encephalitis lethargica	1	1	2	..	1	1	..	1	1	8
24	Meningococcal meningitis	1	..	3	3	1	1	1	1	1	3	15
24A	Kala Azar
25: b	Other epidemic and endemic diseases	1	1	1	2	..	1	6
26	Glanders
27	Anthrax
28	Rabies	1	1	2	1	..	2	2	3	1	13
29	Tetanus	14	12	22	9	13	13	13	4	10	9	9	11	139
30: 1	Actinomycosis
30: 2: a	Sprue	6	8	4	1	4	5	7	6	4	11	7	7	70

* No deaths are classified under this Head which is applicable only to Great Britain.

Table No. 12—contd.

TABLE of DEATHS by Causes and Months in 1932—contd.

Classification No.	SPECIFIC CAUSES OF DEATH.	January.	February.	March.	April.	May.	June.	July.	August.	September.	October.	November.	December.	TOTAL.
	<i>I—Epidemic, Endemic, and Infectious Diseases—contd.</i>													
30 : 2 : 6	Other mycoses	1	1	1
31	Tuberculosis of the Respiratory system	115	112	105	99	89	87	96	89	100	123	110	107	1,232
32	Tuberculosis of central nervous system	3	4	2	2	..	1	2	1	3	2	20
33	Tuberculosis of intestines and peritonæum	5	6	8	6	7	6	5	15	5	8	9	13	93
34	Tuberculosis of vertebral column	2	2	2	1	..	1	1	1	10
35	Tuberculosis of joints	1	..	1	1	..	2	1	6
36	Tuberculosis of other organs	2	3	1	2	3	1	..	2	2	1	1	1	19
37	Disseminated tuberculosis	1	1	2	2	..	2	..	1	
38	Syphilis	3	5	1	1	3	3	2	8	3	6	5	3	43
39	Soft chancre	1	1
40 : 1	Gonococcal infection (ophthalmia excepted)	1	1
40 : 2	Gonorrhœal or purulent ophthalmia
41	Purulent infection, Septicæmia	6	6	6	10	4	14	10	9	10	9	12	11	107
42 : 1	Vaccinia	1	1
42 : 2	Other general diseases	1	1
	<i>II—General Diseases not included in I.</i>													
43	Cancer of the Buccal cavity .	2	2	3	5	2	..	2	1	2	2	21
44	Cancer of the Pharynx, œsophagus, stomach, liver and anexa	3	1	..	2	3	2	6	3	9	7	7	11	54
45	Cancer of the Peritoneum, intestines and rectum	1	1	2	1	1	1	1	1	..	9
46	Cancer of the Female genital organs	1	2	..	1	4	1	1	2	2	2	16
47	Cancer of the Breast	1	1	2	2	1	..	2	2	2	2	15
48	Cancer of the Skin	1	..	1	1	..	1	1	5
49	Cancer of the Other or unspecified organs	10	4	6	7	7	6	6	5	7	7	6	6	77
50	Tumours not returned as malignant (brain and female genital organs excepted)	1	..	1	2	..	1	2	..	7
51	Rheumatic fever	1	1	1	..	2	2	1	1	2	3	1	..	15
52 : 1	Chronic Rheumatism, chronic arthritis	1	..	1	2
52 : 2	Rheumatoid arthritis, osteoarthritis	2	1	1	4

Table No. 12—contd.
TABLE of DEATHS by Causes and Months in 1931—contd.

Classification No.	SPECIFIC CAUSES OF DEATH.	January.	February.	March.	April.	May.	June.	July.	August.	September.	October.	November.	December.	TOTAL.
	<i>II—General Diseases not included in I—contd.</i>													
52:3	Gout
53	Scurvy	1	1
54	Pellagra
55	Beri-beri
56	Rickets	63	59	53	69	66	61	62	80	54	64	39	54	723
57	Diabetes	7	6	7	2	5	10	12	4	6	1	5	10	75
58:a	Pernicious anæmia	13	8	7	7	3	8	5	2	3	6	5	4	71
58:b	Other anæmias and chlorosis	84	53	64	80	55	44	58	64	59	68	68	62	759
59	Disease of pituitary gland
60:a	Exophthalmic goitre..	1	1
60:b:1	Myxœdema
60:b:2	Cretinism	1	1
60:b:3	Other diseases of the thyroid gland	1	..	1
61:1	Tetany	1	..	1	1	3
61:2	Other diseases of the parathyroid glands
62	Diseases of the thymus	3	1	1	1	..	2	8
63	Diseases of the adrenals	1	1
64	Diseases of the spleen	1	1	1	8
65:a	Leukæmia	1	1	1	1	1	1	6
65:b	Lymphadenoma	2	2
66	Alcoholism (acute or chronic)	1	1
67:1	Occupational lead poisoning
67:2	Other chronic poisoning by mineral substances
68	Chronic poisoning by organic substances
69:1	Purpura	2	1	1	..	4
69:2	Hæmophilia	1	1	2
69:3	Other general diseases	1	1	1	1	1	..	1	1	7
	<i>III—Diseases of the Nervous System and Sense Organs.</i>													
70	Encephalitis
70:1	Cerebral abscess	1	2	1	4
70:2	Other forms of Encephalitis	1	1	1	1	1	3	3	2	3	2	1	3	22
71	Meningitis	3	7	6	10	7	9	5	6	4	3	2	5	67
72	Tabes dorsalis (locomotor ataxy)	1	1	2

Table No. 12—contd.

TABLE of DEATHS by Causes and Months in 1932—contd.

Classification No.	SPECIFIC CAUSES OF DEATH.	January.	February.	March.	April.	May.	June.	July.	August.	September.	October.	November.	December.	TOTAL.
	<i>III—Diseases of the Nervous System and Sense Organs—contd.</i>													
73	Other diseases of the spinal cord	1	..	1	1	..	1	1	..	1	..	1	..	7
74:a:1	Cerebral Hæmorrhage so returned	3	3	4	5	9	4	7	9	8	9	7	6	74
74:a:2	Apoplexy (lesion unstated) ..	1	1	3	3	2	1	3	1	5	4	24
74:b:1	Cerebral embolism	2	..	1	3
74:b:2	Cerebral thrombosis	2	4	3	..	2	1	1	2	1	2	18
75:a	Hemiplegia of unstated origin	8	5	6	9	8	6	4	5	8	11	3	6	79
75:b	Other forms of paralysis of unstated origin	5	5	5	2	9	2	2	6	4	8	2	5	55
76	General paralysis of the insane
77	Other forms of insanity	1	1
78	Epilepsy	2	5	2	2	1	1	13
79	Convulsions (non-puerperal, 5 years and over)	1	1	2
80	Infantile convulsions (under 5 years of age)	40	47	41	28	41	30	38	45	55	45	57	37	504
81	Chorea
82:1	Hysteria, Neuralgia	1	1	2
82:2	Neuritis	1	1	2
83	Cerebral softening	1	1
84:1	Idiocy, Imbecility
84:2	Cerebral tumour	1	1	1	2	3	..	8
84:3	Disseminated sclerosis	1	1
84:4	Paralysis agitans	1	..	1	2
84:5	Other diseases of the Nervous System	2	..	1	1	..	2	1	7
85	Diseases of the eye and annexa	1	1
86:1	Diseases of the mastoid sinus.	1	..	1	2	..	4
86:2	Other diseases of the ear	1	1	2
	<i>IV—Diseases of the Circulatory System.</i>													
87	Pericarditis	1	1	2
88:1-2	Acute endocarditis	2	2	..	2	6
88:3	Acute myocarditis	2	1	3	2	1	1	1	..	1	12
89	Angina pectoris	4	3	4	5	4	..	4	7	2	5	1	7	46
90:1-4	Valvular Heart Disease	7	4	4	6	7	5	5	3	4	10	8	3	66

Table No. 12—contd.
TABLE of DEATHS by Causes and Months in 1931—contd.

Classification No.	SPECIFIC CAUSES OF DEATH.	January.	February.	March.	April.	May.	June.	July.	August.	September.	October.	November.	December.	TOTAL.
	<i>IV—Diseases of the Circulatory System—contd.</i>													
90:5	Fatty Heart	1	..	1	1	..	2	1	2	8
90:6	Dilatation of heart (cause unspecified)	3	1	1	6	1	..	1	..	1	2	4	2	22
90:7	Other or unspecified myocardial disease	5	4	1	2	2	2	1	3	3	1	1	7	32
90:8	Disordered action of the heart	1	..	1	1	..	3
90:9	Heart disease (unspecified) ..	3	5	5	7	5	4	3	2	3	6	9	..	52
91:a	Aneurysm of the Arteries	1	1	4	..	1	2	1	3	1	..	2	16
91:b:1	Arterio-sclerosis with cerebral vascular lesion	1	1
91:b:2	Arterio-sclerosis without record of cerebral vascular lesion	1	1	..	1	1	..	1	5
91:c	Other diseases of the arteries
92	Embolism and Thrombosis (not cerebral)	1	2	2	2	..	2	..	1	..	2	..	12
93	Diseases of the veins	1	2	1	1	2	2	9
94	Diseases of the lymphatic system	1	1
95	Hæmorrhage without stated cause	1	1	..	2	..	4
96	Other diseases of the circulatory system	2	1	1	..	1	..	5
	<i>V—Diseases of the Respiratory System.</i>													
97	Diseases of the nasal fossæ and annexa	1	1	2
98	Disease of the larynx	1	1	1	3
99:a	Acute bronchitis	2	1	1	1	5
99:b	Chronic bronchitis	47	55	37	27	42	32	37	32	42	36	42	45	474
99:c	Bronchitis not defined	30	33	33	31	34	22	17	30	29	24	21	19	323
100	Broncho-pneumonia	353	275	338	273	447	334	298	413	412	396	315	321	4,275
101:a	Lobar Pneumonia	30	26	28	30	27	17	19	11	21	18	13	31	281
101:b	Pneumonia (not otherwise defined)	194	162	174	166	184	124	140	135	172	176	192	170	1,989
102:1	Empyema	3	..	2	1	1	2	4	..	1	1	2	17
102:2	Other Pleurisy	2	2	2	..	1	1	4	1	1	14
103	Congestion and hæmorrhagic infarct of lung	5	4	10	2	3	3	2	6	2	5	6	4	52
104	Gangrene of the lung	1	1
105	Asthma	80	61	78	84	68	64	56	76	68	71	56	69	831
106	Pulmonary emphysema	1	1	1	..	3
107	Other diseases of the respiratory system	2	1	..	1	1	1	..	2	2	2	..	12

Table No. 12—contd.
TABLE of DEATHS by Causes and Months in 1932—contd.

Classification No.	SPECIFIC CAUSES OF DEATH.	January.	February.	March.	April.	May.	June.	July.	August.	September.	October.	November.	December.	TOTAL.
	<i>VI—Diseases of the Digestive System.</i>													
108:1	Diseases of the teeth and gums	1	1
108:2	Ludwig's angina	1	1	2
108:3	Other diseases of the buccal cavity	1	..	1
109:1	Tonsillitis, Adenoid vegetations	1	..	1	..	1	..	1	1	..	1	6
109:2	Other diseases of the pharynx
110	Diseases of the oesophagus	1	1
111	Ulcer of the stomach or duodenum	2	..	2	1	..	1	..	1	2	1	3	4	17
112	Other diseases of the stomach	3	1	1	1	2	1	2	11
113, 114	Diarrhoea and enteritis	42	48	45	58	59	56	60	79	70	42	41	67	667
115	Ankylostomiasis	2	..	2
116	Diseases due to other intestinal parasites	1	1	2	1	1	1	..	1	1	9
117	Appendicitis	3	..	3	1	1	3	5	3	3	1	1	2	26
118:a	Hernia.. .. .	3	3	1	1	2	..	3	..	1	1	2	4	21
118:b	Intestinal obstruction	1	6	7	4	1	1	5	2	3	2	2	4	38
119	Other diseases of the intestines	1	1	2	1	5
120	Acute yellow atrophy of the liver	1	1
121	Hydatid tumour of the liver
122	Cirrhosis of the liver	6	6	6	3	7	9	5	3	11	7	7	6	76
123	Biliary calculi	1	1
124:a	Abscess of the liver	2	2	3	..	1	..	1	..	1	2	1	4	17
124:b	Other diseases of the liver	6	3	4	9	6	3	7	6	8	5	11	6	74
125	Diseases of the pancreas	1	1	1	..	3
126	Peritonitis without stated cause	6	3	2	2	5	2	4	5	6	6	7	7	55
127	Other diseases of the digestive system..	1	..	1	2
	<i>VII—Non-Veneral Diseases of the Genito-Urinary System and Annexa.</i>													
128	Acute nephritis (including unspecified under 10 years of age)	1	2	1	1	1	1	1	1	4	1	6	2	22
129	Chronic nephritis (including unspecified over 10 years of age)	24	20	18	14	8	14	9	15	12	21	22	25	202

Table No. 12—contd.
TABLE of DEATHS by Causes and Months in 1931—contd.

Classification No.	SPECIFIC CAUSES OF DEATH.	January.	February.	March.	April.	May.	June.	July.	August.	September.	October.	November.	December.	TOTAL.
	<i>XIV.—External Causes—contd.</i>													
	(a) <i>Suicide 175-174</i>													
171	By cutting or piercing instruments	1	2	3
172	By jumping from high place	1	1	1	3
173	By crushing	1	2	1	1	5
174	By other means	1	1	1	1	3	3	10
	(b) <i>Violent deaths excluding suicide and homicide. (175-196 ; 201-203).</i>													
175	Food poisoning
176	Poisoning by venomous animals..	1	1	1	3
177	Other acute accidental poisoning (not by gas)	1	..	2	..	1	1	1	1	..	2	4	1	14
178	Conflagration	1	..	1
179	Accidental burns (conflagration excepted)	3	15	12	6	6	3	2	2	1	9	9	13	81
180	Accidental mechanical suffocation	1	1	1	3
181	Accidental absorption of irrespirable or poisonous gas.	1	2	3
182	Accidental drowning.. .. .	4	2	1	7	5	2	3	1	3	3	2	2	35
	(c) <i>Accidental injury.</i>													
183	By firearms	3	19	1	8	..	1	32
184	By cutting or piercing instruments	1	1
185	By fall.. .. .	1	1	1	..	2	4	1	1	6	4	1	2	24
186	In mining and quarrying
187	By machinery	1	1
188	By other forms of crushing (road vehicles, on railways, etc.)	2	..	3	3	2	6	3	3	4	2	6	5	39
189	Injury by animals (poisoning by venomous animals excepted)	1	..	1	2
190	Wounds of War
191	Executions of civilians by belligerent armies
192	Hunger or thirst	2	2	5	1	1	4	2	1	18
193	Excessive cold
194	Excessive heat
195	Lightning
196	Electricity (lightning excepted)	3	2	5

Table No. 12—concluded.

TABLE of DEATHS by Causes and Months in 1932—concluded.

Classification No.	SPECIFIC CAUSES OF DEATH.	January.	February.	March.	April.	May.	June.	July.	August.	September.	October.	November.	December.	TOTAL.
	<i>XIV—External Causes— contd.</i>													
	<i>(d) Homicide (197-199).</i>													
197	By firearms
198	By cutting or piercing instruments	3	1	1	6	94	19	21	1	1	4	2	5	158
199	By other means	2	4	49	7	8	4	1	1	76
200	Infanticide (under 1 year)	1	2	2	2	7
201	Fracture (cause not specified).. .. .	13	11	3	10	8	3	1	2	8	16	5	10	90
202 : 1	Execution
202 : 2	Other and unstated forms of accidental violence ..	5	3	5	3	3	4	8	5	7	6	11	5	65
203	Violent deaths of unstated nature	2	4	3	2	6	..	3	1	3	1	2	3	30
	<i>XV—Ill-defined diseases.</i>													
204	Sudden death..
205 : 1	Heart-failure (age 1-70) ..	15	24	20	14	8	15	14	30	19	22	16	17	214
205 : 2 : a	Fever not defined	13	7	13	7	5	13	8	16	15	9	16	15	137
205 : 2 : b	Other ill-defined causes ..	7	6	13	10	6	15	9	11	7	13	8	5	110
205 : 3	Cause not specified	4	2	1	1	1	4	3	3	3	3	25

TABLE of DEATHS among Infants by Causes, Months and Ages in 1932.

Cause of Deaths.	Total.	Months.												Ages.			
		January.	February.	March.	April.	May.	June.	July.	August.	September.	October.	November.	December.	Under 1 week.	1 to 4 weeks.	4 weeks to 6 months.	6 to 12 months.
5 A & B Malaria	4	...	1	1	...	2	1	2	1
5c Ague and Remittent Fever ...	108	5	11	7	8	13	12	4	9	11	12	10	6	2	9	35	69
6 Small-pox	79	2	...	5	4	5	6	9	7	8	4	2	27	24	55
7 Measles	16	1	2	2	1	3	1	3	3	8	13
8 Scarlet Fever
9 Whooping Cough	2	1	...	1	1	1
10 Diphtheria and Croup	3	1	1	...	1	3
11 Influenza	6	1	1	...	1	1	2	3	3
14 Cholera
16 Dysentery	27	4	...	3	1	2	4	4	2	3	1	3	...	1	...	8	18
17 Plague
24 Meningococcal Meningitis ...	1	1	1
31 Phthisis (Pulmonary Tuberculosis)	4	...	2	1	1	2	2
32-37 Other Tuberculosis Diseases ...	3	2	1	1	2
38 Syphilis	41	2	1	1	1	5	2	4	11	3	6	3	2	4	7	17	18
56 Rickets	152	7	14	8	22	9	14	8	21	19	12	7	11	1	5	41	105
80 Convulsions	422	34	40	37	25	32	26	29	53	50	36	50	30	71	83	187	81
99 Bronchitis	119	9	11	12	11	12	12	7	12	9	8	9	7	3	2	32	82
100-101 Pneumonia (all forms) ...	2,095	162	137	167	169	234	178	138	191	204	201	159	155	7	17	671	1,400
112-1 Gastritis	2	2	2
113-114 Diarrhoea and Enteritis ...	280	11	21	16	24	23	21	31	41	33	15	18	23	4	45	113	118
159-3 Congenital Malformation ...	2	1	...	1	1	1
160-1 Atrophy, Debility and Marasmus	1,951	172	127	149	122	136	119	161	139	191	208	172	205	719	692	431	79
161-1 Premature Birth	734	59	43	38	45	42	56	63	71	85	85	79	68	625	102	7	...
161-2 Injury at Birth
162-2 Atelectasis	23	2	...	1	1	5	4	1	1	...	3	2	2	21	1
180 Suffocation Over-Lying
205-2A Fever not defined	39	1	2	4	3	...	4	1	4	7	4	6	3	5	8	11	15
Other Causes	186	23	11	8	7	9	23	15	33	19	0	13	25	71	8	32	75
Total. ...	6,298	495	423	458	444	535	486	476	617	644	609	541	570	1,565	973	1,821	2,139

TABLE of DEATHS by Causes of deaths by

No in Short List	Corresponding No. in detailed List.	Causes of Deaths.	Jains.		Brahmins.		Lingait.		Bhatias.		Banias.		Hindus of other Caste.		Hindus, Low Caste.	
			Male.	Female	Male.	Female	Male.	Female	Male.	Female	Male.	Female	Male.	Female	Male.	Female
1.	1	Enteric	8	2	24	10	4	...	8	4	32	14	1	1
2.	6	Small-pox	16	15	1	2	101	106	16	23	
3.	7	Measles	2	6	2	3	...	1	1	15	28	17	14	
4.	8	Scarlet Fever	
5.	9	Whooping Cough	1	1	1	...	1	2	
6.	10	Diphtheria	1	2	3	2	1	3	4	2	1	
7.	11	Influenza	6	4	...	1	...	6	...	20	12	1	...	
8.	23	Encephalitis Lethargica	1	1		
8.	24	Meningococcal Meningitis	2	...	1	1	2	1	3	1	...		
9.	31	Tuberculosis of Respiratory System.	2	4	22	36	3	3	1	2	7	15	327	235	27	29
10.	32-37	Other Tuberculous Diseases	2	1	5	15	1	3	8	27	23	3	6
11.	48-49	Cancer, Malignant Disease	1	2	11	6	1	1	8	3	36	19	3	1
12.	51	Rheumatic Fever...	1	2	...	4	1	
13.	57	Diabetes	8	2	4	1	12	3	
14.	74-75a	Cerebral Haemorrhage	5	1	17	6	1	2	6	...	41	15	2	8
15.	87-90	Heart Disease	6	2	14	2	1	...	9	1	58	16	5	4
16.	91b	Arterio-Sclerosis	1	
17.	99	Bronchitis	5	3	15	17	2	3	3	1	8	10	212	172	64	68
18.	100-101	Pneumonia (all forms)	78	68	198	178	57	45	19	12	84	69	1,750	1,333	610	561
19.	97,98,102,107	Other Respiratory Diseases	7	3	18	13	9	6	2	2	19	9	242	169	65	56
20.	111	Ulcer of Stomach Duodenum	3	6	...	3	1	
21.	113-114	Diarrhoea and Enteritis	3	5	15	16	3	2	4	...	8	9	136	102	41	40
22.	117	Appendicitis	1	...	3	5	2	1	...	
23.	122	Cirrhosis of Liver	2	...	5	5	1	1	1	1	2	2	25	7	3	5
24.	123-129	Acute and Chronic Nephritis	3	1	12	8	4	...	2	2	4	3	40	24	4	7
25.	146	Puerperal Sepsis	1	...	2	3	...	21	...	5	
26.	143,145,147,150	Other Accidents and Diseases of Pregnancy and Parturition.	...	3	...	7	...	1	9	...	60	...	13	
27.	159-161	Congenital Debility and Malformation, Premature Births.	10	13	63	54	35	24	3	2	30	21	724	583	236	196
28.	165-174	Suicide	3	2	7	1	...	3	2	33	13	4	4	
29.	175-203	Other Deaths from Violence	8	3	18	9	9	...	1	1	14	7	257	62	31	11
30.	17	A. Plague	4	...	5	...	1	2	...	18	5	
31.	21a	B. Kala Azar	
32.	5a & b	C. Malaria	1	1	4	4	1	2	...	19	9	1	1	
33.	5c	CC. Ague and Remittent Fever.	6	2	12	8	8	10	...	2	2	4	299	296	141	137
34.	3	D. Relapsing Fever	1	
35.	205: 2a	E. Fever not defined	1	1	7	5	1	1	2	1	30	21	17	12
36.	14	F. Cholera	4	1	
37.	16	G. Dysentery	1	3	7	9	2	1	3	2	4	4	22	47	30	22
38.	20	H. Leprosy	2	...	80	10	2	...	
39.	...	K. Other defined Diseases	37	46	151	144	25	36	21	25	76	86	1,028	1,089	244	301
40.	204-205	Causes ill-defined or unknown	7	1	15	7	2	...	4	...	8	2	101	36	14	11
		Still born	12	10	76	53	13	14	11	8	21	21	533	417	166	97
		Males	203		683		165		74		328		5,722		1,589	
		Females		169		602		135		60		274		4,535		1,534
		Persons	372		1,285		300		134		602		10,557		3,123	

Sex and Caste. Annual Report for 1932.

Muslimans.		Parsees.		Jews.		Indian Christians.		Anglo-Indians.		Europeans.		Buddhist.		Other and unknown Caste.		All Races.		Total.	
Male.	Female.	Male.	Female.	Male.	Female.	Male.	Female.	Male.	Female.	Male.	Female.	Male.	Female.	Male.	Female.	Male.	Female.		
19	5	6	5	3	1	17	12	2	1	4	1	1	129	56	185	
10	15	1	1	2	4	127	168	313	
7	5	2	1	46	54	100	
...	
...	1	...	1	2	1	1	5	7	12	
3	1	2	1	...	1	...	1	1	14	15	29	
6	4	6	1	1	...	4	3	1	51	25	76	
...	1	...	3	1	...	1	3	5	8	
...	1	1	2	11	4	15	
177	194	16	11	4	4	61	43	2	1	1	3	2	652	530	1,232	
15	28	2	3	...	3	7	6	3	1	2	69	88	157	
27	10	14	19	1	2	14	8	...	3	3	3	...	1	119	78	197	
...	1	...	4	1	1	7	8	15	
12	5	11	7	3	3	1	2	...	1	31	24	75	
28	7	16	16	1	1	12	15	...	1	1	...	1	131	67	198	
33	12	27	15	4	1	16	12	3	1	4	3	180	69	249	
1	...	2	1	1	5	1	6	
120	61	11	3	2	...	12	8	1	1	455	347	802	
644	487	56	47	23	12	110	93	5	3	6	...	2	3,637	2,908	6,545	
164	101	7	7	1	5	17	9	2	1	1	...	554	381	935	
1	...	1	1	1	16	1	17	
77	42	19	16	...	2	46	68	9	4	361	306	667	
4	1	4	1	1	1	2	21	5	26	
7	1	...	1	1	...	3	1	2	52	24	76	
24	13	18	19	1	...	21	12	...	2	193	91	224	
...	12	...	1	3	...	1	49	49	
...	83	...	5	...	3	...	11	145	145	
256	193	17	15	6	7	101	91	4	6	1	...	2	1	1,489	1,205	2,694	
10	5	2	3	1	1	2	...	1	67	30	97	
174	28	15	6	4	1	11	4	2	1	1	1	1	...	2	6	548	140	688	
2	32	5	37	
...	
7	7	5	2	1	1	3	5	1	...	1	45	31	76	
100	160	...	2	1	2	11	4	680	637	1,217	
...	1	...	1	
6	10	4	4	...	2	8	4	76	61	137	
...	1	1	4	8	7	
25	16	7	3	2	6	10	12	...	1	...	1	1	174	137	301	
4	6	3	...	1	44	14	58	
502	534	114	125	10	7	93	109	10	9	7	7	8	3	2,321	2,520	4,881	
51	20	17	15	4	3	13	10	3	3	1	1	...	241	108	349	
270	160	24	15	8	5	60	48	1	4	4	8	1	...	10	14	1,749	875	2,024	
2,518	...	400	...	71	...	611	...	52	...	40	...	13	...	4	...	12,471	
...	2,013	...	364	...	63	...	561	...	41	...	22	...	2	...	10	...	10,385
...	4,529	...	764	...	134	...	1,172	...	93	...	62	...	15	...	14	...	22,856	...	22,856

TABLE showing by Race the Rate of Mortality per 1,000 of Population from different Causes of Deaths in 1932.

Race or Caste.	Small-pox.	Measles.	Plague.	Scarlet Fever.	Kala-Azar.	Enteric Fever.	Malaria.	Ague and Remittent Fever.	Relapsing Fever.	Influenza.	Cholera.	Diar-rhœa and Enteritis.	Dysen-tery.	Tuber-culous Diseases.	Respira-tory Diseases.	Acci-dents.	All other Causes.	Total.
Hindus, Low Caste	0·4	0·3	2·7	0·8	0·5	0·6	13·7	0·5	10·6	30·2
Hindus of all other Castes	0·3	0·1	0·1	0·9	0·1	0·4	0·2	1·0	6·9	0·6	7·5	18·5
Hindus, all Caste	0·3	0·1	0·1	1·2	0·1	0·5	0·3	1·0	7·7	0·6	7·9	20·0
Mussalmans	0·1	0·1	0·1	1·2	0·6	0·2	1·9	7·5	1·0	8·6	21·6
Parsees	0·2	0·1	0·1	0·6	0·2	0·5	2·2	0·4	8·6	13·2
Jews	0·5	0·2	0·3	0·1	0·2	0·9	1·1	5·0	0·6	6·5	15·5
Christians	0·1	0·4	0·1	0·3	0·1	1·7	0·3	1·8	3·9	0·8	9·0	18·2
Anglo-Indians	0·4	0·1	0·1	1·8	0·1	1·0	1·7	0·7	7·1	13·2
Europeans	0·5	0·1	0·2	0·1	0·6	0·7	0·3	4·1	6·6
Buddhists	0·6	0·6	0·6	1·2	1·2	0·6	4·8	9·2
Other and Unknown Caste	0·9	7·2	4·5	12·6
TOTAL	0·2	0·1	0·2	1·0	0·1	0·6	0·2	1·2	7·1	0·7	8·1	19·7

Deaths in different Hospitals from Principal Causes in

Serial No.	HOSPITALS.	1	2	3	4	5	6	7	8	9	10	11	12	13	14	15	16	17	18	19	20
		Enteric Fever (1).	Small-pox (6).	Measles (7).	Scarlet Fever (8).	Whooping Cough (9).	Diphtheria and Croup (10).	Influenza (11).	Encephalitis Lethargica (23).	Meningococcal Meningitis (24).	Tuberculosis of Respiratory System (31).	Other Tuberculous Diseases (32-37).	Cancer, Malignant Disease (43-49).	Rheumatic Fever (51).	Diabetes (57).	Cerebral Haemorrhage (74, 75a).	Heart Disease (87-90).	Arterio-Sclerosis (91b).	Bronchitis (99).	Pneumonia (all forms) (100-101).	Other Respiratory Diseases (97, 98, 102-107).
1	Adams Wylie Memorial Hospital.	3	28	...	4	1	2	...	5	11	...
2	Albless Cama Hospital	1	...	1	6	1	...	1	2	2	...	1	11	...
3	Arthur Road Hospital	3	51	3	...	2	19	3	...	6	8	8	...
4	Bai Motlabai & Si D. M. Petit Hospital.	1	1	...	2	1	1	4	1
5	Bai Rukshamani Lying-in Hospital.	1	1	1	...
6	Dr. Bhajekar's Hospital
7	B. D. Petit Parsee General Hospital.	5	1	3	2	...	6	1	3	...	4	8	1	13	2
8	Colaba Station Hospital	1	1	...
9	Dr. D'Sa's Hospital	1	1
10	Gocaldas Tejpal Hospital	10	1	5	65	13	13	3	...	15	25	...	3	44	12	
11	Sir J. J. Hospital	15	4	2	...	130	20	23	1	4	28	18	...	12	117	25	
12	Dr. Kerrawalla's Hospital	1	4	1	1	2	1
13	King Edward VII Memorial Hospital.	33	1	1	1	24	24	37	1	11	10	38	...	21	167	31
14	Matunga Leper Asylum	6
15	Maratha Hospital	...	1	1	...	352	2	1	1	...
16	Marine Lines Hospital	1	...	4	1	1	...	1	1
17	Municipal Maternity Homes.
18	Dr. Masina's Hospital	1	...	1	...	1	...	1	...	1	1	...	1	2	1
19	Dr. Parakh's Hospital
20	Parsee Lying-in Hospital	1	1	1	1	2
21	Police Hospital	2	7	1
22	Dr. Purandare's Hospital
23	St. Joseph's Foundling Home
24	St. George's Hospital	3	3	5	3	...	1	...	1	7	...
25	Other Private Hospitals	13	1	1	...	1	11	15	11	1	3	4	9	1	5	139	0	
	Total	88	54	3	1	2	22	19	7	8	642	90	99	6	28	70	99	2	49	536	83

TABLE of DEATHS by Age, Sex and Cause in 1932.

AGE.	1		2		3		4		5		6		7		8		9		10	
	Enteric Fever.		Small-pox.		Measles.		Scarlet Fever.		Whooping Cough.		Diphtheria.		Influenza.		Encephalitis Lethargica.		Meningococcal Meningitis.		Tuberculosis of Respiratory System.	
	Males.	Females.	Males.	Females.	Males.	Females.	Males.	Females.	Males.	Females.	Males.	Females.	Males.	Females.	Males.	Females.	Males.	Females.	Males.	Females.
Under 7 days
1 to 4 weeks
4 weeks to 6 months	1	...	12	12	1	2	1	2	1	1	1
6 months to 12 months	1	4	27	28	6	7	1	3	2	1	1	...	1
Total under 1 year	2	4	39	40	7	9	1	1	...	3	4	2	1	1	2
1 to 2 years	1	...	12	21	13	18	3	3	4	3	4	2	...	1	1	...	4	4
2 to 5 "	3	1	18	42	20	20	1	3	4	6	1	4	4
5 to 10 "	4	4	17	19	5	7	4	2	1	2	3	5
10 to 15 "	8	5	5	8	1	1	1	9	35
15 to 20 "	13	10	17	7	1	...	4	2	3	2	27	74	
20 to 30 "	53	14	22	23	1	1	1	4	8	2	...	2	...	175	250	
30 to 40 "	22	11	15	4	12	1	1	2	3	...	208	130	
40 to 50 "	14	4	1	1	6	5	137	51	
50 to 60 "	8	2	...	1	7	2	...	2	1	...	55	14	
60 and over	1	1	1	1	8	31	11	
Age Unspecified
ALL AGES. { Males	129	...	147	...	46	5	...	14	...	51	...	3	...	11	...	652	...
{ Females	56	...	166	...	54	7	...	15	...	25	...	5	...	4	530
{ Persons	185	...	313	...	100	12	...	29	...	76	...	8	...	15	...	1,232	...

17—continued.

TABLE of DEATHS by Age, Sex and Cause in 1932—continued.

AGE.	11		12		13		14		15		16		17		18		19		20		21	
	Other Tuberculous Diseases.		Cancer, Malignant Disease.		Rheumatic Fever.		Diabetes.		Cerebral Haemorrhage.		Heart Disease.		Arterio-Sclerosis.		Bronchitis.		Pneumonia (all forms).		Other Respiratory Diseases.		Ulcer of Stomach or Duodenum.	
	Males.	Females.	Males.	Females.	Males.	Females.	Males.	Females.	Males.	Females.	Males.	Females.	Males.	Females.	Males.	Females.	Males.	Females.	Males.	Females.	Males.	Females.
Under 7 days	1	2	1	2	3	4	1
1 to 4 weeks	1	1	1	9	8
4 weeks to 6 months	1	20	12	375	296	1	1
6 months to 12 months	1	1	48	34	737	663
Total under 1 year	2	1	2	2	70	49	1,124	971	2	1
1 to 2 years	1	1	1	1	1	...	1	40	36	678	681	2	2
2 to 5 "	7	2	1	1	31	37	407	456	1	1
5 to 10 "	5	2	1	1	1	3	14	108	141	2	1
10 to 15 "	2	12	...	2	1	...	1	2	3	1	10	43	55	2
15 to 20 "	...	16	1	...	2	5	3	10	9	87	54	2	1	...	1
20 to 30 "	16	25	6	8	2	1	3	3	8	3	17	10	31	25	333	191	17	14	5	...
30 to 40 "	18	16	18	14	1	1	7	1	15	6	35	13	51	17	342	137	45	33	5	...
40 to 50 "	12	9	32	24	1	1	13	1	23	8	36	11	57	53	234	85	188	63	5	..
50 to 60 "	4	3	28	17	...	3	11	6	43	11	38	13	83	56	157	65	191	119
60 and over	2	1	34	17	2	1	16	12	39	35	44	14	5	1	78	41	124	72	152	146	1	...
Age Unspecified
ALL AGES. { Males	69	...	119	...	7	...	51	...	131	...	180	...	5	...	455	...	3,637	...	554	...	13	...
ALL AGES. { Females	...	88	...	78	...	8	...	24	...	67	...	69	...	1	...	347	...	2,908	...	381	...	1
ALL AGES. { Persons	157		197		15		75		198		249		6		802		6,545		935		17	

17—continued.

TABLE of DEATHS by Age, Sex and Cause in 1932—continued.

AGE.	22		23		24		25		26		27		28		29		30		31					
	Diarrhoea and Enteritis.		Appendicitis.		Cirrhosis of Liver.		Acute and Chronic Nephritis.		Puerperal Sepsis.		Other Accidents and Diseases of Pregnancy and Parturition		Congenital Debility and Malformation, Premature Birth.		Suicide.		Other Deaths from Violence		OTHER DEFINED DISEASES.					
	A		B		C		A		B		C		A		B		C		A		B		C	
	Plague.		Kala Azar.		Malaria.		Plague.		Kala Azar.		Malaria.		Plague.		Kala Azar.		Malaria.		Plague.		Kala Azar.		Malaria.	
	Males.	Females.	Males.	Females.	Males.	Females.	Males.	Females.	Males.	Females.	Males.	Females.	Males.	Females.	Males.	Females.	Males.	Females.	Males.	Females.	Males.	Females.	Males.	Females.
Under 7 days ...	4	802	572	3	7
1 to 4 weeks ...	21	24	424	370	1
4 weeks to 6 months ...	58	55	1	215	223	1	1
6 months to 12 months	64	64	4	1	42	37	8	1	1
Total under 1 year	147	153	5	1	1,483	1,202	6	8	1	3
1 to 2 years ...	64	60	7	5	1	2	4	2	4	4	2	1
2 to 5 ,, ...	18	23	5	9	3	3	1	1	14	9	1	2
5 to 10 ,, ...	7	9	2	1	3	3	1	16	7	1	3	1
10 to 15 ,, ...	1	1	2	2	2	...	16	7	1	1
15 to 20 ,, ...	4	3	...	3	1	6	...	4	...	27	3	5	32	15	6	2	4	3
20 to 30 ,, ...	14	13	5	2	8	...	11	12	...	26	...	73	23	11	144	31	7	7	7
30 to 40 ,, ...	25	16	6	...	7	1	13	13	...	17	...	39	23	7	166	23	12	1	10	4
40 to 50 ,, ...	25	15	1	...	9	2	22	9	...	2	...	6	5	2	77	7	4	5	3
50 to 60 ,, ...	33	11	4	...	12	4	34	13	7	3	41	12	1	1	6	3
60 and over ...	23	23	3	...	4	1	38	27	4	2	32	17	6	4
Age Unspecified..
ALI. AGES { Males ...	361	...	21	...	52	...	133	1,489	...	67	...	548	...	32	45	...
ALI. AGES { Females	306	...	5	...	24	...	91	...	49	...	145	...	1,205	...	30	...	140	...	5	31
ALI. AGES { Persons ...	667	...	26	...	76	...	224	...	49	...	145	...	2,694	...	97	...	688	...	37	76	...

TABLE of DEATHS by Age, Sex and Cause in 1932—concluded.

AGE.	31—concl'd.														32		All Causes.	
	OTHER DEFINED DISEASES—concl'd.														Causes Ill-defined or unknown.			
	C		D		E		F		G		H		K					
	Ague and Re-mittent Fever.		Relapsing Fever.		Fever not defined.		Cholera.		Dysentery.		Leprosy.		Other defined Diseases.					
Males.	Females.	Males.	Females.	Males.	Females.	Males.	Females.	Males.	Females.	Males.	Females.	Males.	Females.	Males.	Females.	Males.	Females.	
Under 7 days	1	1	3	2	1	87	67	1	...	907	658
1 to 4 weeks	1	1	6	2	60	42	...	1	523	450
4 weeks to 6 months	21	14	7	4	5	3	149	123	...	1	871	750
6 months to 12 months	30	39	7	8	8	10	157	102	3	2	1,141	998
Total under 1 year	53	55	23	16	13	14	453	334	4	4	3,442	2,856
1 to 2 years	29	28	12	12	28	21	182	187	18	18	1,117	1,118
2 to 5 "	29	32	5	3	...	1	25	27	178	153	6	6	783	842
5 to 10 "	19	27	1	4	5	8	41	35	2	2	254	285
10 to 15 "	17	32	2	2	2	3	1	...	29	40	148	220
15 to 20 "	35	68	4	3	1	...	6	5	35	90	4	2	304	418
20 to 30 "	103	185	11	3	2	2	15	15	10	3	139	354	30	13	1,227	1,321
30 to 40 "	130	120	1	6	36	12	12	4	193	235	49	10	1,479	894
40 to 50 "	114	58	4	2	1	...	17	8	11	2	187	118	46	12	1,187	562
50 to 60 "	39	23	1	...	3	3	11	8	8	3	157	80	44	19	1,027	497
60 and over	12	9	10	7	16	6	2	2	777	894	38	22	1,503	1,387
Age Unspecified
All AGES { Males	580	...	1	...	76	...	4	...	174	...	44	...	2,321	...	241	...	12,471	...
{ Females	...	637	61	...	3	...	127	...	14	...	2,520	...	108	...	10,385
{ Persons	1,217		1		137		7		301		58		4,841		349		22,856	

TABLE of DEATHS by CAUSES and

Order.	Group.	Number of	Nature of Occupation.	CAUSES OF																
				All Causes.	Tuberculosis of Respiratory System.	Cancer Malignant Disease.	Rheumatic Fever.	Gout.	Diabetes.	Alcoholism.	Plumbism (Lead Poisoning).	Disease of the Nervous system.	Valvular Disease of the Heart.	Aneurism.	Other Diseases of the Circulatory System.*	Disease of the Respiratory System.	Hernia.	Disease of the Liver.	Other Diseases of the Digestive System.*	
PRODUCTION OF RAW MATERIALS— CLASS A (I & II)																				
1	L-16		Pasture, Agriculture, Farm labourers, &c.	118	9	4	4	1	1	24	1	3	3
2	17-16		Fishing and hunting	25	3	1	1	3	1
3	19-21		Mines, metallic minerals, coal, &c., and Petroleum wells.
4	22		Quarries of hard rocks	3	1
5	23-24		Salt works, extraction of saltpetre, alum, &c.	1	1
III.—INDUSTRY.																				
6	25-27		Textiles, cotton mills, workers in cotton.	247	10	1	1	108	..	3	6
	28		Jute spinning, weaving, &c.
	29-30		Rope, twine, and string making, workers in other fibres.
	31-33		Woolen mills, blankets, carpets, &c.
	34-36		Workers in silk and hair (camel, horse, &c.)	2	1
	37		Dyeing, bleaching, calico printing, &c.	7	3	1
	38		Other textiles and millhands, weavers, &c., insufficiently described.	702	41	4	1	..	3	9	3	..	5	286	2	3	26
7	39-43		Furriers, workers in leather, bone, &c.	28	1	17
8	43-45		Sawyers, carpenters, basket makers, &c.	107	18	3	1	7	2	..	5	30	..	1	1
9	46-48		Workers in iron, makers of guns, &c.	23	..	1	16	..	1	..
	49		Workers in brass, copper and bell metal.	8	5
	50		Workers in lead, quicksilver and other metals.	15	1	1	7	1
	51		Workers in mints, die-sinkers, &c. .	5	2	1	2
10	52-57		Workers in ceramics, glass, pottery, porcelain, bricks, &c.	3	1	1
11	58		Making of matches and explosives	1	1
	59		Making of aerated waters and ice	2	1	1
	60		Making of dyes, paints and ink	1	1
	61-63		Making, refining vegetable and mineral oils.	1
	63		Making of paper, papier mache, &c.
	64		Making of soap, candles, perfumes, drugs.	5
12	65-72		Bakers, butchers, fish curers, flour-grinders, makers of other food.	33	3	1	3	2	11	1
	73-74		Brewers, distillers, toddy drawers	8	4
	75		Making of tobacco, opium and ganja.	49	7	1	1	19
13	76-79		Tailors, &c., makers of umbrellas, boots, hats and other articles of dress.	113	12	2	4	3	31	..	2	3
	80		Washing, cleaning and dyeing clothes.	80	6	2	1	41	..	3	3
	81-82		Barbers and other industries connected with the toilet.	31	1	2	1	16	2
14	83-84		Furniture, cabinet, tent-makers, carriage painters, upholsters, &c.	6	4	1	1
15	85-88		Building industries, lime burners, excavators, stone cutters, &c.	97	11	1	1	..	1	3	42	2
	89		House decorators, builders, painters, plumbers, tilers, &c.
16	90-92		Makers of vehicles, ships, aeroplanes, &c.	1	1
17	93		Gas works and electric light	29	5	6	1
	94		Printers, lithographers, engravers, &c.	45	1	3	2	16
18	95-97		Book-binders, makers of musical instruments, clocks, &c.	14	1	1	4	2
	98-100		Workers in jewellery, necklaces, toys, &c.	30	5	1	1	7	1
	101-103		Employees (not actors) in theatres, race-courses, contractors, &c.	17	1	1	5	3
	104		Sweepers, scavengers, &c.	105	13	1	30
IV.—TRANSPORT.																				
19	104		Persons (not makers) concerned with aerodromes and aeroplanes.
20	105-110		Persons employed in transport by water.	89	8	1	2	1	..	4	27	..	2	3
21	111-112		Persons employed on construction, &c., of roads and bridges.	19	1	7
	113-114		Managers and employers connected with vehicles.	39	5	2	14	1
	115-116		Bullocks, aas, etc., owners and drivers	92	6	1	1	1	1	50	2
	117		Porters and messengers	4
22	118		Railway employees (other than labourers).	65	6	2	1	3	1	..	6	15	3
	119		Labourers and coolies of railways	61	2	1	29	1
23	120		Post, Telegraph and Telephone services.	32	1	1	1	2	1	1	..	8	3

* Excluding intervening numbers in preceding columns.

OCCUPATIONS at different Age-Periods in 1932.

DEATH.					AGE PERIOD.														Death rate per 1,000 of actual workers by the Census of 1931.	Population by the Census of 1931.	
199	128-142	165-174	175-203		Under 15 years.		15-25 years.		25-35 years.		35-45 years.		45-55 years.		55-65 years.		65 years and upwards.			Actual workers.	
Bright's Disease.	Other Diseases of the Urinary System.	Strolde.	Accidents.	All other Causes.	Male.	Female.	Male.	Female.	Male.	Female.	Male.	Female.	Male.	Female.	Male.	Female.	Male.	Female.			
1	1	1	5	55	11	2	21	3	21	3	23	1	15	..	12	1	13.7	8,237	
..	1	13	2	1	6	..	6	..	3	..	3	..	5	..	10.1	2,453	
..	89	
..	2	1	1	..	1	..	136.3	22	
..	1	..	1.0	909	
..	7	111	48	21	54	23	37	14	18	1	21	2	8	1,14,950	
..	77	
..	82	
..	1	1	1	..	8.2	24	
..	3	8	1	1	2	12	
3	..	3	43	270	106	46	157	44	138	25	34	8	63	2	28	1	..	934	
..	1	9	7	..	2	..	5	..	9	..	2	..	3	..	20.6	445	
..	5	34	5	2	14	1	20	..	20	1	20	..	14	1	16.6	1,354	
..	2	3	1	..	7	..	5	..	6	..	2	..	2	..	14.8	6,418	
..	..	1	..	2	1	..	1	..	1	..	4	..	1	..	28.3	1,550	
..	3	2	3	..	2	..	4	..	4	..	1	..	1	..	11.2	382	
..	1	2	..	1	..	2	98.0	1,330	
..	1	2	4.4	51	
..	1	10.4	607	
..	1	28.1	95	
..	1	1	62.5	71	
..	65.6	16	
..	5	1	2	1	2	..	20.8	240	
1	1	1	2	7	2	..	9	..	6	..	4	..	6	..	6	..	14.3	2,290	
..	2	2	9	4	..	5	6	..	2	..	3	..	4	..	18.9	422	
..	3	16	10	4	..	2	4	..	5	..	3	..	3	..	129.9	377	
..	46	10	4	28	..	20	..	16	..	17	1	12	..	7.0	10,122	
..	1	21	3	1	16	3	19	1	20	..	12	..	4	1	14.3	5,538	
..	1	8	5	..	10	..	6	..	4	..	4	..	2	..	10.1	3,068	
..	2	..	1	..	3	5.0	1,179	
1	8	27	2	1	14	1	24	1	27	..	16	..	11	..	28.7	3,371	
..	1	1.2	771	
1	..	1	5	10	4	..	9	..	8	..	3	1	4	24.0	1,205	
3	2	16	10	..	14	..	4	..	8	..	6	..	3	..	20.7	2,171	
1	5	6	1	..	3	..	1	..	3	..	15.3	914	
2	..	2	1	10	2	..	4	..	8	..	9	..	5	..	2	..	12.9	2,316	
..	7	1	1	2	..	4	..	2	1	3	..	3	..	8.9	1,889	
1	7	44	4	3	17	7	23	6	11	7	16	2	8	1	17.5	5,996	
..	45	
..	..	1	8	32	8	..	23	..	18	..	17	..	12	..	6	..	4.2	20,996	
1	1	9	2	1	5	..	7	..	3	..	1	..	15.5	1,222	
..	4	13	18	..	5	1	8	..	4	..	3	..	443.1	88	
..	5	25	8	..	20	..	23	..	24	..	12	..	5	..	10.5	8,714	
..	2	1	2	..	1	1	0.8	4,953	
..	1	1	4	22	5	..	21	..	14	..	11	..	12	..	1	..	6.4	10,152	
1	..	1	6	21	4	1	22	2	17	..	9	..	4	1	1	..	19.1	3,192	
1	2	10	3	..	7	1	4	..	11	..	5	23.4	1,366	

TABLE of DEATHS by CAUSES and

		CAUSES OF																		
Number of	Order.	Groups.	Nature of Occupation.	1-205	31	43-40	51	52 (3)	57	66	67 (1)	70-85	90 (1-4)	91A.	87-89*	97-107	118	130-134	108-127*	
				All Causes.	Tuberculosis of Respiratory System.	Cancer Malignant Disease.	Rheumatic Fever.	Gout.	Diabetes.	Alcoholism.	Plumbism (Lead Poisoning).	Disease of the Nervous System.	Valvular Disease of the Heart.	Aneurism.	Other Diseases of the Circulatory System.*	Disease of the Respiratory System.	Hernia.	Disease of the Liver	Other Diseases of the Digestive System.*	
V.—TRADE.																				
24-25		191-123	Bank managers, money lenders, brokers, agents, &c., and employees.	115	8	6	2	5	1	..	7	28	..	2	3	
26-31		123-123	Traders (not makers) in various wares.	121	7	2	1	7	1	..	8	38	1	1	4	
82		129-130	Venders of wine, liquors, aerated waters, hotel managers and servants.	136	12	3	1	9	..	1	7	37	..	5	8	
38		181-189	Dealers in food-stuffs, fish, milk, oil, sugar, &c.	241	11	3	1	5	5	90	..	6	4	
24-36		143-143	Trade in clothing, toilet, furniture, building materials.	60	2	3	1	25	4	
87		144-146	Trade in means of transport, hirers of horses, &c.	10	1	3	
38		147	Dealers in firewood, charcoal and other fuel.	23	1	1	9	2	
39		148-160	Dealers in jewellery, bangles, books, stationery, &c.	26	3	1	7	1	
40		151	Dealers in rags, rable refuse, &c.	3	3	8	1	5	
		152-153	Store and shopkeepers not defined, pedlars and hawkers.	269	25	3	3	..	1	8	1	..	1	93	2	8	5	
		154	All other Trades	35	2	1	1	1	12	2	
VI.—PUBLIC FORCE.																				
41		155-156	Army	6	1	1	1	
42		157	Navy	1	1	
43		158	Air Force	
44		159-160	Police and village watchmen	52	7	2	2	10	..	1	2	
VII.—PUBLIC ADMINISTRATION.																				
45		161-164	Service of the State, Indian, Foreign and Municipal not assigned to any other group.	18	..	2	1	1	4	
VIII.—PROFESSIONS AND LIBERAL ARTS.																				
46		165	Priests, ministers, &c.	41	..	1	1	3	1	9	..	1	5	
		166	Religious mendicants, inmates of monasteries, &c.	40	7	1	1	1	10	3	
		167-168	Churoli and mission, temple, burial or burning ground service.	15	..	1	1	2	5	
47		169-170	Lawyers, all kinds and their clerks	18	2	3	3	3	2	
48		171	Medical practitioners, all kinds of veterinary surgeons, dentists.	23	3	1	1	1	3	5	2	
		172	Midwives, vaccinators, compounders, nurses.	9	..	2	1	1	
49		173-174	Professors, teachers and educational clerks.	33	3	2	3	8	
50		175-179	Scribes, architects, authors, editors, music composers, &c.	52	6	1	1	1	2	..	5	6	..	4	2	
IX.—PERSONS LIVING PRINCIPALLY ON THEIR INCOME.																				
51		180	Persons living on rent, watans, pensions, &c.	164	2	10	4	15	1	..	8	30	1	1	2	
X.—DOMESTIC SERVICE.																				
52		181-183	Cooks, doorkeepers, grooms, motor drivers, &c.	518	37	8	1	..	3	12	4	..	6	102	..	4	14	
XI.—INSUFFICIENTLY DESCRIBED OCCUPATIONS.																				
53		184	Manufacturers, businessmen unspecified.	35	2	1	1	4	1	..	2	11	1	
		185	Cashiers, accountants, clerks otherwise unspecified.	200	22	8	5	7	2	..	7	47	1	8	4	
		186	Mechanics otherwise unspecified	73	9	1	2	28	3	
		187	Labourers and workmen otherwise unspecified.	680	79	5	1	15	..	2	11	266	..	6	20	
XII.—UNPRODUCTIVE.																				
54		188	Inmates of jails, asylums, hospitals and almshouses.	9	3	
55		189	Beggars and vagrants	163	23	1	4	1	..	2	48	8	
		190	Procurers and prostitutes	3	
		191	Earners who refused to return their occupations.	
			Other unclassified unproductive occupation.	
			Children and others following no occupation.	17,506	781	106	12	..	62	758	40	9	91	6,486	12	100	679	
TOTAL				22,856	1,282	197	15	..	75	965	66	16	250	8,282	21	160	846	

* Excluding intervening numbers in preceding columns.

—concluded.

OCCUPATIONS at different Age-Periods in 1932—concluded.

DEATH.					AGE PERIOD.														Death rate per 1,000 for actual workers by the Census of 1931.	Population by the Census of 1931.
129	138-143	166-174	175-303	All other Causes.	Under 15 years.		15—25 years.		25—35 years.		35—45 years.		45—55 years.		55—65 years.		65 years and upwards.			
Bright's Disease.	Other Diseases of the Urinary System.	Suicide.	Accidents.		Male.	Female.	Male.	Female.	Male.	Female.	Male.	Female.	Male.	Female.	Male.	Female.	Male.	Female.		
4	..	1	12	41	8	..	22	..	19	1	28	..	22	..	20	..	13.4	8,523
7	1	1	1	41	5	..	19	..	24	..	30	..	20	..	25	..	48.0	2,516
2	..	2	11	43	28	1	84	3	21	3	35	..	12	..	9	..	13.3	10,183
1	1	2	10	96	15	6	62	7	46	2	30	8	29	12	28	6	19.2	12,549
2	1	22	8	..	9	..	11	..	11	..	13	..	18	..	21.7	3,160
..	6	1	..	5	..	1	..	2	..	1	..	26.0	384
..	..	1	1	8	1	..	7	1	7	..	2	1	3	..	2	..	48.2	532
2	..	1	2	9	4	1	3	..	4	..	5	..	6	..	8	..	26.8	970
9	1	5	18	86	27	1	61	4	60	5	42	1	50	8	24	1	200.0	15
1	1	14	5	..	8	..	13	..	5	..	2	..	2	..	5.9	45,823
..	..	1	..	2	3	..	3	..	1	1.9	3,058
..	1	1.4	874
..	5	14	5	..	17	..	17	..	7	..	4	..	2	16
..	9.8	5,200
1	1	8	1	..	5	..	9	..	2	..	1	..	0.5	32,364
3	17	3	..	4	..	7	..	15	..	12	..	25.4	1,155
..	3	14	6	..	8	..	15	1	3	..	6	1	47.8	836
1	1	4	1	1	4	..	5	..	4	..	18.6	804
..	1	1	..	5	1	..	3	..	2	..	7	..	5	..	10.8	1,731
1	6	1	..	2	..	9	..	8	..	8	..	11.0	2,080
..	5	1	1	..	1	..	1	2	2	1	5.8	1,684
2	2	13	1	..	6	1	7	2	8	1	1	..	6	..	8.8	3,937
2	1	1	1	19	2	2	8	3	9	..	7	..	13	..	8	..	6.7	7,749
4	1	1	8	81	7	3	6	..	13	1	46	7	79	2	88.4	1,854
5	3	1	9	109	..	1	75	12	53	22	43	12	17	15	17	18	7.8	40,219
..	..	2	2	8	4	..	4	..	8	..	7	..	7	..	5	..	5.2	6,680
..	..	4	11	69	16	..	58	..	36	..	55	1	30	..	9	..	8.8	59,424
7	3	4	..	69	16	..	58	..	36	..	55	1	30	..	9	..	14.6	4,925
1	..	1	8	25	11	..	18	..	17	..	16	..	8	..	8	7	10.9	61,866
10	4	8	55	203	70	17	169	24	177	10	91	7	71	..	80	7
..	6	2	..	3	..	2	..	1	1	..	43.2	208
..	3	1	16	5	22	5	39	5	28	8	22	14	32.5	5,104
2	1	2	2	1	2.6	1,150
..	3,116
..	863
114	85	51	373	7,323	5,744	5,325	209	941	362	980	310	581	581	518	237	589	450	909	23.2	6,95,341
202	105	97	688	9,719	5,744	5,326	816	1,059	1,476	1,114	1,378	627	1,175	592	929	654	953	963	19.7	11,61,383

TABLE of VACCINATION OPERATIONS performed in the City of Bombay in the year 1932.

Ward.	SECTION.	Estimated Population in the middle of the year.	Number of Depots in each District.	Number of Vaccinators in each District.	Primary Vaccinations.										Percentage of successful primary vaccinations whose results were known.	Total Number of Re-vaccinations.	Persons successfully vaccinated per 1,000 of population.	Average annual number of persons successfully vaccinated during the last 5 years.		Average annual number of deaths from Small-pox during the preceding 5 years.				
					Number of persons Vaccinated (including Primary and Re-vaccinations)			Total.			Successful.							Number.	Ratio per 1,000 of population.	Number.	Ratio per 1,000 of population.			
					Males.	Females.	Total.	Males.	Females.	Total.	Under one year.	Between one and six years.	6 years and above.	Total.								Unknown		
1	2	3	4	5	6	7	8	9	10	11	12	13	14	15	16	17	18	19	20	21	22	23		
A	Upper Colaba ...	488	1	1	284	250	534	226	211	437	317	96	1	414	23	100.0	97	20.3	355	14.9	8	0.87		
	Middle and Lower Colaba ...	19,954			672	410	1,082	326	331	657	490	150	1	641	16	100.0	425	21.8	582	15.1	26	0.67		
	Fort, South ...	3,495			1	1	3,202	1,793	4,995	118	112	230	165	58	...	223	7	100.0	4,765	15.7	178	11.5	11	0.71
	Fort, North ...	25,832																						
Esplanade ...	14,303																							
B	Mandvi ...	41,706	1	1	203	184	387	186	174	362	234	111	...	345	16	99.71	25	8.3	882	9.2	21	0.50		
	Chukla ...	18,037			216	216	432	212	212	424	308	106	...	413	10	99.76	8	22.9	398	17.4	6	0.80		
	Umarkhadi ...	41,594			762	693	1,455	532	545	1,077	725	315	4	1,044	32	99.90	378	25.1	909	19.0	20	0.48		
	Dongri ...	13,028			833	243	1,076	183	167	356	297	54	...	351	8	99.72	721	26.9	339	16.5	5	0.24		
C	Market ...	38,651	1	1	458	356	814	332	317	649	412	212	5	629	19	99.84	165	16.3	519	13.7	23	0.66		
	Dhobi Talao ...	44,372			1,003	712	1,715	459	452	911	545	346	8	899	11	99.88	804	20.3	719	18.4	47	1.06		
	Fanaswadi ...	32,077			864	361	1,225	323	335	658	426	199	4	629	28	99.84	67	19.6	491	15.6	30	0.95		
	Bhuleshwar ...	35,106			826	328	1,154	307	324	631	399	254	4	597	38	99.83	33	17.0	511	14.9	30	0.87		
	Khara Talao ...	23,243			815	421	1,236	297	416	713	404	300	...	704	9	100.0	23	30.8	398	16.4	14	0.61		
	Kumbharwada ...	32,027			824	307	1,131	301	297	598	385	184	...	569	28	99.82	33	17.8	434	12.4	31	0.91		
D	Khetwadi ...	89,307	1	1	574	552	1,126	465	487	952	598	314	3	910	41	99.89	174	23.1	753	17.1	29	0.68		
	Girgaum ...	38,736			509	493	1,002	469	454	923	574	309	6	889	33	99.88	79	22.9	875	22.5	27	0.69		
	Choupati ...	16,197			205	177	382	175	168	343	218	98	8	819	19	100.0	44	19.7	328	20.7	8	0.50		
	Walkeshwar ...	22,734			210	208	418	158	176	334	246	72	...	318	16	100.0	84	14.0	259	11.5	4	0.22		
Mahalakshmi ...	36,569	465	438	903	432	408	840	529	278	...	807	32	99.88	63	22.1	635	14.2	21	0.58					
E	Mazagon ...	43,153	2	1	429	454	883	385	405	790	438	277	...	765	24	99.87	93	17.7	483	11.9	36	0.91		
	Tarwadi ...	40,338			657	461	1,118	305	345	650	462	144	3	609	41	100.0	468	15.1	619	12.9	29	0.70		
	2nd Nagpada ...	21,032			191	173	364	186	169	355	237	91	2	330	24	99.70	9	15.7	305	12.68	23	1.08		
	Kamathipura ...	37,571			444	548	992	393	425	818	534	236	2	762	55	99.87	174	20.3	493	10.1	55	1.46		
	Tardeo ...	31,748			357	373	730	328	346	674	512	117	5	634	39	99.84	56	20.0	565	16.5	27	0.78		
	Byculla ...	91,985			1,094	895	1,989	663	738	1,396	910	364	7	1,281	114	99.92	593	13.9	1,059	10.6	33	0.90		
1st Nagpada ...	7,223	188	119	307	88	93	181	130	40	...	170	10	94.44	126	23.5	151	18.1	4	0.48					
F	Parel ...	63,560	2	2	917	842	1,759	601	682	1,283	772	347	3	1,122	160	99.91	476	17.6	867	12.6	38	0.59		
	Sewri ...	26,756			237	311	548	266	279	545	412	1	514	30	99.81	53	19.2	426	12.4	16	0.49			
	Slon ...	69,198			1,241	921	2,162	796	781	1,577	1,088	358	...	1,446	180	99.93	585	20.9	1,248	17.4	32	0.47		
G	Mahim ...	49,244	3	1	1,273	1,188	2,461	1,033	975	2,008	1,336	577	2	1,915	92	99.95	453	38.9	1,656	28.4	39	0.79		
	Worli ...	114,531			1,329	1,080	2,409	1,035	961	1,996	1,335	543	3	1,881	114	99.95	418		1,511	11.0	110	0.96		
G	Harbour, Docks, Railway, Homeless ...	27,590	3	1	966	414	1,380	212	209	421	123	39	...	102	259	100.0	959		198	5.2	4	0.13		
	Total ...	1,161,383			21	9	20,357	15,862	36,219	11,777	11,986	23,783	15,546	6,679	67	22,222	1,468	99.90	12,436	19.2	18,641	14.2	867	0.73

RETURN OF VACCINATION BY THE SUPERINTENDENT OF VACCINATION, BOMBAY, FOR THE YEAR 1932.

Public Vaccine Station.	PRIMARY VACCINATIONS.																							RE-VACCINATIONS.																								
	SEX.			CASTE.					AGE.					RESULT.										SEX.		RESULTS.																						
	Male.	Female.	Total.	Christians.	Hindus.	Mussalmans.	Parsees.	Other Castes.	Under 6 months.	6 to 12 months.	Total under 1 year.	1 to 6 years.	6 years and upwards.	Under 1 year.			1 to 6 years.			6 years and upwards.			Total results.				Male.	Female.	Unknown.	Total.																		
														Successful.	Unsuccessful.	Unknown.	Successful.	Unsuccessful.	Unknown.	Successful.	Unsuccessful.	Unknown.	Successful.	Unsuccessful.	Unknown.	Total.																						
1932.																																																
January ...	1,603	1,584	3,187	160	2,035	416	158	418	739	1,457	2,196	985	6	2,088	...	108	933	1	51	6	3,027	1	159	3,187	307	114	421	421																		
February ...	1,833	1,768	3,601	306	2,102	535	145	453	985	1,586	2,571	1,016	14	2,424	2	145	934	3	79	8	...	6	3,366	5	230	3,601	1,769	1,190	2,959	2,959																		
March ...	1,435	1,379	2,814	197	1,561	653	97	306	840	1,141	1,981	822	11	1,558	...	123	774	...	48	8	...	3	2,640	...	174	2,814	1,980	902	2,882	2,882																		
April ...	686	705	1,391	123	839	166	18	245	371	607	978	404	9	919	3	56	369	1	34	9	1,297	4	90	1,391	476	226	702	702																		
May ...	240	232	492	65	221	25	2	179	144	200	344	146	2	274	...	70	112	...	34	1	..	1	387	...	105	492	876	172	1,048	1,048																		
June ...	360	362	722	53	457	20	24	166	170	373	543	176	3	524	..	19	163	..	13	3	690	...	32	722	229	45	274	274																		
July ...	592	624	1,216	61	892	68	37	158	235	666	901	315	...	877	1	23	302	...	13	1,179	1	38	1,216	414	115	529	529																		
August ...	609	682	1,291	87	885	113	31	175	208	778	986	303	2	951	1	34	281	2	20	2	1,234	3	54	1,291	196	56	252	252																		
September...	484	545	1,029	54	530	153	31	261	193	536	729	298	2	692	...	37	280	3	15	2	974	3	52	1,029	237	45	282	282																		
October ...	529	556	1,085	85	575	154	16	255	198	559	757	321	7	716	...	41	303	2	16	7	1,026	2	57	1,085	179	35	214	214																		
November...	1,285	1,336	2,621	147	1,542	483	82	367	469	1,320	1,789	825	7	1,712	1	76	777	1	47	7	2,496	2	123	2,621	369	183	552	552																		
December ..	2,141	2,193	4,334	160	2,874	676	160	464	916	1,808	2,724	1,594	16	2,511	1	212	1,451	1	142	14	..	2	3,976	2	356	4,334	1,528	793	2,321	2,821																		
	11,797	11,986	23,783	1,500	14,573	3,462	801	3,447	5,468	11,031	16,499	7,205	79	16,546	9	944	6,679	14	512	67	...	12	22,292	23	1,468	23,783	8,560	3,876	12,436	12,436																		
Grand Total	23,783			23,783					16,499					23,783					16,499					7,205					79					23,783					12,436					12,436				

N. B.—The statement includes the number of vaccinations performed by Private Medical Practitioners.

TABLE of Births registered and of Vaccinations under one year of age performed in the year 1932.

Ward.	SECTIONS.	Total number of births exclusive of still-born.	Deaths under one year.	Number of Infants surviving.	Number of Infants vaccinated under one year.	Percentage of vaccinations to births registered.
A	Upper Colaba	100	15	85	330	64.2
	Middle and Lower Colaba	414	74	340		
	Fort, Southern	57	6	51	593	76.2
	Fort, Northern	721	141	580		
	Esplanade	503	67	436	271	62.1
B	Mandvi	583	129	454	344	75.8
	Chuckla	419	74	345	315	91.3
	Umarchadi	1,272	230	1,042	747	71.7
	Dongri	371	71	300	298	99.3
C	Market	703	140	563	418	74.2
	Dhobi Talao	933	179	754	605	88.2
	Fanaswadi	811	144	667	542	81.2
	Bhuleshwar	710	181	529	458	86.6
	Khara Talao	603	123	481	309	64.2
	Kambharwada	688	170	493	403	80.9
D	Khetwadi	1,137	198	939	622	66.2
	Girgaum	1,031	193	833	596	71.5
	Chowpati	430	54	376	233	62.0
	Walkeshwar	435	59	376	258	68.6
	Mahalakeshmi	851	169	682	548	80.3
E	Mazagon	847	240	607	398	65.6
	Tarwadi	1,359	313	1,046	435	47.3
	Second Nagpada	444	97	347	254	73.2
	Kamathipura	735	202	533	472	88.5
	Tardeo	904	198	706	541	76.6
	Byculla	1,914	648	1,266	892	70.4
F	First Nagpada	203	31	172	138	80.2
	Parel	1,915	313	1,599	759	47.5
	Sewri	661	159	502	439	87.4
	Sion	2,053	459	1,594	1,175	73.7
G	Mahim	1,689	348	1,341	1,336	103.3
	Worli	3,418	829	2,582	1,310	61.8
Harbour, Docks, Railways and Unknown		...	87	..	290	
Total		28,894	6,298	22,596	18,499	73.0

SUMMARY of Sanitary Inspections made and Sanitary Improvements secured by the S. M. Is., J. M. Is. and Medical Assistants in 1932.

	No. of Inspections, etc., by	
	S. M. Is. and J. M. Is.	Medical Assistants.
<i>A—Nature of Inspection or premises visited—</i>		
1. Dwelling Houses	13,923	24,145
2. Milch Cattle Stables	3,654	4,378
3. Other Stables	1,513	3,371
4. Dairies and Milkshops	4,985	3,297
5. Eating Houses	6,966	12,655
6. Markets
7. Other premises where food is sold	1,552	1,553
8. Aerated Water Works	119	71
9. Other Workshops and Factories	4,826	7,664
10. Accumulations of Refuse	2,912	4,784
11. Building Works
12. Drains and Fittings	15,142	23,816
13. Other Inspections and Inquiries	7,806	26,168
Total No. of Inspections ..	63,398	111,902
<i>B—Works, etc., completed—</i>		
1. Dwellings—		
(a) Limewashed	819	1,187
(b) Water supply provided	9	12
(c) Overcrowding abated	13	12
(d) Insanitary dwellings evacuated	376	422
2. Stables—		
(a) Paved and drained	236	91
(b) Cleaned and refuse removed	508	601
(c) License cancelled	1	..
3. Eating Houses, Dairies, etc.—		
(a) Regulations enforced	910	1,012
(b) Licenses cancelled	2	2
4. Factories and Workshops—		
Limewashing, etc., carried out	145	122
5. Drains, etc., repaired	3,631	4,641
6. Privies abolished	585	740
7. New W.Cs. provided	743	943
8. Accumulation of Refuse removed	980	1,343
9. Other Works completed	1,533	1,286
Total Sanitary Work completed ..	10,491	12,414

Meteorological Data (Government Observatory, Colaba), Latitude 18°-53'-36" North, Longitude 72°-48'-56" East.

Months.	WIND.		TEMPERATURE.						HUMIDITY AT 8 HOURS.		RAINFALL.						
	Direc- tion.	Mean Velocity in Miles per hour.	Mean Maxi- mum Temper- ature.	Depar- ture from Normal.	Highest in Month.	Mean Mini- mum Temper- ature.	Depar- ture from Normal.	Lowest in Month.	Mean.	Depar- ture from Normal.	Total in the Month.	Depar- ture from Normal.	Heaviest fall in- one day.		Minimum fall in one day.		Numbers o rainy days.
													Inches.	Date.	Inches.	Date.	
1932.			o	o	o	o	o	o	%	%	Inches.	Inches.					
January ...	N.N. E.	5.2	88.3	+5.4	93.4	69.3	+2.9	67.3	69	+1	0.00	-0.09
February ...	N.	6.4	84.6	+1.8	93.4	69.2	+2.2	64.0	65	-3	0.00	-0.06
March ...	N.	7.2	88.6	+2.9	96.0	78.5	+1.9	70.0	69	-3	0.00	-0.04
April ...	N. W.	7.2	89.5	+1.1	93.6	77.4	+1.6	74.6	73	-1	0.00	-0.04
May ...	W. N. W.	6.6	92.2	+1.5	95.0	80.1	+0.9	77.0	74	..	0.57	-0.11	0.37	21st	0.20	22nd	2
June ...	W.	6.9	90.2	+2.0	94.1	79.3	+1.0	73.1	77	-4	10.64	-9.04	2.51	22nd	0.03	30th	19
July ...	W.	9.1	85.3	+0.1	90.1	76.9	+0.6	73.1	86	+1	35.47	+11.52	4.75	10th	0.05	1st	30
August ...	W. N. W.	6.9	86.5	+1.7	90.3	77.3	+1.6	74.5	83	-1	6.77	-6.44	1.90	7th	0.01	13th	22
September ...	W. N. W.	6.7	87.4	+2.4	91.7	77.4	+2.1	73.5	82	-1	11.13	+0.84	5.62	4th	0.01	9th	21
October ...	N. E.	5.1	90.4	+1.8	95.2	78.2	+3.0	73.1	79	+1	9.01	+6.95	2.81	25th	0.01	18th	11
November ...	N. E.	5.2	90.4	+1.4	94.7	74.3	+2.2	69.7	68	-2	0.07	-0.32	0.07	28th	0.07	28th	1
December ...	N. E.	5.8	87.4	+1.0	92.8	70.1	+1.6	63.8	68	..	0.00	-0.05

INDEX.

	PAGE
Administration and Divisions of the City	38
Adulteration of Food	40
Analyst, Municipal, Annual Report of	56
Appendix—Supplementary Reports and Tables	43
Area and Population	2
Arthur Road Hospital—Annual Report	45
Basket Privies	41
Births and Birth-rates	2
„ by Months	3
„ „ Races	3
Causes of Deaths	4
Certificates of the Cause of Death	4
Cholera	21
Conservancy	38
Consumption	21
Deaths and Death-rate	3
„ by Months	6
„ „ Occupation	7
„ „ Sections	7
„ „ Sex and Age	3
„ —Causes of	4
„ from Principal Causes	5
Disinfection	36
Dispensaries—Municipal	37
Dogs—Destruction of	39
Epidemic Diseases	19
Food—Seizure of and Adulteration	40
Hospitals—Isolation	45 & 52
Housing	41
Infant Mortality	7
Infant Mortality—Prevention of	11
Infant Welfare Centres	16
Infectious Diseases	19
Influenza	21
Legal Proceedings	40
Malaria, Ague and Remittent Fevers	24
Malaria—Anti-Malarial Work	24
Maratha Hospital—Annual Report	52
Maternal Mortality	16
Maternity Homes	13
Medical Relief	37
Meteorology of 1931.. .. .	16
Midwives—Municipal	11
Milk—Adulteration of	39

	PAGE
Milk Supply	39
Notice under Municipal Act	40
Notification of Infectious Diseases	19
Nurses—Municipal	11
Phthisis	21
Plague	19
Population	2
Prosecution	40
Review of the year	1
Sanitary Inspection	41
Small-pox	20
Still-births	3
Tuberculosis	21
Vaccination	21
Vaccination—Report of the Superintendent	65
Venereal Diseases	34
Water Supply	41