


ADMINISTRATION REPORT
OF THE
MUNICIPAL COMMISSIONER
FOR THE
CITY OF BOMBAY
FOR THE YEAR 1930-31.

BOMBAY:
THE TIMES OF INDIA PRESS.

1931



ADMINISTRATION REPORT
OF THE
MUNICIPAL COMMISSIONER
FOR THE
CITY OF BOMBAY
FOR THE YEAR 1930-31.



BOMBAY:
THE TIMES OF INDIA PRESS.

CONTENTS.

PART I.

	PAGES	
STANDING COMMITTEE'S "REVIEW" OF THE REPORT.....	i to xiv	
COMMISSIONER'S REPORT.....	1-19	
ACCOMPANIMENTS.		
1. FINANCIAL ... Report of the Chief Accountant, with Appendices ...	21-146	
2. REVENUE ...	Report of the Assessor and Collector... .. 147-157	
	Report of the Town Duty Officer 159-161	
3. PUBLIC WORKS ...	Report of the City Engineer 163-204	
	<i>Architectural</i> :—	
	Repairs to Municipal Buildings and Plague Measures 163-164	
	Municipal Building Construction 164	
	<i>Buildings</i> :—	
	Private Building Construction (including set-backs) 167-172	
	<i>Land Acquisition and Management</i> :—	
	Schemes—Overbridges, Roads, &c. 173-179	
	<i>Mechanical</i> :—	
	Workshops 180-181	
	Pumping and Compressor Stations 181-183	
	Inspection of Factories 183-184	
	<i>Works</i> :—	
	(i) <i>Construction</i> :—	
	Roads and Drains (New Works) 184-188	
Crushers and Asphalt Plant 188-191		
Improvement of Private Streets 191-192		
(ii) <i>Maintenance</i> :—		
Repairs to Drains and Sewers 192-194		
Do. to Roads... .. 195-196		
Footpaths 197-198		
Tramways 200		
Public Lighting 200-202		
Disposal of Town Refuse 202-204		
4. WATER WORKS ... Report of the Hydraulic Engineer 205-212		
5. FIRE BRIGADE ... Report of the Chief Officer 213-218		
6. GARDENS... .. Report of the Superintendent 219-226		
7. VICTORIA AND ALBERT MUSEUM. Report of the Curator 227-230		
8. GENERAL STORES... Report of the Storekeeper 231-234		
9. LICENSES Report of the Superintendent 235-241		
10. MARKETS... .. Report of the Superintendent 243-248		
11. K. E. M. HOSPITAL & G. S. M. COLLEGE. Report of the Dean 249-281		
12. EDUCATION ... Report of the Schools Committee 283-371		
13. AUDIT Auditor's Reports 373-401		

PART II.

14. PUBLIC HEALTH...	Health Officer's Report 1-13
	Report of the Medical Officer-in-Charge, Arthur Road Hospital 17-53
	Report of the Medical Officer-in-Charge, Maratha Hospital 54-56
	Report of the Municipal Analyst 57-66
	Report of the Superintendent of Vaccination 67-68
	Vital Statistics of Health Officer's Report 69-108
	Summary of Sanitary Inspections 109
	Table showing Meteorological Data 110

Review by the Standing Committee of the Administration Report of the Municipal Commissioner for the City of Bombay for the Year 1930-31.

Corporation and Standing Committee.

Mr. Hooseinbhoy A. Lalljee was the President of the Corporation and Mr. A. R. Dimtinkar was the Chairman of the Standing Committee.

2. 109 meetings were held by the Corporation and 75 by the Standing Committee, as against 133 and 75 held in the preceding year. There were 45 meetings of the Sub-Committees of the Standing Committee during the year as against 51 in the previous year. There were besides 185 meetings of the Committees of the Corporation and 84 of their Sub-Committees as against 238 and 130 respectively in the preceding year.

Commissioner.

3. Mr. A. R. Dalal, M.A., I.C.S., held the office of the Municipal Commissioner.

Financial.

INCOME.

4. The estimated income for the year was Rs. 3,31,91,710, but the actual income fell short by Rs. 11,45,038. The main decreases were under (1) General Tax, (Rs. 3,18,000) on account of less receipts from the public, (Rs. 3,05,000) due to reduction in valuations and (Rs. 4,03,000) from the mills due to dispute in settlement of valuations, counterbalanced by increased receipts of Rs. 3,63,000 from the G. I. P. Railway on account of arrears of tax due for 1929-30, (2) Cotton Import Duty (Rs. 85,000) due to depression in cotton trade, (3) Water Tax (Rs. 1,99,000), (4) Halalkhore Tax (Rs. 1,34,000) and (5) Buildings, Land Acquisition and Management (Rs. 4,66,000) chiefly due to unfavourable economic conditions. These decreases were set off by increases under Town Duties (Rs. 1,60,000) due to more imports of sugar and less refunds and under Interest and Profit on Investments (Rs. 66,000) on account of interest realized on larger balances in hand.

EXPENDITURE.

5. The estimated expenditure for the year was Rs. 3,37,45,711, whereas the actual expenditure amounted to Rs. 3,26,47,552. The Budget grants of Rs. 3,37,45,711 were supplemented by the unexpended grants of previous years by Rs. 4,96,596 and additional grants of Rs. 3,60,080. The total available funds amounted thus to Rs. 3,46,02,387, out of which Rs. 3,26,47,552 were spent during the year and grants to the extent of Rs. 6,17,635 were proposed to be renewed for expenditure in the following year, leaving Rs. 13,37,200 as savings at the end

of the year. The expenditure during the year shows a decrease over the previous year's expenditure by Rs. 3,53,277. If the commission paid for the collection of Town Duties which has been shown as a deduction from receipts but which was included in the actual expenditure for 1929-30 was included in the actual expenditure for 1930-31 also, the decrease in expenditure as compared with the actuals for 1929-30 would be Rs. 2.66 lakhs and not Rs. 3.53 lakhs as stated above. The decrease was due to the normal requirements of the administration being less than those of the previous year. The net deficit at the close of the year was Rs. 6,00,880.

LAPSED GRANTS.

6. From the total sanctioned expenditure the balance left unspent was Rs. 13,37,200 as against the preceding year's balance of Rs. 12,12,991. The total lapsed grants required to be renewed during the year 1931-32 were Rs. 6,17,635 against Rs. 4,99,110 during the previous year. This amount is made up of Rs. 1,38,697 in respect of interest, etc., charges on Municipal debentures due but not paid up to the end of the year and the balance of Rs. 4,78,938 is intended for meeting liabilities incurred and to be incurred. The Committee are glad to note that it has been brought to the notice of the heads of departments that grants will not be renewed except in special circumstances. The Budget transfers decreased from Rs. 5,61,753 in 1928-29 to Rs. 3,46,266 in 1929-30 and to Rs. 2,16,824 in the year under review which is noted with satisfaction.

CAPITAL WORKS.

7. The expenditure on Capital Works and the provision made therefor showed a sharp contrast as in years before. The Budgetted expenditure in respect of Loan Works was Rs. 30,65,638 exclusive of amounts on account of subvention. In the revised estimates this amount was cut down to Rs. 24,05,724 and at the close of the year the amount actually spent exclusive of subventions was Rs. 14,16,223. The percentage by which the actuals fell short of the Budget estimates was 53 and of the revised estimates 41. This percentage is unfortunately on the increase in spite of comments made from time to time by the Chief Accountant and the Standing Committee. In fact while the revised estimates were submitted the Heads of Departments had asked for a provision of Rs. 35,65,000 which the Commissioner cut down to Rs. 25,84,815. This amount was increased by the Standing Committee and the Corporation to Rs. 29,71,324. If the disparity is calculated on the original demands made by the Departments at the time of framing the Revised Estimates it will be found to be more than 41 per cent. The Chief Accountant rightly points out that in addition to the waste of money involved in borrowing in excess of what is really required, the cost of establishment becomes comparatively heavy when the staff which is expected to carry out works of the value of Rs. 24.06 lakhs carries out works of the value of Rs. 14.16 lakhs only.

LOAN LIABILITIES.

8. The total outstanding debt which stood at Rs. 18,09,63,341 at the beginning of the year was reduced to Rs. 17,94,36,065 at the end of the year. In the Budget for 1930-31, it was proposed to raise a loan of Rs. 60 lakhs, but the loans actually raised amounted to Rs. 40 lakhs of which Rs. 30,57,500 were from the public, the balance of Rs. 9,42,500 being reserved by the Municipality for the investment of surplus moneys. An amount of Rs. 55,27,275 was repaid. Out of the debt mentioned above, borrowings from Government amounted to Rs. 9,23,27,565 and those from the public Rs. 8,71,08,500. Against this liability the Sinking Fund amounted to Rs. 2,99,94,137. From paragraph 21 of the

Chief Accountant's Report, it will be seen that out of the total debt liability, the General Services account for Rs. 9,56,49,462 and the self-supporting services like Water Works, Markets and Slaughter Houses account for Rs. 8,37,86,603.

GENERAL.

9. The incidence of taxation per head calculated on the basis of the census of 1931 comes to Rs. 24-1-2 and calculated on the same basis, the previous year's incidence would have come to Rs. 24-9-2. The rateable value per head of population increased from Rs. 99-14-5 to Rs. 116-10-4 and the net debt per head also increased from Rs. 112-3-1 to Rs. 128-8-3. As was pointed out in the preceding year's review, the high taxation is compensated for by the steady improvement in the public health and sanitation and the number and kinds of amenities provided.

Assessment and Collection.

10. The rateable value of properties in the City increased from Rs. 13,31,79,886 to Rs. 13,50,26,397 during the year under review. The rates of taxation were the same as in the preceding year. The total net demand in respect of property and wheel taxes was Rs. 2,73,68,007 of which Rs. 2,40,02,205 were collected, leaving a balance of Rs. 33,65,802 to be collected. Of these, Rs. 5,51,058 (including a balance of Rs. 5,18,023 for the year 1930-31) were due from Government, Rs. 16,68,098 from the Mills and Rs. 10,21,018 from other rate-payers. Since 1929-30 Government have been paying their contributions in lieu of General Tax in arrears; hence the amount of Rs. 5,18,023 due from them for 1930-31 was not received till April 1931. In their review of the Administration Report of the preceding year, the Standing Committee had observed, that a prominent feature of the outstandings of that year was that nearly 60 per cent. of them were connected with disputes which had been either settled or were awaiting settlement and had expressed a hope that once those disputes were closed, the outstandings would diminish if not disappear altogether. These hopes have not been realized as the year under review was one of exceptional difficulty. There was an acute depression in trade and industry and the resultant unemployment was responsible for large arrears of rent in respect of properties tenanted by the poor and lower middle classes and many rate-payers were therefore compelled to postpone payment of property taxes. As regards the arrears from Mills it may be pointed out that arrangements to arrive at an amicable settlement in respect of revised valuations having failed twice, investigations of complaints were resumed in December 1930 and were completed about the end of February 1931. The revised valuations have been confirmed in all cases and appeals under Section 217 of the Municipal Act have been filed before the Chief Judge of the Small Causes Court. In regard to the General and Halalkhore Taxes for 1930-31 an arrangement has been arrived at with the Mill-owners' Association that payments should be made on the basis of the old valuation of 1929-30 pending the decisions of the appeals filed. According to this arrangement 58 Mills paid the taxes upto 18th July 1931.

11. Arrears of property taxes amounting to Rs. 5,20,981 outstanding against the G. I. P. Railway Administration were received at the beginning of the year under review as a result of representations made by the Commissioner to the Government of India. At the instance of the Railway Board, Government suggested that instead of levying water charges by meter measurement and Halalkhore Tax on valuations, the levy should be on a contract basis under Section 135 (4) of the Indian Railways Act. The adoption of these suggestions would cause great difficulties to the Municipality and they were brought to the notice of the Agent, G. I. P. Railway, and he was requested to agree to the levy of water charges by meter measurement at annas 12 per 1,000 gallons and Halalkhore Tax on valuation. The question is however still under correspondence with the Railway Company.

12. The quinquennial award for 1929-34 in respect of assessment of Government properties was published during the year under review and the net result was an increase of Rs. 71,757 in the annual contribution to be paid by Government. A fresh award of the Bombay Port Trust properties for the quinquennium 1929-34 was submitted to the Trust and an increase of about Rs. 1,44,000 in the General Tax is expected to result.

Town Duty.

13. The net revenue from Town Duty during the year 1930-31 was Rs. 17,63,234 as against Rs. 13,64,546 in the year 1929-30, showing an increase of Rs. 3,98,688. This was mainly due to the revenue derived from Town Duty on Sugar which was very heavily imported in the latter half of February 1931 on account of an increase in the Import Duty anticipated in the Central Government's Budget for 1931-32. Income from Cotton Duty showed a reduction of Rs. 2,75,076 in the Municipal share which amounted to Rs. 12,65,114 against Rs. 15,40,190 in the previous year, as there was a good crop in 1929-30 while in 1930-31 heavy late rains spoiled the crop in several cotton districts.

Public Works.

14. The scheme for the reorganisation of the Engineering Department, was brought into force from April 1930. Under the reorganisation scheme, the several departments have been re-arranged into five groups as under :—

(1) Architectural ; (2) Buildings ; (3) Land Acquisition and Management ; (4) Mechanical and (5) Works.

15. ARCHITECTURAL BRANCH.—The Architectural Branch carried out very few new works during the year under review. The work of constructing a market at Chandanwadi was completed at a cost of Rs. 89,020. Other works of a minor importance were also executed by the department. Estimates for several important works of public utility were prepared and submitted to the Corporation, but owing to the present financial stringency all these works have been postponed till the advent of better times.

16. BUILDINGS.—The number of applications received under Section 337 of the Municipal Act for the erection of new buildings was 765 against 579 in the previous year and that received under Section 342 for additions and alterations to existing buildings was 1,169 against 985 during the preceding twelve months. The liabilities outstanding in respect of set-backs sanctioned to be acquired were Rs. 11,58,363 against Rs. 12,31,225 in the previous year. During the year under review a special staff was appointed for the licensing of stall-boards and weather-frame projections. Owing to trade depression and political unrest the staff was not able to bring in the estimated revenue. A retrenchment was therefore made in the staff from 1st September 1930 and at the end of the year it was found that the income brought in was just sufficient to cover the expenses.

17. LAND ACQUISITION AND MANAGEMENT.—A brief account of the progress made during the year with the different schemes is given at pages 165-168 of the Report from which it appears that in the Hornby Road Scheme awards were made in eight cases and compensation amounting to Rs. 2,23,157 was paid. Of the 23 cases pending before the Land Acquisition Officer 18 are to be withdrawn from acquisition, 2 are likely to be settled and 3 are to be proceeded with for acquiring.

18. Owing to continued financial stringency it is not possible to dispose of plots in this and other schemes but it is hoped that the executive will spare no

pains to dispose of as much land as possible in the different schemes with the return of normal times. In order to enable the Corporation to acquaint themselves with the progress of the disposal of land in the various Development Schemes, the Standing Committee have asked the Commissioner to submit to them half-yearly statement showing (1) Name of the scheme. (2) Area of land available for sale at the commencement of the half year. (3) Area of land made ready for sale during the half year. (4) Area of land (a) sold outright and (b) leased for long periods. (5) Area of land remaining on hand at the end of the half year.

19. The total amount of rent accrued during the year from properties acquired for the different street improvement and development schemes was Rs. 7,14,552 and the rents recovered by the Rent Collectors and the deposit adjusted amounted to Rs. 5,91,141; the amount of rent unrecoverable on account of vacancies was Rs. 1,40,513 and the total amount outstanding on 1st April 1931 was Rs. 55,738. These outstandings are large and the Committee would again urge upon the executive the necessity of reducing them as much as possible. The rental recoveries from Municipal buildings amounted to Rs. 6,40,264, while the income from Municipal trees, cultivation, etc., amounted to Rs. 19,795, against Rs. 6,83,356 and Rs. 55,300 respectively for the preceding year. The total number of tenancies was 2,450 against 2,865 of the previous year. In their review of the Administration Report of the last year the Committee had expressed a hope that a register of Municipal lands would be carefully maintained and attempts would be made to recover the arrears of rents. It is hoped that the information asked for by the City Engineer from the Departments will be soon collected and a register will be opened as early as possible.

20. MECHANICAL BRANCH.—The working of the Municipal workshops resulted in a loss of Rs. 37,420. The total expenditure incurred during the year on works executed at the Workshops was Rs. 2,84,317 and the total amount of bills preferred by the Workshops was Rs. 2,37,477. The figures of the turnover and loss for the years 1928-29 to 1930-31 are as under —

				Turnover.	Loss.
				Rs.	Rs.
1928-29	3,78,943	21,327
1929-30	3,74,191	28,649
1930-31	2,84,317	37,420

It will be seen from these figures that the turnover in the Workshops is rapidly declining, resulting in a proportionate increase in overhead charges.

21. WORKS BRANCH.—This newly constituted branch is divided into two sections (1) Construction and (2) Maintenance. The cost of the works carried out by this Branch through contractors was Rs. 5,04,759, the cost of the works executed departmentally being Rs. 1,03,398. The stone crushers at Nowroji Hill, Sewri and Love Grove were worked on economical lines throughout the year at a net profit of Rs. 32,570.

22. During the year a length of 1.152 miles of roads including an area of 2,030 square yards laid on behalf of the Bombay Improvement Trust was asphalted. This together with the roads laid in previous years gives a total length of 27.813 miles covering an area of 599,034.51 square yards of asphalt roads laid by Municipal plant upto 28th February 1931. The

total mileage and area of asphalt roads in Bombay on 28th February 1931 were 36·799 miles and 897,675·66 square yards respectively including those taken over from the Bombay Improvement Trust. The total expenditure incurred during the year amounted to Rs. 2,29,860, and the value of the material on hand at the end of the year was Rs. 45,688. The actual expenditure was thus Rs. 1,84,171.

23. The improvement of private streets has been receiving greater attention during the past two years than was the case in previous years. Action under Section 305 of the Municipal Act was taken in respect of 44 private streets against 45 streets in the preceding year and 9 streets were declared public under Section 306 of the Act against 7 in 1929-30.

24. During the year under review the work of converting privies into water-closets went on satisfactorily and 7,624 privies were converted into water-closets bringing the total number of privies converted into water-closets upto the end of the year to 18,022.

25. The total cost in respect of lighting was Rs. 10,44,275 out of which Rs. 6,18,298 were spent on gas lamps and Rs. 2,47,602 on electric lamps. A sum of Rs. 1,549 was spent on erecting new lamps to improve the lighting arrangement.

26. A fee of Rs. 5 per hour per trip for the detention of the engine of the Deonar kutchra train had to be paid throughout the year in connection with the shunting operations of the train. The Standing Committee feel that the Commissioner would do well to see that the fee is either reduced or compounded for the whole year.

Water Works.

27. The rainfall at all the lakes was plenty and all the lakes overflowed during the monsoon. Water supply during the year was drawn from the Tansa and Vehar Lakes only. The total quantity of water received was 30,026 million gallons as against 27,437 million gallons in the previous year. Of the above supply 2·04 million gallons per day were received by the suburbs as against 2·06 million gallons per day in the previous year and 80·22 million gallons per day by the City against 75·17 million gallons per day in the preceding year. The average daily supply to the City per head for all purposes rose from 54·05 to 69·28 gallons. The report does not state what further progress was made during the year with the Vaitarna Scheme the preliminary survey of which was commenced in January 1930.

Fire Brigade.

28. The number of calls to fires or supposed fires was 531 as against 447 for the previous year. Of these 269 were in respect of actual fires, 152 were false alarms, 11 in respect of fallen buildings and other rescue operations and 1 in respect of a fire outside the jurisdiction of Bombay. The estimated loss from fires amounted to Rs. 11,84,792 which was Rs. 5,39,957 below the average of the last three years. The total property at risk was rated at approximately Rs. 3,12,26,979. It is satisfactory to find that the water supply at all the fires was adequate.

Public Gardens.

29. 15 Public Gardens and 23 recreation and play-grounds were maintained during the year and it is gratifying to find that the new gardens in the Dadar locality,

viz., the P. A. Hormasji Garden and the Tilak Bridge Garden are becoming very popular and that the sets of Gymnasium apparatus fixed therein are a source of very great attraction to the children of the locality. Four new recreation and play-grounds, open spaces and gardens were taken over for maintenance from the City Improvement Trust out of which one at Bhandi Bazaar has been provided with a set of Gymnasium apparatus and sand-pit for the recreation of children. The Municipal play-grounds at Mustan Shah Tank, Gilder Tank and Willingdon play-grounds under the supervision of the Bombay Young Men's Christian Association continued to be as popular as before. The Committee are glad to find that the play-grounds have been a source of great attraction to the youth of the localities in which they are situated. The number of visitors to the Victoria Gardens during the year was 1,924,203 which shows a fall of 19,709 over the preceding year's figure. The Standing Committee are glad to find that steps have been taken to improve the condition of roads in the Victoria Gardens and that the roads which required urgent repairs were put in order. It is hoped that within a short time all the roads in the Gardens will be thoroughly repaired. During the year 129 band performances were given and 25 concerts of Indian Music were held at several Bandstands and gardens for the amusement of the general public.

Victoria and Albert Museum.

30. The Museum was open to the public for 313 days and the total number of visitors during the year was 877,313 thus giving a daily average of 2,803. The old Bombay Room in the Museum contains a large number of photographs of old views of the City and of buildings and sites which have now all vanished. The Committee are glad to note that with a view to enriching this collection further and making it more interesting a beginning has been made towards the collection of past records of historical value and of events connected with political and social life of the inhabitants of the City and that a beginning has also been made to form a numismatic collection of coins in circulation in Bombay in the old days.

General Stores.

31. Schedules of stores were further revised to enable merchants in particular trade to compete fairly and to secure contracts for articles in which they are dealing, thus saving middlemen's profits to the Municipality. Purchases were made at much lower rates than those of last year. Indian made articles were given preference over foreign articles and most of the requirements were of Indian manufacture such as cement, C. I. pipes and fittings, C. I. frames and covers, brooms, baskets, paints, oils, etc. Total purchases amounted to Rs. 7.92 lakhs against Rs. 8.83 lakhs, *i.e.*, Rs. 91,000 less than those of the previous year. These purchases together with stores worth Rs. 8.64 lakhs on hand on 1st April 1929 totalled Rs. 16.56 lakhs during the year. Against this, stores worth Rs. 8.53 lakhs were issued, leaving on hand a balance of stores worth Rs. 8.02 lakhs at the end of the year as against Rs. 8.64 lakhs worth at the end of the preceding year. This balance is nearly 50 per cent. of the year's turnover. The Standing Committee have in the past adversely criticised the practice of keeping large balances on hand at the end of the year as a result of which the balances have been considerably reduced. In order to show whether some of the old stores have been moving or not, figures should be given in the report of the total value of stores that have not moved for 5 years or more as compared with that in the preceding year. The Committee are glad to note that care was exercised during the year in purchasing articles required for early use only and to keep down the balance of stock.

Licenses.

32. The amount realised by the issue of licenses under Sections 313 and 313A was Rs. 64,286 against Rs. 52,487 realised in the preceding year. The increase

is due firstly to the removal of perishable goods, which had been stopped under legal advice, having been re-started after the amendment of Section 314 of the Municipal Act, secondly to the addition of a lorry for the removal of encroachments and thirdly to the addition of two reserved areas for squatters one at Grant Road and the other at Jail Road East. The recoveries of expenses for the removal of encroachments amounted to Rs. 10,647. The receipts from license fees under Section 394 for the year under review increased from Rs. 1,29,405 to Rs. 1,50,247 owing to the revised scale of fees sanctioned by the Corporation coming into force from 1st April 1930. The total number of permits issued under Sections 328 and 328A for exhibiting sky-signs and advertisements was 1,198 and brought in a revenue of Rs. 40,567 against Rs. 35,330 received in the previous year for 1,122 permits while permits under Section 390 for the year under review yielded an income of Rs. 5,225 against Rs. 5,575 in the previous year. As a result of the amendment of Section 328A of the Municipal Act the Bombay Electric Supply and Tramways Company was called upon for the first time during the year to pay fees in respect of advertisements displayed on their tramcars and buses.

Markets and Slaughter Houses.

33. The receipts from the Markets and Slaughter Houses fell from Rs. 12,02,131 to Rs. 11,67,805, the decrease of Rs. 34,326 being chiefly due to the fall in the slaughter fees and to the large number of vacant stalls. A new market with 64 stalls was opened at Chandanwadi in July 1930 and by its addition the number of Municipal markets stood at 17 against 16 in the previous year. It is to be regretted that the market has not proved as popular as was expected owing to the proximity of the private market at Chira Bazaar. The Standing Committee have very recently sanctioned the Commissioner's proposals for letting the stalls of the Market at much reduced rents and it is to be seen how far these proposals will meet with success. There were 17 private markets and the license fees in respect of them amounted to Rs. 27,304. The number of outside meat shops was 130 against 151 and the license fees realized in respect of them amounted to Rs. 6,342 against Rs. 7,657 in the preceding year. The fall in the number of these meat shops was chiefly due to a number of licensees of such shops having been removed to the Municipal Gilder Tank Market.

34. In the Gilder Tank Market almost all the mutton shops were occupied during the year. The right of collecting fees from the vegetable sellers accommodated on the stalls of the market was given to a contractor towards the end of the previous year and the vegetable section was well patronized in the beginning, but after some time they began to leave the market and squat on the Grant Road footpath despite all endeavours made to prevent them from doing so with the result that ultimately it was decided to re-convert the footpath into an authorized area for squatters from the middle of September 1930, and the contract with the above-mentioned contractor had to be terminated from November 1930. Unfortunately the Vegetable section in the Market has ever since then continued to be vacant and to be a source of a heavy monthly loss in rent to the Municipal revenues. With a view to averting this loss the Corporation have now approved of the building being let entirely to the Schools Committee for locating their head and branch offices and some schools.

35. The slaughter fees realized at the Bandra Slaughter Houses amounted to Rs. 3,65,690 against Rs. 3,87,274 in the previous year. The collection of fair and feeding fees at the Bandra Slaughter Houses was done departmentally and the proceeds amounted to Rs. 1,47,264 against Rs. 1,53,026 realized from the contractor in the preceding year. The refrigerator plant worked satisfactorily. Statement III appended to the report gives some interesting information about the total cost of each of the Municipal markets. It seems that this cost does not include the price paid for the land on which the markets are built and it would be desirable to have it included in future statements.

Health Department.

36. The improvement noted in the health of the City in the preceding two years, continued during the year. The deaths registered during the year numbered 27,552 and although they were more than in 1929 by 997 they were less by 8,342 than the annual average of the last decennium (1920-29). The small increase in the number of deaths in the year 1930 is attributable to Small-pox, Diarrhœa, Enteritis and Diseases of the Respiratory system. Small-pox was prevalent in the City throughout the year and in epidemic proportions for 22 weeks from 12th January. As against 1,135 deaths from Small-pox in 1929, the mortality went up to 1,677 during the year which is a record figure for any year since 1905.

37. The death-rate per 1,000 persons living was 21·2 as against 20·4 in 1929, but was lower than the figure recorded for any year since 1872 except the years 1929 and 1928. Plague caused 29 deaths as in 1929 and it is very gratifying to find that the number is the lowest on record since the appearance of the disease in the City in 1896. The number of live births registered during the year was 25,329, being 1,101 more than in the preceding year and 3,989 more than the average of the preceding ten years (1920-29). This is the highest number of births registered since 1866, the first year in which records of births were instituted.

INFANT MORTALITY.

38. The deaths among infants under one year of age numbered 7,506, being 281 more than in the preceding year but 1,157 less than the annual average in the decennium of 1920-29. The rate of mortality among infants per 1,000 registered birth was 296, being the lowest hitherto recorded, the next lowest being 298 in 1929. Out of the total number of deaths amongst infants, 5,320 or nearly 71 per cent. were due to diseases of the respiratory system, infantile debility and premature birth against 73 per cent. of the preceding year. The death rate was as usual high among children of people living in one-room tenements and the number of deaths among infants in this class of population was 73 per cent. of the total infant mortality against 78 per cent. of the previous year. The Committee note with satisfaction the vigorous efforts made by the Municipal executive and other Charitable Societies for reduction in infant mortality, such as visits by the Municipal district nurses for the purpose of getting into touch with prospective mothers and for discovering cases of sickness especially among women and children, attendance on confinements, provision of necessaries and comforts during the lying-in period, provision of Maternity Homes and Infant Welfare Centres and Infant Milk Depots.

MALARIA.

39. The improvement noted last year in the Malaria mortality was maintained. It fell from 216 to 195 during the year. The number of attacks as ascertained from the Municipal dispensaries, hospitals and private medical practitioners decreased from 1,01,507 to 61,384 during the year. The decrease clearly shows that the disease has now been brought under control by the various measures adopted for the purpose, the principal of which was the filling in of wells. Major covell presented his report on Malaria at the end of September 1928. From 1st October 1928 to 31st December 1930, 272 wells were filled in and 796 wells were sealed. According to these figures there should have been 1,270 wells to be dealt with but since 1st April 1928, 108 wells were newly discovered and therefore there exist 1,378 wells either open or with trap doors inclusive of temple and other wells allowed to remain open. Another important measure was the free supply of Quinine and Cinchona Febrifuge through Municipal Maternity Homes and Infectious Diseases Hospitals, which was largely availed of by the poor.

TUBERCULOSIS.

40. The number of deaths from Tuberculosis was 1,450 and the death rate per 1,000 of population was 1.1. The Committee are glad to note that as in the case of Malaria, vigorous measures are taken to combat Tuberculosis also.

MEDICAL RELIEF.

41. The thirteen Municipal dispensaries were open throughout the year to administer as in the past free medical relief to the sick poor of the City. The number of new cases treated at the dispensaries during the year was 83,162 (55,998 males and 27,164 females) as against 80,783 in 1929.

MILK SUPPLY.

42. A watchful eye is kept over the City's milk supply and care is taken to see that milk preserved with formalin or boracic acid is not sold to the public. Among the various measures employed for the purpose of stopping importation of preserved milk, one is the cancellation of the license of milk dealers who import milk from Gujarat. Raids were organised at all stations in Bombay where the trains bringing milk stopped and at other places in the City at which the trade of this milk is carried on and at different tea shops and eating houses. These raids and other measures taken have resulted in the reduction of imported preserved milk. The supply of pure milk to the City from outside Bombay has been engaging the attention of the Corporation for more than a year past. The Public Health Committee of the Corporation had scrutinized several schemes for bringing in a pure supply of milk to the City and had recommended a scheme by which on an average 10,000 lbs. of milk per day, produced under Indian farming conditions in the villages of Gujarat would be brought into Bombay in refrigerating cars. The milk after pasteurisation was to be sold to the public at a fixed price to be agreed upon with the Municipality. A subsidy of Rs. 57,000 for the whole year at the rate of one pice per lb. payable to the promoters of the scheme during the first year had been recommended. This report was referred back by the Corporation to the Public Health Committee who after re-consideration of the question have again recommended the same scheme with certain modifications.

K. E. M. Hospital and G. S. M. College.

43. It is very gratifying to find that the Hospital has maintained its popularity and is largely availed of by all classes of people especially those living in the northern part of the Island. Although the scheduled number of beds in the Hospital during the year was 354, there were more in-patients than could be accommodated on the cots. The highest number of in-patients on a single day was 411 and the highest number of in-patient admissions on a single day was 43, the average number of admissions being 25. The total number of in-patients treated was 9,445 against 8,575 in the previous year. Of the above number 9,117 were new admissions against 8,265 of the preceding year. Turning to the Out-patients department, the progress also is remarkable, the total number of new patients and the total number of out-patients attendances having increased from 51,760 and 1,50,180 respectively in the previous year to 58,377 and 1,73,511 respectively in the year under review. The highest number of out-patients on any particular day during the year was 898, the highest number of new admissions on a single day being 315 and of old cases treated on a single day being 590. With a view to relieving some congestion in the Outdoor Department its surgical dressing section is being extended but the Dean again points out that complete relief can only be secured by the provision of an independent Casualty Department and by providing two extra consulting rooms. The arrangement of admitting unclaimed patients from the Hospital made with the

Helpless Beggars' Relief Committee continued on payment of a contribution of Rs. 10,000 per year. The Dean points out that this system has been a real help in the discharge of otherwise unclaimed patients from the wards and to that extent the arrangement has been of assistance in relieving congestion in the Hospital.

44. The total expenditure on the Hospital amounted approximately to Rs. 5,26,572 against Rs. 4,96,747 in the previous year. The cost per in-patient per day comes to Rs. 3-3-9. The cost of diets including that of extras and stimulants works out at Re. 0-9-8 per in-patient per day. The average cost to the institution per year for every in-patient admitted works out at Rs. 45-8-2. This low cost despite an annual increase in the number of patients shows a marked improvement in the management of the Hospital, as in the year 1927-28 the average cost was Rs. 62-2-9, in 1928-29 it was Rs. 52-3-2 and in 1929-30 it was Rs. 48-1-10. The average cost of every new out-patient admitted works out at Rs. 1-8-3 in all. Thanks to the philanthropy of the Wadia Charities whose Trustees have made a generous donation of Rs. 25,000 for the purchase of Deep X-Ray Therapy Apparatus, it will be possible to purchase the apparatus and instal it shortly. The Corporation have accepted the donation and the Deep Therapy Department will be known as "the N. M. Wadia Deep X-Ray Therapy Institute." The work of constructing the Skin and Venereal Wards was completed during the year, but the opening of the wards has been held up on account of financial stringency. The cost of the equipment of the wards will be borne by the Governor's Hospital Fund.

45. The number of regular students on the Gordhandas Sunderdas Medical College rolls was 263 against 232 in the previous year. Out of 245 students who appeared at the various University examinations during the year, 129, *i.e.* about 50 per cent., passed the examinations. The total expenditure of the College and the Students' Hostel came to Rs. 2,29,501 and the total receipts from fees and hostel rents, &c., came to Rs. 79,116 against the corresponding figures of Rs. 2,23,241 and Rs. 60,730 respectively in the preceding year. Proposals for the construction of a separate College Museum building out of a donation of Rs. 1,10,000 in Government Promissory Notes given by the Trustees of the Seth Jamnadas Lallubhai Charities have been accepted by the Corporation and it is proposed to take up the work of construction in hand in the year 1932. Side by side with the work of conducting medical relief and imparting medical education research work was also undertaken and continued during the year at the College out of funds provided by the Indian Research Fund Association for the purpose and the thanks of the Corporation are due to the governing body of the Association for their financial assistance which indicates their appreciation of the work so far done at the College. It is a matter of great gratification that, as pointed out by the Dean, during the six years of his stewardship both the institutions have grown beyond the most sanguine expectations and have earned a good name not only in the City and the Presidency but all over India ; but according to him much still remains to be done to place the institutions in the vanguard of progress and for that the generous support of the philanthropic citizens of Bombay is most essential.

Primary Education.

46. The number of Municipal Schools and classes increased during the year from 326 (317 schools and 9 classes) to 330 (314 schools and 16 classes) and the number of pupils from 51,710 to 56,093. Although the number on rolls in the Municipal schools had considerably fallen in the middle of the year owing to political unrest in the City it came up to its normal figure and increased by about 4,000 by the end of the year. The net expenditure on Municipal schools amounted to Rs. 28,57,093 and the average cost per pupil thus came to Rs. 50.9 while the average expenditure per pupil in the year 1929-30 was Rs. 53.3. If the expenditure on the Schools Committee's office amounting to Rs. 59,449 is added to the aforesaid

expenditure, this average works out at Rs. 51.9 against 54.5 in the preceding year. This average has been, however, worked out on the number of pupils on rolls on the last day of the year, i.e. on 31st March 1931, and not on the average number of pupils who attended the schools and availed themselves of the education imparted therein during the currency of the year. If this cost is worked out on the average number of pupils who actually attended the schools during the year, as is done in the case of Aided schools, it would stand at a much higher figure. The Schools Committee would do well to give in future reports the average cost per pupil both on the number of pupils on roll on the last day of the year as well as on the average number of pupils attending schools during the year.

47. The total number of ordinary teachers remained the same as that of the last year. According to the recommendation of the Retrenchment and Reforms Enquiry Committee of the Corporation, the Schools Committee were required to maintain a staff of permanent teachers in the proportion of 1 teacher for 30 pupils on rolls and in addition to this number a floating staff equal to 10 per cent. of the permanent establishment. In accordance with this recommendation which was approved by the Corporation, the Committee thought it advisable not to make any new appointments or fill any post permanently with the result that the total number of teachers remained the same.

AIDED SCHOOLS.

48. The number of Aided Schools increased from 180 to 183 and the number of pupils on the last day of the year under review was 18,226 as against 18,588 of the previous year. There were in all 1,047 teachers (full time and part time) as against 1,081 in the previous year. Of these, 1,047 teachers only 293 were trained and the remaining 754 were untrained. Of the latter, 291 had either passed the Vernacular Final Examination or were certificated Graduates, or Matriculates, or Vernacular teachers and the rest 463 were uncertificated teachers. The percentage of trained teachers in the Aided Schools is only 28. They are unable to maintain a higher percentage owing to want of sufficient funds. The expenditure incurred by the Aided schools was Rs. 7,47,068 for the year under report. Taking the average number of pupils for the year at 17,343, the cost per pupil stands at Rs. 43 as against 44.4 of the previous year. The average cost per pupil to the Municipality for the year 1930-31 has come to about Rs. 11 per annum. It is noteworthy to find that about 183 private institutions in the City have been educating 18,000 children at a comparatively lesser cost than what is incurred in Municipal schools. Many of the good schools are an asset to the Municipality as they help in educating so many children at a comparatively less cost to the Municipality.

FREE AND COMPULSORY EDUCATION.

49. Serious efforts were made in F and G Wards where compulsion had been introduced to bring into schools as many non-attending children as possible. The scheme of attendance teachers was put into force from the middle of June 1930. The main object of this scheme was to bring to the schools non-attending children in the F and G Wards by persuasive methods such as visiting the parents and impressing upon their minds the necessity of sending their children to school. For this work 75 teachers were engaged for a period of three months at an extra remuneration of Rs. 10 per month. They worked for a couple of hours every day and were successful in showing an increase of 1,907 children of all ages. At the end of September 1930, the work of taking a census of all children of school going age in the F and G Wards was commenced and the result showed that there were 18,612 children in Municipal and 1,739 in Aided Schools, the number of non-attending children being 4,831. The attempts made by the heads of schools raised the number in Municipal schools to 20,952 at the end of March 1931 of whom 13,792 were of compulsory age. From the experience gained of the attendance

teachers' work, the Committee have again decided to appoint attendance teachers for intensive propaganda work from August 1931 to March 1932. One attendance teacher is employed for each school and there are 75 such schools where these attendance teachers are employed. This measure of employing attendance teachers for securing larger attendance of children of compulsory age instead of resorting to prosecution as provided by law is undoubtedly a good one, but the Schools Committee would do well to re-consider the present method of giving a uniform allowance of Rs. 10 per Attendance teacher irrespective of the number of children brought to school above the required minimum and also whether the allowance could not be reduced. The Corporation were not able to extend compulsory education to other Wards as Government were not pleased to sanction any further scheme of extension on financial grounds.

MEDICAL INSPECTION OF SCHOOLS.

50. In all, 12,941 pupils were examined for the first time. Among the newly examined pupils the percentage of boys free from any disease was 77 and that of girls was 52.9. Malnutrition and dental defects were the principal causes of disease. In addition to the routine work of medical inspection the Medical staff attended to various other duties. Many of the parents and guardians were called to school for explaining to them the benefits of immediate treatment. During the year the scheme of treating affected children free of cost at selected hospitals was given effect to and the services of the K. E. M Hospital, the Bai Jerbai Wadia Hospital for Children, the Byramji Jeejeebhoy Hospital for Children, Bai Yamunabai L. Nair Hospital and the Ramwadi Free Eye Hospital were availed of. The thanks of the Corporation are due to the authorities of these Hospitals for their co-operation and help which were given free in most cases and in some cases at a nominal cost. The scheme proved distinctly beneficial.

FINANCE.

51. The year under review opened with a balance of Rs. 2,94,021. The Budgetted opening balance for the year was 2,02,679. The amount representing the difference between these two balances was paid into the General Municipal Fund in compliance with the wishes of the Corporation, leaving with the Schools Committee a balance of Rs. 2,02,679 only. The Corporation paid a grant of Rs. 29,71,790 and other Miscellaneous Receipts amounted to Rs. 39,639. The total amount at the disposal of the Committee thus came to Rs. 32,14,108, out of which Rs. 30,68,579 were actually spent during the year, leaving a closing balance of Rs. 1,45,529. In spite of this increase in expenditure, as has been pointed out above the expenditure per pupil fell from Rs. 53.3 to Rs. 50.9. It was possible to achieve this result on account of the sudden increase of over 4,000 pupils towards the end of the year. The Schools Committee has however sounded a note of warning "that very probably it would not be possible to maintain the low cost per pupil reached this year at the same level in the near future." The increase in expenditure noted above was due among other things to provision of class books, school furniture, contingencies, teachers' libraries and museum, medical inspection, census establishment and petty additions. As regards rents paid for school premises by the Schools Committee, they felt that the time had come for securing reduction in rents of all hired premises and in October 1930 a Sub-Committee was appointed to interview landlords of school premises and persuade them to agree to reduction in rents. As a result of their strenuous efforts a total reduction of Rs. 3,300 per month was made in rents from 1st December 1930. The net grant received from Government was Rs. 8,15,267 as against Rs. 8,10,418 in 1929-30 and Rs. 8,15,636 in 1928-29. The total amount of arrears of grant claimed by the Municipality from Government is about Rs. 27 lakhs.

GENERAL.

52. The year under review was one of steady progress. Many reforms in the direction of efficient working were considered. Section 39 of the Municipal

Act relating to the constitution of the Schools Committee was amended so that the system of election of Councillor and Non-councillor members of the Schools Committee has been brought on a line with that of members of the Standing Committee. The Boy Scout movement was vigorously continued. A further step towards the extension of the Girl Guides movement was taken during the year. During the year 21 handicraft centres were maintained against 19 in the previous year.

Municipal Auditors.

53. As in previous years the Auditors' scrutiny of the financial transactions during the year has proved to be a useful aid to the study of Municipal finances.

Acknowledgment.

54. In conclusion the Standing Committee desire to express their high appreciation of the very able and valuable services rendered by Mr. A. R. Dalal, M.A., I.C.S., during the year as Municipal Commissioner whose high administrative ability and financial acumen afforded great help to the Committee.

MUNICIPAL CORPORATION OFFICE,)
BOMBAY, 27th January 1932.)

P. J. MARZBAN,
Chairman of the Standing Committee.

Annual Administration Report of the Municipal Commissioner for the City of Bombay for the year 1930-31.

I.—CORPORATION AND STANDING COMMITTEE.

CORPORATION.

Mr. Hooseinbhoy A. Lalljee was elected President of the Corporation at the meeting held on the 3rd April 1930 and held that office throughout the year.

2. One hundred and nine meetings* of the Corporation including two Special Meetings, one hundred and eighty-five meetings of the Committees and eighty-four meetings of their Sub-Committees, other than those of the Standing Committee were held.

3. The following changes took place during the year in the personnel of the Corporation :—

Mrs. Avantikabai Gokhalay was disqualified for being a Councillor on the 23rd December 1930, under Section 16 (1) (b) of the Municipal Act, and in her place Dr. Mrs. Malinibai B. Sukthankar, M.B.B.S., was elected as a Co-opted Councillor on the 26th January 1931.

4. Mr. B. N. Mehisherri was granted leave of absence from 24th June to the end of September 1930, and Mr. Kanji K. Master was granted leave of absence from 9th July to 6th October 1930. Both these Councillors were subsequently disqualified for being Councillors under Section 16 (1) (b) of the Municipal Act, in accordance with the decision of the Chief Judge of the Small Causes Court. Mr. Fazal I. Rahimtoola, B.A., J.P., resigned his seat on the Corporation from 29th October 1930. In the three vacancies thus caused, Messrs. Vazirally Bandeally, Abdul Latif Curtay and Kanji K. Master were elected by the ratepayers of B Ward on the 20th January 1931.

5. Mr. Jamnadas M. Mehta, M.A., LL.B., Bar-at-Law, was granted leave of absence from 6th May to 4th September 1930, but was subsequently disqualified under Section 16 (1) (b) of the Municipal Act as per the decision of the Chief Judge of the Small Causes Court. He, however, was re-elected by the ratepayers of D Ward on the 14th January 1931.

6. Sir Patrick Kelly, Kt., C.I.E., J.P., resigned his seat on the Corporation from 5th April 1930, and in his place Mr. D. Healy, J.P., was nominated by

* The meeting of the Corporation, held on the 23rd February 1931, was declared irregular by the Chairman of the Meeting and has not therefore been included in the number of meetings mentioned above.

Government with effect from 9th April 1930. Mr. Healy, however, resigned his seat on the Corporation from 17th October 1930, and in his place Mr. G. S. Wilson, [REDACTED], J.P., was nominated by Government with effect from the same date.

7. Mr. Mulraj Karsondas was disqualified on 26th February 1931, under Section 16 (1) (b) of the Municipal Act.

8. Dr. R. M. Mistry, F.C.P.S., L.M. & S., J.P., died on the 14th April 1930, and in his place Mr. R. A. Gole was elected by the ratepayers of E Ward on the 26th May 1930.

9. Dr. S. S. Batliwala, F.C.P.S., L.M. & S., J.P., died on the 20th October 1930, and in his place Mr. M. V. Donde, B.A., was elected by the ratepayers of F Ward on the 2nd December 1930.

10. Mr. V. S. Velinkar, B.A., Bar-at-Law, was elected by the ratepayers of F Ward on the 6th May 1930, in place of Mr. B. G. Horniman who resigned his seat on the 22nd March 1930.

11. Mr. D. J. C. Wallace resigned from 1st October 1930, and in his place Mr. H. L. LeRoy was elected by the Bombay Chamber of Commerce on the 6th November 1930. Mr. LeRoy, however, resigned from the 10th February 1931, and the Chamber elected Mr. G. O. Pike on 25th March 1931, in his vacancy.

12. The following Councillors were absent from the meetings of the Corporation for the period shown against each of them for reasons approved by the Corporation under Section 17 (b) of the Municipal Act:—

Name.	Period.
1. Sir Cowasji Jehangir (Jr.), K.C.I.E., O.B.E., B.A. (Cantab.), M.L.A., J.P.	From 24th November 1930 to 5th February 1931.
2. Mr. Alwyn Ezra	From 21st November 1930 up to the end of the year.
3. Mr. H. P. Mody, M.A., LL.B., M.L.A.	From 18th October 1930 to 6th February 1931.
4. Mr. I. S. Patel, L.A.D. Com.	From 6th June to 17th November 1930.
5. Dr. J. N. Choksy, M.B.B.S.	From 4th June to 16th October 1930.
6. Mr. K. F. Nariman, B.A., LL.B.	From 4th June to 22nd September 1930 and again from 5th November 1930 to 15th January 1931.
7. Mr. Manu Subedar, B.A., B.Sc. (Econ.), Bar-at-Law.	From 14th January to 31st March 1931.
8. Mr. Mahomed Umar Rajab	From 17th May 1930 to 16th February 1931.
9. Mr. Meyer Nissim, M.A., J.P.	From 3rd May to 30th October 1930.
10. The Hon'ble Sir Phiroze C. Sethna, Kt., O.B.E., J.P.	From 18th October 1930 to 6th February 1931.
11. Mr. S. K. Pupala	From 9th June to 17th November 1930.
12. Mr. S. H. Jhabwala, B.A.	Was absent on leave throughout the year.

THE STANDING COMMITTEE.

13. Mr. A. R. Dintimkar, J.P., was elected Chairman of the Standing Committee at the meeting of the Committee held on the 2nd April 1930 and held that office throughout the year.

14. There were fifty-two regular and twenty-three special meetings of the Committee and forty-five meetings of its Sub-Committees.

15. There were forty-nine attendances of members for the audit of Municipal Accounts and one hundred and one for signing cheques.

16. The changes that took place in the personnel of the Standing Committee during the year were as follows :—

Sir Patrick A. Kelly, Kt., C.I.E., J.P., resigned from 5th April 1930 and Mr. D. Healy, J.P., was nominated by Government in his place on 9th April 1930. Mr. Healy, however, resigned on 17th October 1930, and Mr. G. S. Wilson, C.I.E., J.P., was nominated in his place.

17. The following is the list of Councillors who held office on the 31st March 1931 :—

MR. HOUSEINBHOY ABDOOLABHOY LALLJEE, *President, R (B Ward).*

MR. ABDUR RAHIM DIMITMKAR, J.P., *G., Chairman, Standing Committee.*

DR. JETHALAL V. VORA, L.M.&S., *Chairman, Schools Committee, R (B Ward).*

ABDUL LATIF CURTAY, Mr., *R (B Ward).*
 ABUBAKAR ABDUL REHMAN BEGMAHAMED, Mr., J.P., *R (B Ward).*
 ARBUTHNOT, C. W. E., Mr., C.I.E., B.E., B.A. (B.U.I.), J.P., *G.*
 ARDESHIR PESTANJI SABAVALA, Mr., B.A., *BAR-AT-LAW, R (D Ward).*
 ATMARAM GANGADAS MERCHANT, Dr., L.M.&S., *R (C Ward).*
 BACHUBAI RANCHODDAS LOTEVALA, Miss, C. BALUBHAI TRIBHOWANDAS DESAI, Mr., B.A., LL.B., *R (C Ward).*
 BEHRAMJI NAVROSI GAMUDIA, Mr., B.A., J.P., *R (A Ward).*
 BHAGWANTRAO GANGADHAR PARELKAR, Mr., *R (F Ward).*
 BHOLANATH PURSHOTTAM WADKE, Mr., L.R.I., B.A., G.D. ARCH., M.L.C., *R (C Ward).*
 BYRAMJEE JEEJEEBHOY, Sir, Kt., J.P., *G.*
 COLLACO, JOSEPH ALTINO, Dr., L.M. & S., M.L.C., *R (B Ward).*
 COWASJI JEHANGIR (Junn.), Sir, K.O.I.E., O.B.E., B.A. (Cantab.), M.L.A., J.P., *G.*
 D. G. DALVI, Mr., M.A., LL.B., *U.*
 DAWOODKHAN SALEBHAI TAYEBJEE, Mr., *R (A Ward).*
 DEANDRADE, MINGUEL JOSEPH PINTO, Mr., B.A., LL.B., J.P., *R (G Ward).*
 DESOUZA, JOS. ALBAN, Capt., B.A., L.M.&S., L.M.S., M.L.C., J.P., *R (C Ward).*
 DINSHAW MANOCKJI PETT, Sir, Bart., J.P., *R (A Ward).*
 DOSTMAHOMED GULAMHUSEIN KHAIRAZ, Mr., *R (E Ward).*
 DWARKADAS KALIANDAS, Mr., B.A., *R (C Ward).*
 E. R. HIRJIBEHEDIN, Mr., J.P., *R (D Ward).*
 EZRA, ALWYN, Mr., *G.*
 GANPAT KRISHNAJI BORADE, Mr., J.P., *R (B Ward).*
 GRIFFITHS, G. I., Mr., *R (A Ward).*
 GOPAL VINAYAK DESHMUKH, Dr., M.D. (London), F.R.C.S. (England), *R (D Ward).*
 GORDHANDAS GOCULDAS MORARJI, Mr., *R (C Ward).*
 GUSTADJI DOSABHAI BILIMORIA, Mr., *R (G Ward).*
 HAJI ESA HAJI OOSMAN POONAWALA, Mr., *R (E Ward).*
 HAJI FATEH MAHOMED H. M. MANIAR, Mr., *R (A Ward).*
 HAJI SHAIK MEHERBAKHS HAJI KADERBAKHS, Mr., M.L.C., J.P., *R (G Ward).*
 HAROON TARMAHOMED NOORANI, Mr., C. HIRALAL DAYABHAI NANAVATY, Mr., B.A., LL.B., *R (C Ward).*
 HOUSENALLY M. RAHIMTOOLA, Mr., B.A., M.L.C., *G.*

HORMUSJI MANEKJI CHOWNA, Mr., J.P., *R (A Ward).*
 H. P. MODY, Mr., M.A., LL.B., M.L.A., *M.O.A.*
 ISHWARBHAI SOMABHAI PATEL, Mr., L.A., D. COM., *R (G Ward).*
 JAFFERBHOY ABDOOLABHOY LALLJEE, Mr., *R (B Ward).*
 JAMNADAS MADHAVJI MEHTA, Mr., M.A., LL.B., *BAR-AT-LAW, R (D Ward).*
 JAMSETJI NUSSERWANJI CHOKSY, Dr., M.B.B.S., *R (B Ward).*
 JEHANGIR BOMANJEE PETT, Mr., M.L.C., J.P., *G.*
 JEHANGIR B. BAMAN-BEHRAM, Mr., B.A., LL.B., J. P., *R (A Ward).*
 KANJI DWARKADAS, Mr., M.A., J.P., *R (A Ward).*
 KANJI KARAMSI MASTER, Mr., *R (B Ward).*
 KARMALI EBRAHIM, KHAN SAHEB, J.P., *G.*
 KAVASJI EDALJI DADACHANJI, Dr., L.M.&S., J.P., *R (D Ward).*
 KHIMJI NATHOOBHAI, Mr., *R (B Ward).*
 KHURSHED FRAMJI NARIMAN, Mr., B.A., LL.B., *R (D Ward).*
 LAKHMIDAS ROWJEE TAIRSEE, Mr., *G.*
 MAHADEV DEVJI RANE, RAO SAHEB, J.P., *G.*
 MALINIBAI B. SUKTHANKAR, Dr., Mrs., M.B. B.S., *C.*
 MANEK ARDESHIR KARANJAWALA, Mr., M.A., LL.B., *R (D Ward).*
 MANEKSHA NAVROJI BALSARA, Dr., L.M.&S., D.P.H. (Cantab.), *R (E Ward).*
 MANGALDAS V. MEHTA, Dr., O.B.E., B.A., F.R.C.P., F.C.P.S., J.P., *G.*
 MANIKRAM NANABHAI TALPADE, Mr., B.A., LL.B., *R (C Ward).*
 MANU SUBEDAR, Mr., B.A., B.SC. (ECON.), *BAR-AT-LAW, G.*
 MOHAMED EBRAHIM SERANG, Mr., B.T.U.
 MOHAMED ISMAIL CURTAY, KHAN BAHADUR, J.P., *R (C Ward).*
 MOHAMED MUSA KILLEDAR, Mr., *R (E Ward).*
 MOHAMED UMER ABDUL RASUL, Mr., *R (E Ward).*
 MOHAMED UMER RAJAB, Mr., B.T.U.
 MOHAMEDALLY ALLABUX, Mr., *R (C Ward).*
 MOHANLAL MAGANLAL DESAI, Mr., B.A., LL.B., *R (C Ward).*
 MORESHWAR CHINTAMAN JAVLE, Dr., J.P., *R (G Ward).*
 M. V. DONDE, Mr., B.A., *R (F Ward).*
 MOSES, ELIJAH, Dr., M.D., J.P., *R (B Ward).*
 MOTICHAND GIRDHARLAL KAPADIA, Mr., B.A., LL.B., *R (C Ward).*
 MOTIRAM BALKRISHNA VELKAR, Dr., L.M. & S., *R (C Ward).*

MULRAJ KARSONDAS, Mr., R (A Ward).
 NANABHAI LUXUMON, Mr., R (F Ward).
 NARAYANLAL BANSILAL, Mr., R (C Ward).
 NELSON, W. H., Mr., O.B.E., V.D., M.L.C.E., M.I.
 MECH.E., J.P., G.
 NISSIM, MEYER, Mr., M.A., J.P., R (A Ward).
 NOORMAHOMED BEGMAHOMED, Mr., C.
 PANDURANG GANESH SAHASRABUDHE, Mr.,
 R (G Ward).
 PETCH, F. W., Mr., J.P., C.
 PHEROZESHAH JEHangIR MARZBAN, M.A.,
 J.P., R (A Ward).
 PHEROZE CURSETJI SETHNA, THE HON'BLE SIR,
 KT., O.B.E., J.P., R (A Ward).
 PIKE, G. O., Mr., CC
 POONSEY HIRJI MEISHERI, Dr., F.C.P.S., L.M. & S.,
 J.P., R (B Ward).
 PUNJABHAI THAKERSEY, Mr., R (E Ward).
 PURUSHOTTAMRAI G. SOLANKI, Dr., L.M. & S.,
 M.L.C., G.
 RAMCHANDRA A. GOLE, Mr., R (E Ward).
 RAMCHANDRA NADHAVRAM BHAT, Mr., O.B.E.,
 J.P., R (C Ward).
 RAMCHANDRA S. ASVALE, RAO BAHADUR,
 M.L.C., J.P., R.T.U.
 RAMJI BHARMAL SHAH, Mr., R (B Ward).
 SAKHARAM GOVINDJI KENI, Mr., R (F Ward).
 SALEBHOY KARIMJI BARODAWALLA, Mr.,
 J.P., R (B Ward).
 SAYAJI LAKSHMAN SILAM, Mr., B.A., LL.B., R
 (E Ward).
 SHANKAR KRISHNAJI PUPALA, Mr., R (E Ward).
 SHIVAKSH HORMASJI JHABWALA, Mr., B.A.,
 R.T.U.
 SHIVDAS CHAPSY THAKKAR, Mr., R (B Ward).
 SOARES, ALOYSIUS, Mr., M.A., LL.B., R (E Ward).
 SORAB PHEROZESHAH MEHTA, Dr., B.A.,
 L.M. & S., R (F Ward).
 VASANT R. SANZGIRI, Dr., B.S. (Bom.), M.B.C.S.
 (England), F.C.P.S., R (D Ward).
 VASANT SHRIKRISHNA VELINKAR, Mr., B.A.,
 BAR-AT-LAW, R (F Ward).
 VASANTRAO ANANDRAO DABHOLKAR, Sir,
 KT., O.B.E., J.P., C.
 VAZIRALLY BANDEALLY, Mr., R (B Ward).
 VENKATRAO CHIMANLAL SETALVAD, Mr., B.A.,
 LL.B., C.
 VIEGAS, ACCACIO G., Dr., L.M. & S., J.P., R
 (D Ward).
 V. G. RAO, Prof., B.A., LL.B. (Cantab.), BAR-AT-LAW,
 O.A., J.P., G.
 VITHAL NARAYAN CHANDAVARKAR, Mr., B.A.
 (Cantab.), BAR-AT-LAW, R (D Ward).
 VITHALDAS DAMODAR GOVINDJI, Mr., R
 (C Ward).
 VITHALDAS KANJI, Mr., J.P., I.M.C.
 WILSON, G. S., Mr., C.S.I., G
 YASHVANT GANESH PANDIT, Mr., C.

18. Mr. A. R. Dalal, M.A., I.C.S., was in charge of the office of the Municipal Commissioner throughout the year.

19. Mr. Shantaram A. Shete, B.A., J.P., held the office of the Deputy Municipal Commissioner throughout the year.

20. Mr. Shamrao S. Murkute held the office of the Personal Assistant to the Municipal Commissioner throughout the year.

II.—Heads of Departments.

21. Mr. T. K. Roddan, M. Inst. M. & C.E., continued to hold the appointment of the City Engineer throughout the year.

22. Under the Reorganization Scheme of the Engineering Department, Mr. N. V. Modak, B.E. (Civil), A.M.I.C.E. (England), was appointed Deputy City Engineer on the 14th May 1930. On 20th March 1930, Messrs. E. G. Cameron, M.I.M.E., M.R.S.I., M.I.E.E., J. Rebeiro, L.C.E., and E. A. Nadirshah, B.A., B.E. (Bom.), B.Sc. (Edin.), A.M.I.C.E., A.M.I.E., F.I.S.E., were appointed Assistant Engineers, 1st Grade, Mechanical Branch, Land Management and Works Branch respectively and they continued in their respective appointments upto the end of the year.

23. Mr. R. P. Desai, Municipal Secretary, proceeded on leave preparatory to retirement from 3rd January 1931 and Mr. A. V. Sabnis, B.A., acted for him upto the end of the year.

24. Mr. T. C. Greenop, Chief Officer, Fire Brigade, who was on combined leave from 1st April 1930 to 31st December 1930, retired from Municipal Service from 1st January 1931 and Mr. Norman Coombs who acted for him was confirmed in the appointment from 1st January 1931.

25. Mr. H. Wald, Assessor & Collector, was granted leave preparatory to retirement upto 11th December 1931 and Mr. N. S. Kowshik, B.A., J.P., continued to act for him upto the end of the year.

26. Messrs. K. P. Guzdar and M. J. Antia, B.A., continued to act as Superintendent of Licenses and Town Duty Officer respectively upto the end of the year.

27. The following officers continued in their respective appointments throughout the year :—

- Dr. J. S. Nerurkar, B.Sc., L.M.& S., D.P.H., Executive Health Officer.
 „ Jivraj N. Mehta, M.D. (Lond.), M.R.C.P. (Lond.), Dean, King Edward Memorial Hospital and Gordhandas Sunderdas Medical College.
 Mr. W. A. Niven, A.M.I.C.E., M.I.E., Hydraulic Engineer.
 „ M. R. Tambe, B.A., L.C.E., F.S.A.A., A.I.A., Chief Accountant.
 Capt. C. M. Flanders, V.S.R., A.V.C., Superintendent of Markets.
 Mr. R. V. Paruleker, M.A., M. Ed. (Leeds), Secretary, Schools Committee.
 „ D. S. Laud, G.B.V.C., Superintendent of Gardens.
 „ D. E. Mawji, Chief Storekeeper.
 „ D. A. Pai, B.A., Curator, Victoria & Albert Museum.

III.—Financial.

GENERAL.

28. In the Budget Estimates for the year the total income was estimated at Rs. 3,31.91 lakhs and the total expenditure at Rs. 3,37.45 lakhs, there being a deficit of Rs. 5.54 lakhs. In the Revised Estimates, the income was estimated at Rs. 3,25.00 lakhs, the expenditure at Rs. 3,34.57 lakhs and the deficit at Rs. 9.57 lakhs. But the actual income and expenditure were Rs. 3,20.46 lakhs and Rs. 3,26.47 lakhs respectively, resulting in a deficit of Rs. 6.01 lakhs. As compared with the actuals for the previous year the income showed a decrease of Rs. 10.93 lakhs as follows :—

Decreases.		Increases.	
	Rs. in lakhs.		Rs. in lakhs.
Cotton Duties ...	2.75	General Tax	2.40
Water Tax	5.16 (including 4.72 for water by meter measurement.)	Town Duties	2.68
Halalkhore Tax ...	0.82	Miscellaneous	1.21
Wheel Tax and Ground Rent ...	2.00		
Sale proceeds of land	4.83		
Other heads... ..	1.66		
Total Rs.	17.22	Total Rs.	6.29

Net Decrease Rs. 10.93 lakhs.

29. The deficit would have been converted into a surplus but for the dispute regarding the assessment of mills.

30. The actual expenditure for the year amounted to Rs. 3,26.47 lakhs against Rs. 3,30.01 lakhs for 1929-30, showing a decrease of Rs. 3.54 lakhs. The commission paid for the collection of Town Duties was included in the actuals for 1929-30, while the actuals for 1930-31 do not include Rs. .88 lakh paid on this

account, as the amount has been shown as a deduction from receipts. For a proper comparison of the actuals of expenditure for the two years this figure will have to be added to the actuals for 1930-31. The decrease in expenditure as compared with the actuals for 1929-30 will thus be Rs. 2.66 lakhs and not Rs. 3.54 lakhs as stated above.

31. The total decrease in the expenditure amounted to Rs. 6.21 lakhs, viz., Rs. .59 lakh under Primary Education, Rs. .53 lakh under Secondary Education, Rs. 2.33 lakhs under Street Cleansing, Rs. 1.06 lakhs under Roads, Drains and Sewers, Rs. .52 lakh under Mechanical, Rs. .34 lakh under Fire Brigade, Rs. .49 lakh under Debt Charges and Rs. .35 lakh under other heads. Against these, the increase in expenditure amounted to Rs. 3.55 lakhs, viz., Rs. .50 lakh under Water Works, Rs. 1.33 lakhs under Hospitals, Rs. .85 lakh under Land Acquisition and Management and Rs. .87 lakh under other heads. It will be seen from the decreases that the normal requirements of the administration were less than those of the preceding year. The details of the increases and decreases in income are given in Appendix No. 3 and those of expenditure in para. 16 of the Chief Accountant's report.

32. The incidence of taxation per head for the year comes to Rs. 24-1-2 on the basis of the Census of 1931. The incidence per head shown in the previous years' reports was based on the estimated annual increase of 19,646 in the population of the City over the Census figure of 1921. As the estimated increase has not occurred, the incidence of taxation for the last five years based on the latest population figure works out as under :—

Year.	Incidence of taxation.	
	Based on the estimated increase in population.	Based on the latest population figure for 1931.
	Rs. a. p.	Rs. a. p.
1926-27	22 4 6	24 10 6
1927-28	21 7 5	24 3 1
1928-29	20 13 4	23 10 3
1929-30	21 5 5	24 9 2
1930-31	24 1 2

33. The net unhypothecated Surplus Cash Balance including the minimum required by law on 31st March 1931, was Rs. 32,78,446 against Rs. 37,14,268, on 31st March 1930, there being a decrease of Rs. 4,35,822.

34. The balance of stock including surplus and obsolete stores on 31st March 1931, was valued at Rs. 8,38,865 against Rs. 9,03,723 at the close of 1929-30, showing a decrease of Rs. 64,858.

35. The total amount of grants sanctioned was Rs. 3,46,02,387, and the expenditure amounted to Rs. 3,26,47,552, leaving an unexpended balance of Rs. 19,54,835. Out of this, grants aggregating Rs. 6,17,635 are required to be renewed for expenditure in 1931-32 while Rs. 13,37,200 can be treated as savings.

36. Additional grants sanctioned during the year aggregated Rs. 3,60,080 against Rs. 2,42,960 in 1929-30.

LOAN WORKS EXPENDITURE.

37. The expenditure on Capital Works during the year amounted to Rs. 18,38,765 as under :—

	Rs.
Loan Works	16,87,751
Worn out Water Mains Renewal Fund ..	41,614
Subvention for conversion of basket privies into water-closets	1,09,400
Total Rs. ..	18,38,765

38. In the Budget for 1930-31 provision had been made for a loan of Rs. 60 lakhs. It was subsequently found necessary to raise from the public Rs. 50 lakhs only at 6 per cent. Tenders of the face value of Rs. 199 lakhs were received and tenders at Rs. 98-15-0 per cent and over were accepted, the average rate being Rs. 99-3-9 per cent. The amount actually raised was Rs. 40 lakhs out of which Rs. 30,57,500 were allotted to the public, the balance of Rs. 9,42,500 being reserved by the Municipality for the investment of surplus monies. Out of Rs. 40 lakhs, Rs. 24,83,325 were required for repaying to loan funds a like amount raised in the preceding year but temporarily diverted for repaying loans due in that year, the balance of Rs. 15,16,675 being required for financing capital expenditure during the year.

39. Reduction of the debt during the year amounted to Rs. 55,27,276.

40. The loan liabilities of the Corporation at the close of the year stood at Rs. 17,94,36,065. The total sinking fund investments up to 31st March 1931 amounted to Rs. 3,06,71,480.

41. The aggregate liabilities after deducting all ascertained time-barred claims on account of set-backs amounted to Rs. 10,83,598 up to 31st March 1931, against which the budget provision in 1931-32 is Rs. 3,50,000, leaving a net liability of Rs. 7,33,598.

42. A comparison of the net revenue and the net expenditure for 1929-30 and 1930-31 is shown below in accordance with Standing Committee Resolution No. 12212, dated 3rd February 1892 :—

Particulars.	1929-30.	1930-31.
INCOME.	Rs.	Rs.
<i>Net revenue after deducting refunds, drawbacks and charges in respect of assessment and collection and granting of refunds.</i>		
General Tax	1,23,89,013	1,25,73,566
Town Duties	11,51,836	15,05,986
Cotton Import Duty	15,40,191	12,65,114
Musio, etc., and Liquor Licenses and Tobacco Duty	5,40,191	5,20,347
Returns from Property and Miscellaneous	12,08,158	14,71,618
Wheel Tax and Tolls	12,71,765	10,83,448
Drainage and Sewerage including Halalkhore Branch	13,59,845	Included under Street Cleansing and Con- servancy, etc.
Fire Tax	1,74,617	2,24,925
Markets and Slaughter Houses	4,48,002	4,31,260
Carrie forward ..	2,00,33,618	1,90,76,264

Particulars.	1929-30.	1930-31.
INCOME.	Rs.	Rs.
Brought forward Rs. ..	2,00,33,618	1,90,76,264
Development Fund Receipts	8,65,096	Included under Buildings, Land Acquisition and Management.
Licensing and Removal of Encroachments, etc.	Included under Buildings, Land Acquisition and Management.	1,62,057
Contribution from Capital Funds to Revenue on account of Loan Works staff	Included under Loan Works Establishment.	49,524
Total Rs.	2,08,98,714	1,92,87,845
Deficit	6,00,880
Total Rs.	2,08,98,714	1,98,88,725
<i>Net expenditure after deducting receipts.</i>		
General Superintendence	4,71,847	4,58,414
Debt Charges (In 1930-31 Debt charges allocated to different service heads)	69,94,382	1,13,987
Water Works	Cr. 1,24,294	4,07,598
Education—Primary	21,93,885	22,31,026
Education—Secondary	1,06,011	52,805
Public Health Department	8,39,360	9,38,062
Medical Relief and Education	15,92,572	21,55,389
Street Cleansing and Conservancy, Road Watering and Halalkhore service	27,18,015	36,856
Roads, Drains and Sewers (including Public Lighting)	23,23,044	61,33,526
Mechanical	Included under Drainage and Sewerage including Halalkhore Branch, etc.	10,63,032
Buildings, Land Acquisition and Management	1,03,555	26,61,174
Gardens and Open Spaces	1,69,234	4,32,362
Miscellaneous	6,93,695	6,62,879
Contribution to the City Improvement Trust	22,92,878	23,10,873
Provident Fund Contribution	2,17,010	2,30,742
Retrenchment Inquiry	8,000
Loan Works Establishment	1,58,335	Allocated under different service heads.
Research Bureau	2,476	Included under Miscellaneous.
Total Rs.	2,07,59,445	1,98,88,725
Surplus	1,39,269
Total Rs.	2,08,98,714	1,98,88,725

IV.—Assessment and Collection.

43. The rates of taxation remained the same as in the preceding year (*viz.* Rates of Taxation. General Tax 11 per cent., Fire Tax $\frac{1}{2}$ per cent., Water Tax $3\frac{1}{4}$ per cent. and Halalkhore Tax 3 per cent.); so also the rates for the supply of water by meter measurement to different classes of properties.

44. The net demand in respect of property taxes was Rs. 2,65,55,108 and the collection amounted to Rs. 2,32,51,362 leaving an outstanding of Rs. 33,03,746 as against the corresponding figures of Rs. 2,61,64,725, Rs. 2,37,89,592 and Rs. 23,75,133 in the preceding year. The net demand in respect of wheel tax amounted to Rs. 8,12,900 and the collection to Rs. 7,50,844 leaving an outstanding of Rs. 62,056 as against the corresponding figures of Rs. 8,23,367, Rs. 7,72,455 and Rs. 50,912 in the previous year. The aggregate demand exceeded that of the previous year by Rs. 3,79,917 and the collections fell short by Rs. 5,59,841 and the outstandings increased by Rs. 9,39,758. The percentage of collections to the net demands was 87.70 as against 91.01 in the previous year.

45. Of the total recoverable balance for the year, *viz.*, Rs. 34,03,879, the amount actually outstanding on 30th June 1931, was Rs. 22,28,133. A comparison of the past three years shows a progressive increase in the outstandings, but it must be pointed out that the outstandings during the past two years were swelled by the decision of Government to pay their property taxes in arrears instead of in advance and owing to the dispute between the Municipality and the Mills, with regard to the assessment of the latter. The outstandings from Government during the year were 5.51 lakhs and from Mills 16.68 lakhs. The outstandings from the ordinary rate-payers increased from Rs. 8.58 lakhs to Rs. 10.21 lakhs, but this was largely due to the exceptional conditions during the year, *viz.*, the serious trade depression and widespread unemployment aggravated by political unrest.

46. The number of properties standing in the Assessment book at the close of the year was 46,515 as against 46,544 in the previous year. The number of buildings increased from 36,096 to 36,403 and that of lands including tanks, wells, etc., decreased from 10,380 to 10,044.

47. The total ratable value of properties increased from Rs. 13,31,79,886 to Rs. 13,50,26,397, showing an increase of Rs. 18.46 lakhs as against an increase of Rs. 57 lakhs in the previous year.

48. During the year, the quinquennial assessments (for the years 1929-34) of Government and Port Trust properties were settled, the former resulting in an increase of Rs. 71,757 and the latter in an increase of Rs. 1,44,000. The general conditions regarding the grant of 1/5th drawback were revised and simplified.

V.—Town Duties.

49. There was no variation in the rates of duties leviable during the year. The gross collections and refunds amounted to Rs. 30,50,948 and Rs. 12,87,714 respectively as against Rs. 28,98,772 and Rs. 15,34,225 in the previous year. The net revenue during the year rose from Rs. 13,64,546 to Rs. 17,63,234. This increase was largely due to the phenomenal increase in the imports of sugar in the month of February 1931, on account of the anticipated increase in the customs duty. The realizations from the duty on timber fell by Rs. 66,289.

50. The receipts from the non-refundable duty on raw cotton and the Municipal share thereof amounted to Rs. 29,51,934 and Rs. 12,65,114 respectively against Rs. 35,93,779 and Rs. 15,40,191 in the preceding year. Thus the revenue from this source during the year fell by Rs. 2,75,076. This decrease is mainly due to the poor yield of the Cotton crop up-country owing to late heavy rains.

51. The total number of claims for refund decreased from 52,874 to 47,211. The result of the year's working was a net increase of revenue from Rs. 29,04,737 to Rs. 30,28,349.

Refunds.

VI.—Public Works.

GENERAL.

52. Important changes were effected in the organisation of the Engineering Department during the year under review. The constituent units were reduced from 11 to 5. A new post of Dy. City Engineer was created, and the designation of the Executive Engineer was changed into City Engineer.

Changes in organisation.

ARCHITECTURAL BRANCH.

53. The general conditions as regards building materials and labour continued to be favourable, but the prevalent financial stringency compelled restriction of building activity. The following are some of the more important works executed during the year :—

Municipal Building Construction.

- (a) Market at Chandanwadi at a cost of Rs. 89,020 ;
- (b) Latrines and urinals at the Gateway of India at a cost of Rs. 23,608 ;
- (c) Cholera and Plague Ward at the Arthur Road Hospital at a cost of Rs. 87,781 ;
- (d) Isolation Block for venereal diseases at the King Edward Memorial Hospital at a cost of Rs. 36,831 ; and
- (e) Additional storey over the Nurses' quarters at the King Edward Memorial Hospital at a cost of Rs. 17,639.

Half the cost in the case of (c), (d) and (e) was received from the Governor's Hospital Fund.

BUILDINGS BRANCH.

54. The number of applications received for the erection of new buildings and for alterations to existing ones was 2,562 against 2,725 in the previous year, which marks the lowest level during the last quinquennium. The number of prosecutions instituted against house-owners was 1,217 of which 858 were withdrawn on compliance with the requisitions. 811 notices were issued for the removal of unsafe structures of which 626 were complied with and 185 were outstanding at the close of the year. 20 cases of house collapse occurred during the year, the number of casualties being 14 injured and 5 killed.

Private Building Construction.

55. The amount expended on set-backs during the year amounted to Rs. 3,52,637 as against Rs. 3,77,125 in the preceding year. The liabilities outstanding for setbacks sanctioned to be acquired amounted to Rs. 11,58,363. During the year a special staff was appointed for the licensing of stallboards and weatherframe projections ; and action was started in selected areas with the result that 1,350 unauthorised projections were removed and 851 were allowed to remain on payment of the prescribed fees.

Set-backs and projections.

LAND ACQUISITION AND MANAGEMENT BRANCH.

56. The work of improving the defects in the roadway and pavements of the DeLisle Road Overbridge was taken in hand at the cost of the B. B. & C. I. Railway. The work of constructing roads, sewers, etc., in connection with the Dadar Overbridge Scheme was completed during the year ; and that in connection with the Golanji Hill Road was in progress.

Schemes, Roads, etc.

Overbridges,

57. The income from properties acquired in the DeLisle Road Overbridge Scheme was Rs. 9,531; and that from the lands and buildings acquired in connection with the Mahaluxmi Overbridge Rs. 72,240. The receipts from the estates acquired in connection with the Victoria Road Overbridge were poor. In the Hornby Road Scheme awards were given in 8 cases and compensation amounting to Rs. 2,23,157 was paid. Of the 23 cases pending, 18 are proposed to be withdrawn. Out of the 43 plots in the Tulsi Pipe Line Scheme 15 were acquired and the rest were denotified. All the Mahim Development Schemes have been completed so far as acquisition is concerned. The whole carriageway from the Woollen Mills to the Bandra Causeway was asphalted; and the widening of the Lady Jamshedji Road to 80' from the Bombay Woollen Mills to Dadar Overbridge was completed.

58. The rents in connection with the surplus lands let out amounted to Rs. 7,14,552 of which Rs. 5,91,141 were recovered, Rs. 1,40,513 were unrecoverable owing to vacancies, Rs. 1,445 were written off and Rs. 55,738 were outstanding. The rents of buildings in the Development Schemes amounted to Rs. 6,40,261 and from trees, etc., to Rs. 19,796.

MECHANICAL BRANCH.

59. The turnover of the workshops was valued at Rs. 2,83,547 as against Rs. 3,74,191 in the preceding year. The working of the shops resulted in a loss of Rs. 36,649 as against a loss of Rs. 28,649 in the preceding year. With the decrease in the turnover a proportionate increase had to be made in the overhead charges. Considerable reductions were, however, made in the staff during the year.

60. The cost of running the electric Pumping Station at Love Grove was Rs. 1,25,162 as against Rs. 1,28,743 in the previous year. As the cost of the working of the existing pumps proved prohibitive, it was proposed to install new pumps of the required capacity at a cost of Rs. 1,79,654. The saving by this measure is anticipated at about Rs. 50,000 per year. The Steam Compressors at Love Grove being 32 years old, proposals for electrically driven sets are being considered. All the ejector stations worked satisfactorily.

61. Inspection of Workshops and Factories coming within the purview of the Municipal Act was carried out as usual, the number of license and permit cases inspected and disposed of being 490 as against 691 in the preceding year. Nuisance cases disposed of numbered 42 against 36 in the previous year.

WORKS BRANCH.

I.—Construction.

62. The cost of drainage and road works carried out by contract was Rs. 5,04,760 and that of works carried out departmentally Rs. 1,03,400.

63. The stone crushers at Nowroji Hill, Sewri and Love Grove were worked economically resulting in a profit of Rs. 32,571; and the working of the Tar Macadam Plant at Nowroji Hill resulted in a profit of Rs. 4,117.

64. The total mileage of roads in the City increased from 220 to 221. During the year 1.152 miles of roadway were asphalted including 0.073 miles done on behalf of the Improvement Trust. The total mileage of asphalted roads was 36.799 of which 27.813 were

laid by the Municipality and 8.986 by the Improvement Trust. The actual expenditure incurred during the year in this connection was Rs. 1,84,172.

65. Action was taken in respect of 44 private streets for their improvement and 9 were declared public. 21 roads and footpaths were taken over from the Port Trust and the Bombay Improvement Trust, the aggregate length being 2.37 miles. The total length of double tracks laid by the B. E. S. & T. Co. during the year was 4,600 ft. D.T.

Private Streets.

II.—Maintenance.

66. Of the 141.74 miles of pipe sewers, a length of 112.61 was systematically cleaned ; and of 14.85 miles of ovoid sewers, 12.41 miles were scraped. Of the 194.05 miles of storm-water drains, 21.84 miles were cleared of silt. The total expenditure on cleaning work amounted to Rs. 1,69,455. The cost of patching and repairs to roads amounted to Rs. 2,56,698.

Drains and Sewers.

67. The following statement shows by way of comparison the number of lamps under each class and the expenditure incurred on them for the last two years:—

Public Lighting.

	1929-30.		1930-31.	
	No.	Cost.	No.	Cost.
		Rs.		Rs.
Gas lamps	6,839	6,24,951	6,850	6,18,293
Electric lamps	1,311	2,64,587	1,311	2,47,602
Bannister lamps	248	87,957	238	85,160
Kerosine Oil lamps	20	846	20	735
Total	8,418	9,78,341	8,419	9,51,795

VII.—Water Works.

68. The total quantity of water received during the year from the Tansa, Vehar and Tulsi lakes was 30,026 million gallons, giving an average of 82.26 million gallons per day as against 27,437 million gallons or a daily average of 75.17 million gallons in the previous year. The Powai Lake remained unused during the year. Of the above supply 2.04 million gallons per day were given to the suburbs as against 2.06 in the previous year. The average supply to the City was 69.28 gallons per head.

Water supply.

69. The rainfall at all the lakes was satisfactory. At Tansa it was 4 per cent. below the quinquennial average ; at Vehar, Tulsi and Powai it was 5, 8 and 15 per cent. respectively above the quinquennial average. All the four lakes overflowed during the year.

Rainfall.

70. There were 45 bursts on the water mains. The total number of water connections was 35,105 and of meters 2,089.

71. The waste prevention branch detected 33,368 defects of which 16,199 were underground and 17,169 above ground. All the defects were set right.

72. The number of prosecutions instituted by the department was 273 and the fines recovered amounted to Rs. 953.

VIII.—Fire Brigade.

73. The Fire Brigade attended 531 calls as against 447 in the previous year. Of these 152 were false alarms. The Brigade attended 27 cases of collapse of buildings and other rescue operations. As a result of the former 7 persons died and 20 received injuries. The number of fires was 269 which is less than that of the previous year by 8. The total estimated damage by fire was Rs. 11,84,792 against Rs. 13,07,941 in the previous year. As a result of the fires 8 persons died and 13 received minor injuries.

No. of fires and estimated damage.

74. The total number of fire alarms installed is 152. 74 per cent. of the total number of calls were received through this system as against 66 per cent. in the previous year.

No. of fire alarms.

75. The water supply was adequate. The approximate quantity of water used at fires was 14,321 tons of which 13,261 tons were drawn from the mains and the balance from tanks, wells, etc.

Quantity of water used at fires.

76. The Municipal Ambulances attended 709 calls of accidents and 1,557 cases of hire as against 803 accidents and 1,658 cases of hire in the previous year. The amount of fees received was Rs. 8,315 as against Rs. 9,355 in the previous year.

Ambulances.

IX.—Public Gardens.

77. Ten gardens, twenty-three open spaces, two fountains, two bandstands and the Queen's Statue opposite the Improvement Trust Office were maintained by the department. During the year four new recreation grounds and open spaces were taken over from the Improvement Trust. The directed games at the Mustan Shah Tank, Gilder Tank and the Willingdon Playgrounds under the supervision of the Y.M.C.A. continued to be popular. The Gilder Tank maidan was much in demand for cricket pitches from local clubs. The Superintendent of Gardens suggests that if the Northbrook Garden is similarly utilised, it might remove the present nuisance from idlers and vagrants who infest that place. The Bhatia Baug had to be repaired and renovated as the lawn was damaged during the recent political demonstrations when the Baug was often made a base of operations.

Gardens and playgrounds.

78. The number of visitors to the Victoria Gardens was 19,24,203 which shows a fall of 19,709 over the previous year's figures. This may be attributed to the recent political activities in the City. During the year 129 band performances and 25 Indian concerts were held as against 134 and 21 respectively in the preceding year.

Visitors to Vict. Gardens.

79. Thanks are due to H.H. the Maharaja of Kotah and other gentlemen who presented animals to the Zoo at the Victoria Gardens, to the B. I. S. N. Co., and P. & O. Co. who transported plants and animals free of charge, to the G. I. P. Rly., B. B. & C. I. Rly., M. S. M. Rly., and the Mysore State Railway for transporting plants and animals at concession rates; and to the Director and staff of the Haffkine Institute in making post mortem and bacteriological examinations of our animals.

Acknowledgments.

X.—Victoria and Albert Museum.

80. The Museum was kept open for 313 days during the year as against 130 days in the previous year. The number of visitors was 8,77,313 giving a daily average of 2,803 as against a total of 4,80,927 and a daily average of 3,700 in the preceding year. The attendance showed improvement during the closing three months of the year. Specimens made of ivory, bone,

mother of pearl and silver and Indian head-dresses were added to the respective sections. In the fruit section some artificial specimens were replaced by plaster casts. Thanks are due to the various gentlemen and institutions who presented specimens, photographs and books to the Museum.

XI.—General Stores.

81. The total value of stores on hand at the beginning of the year was Rs. 8,64,077, of which the value of General Stores was Rs. 4,72,921, of Capital Stores Rs. 3,09,975 and of Line Suspense Stores Rs. 81,181. The purchases during the year including the value of articles received on transfer, amounted to Rs. 7,92,036, while stores issued were valued at Rs. 8,53,362. The value of stores on hand at the close of the year was Rs. 8,02,752 against Rs. 8,64,077 at the close of the previous year. Due care was exercised in keeping down the balance in stock.

82. The prices of stock purchased fell by 6 per cent. during the year. Almost all articles of importance purchased were of Indian manufacture and the value of such articles amounted to Rs. 5,15,000. Articles of foreign make were purchased only in cases where articles of Indian make were not available or where the prices quoted for Indian made articles were much higher.

83. The number of tenders invited by the department was 120, and that of orders placed for purchases was 5,629. The number of tenders and indents (inclusive of sales memos) complied with was 29,224.

XII.—Licenses.

84. The total number of licenses and permits issued during the year in respect of licensable trades and factories was 14,829 against 15,104 in the previous year and the amount of fees recovered was Rs. 1,55,472 against Rs. 1,34,979 in the preceding year. Thus although the number of licenses and permits decreased by 275, the receipts increased by Rs. 20,493. The increase was due to the revised scale of fees, sanctioned by the Corporation, being brought into force from 1st April 1930.

85. The number of permits issued for exhibiting sky-signs and advertisements during the year was 1,198 and the fees recovered were Rs. 40,567 against 1,122 permits issued and Rs. 35,330 collected during the preceding year. In view of the recent amendment of the Municipal Act fees were levied from 1st October 1930, in respect of advertisements displayed outside the tram cars and buses belonging to the B. E. S. & T. Company and this was responsible for a slight increase in the receipts from this source.

86. The total number of licenses issued to hawkers and squatters during the year was 17,764 against 16,189 and the amount of fees collected was Rs. 74,933 against Rs. 68,623 in the preceding year. The increase in the receipts is due chiefly to the two additional sites at Grant Road and Jail Road East being set apart as reserved areas.

87. Nine prosecutions were launched against hawkers of which seven resulted in conviction. The number of other prosecutions instituted during the year exceeded that for the preceding year by 459.

XIII.—Markets.

88. The aggregate receipts of the Department during the year amounted to Rs. 11,67,805 showing a decrease of Rs. 34,326 from those of the preceding year. This decrease is due to the fall in the slaughter fees and to vacancies in the market stalls.

89. The number of Municipal markets increased during the year from 16 to 17 due to the opening of the market at Chandanwady in July 1930. The latter, however, failed to attract dealers owing to the close proximity of a private market at Chira Bazar. The Gilder Tank Market showed some improvement at the beginning of the year but it did not find continued favour with the vegetable sellers who preferred to squat on the Grant Road footpath in spite of every endeavour made by the Municipality to stop them from doing so. The footpath had eventually to be reconverted into an authorised area from September 1930.

90. The net receipts from the Municipal markets amounted to Rs. 3,81,938 against Rs. 3,49,990 in the preceding year.

91. The number of private markets was 17 and the license fees in respect of them amounted to Rs. 27,304 against Rs. 28,707 in the previous year. The number of outside meat shops diminished from 151 to 130 and the fees realised from them fell from Rs. 7,657 to Rs. 6,342. The decrease in the number of outside meat shops was due to the removal of some of them to the Gilder Tank market.

92. The total quantity of unwholesome food destroyed was 3,60,527 lbs. against 2,79,550 lbs. in the preceding year. The quantity of contraband meat seized and destroyed was 6,600 lbs. against 5,874 lbs. in the previous year.

93. The receipts from Slaughter fees at the Bandra Slaughter Houses amounted to Rs. 3,65,690 against Rs. 3,87,274 in the preceding year and those from the Kurla Slaughter House amounted to Rs. 68,790 against Rs. 68,700 for the year 1929-30. The collection of fair and feeding fees at the Bandra Slaughter House amounted to Rs. 1,47,264.

94. The number of animals slaughtered at Bandra was 8,59,318 of which 9,900 were buffaloes, 37,182 cows and bullocks and 8,52,236 sheep and goats. The number of pigs slaughtered at the Arthur Road Pig Slaughter House was 1,597 against 1,776 in the previous year and the slaughter fees in respect of them amounted to Rs. 1,555 against Rs. 1,730, in the preceding year.

XIV.—The King Edward VII Memorial Hospital and The Seth Gordhandas Sunderdas Medical College.

95. The Scheduled number of beds was increased from 334 to 354. But the demand for accommodation was so great that the King Edward Memorial Hospital had to work throughout the year in excess of its full complement. The peak number of in-patients on a single day was 411 and that of out-patients 898. The total number of in-patients admitted and new out-patients treated during the year was 9,117 and 58,377 respectively as against 8,265 and 51,760 in the preceding year. The total expenditure incurred on the maintenance of the Hospital was Rs. 5,26,572 as against Rs. 4,96,747 in the previous year. The average cost per in-patient was Rs. 45-8-2 and that per new out-patient Rs. 1-8-3 as against Rs. 48-1-10 and Rs. 1-7-6 respectively for the previous year.

96. The number of students in the Gordhandas Sunderdas Medical College increased from 232 to 263. The examination results including those of the post-graduate courses were generally satisfactory, the percentage of successful students being 57.33. The result of the Final M.B.B.S., Part II taken by itself was about 40 per cent. The total expenditure on the college and the hostel was Rs. 2,29,501 as against Rs. 2,23,241, in the preceding year and the receipts amounted to Rs. 79,116 as

against Rs. 60,729 in the preceding year. The College was affiliated to the University for the B. Sc. courses in Human Anatomy, Embryology and Animal Physiology and Micro-Biology, the affiliation in the former two courses being for a period of 5 years only. Research work was carried on in (1) the nutritive value of Indian Vegetable foodstuffs, (2) the determination of Hæmoglobin in Health and Anæmias of Bombay and (3) Maternal and Fætal Dystocia in Bombay, from the grants allotted by the Indian Research Fund Association. In appreciation of the work so far done the Association has further entrusted to the College investigations in (1) Anthropometric measurements in Bombay, (2) a systematic Survey of Bombay Dietary and (3) a study of protozoal parasites in Vitro. Some minor investigations have also been undertaken by the College.

97. The Hospital and the College have within a comparatively short time distinguished themselves beyond expectation and earned a reputation all over India.

XV.—Education.

98. The number of Municipal Schools increased from 326 to 330 and the number of pupils from 51,710 to 56,093. The first half of the year was marked by a great fall in the attendance due to political unrest, while the latter half was marked by an equally striking advance. The attendance at the close of the year showed a rise in the Marathi and Urdu Schools and a fall in the Gujrati Schools. The number of teachers on the schedule remained the same as in the previous year, viz., 1891. There were besides 150 special teachers. The proportion of teachers to pupils was 1 to 29·6 as against 1 to 28 in the previous year. The percentage of trained teachers to the total strength was 51·1 against 51·6 in the preceding year. The percentage of trained teachers in the Urdu Girls' Schools was 16·6 only.

99. The total expenditure amounted to Rs. 30,68,579 against Rs. 29,68,294 in the preceding year, showing a net increase of Rs. 1,00,285. Nearly 60 per cent. of this increase was in respect of annual increments to teachers, etc. and 19 per cent. in regard to school furniture.

100. The expenditure on the Schools Committee's head office met out of the General Fund fell from Rs. 60,471 to Rs. 59,449. The average expenditure per pupil during the year fell from Rs. 53·3 to Rs. 50·9 and is the lowest since 1920-21. This reduction was rendered possible by a sudden rise in the number of pupils during the closing months of the year. If the Schools Committee's head office expenditure were taken into account, the average cost per pupil would be raised from Rs. 50·9 to Rs. 51·9.

101. The number of Aided Schools increased from 180 to 183, while the number of pupils thereat showed a slight decrease from 18,588 to 18,226. Except on the Marathi side, there was a reduction in all the sections. This fall is attributed to the disturbed conditions in the City during the year. The total number of teachers (including part-time teachers) was 1,047 as against 1,081 in the previous year. The proportion of teachers to pupils was 1 to 17·40. This compares unfavourably with the proportion maintained in Municipal Schools, viz., 1 to 29·6; but it must be pointed out that a large number of teachers in the Aided Schools are only part-time. The percentage of trained teachers in these schools is also comparatively low, being only 28 as against 51·1 in Municipal Schools. The total amount of grants paid to Aided Schools was Rs. 1,90,335 as against Rs. 1,91,270 in the preceding year. The average cost per pupil in these schools was Rs. 43 as against Rs. 44·4 in the preceding year, and the cost to the Municipality in respect of each pupil was Rs. 11 per ann. um.

102. The total amount of grants received from Government was Rs. 8,15,267 against Rs. 8,10,418 in 1929-30. The arrears of grant since 1922-23 according to Municipal claim therefore amount to Rs. 26,72,632.

Government Grants.

103. The Scheme for Free and Compulsory Primary Education in F and G Wards made appreciable advance during the year owing to the special efforts of the 75 attendance teachers employed for stimulating progress. At the beginning of the year, out of 18,085 children of compulsory age, 13,098 attended schools, while at the close of the year out of a total number of 18,374 pupils, 15,018 attended schools. The number still left out of the scheme is 3,256. Any advance to be effective must, however, be both extensive and intensive; and while efforts at reclaiming new recruits should be continued unabated, it is equally necessary to see that those who are brought to school are retained till the completion of the full primary course. Concentration of attention on the former to the neglect of the latter will make the success of the compulsory scheme more spectacular than real.

Free and Compulsory Education Scheme.

104. The medical inspection of school children revealed that among the newly examined cases, the percentage of boys free from disease was 77 as against 50 in the preceding year, and that of girls 52.9 as against 48 in the previous year. Malnutrition and bad teeth accounted for 40 per cent. of the defects. Experiments made during the year in School Clinics disclosed the need of their continuance.

Medical inspection.

105. During the year the constitution of the Schools Committee underwent modification as a result of amendment of Section 39 of the Municipal Act. The salaries of teachers were scaled down in the case of new recruits.

Changes in constitution, etc.

XVI.—Public Health.

106. The general health of the City continued to be satisfactory. The birth and death rates have been worked out on the estimated population of 1930, *viz.*, 12,98,708 according to the method approved by Government. The census of 1931 shows a population of 11,57,851, *i.e.*, a figure nearer to the census figure of 1921, *viz.*, 11,75,914. But as the vital statistics in the previous years were cast on the estimated population and as the work of compiling statistics had already far advanced when the results of the Census of 1931 were known, the calculations based on the estimated population have been allowed to stand.

Basis of vital statistics.

107. The number of live births during the year was 25,329 which marks a record since 1866, when the statistics first came to be compiled. The rate per 1,000 works out at 19.5 as against 18.6 in the preceding year.

Births.

108. The number of deaths during the year was 27,552. This gives a death rate of 21.2 per 1,000 as against 20.4 in the preceding year, which marks the lowest record since 1872 excluding the preceding two years. The death rate among males was 18 and among females 28 as against 17 and 27 respectively in 1929. Taking by age groups, the incidence of mortality was highest among the infants under one year, *viz.*, 27.2 which is the same as that recorded in 1929. A curious fact that emerges from the figures of births and deaths is that the mortality is generally high in the first six months of the year, and the number of births is generally high in the next six months.

Deaths.

109. The total mortality from plague, cholera and small-pox was 29, 40 and 1,677 against 29, 8 and 1,135 respectively in the preceding year. The mortality from plague which was the same as in the last year is the lowest since 1896. Small-pox was prevalent in mild form throughout the year and in epidemic form for 22 weeks. The mortality from small-pox is the highest since 1905. The locality worst affected was Worli Section. Influenza accounted for 75 deaths as against 63 in the previous year. Tuberculosis was responsible for 1,450 deaths against 1,529 in 1929. The incidence from this mortality in the two principal communities was as follows:—

Hindu	{	Male	61.15
		Female	38.42
Muhammadan	{	Male	38.85
		Female	61.58

110. It is significant that the mortality from this cause is decreasing progressively during the past several years.

111. The mortality among infants (under one year) was 7,506 as against 7,225 in the preceding year. Nevertheless, the infant death rate per 1,000 births *viz.*, 296 was the lowest ever recorded. The principal causes which accounted for nearly 71 per cent. of deaths in this class are diseases of the respiratory system, infantile debility and premature birth. It is encouraging to find that the percentage has decreased from 73 to 71 in the year under report. The incidence of infant mortality among infants living in one room tenements was noticeably heavy, being 73 per cent. of the total infant mortality.

112. The measures for the reduction of infant mortality were continued unabated. Ten Municipal Nurses employed for visiting chawls inhabited by the poor and for diffusing and popularising knowledge in the primary principles of health and hygiene paid 30,482 visits as against 37,948 in the preceding year and attended 1,245 cases of confinement, as against 1,087 in the year 1929. The number of cases admitted to the four Maternity Homes was 3,361 as against 3,051 in the preceding year. The number of cases confined in the Homes was 3,017 as against 2,751 in 1929. The activities of the Welfare Centres numbering 9 organised by the Infant Welfare Society deserve commendation. One of the important measures for the reduction of infant mortality is an adequate and ample supply of milk and with the new milk supply scheme in the offing it is hoped that it may be possible to make some progress in this direction in the near future.

113. Malaria accounted for 195 deaths as against 216 in the preceding year; but the true measure of its incidence is reflected in the attacks which numbered 61,384 against 1,01,507 in the preceding year. The predisposing causes of Malaria are wells and tanks. When Major Covell began his Malaria Survey in April 1928 there were 2,429 open or partially open wells. Out of these 60 were filled in and 31 were hermetically closed before Major Covell submitted his report at the end of September 1928. From this time upto the close of the year 272 wells were filled in and 796 wells were sealed. In the meantime 108 wells were newly discovered. So the number of wells now left open or with trap doors is 1,378. The examination of cisterns, mill tanks, etc., and filling of quarry holes and other places of breeding were systematically carried on.

114. During the year 7,718 privy seats were converted into water closets, the number remaining to be dealt with on 1st January 1931 being 22,000.

115. Free medical relief at the 13 Municipal dispensaries was continued as usual, the number of new cases treated being 83,162 as
Medical attendance. against 80,783 in 1929. The total attendance numbered 2,21,045 as against 2,03,132 in the previous year.

MUNICIPAL SERVANTS ACT.

116. No circumstances arose in any Department of the Municipality in which it was necessary to put into operation the provisions of the Municipal Servants Act.

H. K. KIRPALANI,
Municipal Commissioner.

CHIEF ACCOUNTANT'S REPORT

FOR 1930-31.

Contents.

	PAGES
Opening Remarks	23 to 25
Income	25 to 26
Octroi Duties	27
Revenue Expenditure (including Lapsed Grants and Savings)	27 to 31
Loans Raised	32
Loan Works Expenditure	32 to 33
Debt and Sinking Funds	34
Liabilities and Assets	34
Investments and Invested Balances	34 to 35
Special Funds	35
Water Works Income and Expenditure Account and Assets and Liabilities	35 to 36
Markets and Slaughter Houses Account	36
Suspense Accounts	36 to 37
Reserve Stock & Capital Stores	37 to 38
Street Improvements	38
Levelling, Metalling, etc. Private Streets	38
Conversion of Insanitary Privies into Water Closets	38 to 39
General Remarks	39 to 40
List of Appendices	41

FINANCIAL.

Report of M. R. Tambe, Esq., Chief Accountant, for the financial year 1930-31 forwarded with his No. A.B./499/C. Annual Report, dated 20th August 1931 :—

I have the honour to submit my report on the accounts of the Municipality for the year 1930-31.

2. During the year under report, the rates of taxation were as shown below :—

Particulars.	Rates for 1930-31.
General Tax	11 per cent.
Fire Tax	$\frac{1}{2}$ " "
Water Tax on value	$3\frac{1}{4}$ " "
Do. Meter Measurement	Same as those of the previous year.
Halalkhore Tax	3 per cent.

3. The following statement sets out in summary form, the transactions for the year pertaining to Revenue, and the Actuals for the preceding year :—

	1930-31.			Actuals for 1929-30.
	Budget.	Revised.	Actuals.	
	Rs.	Rs.	Rs.	Rs.
Opening Balance	34,46,000	37,14,268	37,14,268	45,86,088
Income	3,31,91,710	3,25,00,210	3,20,46,672	3,31,40,098
Expenditure	3,37,45,711	3,34,57,641	3,26,47,552	3,80,00,829
Surplus	1,39,269
Deficit	5,54,001	9,57,431	6,00,880	...
Balance	28,91,999	27,56,837	31,13,388	47,25,357
Recoupment of Advances, &c. ..	+ 3,69,000	+ 4,97,264	+ 1,65,058	-10,11,089
Closing Balance	32,60,999	32,54,101	32,78,446	37,14,268

4. The net unhypothecated Surplus Cash Balance on 31st March 1931 is as under :—

LIABILITIES.	Rs.	ASSETS.	Rs.
Reserve Stock including Capital Stores	8,38,865	Surplus Revenue Fund, Appendix No. 2 of the Chief Accountant's Administration Report (1930-31).	68,89,892
Advance for Plant and Machinery	20,56,433		
Miscellaneous Advances	41,148		
Advance for conversion of insanitary basket privies into water-closets by subsidising house owners	6,75,000		
Minimum required by law	1,00,000		
Surplus Cash Balance	31,78,446		
Rs. ..	<u>68,89,892</u>	Rs. ..	<u>68,89,892</u>

5. The opening and closing Reserve Stores (including Capital Stores) Balances are as compared below :—

	1930-31.	1929-30.	Decrease.
	Rs.	Rs.	Rs.
Serviceable Stores	8,38,865	9,03,723	—64,858

6. The outstanding of rates and taxes at the close of the year 1930-31 stood at Rs. 28,47,779 against Rs. 24,26,044 in the previous year, showing an increase of Rs. 4,21,735.

Outstanding at	General Tax.	Water Tax.	Halalkhore Tax.	Wheel Tax.	Total.
	Rs.	Rs.	Rs.	Rs.	Rs.
31st March 1930	17,17,141	3,72,773	2,85,219	50,911	24,26,044
Do. 1931	19,65,087	2,99,892	5,20,743	62,057	28,47,779
	2,47,946	72,881	2,35,524	11,146	4,21,735
	Increase	Decrease	Increase	Increase	Increase.

The amount outstanding on account of rates, and taxes at the close of each year during the last five years (including the year under report) was as under :—

Year.	Outstanding.	Net Demand.	Percentage of outstanding to Net Demand.
	Rs.	Rs.	
1926-27	13,45,427	2,60,93,298	5.15
1927-28	16,04,461	2,58,17,754	6.21
1928-29	22,00,890	2,59,90,599	8.47
1929-30	24,29,480	2,70,47,673	8.98
1930-31	28,47,779	2,68,49,985	10.60

The outstandings for 1930-31 consist of Rs. 16,68,098 payable by the mills, Rs. 33,036 by the Government, Rs. 84,299 by the Bombay Port Trust and the City Improvement Trust, Rs. 41,328 by the Great Indian Peninsula Railway and Rs. 10,21,028 by other ratepayers. The reasons for outstandings have been fully dealt with in the Assessor and Collector's Report. Item No. 1 is due to the matter of the valuation of mills being in dispute and will disappear after the references made to the Chief Judge, Small Causes Court, in the matter are settled. The other items do not call for any special remarks. Excluding the first item amounting to Rs. 16,68,098 the balance of outstandings from other local bodies, etc., and other ratepayers is Rs. 11,79,681, the percentage of outstandings to net demand being 4.68 which is much less than in the previous four years. It may further be noted that upto the end of July 1931 arrears have been recovered to the extent of about Rs. 14.5 lakhs out of which about Rs. 9 lakhs paid by the mills are held in deposit account pending final adjustment.

7. The Loan liabilities at the beginning and at the end of the year were as under :—

Outstanding debt at 1st April 1930.	Loans raised during the year.	Repayment during the year.	Outstanding debt at 31st March 1931.
Rs. 18,09,63,341	Rs. 40,00,000	Rs. 55,27,276	Rs. 17,94,36,065

It is to be noted that Rs. 19,94,276 were repaid to Government on the basis of equated payments out of revenue, and that Rs. 34,91,500 and Rs. 41,500 were repaid to debenture holders out of Sinking Fund Investments and out of the Rs. 31.43 and Rs. 28 lakhs loans raised for repayment of Rs. 40 and Rs. 50 lakhs loans in 1929-30 and held in the Loans Redemption Fund respectively.

The state of the Sinking Fund is shown below :—

Amount of Fund at 1st April 1930.	Interest realizations.	Sinking Fund Instalments.	Total.	Withdrawn for repayment.	Amount of the Fund at 31st March 1931.
Rs. 3,03,41,783	Rs. 12,28,070	Rs. 14,52,659	Rs. 3,30,22,512	Rs. 34,91,500	Rs. 2,95,31,012

As approved under Corporation Resolution No. 6114 of 12th September 1927, the book value of the securities other than the Municipal debentures held in Sinking Funds has been calculated at their cost price and Rs. 11,40,467 are therefore held in Sinking Fund Investments Reserve Fund to make good the difference between the book and the market value.

INCOME.

8. A detailed comparison between the Budget Estimates and the Actuals will be found in Appendix No. 3. The estimated Income for the year was Rs. 3,31,91,710 against which the Actuals amounted to Rs. 3,20,46,672, resulting in a decrease of Rs. 11,45,038.

The decreases are under (1) General Tax (Rs. 3,18) on account of less receipts from the Public, Rs. 3,05 due to reduction in valuation and from the Mills Rs. 4,03 due to dispute in settlement of valuations, counter-balanced by increased receipts of Rs. 3,3 from the G. I. P. Railway on account of arrears of tax due for 1929-30, (2) Cotton Import Duty (Rs. 85) due to depression in cotton trade, (3) Miscellaneous (Rs. 49) on account of less realizations of fines for offences against the law and rent of buildings, (4) Water Tax (Rs. 1,99) made up of decrease of Rs. 1,26 in water tax on value and of Rs. 98 under water by meter measurements counter-balanced by a small increase of Rs. 20 under compounded tax, (5) Halalkhore Tax (Rs. 1,34) consisting of, on valuation Rs. 87 and special service Rs. 48, (6) Buildings, Land Acquisition and Management (Rs. 4,66), distributed under sale proceeds of land Rs. 3,16, Rent of Building Rs. 35, Ground Rent Rs. 97 and Miscellaneous Rs. 18, chiefly due to unfavourable economic conditions and consequent slump in the property market, (7) Markets and Slaughter Houses (Rs. 41) for less receipts under Stall Rents and (8) Contribution from Capital Funds to Revenue on account of Loan Works staff (Rs. 72) due to restricted Capital Works Programme. These decreases were set off by increases under Town Duties (Rs. 1,60) due to more imports of sugar and less refunds and Interest and Profit on Investments (Rs. 66) on account of interest realised on larger balances in hand.

9. The position as regards our Income from General Tax, Water Tax and Halalkhore Tax will be seen from the sub-joined statement.

1930-31.	Amount.	Total.	Grand Total.	1929-30.	Amount.	Total.	Grand Total.
	Rs.	Rs.	Rs.		Rs.	Rs.	Rs.
1. General Tax (including Fire Tax) at 11½ per cent.—				1. General Tax (including Fire Tax) at 11½ per cent.—			
Total collections booked	1,35,38,766			Total collections booked	1,32,87,520		
<i>Less—</i>				<i>Less—</i>			
Recoveries for previous years	16,78,856			Recoveries for previous years	8,70,076		
	1,18,59,810				1,24,17,444		
<i>Add—</i>				<i>Add—</i>			
Outstandings for the year at the close of the year	23,72,629	1,42,32,439		Outstandings for the year at the close of the year	16,23,608	1,40,41,052	
2. Water Tax at 3½ per cent. and water charges by measurement and at compounded rate—				2. Water Tax at 3½ per cent. and water charges by measurement and at compounded rate—			
Total collections booked... ..	63,78,846			Total collections booked... ..	69,92,298		
<i>Less—</i>				<i>Less—</i>			
Recoveries for previous years	69,312			Recoveries for previous years	1,29,511		
	63,09,534				68,62,787		
<i>Add—</i>				<i>Add—</i>			
Outstandings for the year at the close of the year	2,52,235	65,61,769		Outstandings for the year at the close of the year	8,05,029	71,67,816	
3. Halalkhore Tax at 3 per cent. and for special service—				3. Halalkhore Tax at 3 per cent. and for special service—			
Total collections booked	32,28,684			Total collections booked... ..	33,37,083		
<i>Less—</i>				<i>Less—</i>			
Recoveries for previous years	2,25,776			Recoveries for previous years	1,39,514		
	30,02,908				81,97,569		
<i>Add—</i>				<i>Add—</i>			
Outstandings for the year at the close of the year	4,92,391	34,95,299	2,42,89,570	Outstandings for the year at the close of the year	2,61,676	34,69,245	2,46,68,113

Net demand on account of Property Taxes inclusive of refunds for	1930-31	Rs.	2,42,89,507
do,	1929-30	"	2,46,68,113
	Decrease	Rs.	3,78,606.

OCTROI DUTIES.

10. The various articles on which duty was levied at the time of import under the provisions of Section 192 (1) of the Municipal Act, the amount levied and refunds allowed thereon under Section 195 on their export are shown in Appendix No. 17.

The gross collections for the year were estimated at Rs. 32,00,000, the refunds and commission charges at Rs. 17,21,000 and the net revenue at Rs. 14,79,000. The revenue collected and paid into the Municipal Treasury in the year amounted to Rs. 29,55,174 and after deducting the amount of Rs. 13,16,206 on account of refunds, the net receipts amounted to Rs. 16,38,968 showing an increase of Rs. 3,56,434 as compared with the actuals of the previous year viz: Rs. 12,82,534 (Rs. 13,71,364—Rs. 88,830 commission charges). This increase is chiefly due to additional receipt of Rs. 4,26,702 from sugar set off by a decrease of Rs. 66,289 in the net revenue derived from timber as compared with the preceding year.

COTTON DUTY.

11. Under Bombay Act XX of 1920, the net proceeds of the duty after deducting cost of collection are divisible between Government and the Municipality in the proportion of 4 to 3. The net collections received from the two Railways and the Port Trust during the year under report amounted to Rs. 29,51,934 as against Rs. 35,93,779 of the previous year. Rs. 16,86,820 represent the share of Government and Rs. 12,65,114 that of the Municipality. There is thus a decrease of Rs. 2,75,077 as compared with the actuals of the previous year viz: Rs. 15,40,191 due to depression in cotton trade (*vide* Appendix No. 18).

REVENUE EXPENDITURE.

12. The final sanctioned grants amounted in the aggregate to Rs. 3,46,02,387 as follows:—

Budget Grants	Rs. 3,37,45,711
Unexpended grants of previous years renewed for expenditure	„ 4,96,596
Additional Grants	„ 3,60,080
Final sanctioned grants	<u>Rs. 3,46,02,387</u>

13. The transfers from one Budget head to another without in any way affecting the total Budget provision for the year amounted to Rs. 2,16,824.

14. In the following statement the final grants sanctioned from 1926-27 are compared with the savings year by year:—

Year.	Final grants sanctioned.	Grants to be renewed for expenditure in the following year.	Expenditure booked against final grants.	Savings on final grants sanctioned.
	Rs.	Rs.	Rs.	Rs.
1926-27	3,36,17,858	6,68,083	3,01,62,656	27,87,119
1927-28	3,37,32,677	6,39,035	3,14,45,875	16,48,767
1928-29	3,50,12,603	8,28,858	3,27,50,278	14,33,467
1929-30	3,47,12,930	4,99,110	3,30,00,829	12,12,991
1930-31	3,46,02,387	6,17,635	3,26,47,552	13,37,200

15. The total lapsed grants estimated to be renewed in 1931-32 aggregate Rs. 6,17,635 against Rs. 4,99,110 in 1930-31 and the heads under which the renewals are required will be found in Appendix No. 4.

The more important renewals over Rs. 10,000 and the percentage of renewed grants to grants allotted are shown in the following table:—

Percentage of renewals to total sanctioned grants.	Departments and Service Heads.	Total Renewals. Rs.
	I—General Supervision, Collection of Revenue, etc.—	
28.55	C—Upkeep of Municipal Head Office	18,035
12.61	E—Miscellaneous charges	84,023
1.66	II—Water Works (including debt charges amounting to Rs. 57,223)	1,18,677
3.46	V—Public Health	36,178
2.78	VI—Medical Relief and Education	66,468
2.41	VII—Street Cleansing and Conservancy, Road Watering and Halalkhore Service	87,111
1.85	VIII—Roads, Drains and Sewers	1,23,517
2.92	IX—Mechanical	35,337
3.26	XIV—Markets and Slaughter Houses.	25,606

Against the figure of lapsed grants of Rs. 5,56,000 shown in the Revised Estimates as required to be renewed, the actual figure on this account now works out at Rs. 6,17,635, showing an increase of Rs. 61,635 over the former figure. This figure is made up of Rs. 1,38,697 on account of interest, etc. charges on Municipal debentures due but not paid up to the end of 1930-31 and the balance of Rs. 4,78,938 is intended for meeting liabilities incurred and to be incurred. The increase in renewals is due to large balances in grants for repairs and maintenance. It may be pointed out that in a number of cases orders for repairs, etc., are given in the last month i.e. February, such works being carried out departmentally. In such cases the works are not completed before the close of the year and a portion of the work is actually carried out in the following year, the unspent balances being renewed for meeting such expenditure. It has been brought to the notice of the departmental officers that grants will not be allowed to be renewed except in special circumstances. This will tend to reduce the amount of renewed grants in future.

16. A detailed comparison between the actual expenditure during 1929-30 and 1930-31 will be found in Appendix No. 4.

The increases in expenditure aggregated Rs. 75,78,662 under certain heads and the decreases amounted to Rs. 79,31,939 in other heads. These abnormal variations are due to an adjustment of a sum of Rs. 68,80,395 representing the amount of debt charges hitherto shown under the head I—General Supervision now allocated to different service heads on which loan money was expended and after eliminating this item, the real increases come to Rs. 6,98,267 and decreases to Rs. 10,51,544 giving a net decrease of Rs. 3,53,277.

The following were the main factors contributing to the Increases and Decreases :—

Budget Head.	Amount of Increase.	Amount of Decrease.	REMARKS.
	Rs.	Rs.	
I. General Supervision—			
A. General Superintendence—			
(a) Corporation and Standing Committee.	11,842	Due to less expenditure under Printing and Stationery.
(b) Municipal Commissioner's Personal and General Office.	10,295	The actuals for the previous year included a large sum on account of renewed expenditure on printing and stationery.
(c) Audit and Account's	9,149	A proportion of the expenditure is charged to Markets and Slaughter Houses for the first time this year.
B. Collection of Revenue—			
(b) Town Duty Collections	88,760	The decrease represents amount of commission charges now being shown on income side by way of deduction from the collections instead of being included under this head as in previous years.
II. Water Works—			
A. Establishment and Labour ...	16,192	Due to increments and more expenditure on labour.
B. Repairs and Maintenance ..	11,646	Due to more expenditure on repairs to trenches, maintenance of Tansa Atgaon Road and new embankments from Tansa to Bandra.
C. Meters	23,449	During the preceding year a large credit of Rs. 24,794 was booked on account of return of surplus meters let on hire to the Store-keeper.
D. Miscellaneous -- -- --	17,034	Due to less expenditure mainly under chlorinating the Bombay Water Supply.
Debt charges -- --	52,916	Due to re-allocation of debt charges on the basis of expenditure according to services.
New Works --	15,762	Larger number of new works executed.
III. Education—Primary—			
A. Municipal Institutions	61,608	The decrease in contribution to the Schools Committee over the preceding year amounted to Rs. 1,40,870 against which is to be set off the decrease of Rs. 80,286 in receipts from the Committee on account of refund of Surplus Cash Balance in their hands resulting in a net decrease of Rs. 60,584 which accounts for the decrease under this head.
IV. Education—Secondary—			
A. Municipal Institutions	29,159	The expenditure for the preceding year included a sum of Rs. 29,457 for special work of renewing the terrace flooring of the Victoria and Albert Museum.
B. Aided Institutions	24,159	Due to smaller contribution to the Victoria Jubilee Technical Institute and to the closing of the plumbing classes at the Institute resulting in a saving of Rs. 15,000 and Rs. 7,200 respectively.

Budget Head.	Amount of Increase.	Amount of Decrease.	REMARKS.
V. Public Health—	Rs.	Rs.	
A. General Supervision	29,155	Decreases mainly under Establishment due partly to acting arrangements having been made in place of Executive Health Officer on leave in 1929-30 who subsequently died and the holder of the post paid at the minimum of the grade and partly to reduction of one post of Assistant Health Officer, 1st Grade, and other staff.
B. Epidemics..	7,170	Less expenditure required to be incurred on Establishment and medicines.
C. Vaccination	18,319	Mainly on account of purchase of lymph in extra quantities due to small-pox epidemic.
D. Malaria	11,258	Increase under Establishment mainly due to one new post of A.H.O., 1st grade.
H. Census	13,402	To meet the Municipal share of cost on account of decennial Census.
VI. Medical Relief and Education—			
A. Hospitals and Dispensaries—			
(a) Infectious Diseases Hospitals—			
II. Arthur Road Hospital for Infectious Diseases.	7,069	Less Expenditure mainly under diets and clothing.
(b) Maternity Homes	12,833	Increase under Establishment, contingencies, books and dead stock, special repairs, and Equipment to Khetwadi Maternity Home.
D. Grants-in-aid	70,418	Increased contributions were granted to Helpless Beggars Relief Committee (Rs. 4,000), N. N. Wadia Maternity Home (Rs. 20,849), Bai Jerbai Wadia Children's Hospital (Rs. 45,000) and to certain other Institutions counter-balanced by decreased contributions to some including People's Free Hospital (Rs. 5,000).
G. K. E. M. Hospital	47,130	Increase mainly under Establishment, medicines, contingencies and Repairs and Maintenance partly set off by decrease under diets.
New Works... ..	10,123	Larger number of new works executed.
VII. Street Cleansing and Conservancy—			
A. Street Cleansing and Conservancy—			
(C) Street Cleansing—			
(a) Scavenging	17,338	Decrease under Labour.
(b) Road Scraping	7,481	
(c) Removal of Town Refuse	78,284	Decrease chiefly due to less expenditure under Bullock Traction under Labour (Rs. 11,542), Live Stock (Rs. 6,568), Feed (Rs. 35,579), Stores (Rs. 5,764) and Repairs and Maintenance of carts (Rs. 19,467).
D. Halalkhore Service—			
(a) Cleansing and Sanitation	62,715	Decrease under labour charges on account of reduction due to subvention scheme and to re-arrangement of work.
(b) Bullock Traction	13,192	Decrease under Feed, Live Stock and Repairs to carts.
(c) Miscellaneous	16,324	Decrease mainly under special repairs to Buildings and structures, rent of building and water supply.
New Works	9,729	Smaller number of new works carried out.

Budget Head;	Amount of Increase.	Amount of Decrease.	REMARKS.
	Rs.	Rs.	
VIII.—Roads, Drains and Sewers—			
A. Roads, Overbridges and footpaths	2,01,830	Mainly due to transfer to this head of expenditure on General Supervising Establishment from the head "B.—Drains and Sewers" shown below.
C. Cleansing and Repairing Port Trust Wharves and Roads.	9,979	The expenditure for the preceding year included a sum of Rs. 10,529 on account of arrears of rebate due to Port Trust for roads at Cotton Depot for the years 1927-28 and 1928-29.
D. Public Lighting	8,712	Drop in repairs and maintenance charges.
E. Drains and Sewers—			
(a) Drains	2,06,017	See remarks under 'A Roads, Overbridges, and Footpaths' above.
Loan Works Establishment	36,531	This item is now merged in the General Establishment.
New Works	39,537	Smaller number of new works executed.
IX.—Mechanical—			
A. Pumping and Compressor Stations.			
(c) Pumping Station, Love Grove.	18,170	Less expenditure under fuel and repairs and maintenance of machinery.
(d) Compressor Station at Love Grove.	20,294	Decrease under fuel.
C. Transport—			
5. Markets and Slaughter Houses	7,370	The decreases aggregated Rs. 9,049 made up of Rs. 2,728 under disposal of offal and Rs. 6,321 under meat carriage set off by an increase of Rs. 1,679 under Refrigerator.
X.—Buildings, Land Acquisition and Management—			
D. Land Acquisition and Management.	80,513	Includes expenditure on account of charges for repairs and maintenance of properties acquired under the Development Schemes hitherto met out of the Rent, etc., receipts from such properties under Capital Fund.
XI.—Fire Brigade	31,920	Mainly due to less expenditure under repairs and maintenance, stores and Depreciation.
XIII.—Gardens and Open Spaces—			
A. Gardens	10,999	Increase of Rs. 6,698 under Victoria Gardens on Establishment and Repairs and Maintenance and of Rs. 4,301 under "Miscellaneous Gardens" on Establishment.
XIV.—Markets and Slaughter Houses—			
(b) Municipal Markets	11,089	Increase mainly under Establishment, lighting and special repairs.
(c) Slaughter Houses	10,732	Decrease of Rs. 19,809 under special repairs counter-balanced by increases under Establishment of Rs. 4,626 and under Rates and Taxes of Rs. 5,019.
Proportion of General Supervision and collection of Revenue.	32,979	This is charged for the first time this year.
XV.—Contribution to the City Improvement Trust.	18,195	Due to more realization of the General Tax.
XVI.—Contribution to Provident Fund by the Municipal Corporation.	13,783	Due to increments to staff and large number of entries from the labour class.
XVII.—Refrenchment Enquiry	8,000	The enquiry was concluded in the previous year.

LOAN FUNDS

17. In the Budget for 1930-31 it was proposed to raise a loan of Rs. 60 lakhs. In June 1930 the accounts for 1929-30 were not finally closed and on the basis of the figures of expenditure then available it was considered that a loan of Rs. 50 lakhs will suffice, and sanction of Government was obtained accordingly. The loan bears 6 per cent. interest and has a currency of 30 years with option to repay on or after 1st September 1950 on giving three months' notice by public advertisement. In August tenders for the loan were invited and tenders of the face value of Rs. 1,99 lakhs were received. The Standing Committee accepted tenders at Rs. 98-15-0 per cent. and over, the average rate being Rs. 99-3-9 per cent. The total amount of the loan thus raised was Rs. 40 lakhs, out of which Rs. 30,57,500 were taken by the public, the balance of Rs. 9,42,500 being reserved by the Municipality for the investment of surplus moneys.

LOAN WORKS EXPENDITURE

18. The opening balance on account of Loan Funds including the Trust Funds on 1st April 1930 was Rs. 52,615. During the year a loan of Rs. 40 lakhs was raised out of which Rs. 24,83,325 were required for repaying to Loan Funds a like amount raised in the preceding year in respect of the loan of Rs. 37 lakhs which was temporarily diverted for repaying loans due in that year, the balance of Rs. 15,16,675 being required for financing the Capital expenditure during the year. The total funds thus available were Rs. 40,52,615. Out of this amount the temporary advance of Rs. 7,63,664 taken from the Surplus Cash Balance in 1929-30 for financing the Loan Works expenditure in that year was repaid, the balance available for expenditure being Rs. 32,88,951. The actual expenditure incurred on the Loan Works during the year amounted to Rs. 16,87,751 leaving an unspent balance of Rs. 16,01,200 at the close of the year against the estimated closing balance of Rs. 6,11,787 as shown in the Budget.

19. The following statement contrasts the expenditure on Capital Works with the Budget and the Revised Estimates during the last five years :—

Year.	Loan and Trust Funds.			Percentage by which Actuals fell short of Budget Estimates.	Percentage by which Actuals fell short of Revised Estimates.
	Budget Estimates.	Revised Estimates.	Actuals.		
	Rs.	Rs.	Rs.		
1926-27	1,89,92,789	1,49,85,818	1,11,01,892	20	26
1927-28	93,44,033	1,02,37,849	71,69,061	23	30
1928-29	71,37,728	73,09,929	54,27,075	24	26
1929-30	49,68,116	43,86,347	29,43,178	28	33
1930-31	*30,65,638	* 24,05,724	* 14,16,223	53	41

* These figures do not include the amounts on account of subvention and credits in respect of completed works.

It may be further noted that the Revised Estimates exclusive of the amount for subvention prepared by the Departmental officers were cut down by the Commissioner from Rs. 35,65,000 to Rs. 25,84,815. The estimates adopted by the Standing Committee and the Corporation were for Rs. 29,71,324 including Rs. 85,920 on account of discount, etc., charges on the new loan and Rs. 5,65,600 on account of subvention. The amount of Rs. 14,16,223 shown as the actual expenditure is arrived at as follows :—

	Rs.
Expenditure as shown in the summary of Appendix No. 8	24,51,326
<i>Add—</i>	
Credit on account of Kasheli Bridge	2,94,161
	27,45,487
<i>Deduct—</i>	
Expenditure incurred in 1929-30 but charged to Loan Funds in 1930-31	13,29,264
	14,16,223
Rs.	...

The actual expenditure was less than the Revised Estimates by 41 per cent. as shown above. I have every year drawn attention to these variations and not only no improvement is noticeable but the year under report is worst in this respect. The result is that loans are raised in excess of our requirements and that an unnecessary burden is thrown on revenue in the shape of interest and sinking fund charges. It cannot be said that the spending departments have got no capacity to spend the amounts provided because much larger amounts have been spent in the past and some effective steps ought to be taken to bring home to them the necessity of approximation between the estimates and the actuals.

Appendix No. 8.

20. The following statement shows the figures of actual expenditure as compared with the Revised Estimates under the Major Heads :—

	Revised Estimates.	Actuals.
LOAN WORKS.		
	Rs.	Rs.
II. Water Works—Ordinary ...	45,210	33,75
Tansa Triplication ...	Cr. 2,40,961	Cr. 2,78,171
III. Education—Primary ...	25,000	8,529
V. Public Health ...	25	25
VI. Medical Relief and Education ...	88,613	32,846
VII. Street Cleansing, Conservancy, Road Watering and Halalkhore Service ...	5,99,219	5,98,087
VIII. Roads, Drains and Sewers ...	14,18,371	8,01,380
X. Buildings, Land Acquisition, etc.	5,80,257	3,48,576
XIII. Gardens and Open spaces	Cr. 7,306
XIV. Markets and Slaughter Houses Discount and other charges on 40 Lakhs loan ...	74,500 85,920	66,808 83,136
Assets-written off ...	26,77,163	*16,87,662
	...	89
Total Rs. ...	26,77,163	16,87,751

* Expenditure on Loan Works as per Appendix No. 8 ... Rs. 21,51,326

Less—

Loan Works executed during 1929-30 out
of advance from Surplus Cash Balance ... Rs. 7,63,664

Rs. 16,87,662

21. Following the classification made by Sir Vishvesvaraya of all the Loan Works under three distinctive groups for the purpose of appraising the distinctive character and value to the City in relation to the outlay, the allocation of outstanding debt as at 31st March 1931 and the debt charges involved will be seen from the following :—

Particulars of City Service.	Amount of Loan outstanding on 31st March 1931.	Debt Interest.	Sinking Fund and repayments.	Bank's Commission and Miscellaneous Loan charges.	Total Debt charges.
	Rs.	Rs.	Rs.	Rs.	Rs.
General Services ...	9,56,49,462	49,06,552	20,6,747	15,575	69,98,572
Self-Supporting services—					
Water Works ...	7,91,47,305	43,27,983	12,69,276	12,975	56,10,183
Markets and Slaughter Houses	46,39,298	2,74,673	1,00,911	1,077	3,76,660
Total Rs. ...	8,37,86,603	46,02,604	13,70,187	14,052	59,86,843
Grand Total Rs. ...	17,91,36,065	93,09,156	34,46,934	29,615	1,39,85,715

SINKING FUNDS.

22. From Appendix No. 10 it will be seen that taking the securities at book value, and the cash with the Imperial Bank of India, viz., Rs. 2,95,31,012 and including interest accrued of Rs. 4,63,125 the invested balance of the Sinking Funds on 31st March 1931 amounted to Rs. 2,99,94,137. Valuing the Municipal debentures at par, the market value of Sinking Fund Investments held on 31st March 1931 comes to Rs. 2,83,23,154. The amount of interest accrued upto 31st March 1931 is Rs. 4,63,125 and cash with the Imperial Bank of India is Rs. 201. The total amount of Sinking Fund Investments so valued comes to Rs. 2,87,86,480 against Rs. 2,97,42,915 the amount to which the Sinking Funds should have accumulated upto 31st March 1931. The Sinking Fund Investments thus fall short of the actual requirements by Rs. 9,56,435. In accordance with Corporation Resolution No. 202 of 11th April 1927 this deficit has been made good by holding the securities of the face value of Rs. 12,91,900 having a market value of Rs. 9,56,256 plus cash of Rs. 179 in the Sinking Funds Investment Reserve Fund Account. The Accountant General raised the question of the inadequacy of the Sinking Fund accumulations as at 31st March 1929 and reported to Government the deficiency of Rs. 33,46,679 valuing the Municipal Debentures held in the Sinking Fund at market rates instead of at par. A representation was made to Government on the subject justifying our method of the valuation of the securities and Government finally passed the order that Government are of opinion that it is not necessary for the Municipality to make good at present the deficit pointed out by the Accountant General.

23. The following statement summarises the debt position at the end of the year :—

Year.	Debt Outstanding.	Sinking Fund accumulations	Debt Charges.
	Rs.	Rs.	Rs.
1928-29	18,48,59,325	3,07,67,782	* 1,33,48,580
1929-30	18,09,63,341	3,14,02,082	1,30,34,567
1930-31	17,94,36,065	3,06,71,480	1,29,85,715

* Includes Rs. 12,12,395 paid on account of interest on Development Loans out of Land and Buildings Fund and Development Fund Rent etc., Receipts.

LIABILITIES AND ASSETS.

Appendices Nos. 5 & 7.

24. It will be seen that the gross revenue liabilities of the Corporation stood at Rs. 1,64,86,388 the assets being Rs. 2,33,76,280. The difference of Rs. 68,89,892 represents the Surplus Revenue Funds as shown in Appendix No. 2.

25. The gross Capital liabilities of the Corporation including the balances available on account of Land and Buildings Fund, Trust Fund and Worn-out Water Mains Renewal Fund stood at Rs. 18,07,04,385 at the close of the year under report and the assets at Rs. 27,93,26,650 resulting in a surplus of Rs. 9,86,22,265 the details of which are shown in Appendix No. 7.

Investments and Invested Balances.

26. The total sum of investment and re-investment excluding Sinking and Special Funds during the year aggregated Rs. 14,70,57,187 and the average number of days during which this sum remained invested was 13.41. This is equivalent to an investment of Rs. 54,05,277 throughout the year. The details are as follows :—

Particulars.	Amount.	No. of days.
	Rs.	
(1) Current Account Deposits ...	69,90,000	37.60
(2) Fixed Deposits	2,29,50,000	38.81
(3) Deposits at Call and at 7 days' notice	11,46,50,000	5.20
(4) Three months' Government of India Treasury Bills	24,67,187	90.00
Total Rs.	14,70,57,187	13.41

The interest earned during the year amounted to Rs. 5,15,929 and the details are as follows :—

	Rs.
(1) On Current Account Deposits at a rate between 2 per cent. and 3 per cent.	17,613
(2) On Fixed Deposits	1,26,490
(3) On Deposits at Call	65,762
(4) On three months' Government of India Treasury Bills.	32,812
	2,42,677
(5) On Investments in Government and other Securities	2,73,252
	Total Rs. .. 5,15,929

The average rate of interest on current Account deposits was 2.44 per cent. against 2.43 per cent. in the preceding year. The average rate of interest on fixed deposits was 5.18 per cent. against 3.78 per cent. in the preceding year and on deposits at call was 4.02 per cent. against 5.29 per cent. in the preceding year. The rate realised for fixed deposits ranged from 2½ per cent. to 6 per cent. and on deposits at call from 2¼ per cent. to 6½ per cent. The maximum rates realised in the preceding year were 6½ per cent. on fixed deposits and 7½ per cent. on deposits at call.

The average rate of interest on all deposits was 4.49 per cent. as against 4.18 per cent. in the preceding year.

SPECIAL FUNDS.

Appendices Nos. 6 & 16.

27. The opening balances to the credit of the different special funds, the additions made thereto, and the withdrawals made therefrom and the closing balances during the year are shown in Appendix No. 6. The details of different investments and the current market value are shown in Appendix No. 16 while Appendices Nos. 5 and 7 contain the total amount of paper held in each fund and the cash balance to its credit at the Imperial Bank of India.

WATER WORKS ACCOUNT.

Appendix No. 12.

INCOME AND EXPENDITURE ACCOUNT.

28. The following statement shows the Income and the Expenditure for the year as contrasted with the Budget Estimates and the Actuals for the preceding year :—

	1930-31.		Actuals for 1929-30.	Increase or Decrease as compared with.	
	Budget.	Actuals.		The Budget.	The previous year's Actuals.
	Rs.	Rs.	Rs.	Rs.	Rs.
Income—					
On Value ...	32,73,000	31,47,442	32,58,922	— 1,25,558	— 1,11,480
By Measure- ments ...	32,00,340	31,01,735	35,73,731	— 98,605	— 4,72,046
Miscellaneous.	2,02,000	2,27,183	1,59,595	+ 25,183	+ 67,588
	66,75,340	64,76,360	69,92,298	— 1,98,980	— 5,15,938
Expenditure—					
Maintenance.	13,77,169	12,66,526	12,16,366	— 1,10,643	+ 50,160
Debt Charges	56,12,253	56,10,183	56,63,099	— 2,070	— 52,916
	69,89,422	68,76,709	+68,79,465	— 1,12,713	— 2,756
	3,14,082	4,00,349	+ 1,12,833

Includes Rs. 18,502 on account of Loan Works Establishment.

Appendix No. 13.

ASSETS AND LIABILITIES.

29. The liabilities at the close of the year stood at Rs. 9,29,82,767 and the assets aggregated Rs. 10,92,37,931. The excess of assets over liabilities thus amounted to Rs. 1,62,54,464.

MARKETS AND SLAUGHTER HOUSES ACCOUNT.

Appendix No. 13A.

INCOME AND EXPENDITURE ACCOUNT.

30. The following statement shows the Income and Expenditure for the year as compared with the Budget Estimates and the Actuals for the preceding year:—

	1930-31		Actuals for 1929-30.	Increase or Decrease as compared with	
	Budget.	Actuals.		The Budget.	The previous year's actuals.
	Rs.	Rs.	Rs.	Rs.	Rs.
Income	12,08,500	11,66,975	12,03,809	— 41,525	— 36,834
Expenditure under IX—Mechanical C—Transport ...	1,02,292	98,023	1,05,392	— 4,269	— 7,369
Under XIV—Mar- kets and Slaugh- ter Houses ...	7,44,338	7,25,038	6,40,338	— 19,700	+ 84,700
	8,46,630	8,23,061	7,45,730	— 23,569	+ 77,331
	+ 3,61,870	+ 3,43,914	+ 4,58,079

SUSPENSE ACCOUNTS.

WORKSHOPS.

Appendix No. 14.

31. A reference to the Income and Expenditure Account which appears in this appendix will show that the value of the departmental works carried out during the year was Rs. 2,44,969, a decrease over 1929-30 of Rs. 97,003.

The expenditure on maintenance and repairs of the shops machinery and buildings has decreased by Rs. 5,809, and also expenditure on salaries, office expenses and general charges by Rs. 13,548.

The amount realised from the sales of waste and unserviceable materials has decreased from Rs. 3,570 to Rs. 1,957.

The Engineering and Land Acquisition Sub-Committee of the Standing Committee submitted in July 1930, a comprehensive report reviewing the whole question of the administration of the Workshops, and the proposals for effecting economies which had been made from time to time. The foundry and the furniture sections were abolished, the engagement of extra labour staff carefully restricted, the post of Head Foreman abolished, and the post of Head Clerk discontinued.

The question of the revision of the percentage rate to be added to the labour cost for recouping overhead charges was held over until the accounts for 1930-31 were complete. It will be seen from Appendix No. 14 that the year's working of the Municipal Workshops disclosed a deficit of Rs. 36,649-7-10 which is due to the percentage charged for overhead expenses being insufficient.

The percentage rate to be added to the labour cost for recouping overhead charges has been revised from 50 per cent. to 70 per cent. with effect from 1st September 1931, *vide* Corporation Resolution No. 4192 dated 6th August 1931.

32. The following statement shows the opening and closing balances of recoverable advances for the year 1930-31 :—

	Balance at the beginning.	Balance at the close.	REMARKS.
	Rs.	Rs.	
Departmental Works	11,425	7,548	
Private Works	1,15,225	25,751	
Asphalt Plant, Crushers &c. ...	17,163	81,293	Includes the closing balance of stocks on hand at Asphalt Plant and at Nowrojee and Love Grove Crushers.
Municipal Officers	22,465	21,567	
Miscellaneous Advances ...	13,49,872	7,06,849	Includes Rs. 6,75,000 on account of advance from Surplus Cash Balance for conversion of insanitary basket privies into water closets pending adjustment against a loan to be raised in 1931-31.
Building Certificate forms, etc...	32	32	
B. B. & O. I. and G. I. P. Railways.	3,000	8,000	Includes an advance of Rs. 5,000 made to G. I. P. Railway for meeting freight, &c., charges in respect of cement purchased by us from the Cement Companies.
Municipal Contractors	6,019	499	
Municipal Tenderers	1,200	
Purchase of coal	21,778	34,231	Represents the value of coal on hand at the close of the year.
Purchase of petrol	918	1,611	Shows the value of petrol on hand at the close of the year together with outstanding bills.
Municipal Workshops	58,676	65,385	The details will be found in Appendix No. 14-A.
	16,07,703	9,52,867	

DEPOSITS.

Appendix No. 14 C.

33. The opening balances on 1st April 1930 stood at Rs. 18,88,431. The credits during the year amounted to Rs. 44,11,009 and the debits to Rs. 48,30,971. The closing balances aggregated Rs. 14,68,469 resulting in a decrease of Rs. 4,19,962 as compared with the previous year. There were decreases of Rs. 67,980 under Cash Deposits from tenderers, Rs. 3,42,198 under Other Cash Deposits and Rs. 64,100 under Paper Deposits kept in office counter-balanced by increases mainly under Cash Deposits from private parties received through departmental officers (City Engineer) of Rs. 38,841 and under deposits on account of work performed for private parties of Rs. 32,688.

RESERVE STOCK.

34. The opening balance and the receipts of General Stores during the year as per my books were Rs. 4,75,227 and Rs. 4,84,512 respectively and the issues amounted to Rs. 6,07,020. The closing balance of general stores was therefore Rs. 3,52,719, i.e., less by Rs. 1,22,508 than the opening balance.

35. The verification of the reserve stock for the year 1930-31 was commenced in December 1930 and completed in March 1931. It is satisfactory to note that this year the discrepancies in the stocks showed a substantial decline over previous years, the action taken last year on the report of the stock verification having had a salutary effect.

DEPARTMENTAL STOCK VERIFICATION.

36. The first regular verification of all stocks of consumable stores, plant, machinery, animals, furniture, etc., was completed in June 1930. The second verification was commenced in the same month and continued throughout the year A, B, C, D and E Wards being completed. Particular attention was given this time to the system of recording receipts and issues since the previous verification, so as to ensure that all new purchases were correctly recorded and disposals of all articles properly sanctioned. Several cases of missing property were reported and the articles either traced or a satisfactory explanation of their disposal obtained. In one case only was it discovered that the missing article had been misappropriated and the employee responsible was dismissed from the service.

The appointment of a permanent stock verifier in place of one appointed annually for the verification of the Central Stores only has proved advantageous as better control over stocks is now exercised by all departments.

37. The balances of General Serviceable Stores in charge of the Storekeeper are compared below for the last five years:—

							Rs.
Balance at the close of	1926-27	5,23,715
Do.	do.	1927-28	4,64,508
Do.	do.	1928-29	4,87,922
Do.	do.	1929-30	4,75,227
Do.	do.	1930-31	3,52,720

Capital Stores.

The opening balance of Rs. 3,13,564 together with the receipts of Capital Stores during the year aggregated Rs. 5,40,219 and the issues Rs. 1,74,665 thus resulting in an increase of Rs. 51,990 in the closing balance of capital stores as compared with the opening balance.

Street Improvements.

38. The provision made in the Revised Loan Works Budget for meeting claims on account of acquisition of set-backs was Rs. 4,00,000, the expenditure being Rs. 3,53,712.

After deducting all ascertained time-barred claims, the undischarged commitments upto 31st March 1931 in regard to set-backs already acquired and sanctioned to be acquired amounted to Rs. 10,83,598 against which we have a provision of Rs. 3,50,000 in the 1931-32 budget. In addition to this, further liabilities may be expected on account of further acquisition of set-backs that will be sanctioned during the year 1931-32.

Levelling, Metalling, &c., Private Streets.

39. The expenditure on the improvement of private streets is financed in the first instance from the Plant and Machinery Depreciation Fund pending recovery from the house owners. The following statement shows the figures of advance sanctioned, expenditure incurred and recoveries made during the last five years:—

Year.	Grant— Advance from Plant and Machinery Depreciation Fund.	Expenditure.				Recoveries in- clusive of interest and supervision charges.
		Actual Ex- penditure on works.	Supervision charges.	Interest, etc., on advance	Total.	
	Rs.	Rs.	Rs.	Rs.	Rs.	Rs.
1926-27	5,00,000	78,767	14,479	12,482	1,05,728	99,183
1927-28	2,36,041	76,105	18,323	13,134	1,07,562	1,37,699
1928-29	2,00,000	29,353	13,465	10,103	52,921	97,541
1929-30	1,28,000	40,988	8,488	8,759	58,235	69,735
1930-31	1,17,600	18,512	9,445	7,946	35,903	66,905
				Total Rs. . .	3,60,349	4,71,063

The amount of recoveries to be made outstanding on 1st April 1926 was Rs. 2,57,414. Adding Rs. 3,60,349 on account of expenditure incurred during the years 1926-27 to 1930-31 and deducting Rs. 4,71,063 recovered during the same period, the amount outstanding at the close of the year 1930-31 comes to Rs. 1,46,700 as shown in Appendix No. 5.

Conversion of insanitary privies into water closets.

40. The scheme for accelerating the conversion of insanitary basket privies into water closets by subsidising house owners was sanctioned under Corporation Resolution No. 2087 of 14th June 1927. The total number of privies in sewered area to be converted was estimated at 33,000. The payment of subvention during each year is made in the first instance from the Surplus Cash Balance which is replenished by raising a loan of an equivalent amount in the next financial year. Subventions granted to house owners were at the rate of Rs. 100 per seat upto 30th September 1929 and thereafter at Rs. 75 per seat upto 30th April 1931. The rate has been further reduced to Rs. 50 per seat from 1st May 1931 to 30th November 1931, no subsidy being payable after 1st December 1931.

The following statement shows the number of privies converted and the subsidy granted for the last three years :—

Year ending.	No. of privies converted at Rs. 100 per seat.	Amount.	No. converted at Rs. 75 per seat.	Amount.	Total.	
					No. converted.	Amount paid.
	Rs.	Rs.	Rs.	Rs.	Rs.	Rs.
31-3-1929	904	90,400	904	90,400
31-3-1930	4,752	4,75,200	4,752	4,75,200
31-3-1931	4,878	4,87,800	2,496	1,87,200	7,374	6,75,000
	10,534	10,53,400	2,496	1,87,200	13,030	12,40,600

The number of halalkhores before the commencement of the conversion was 2 021 and on 31st March 1931 the number was reduced to 1,193. Allowing for a part of the reduction due to redistribution of the work, the saving on account of the pay of 828 halalkhores amounts to Rs. 2,33,496 per annum as against the debt charges of Rs. 98,468 per annum on a loan of Rs. 12,40,600.

GENERAL REMARKS.

(000 OMITTED)

41. In order to consider the financial position of the Corporation as a whole as disclosed by the accounts of the year under report, it would be desirable to examine the total income and expenditure of the Corporation of the year in question. The budgetted income for the year was Rs. 3,31.92 lacs and the corresponding Expenditure was Rs. 3,37.46 lacs, the budgetted deficit being thus Rs. 5.54 lacs. The actuals for income and expenditure amounted to Rs. 3,20.47 lacs and Rs. 3,26.48 lacs respectively, the deficit being Rs. 6.01 lacs. Although the budgetted deficit and the actual deficit are not very far from each other, the actual income and actual expenditure are considerably below the corresponding budgetted figures, the former being less by Rs. 11.45 lacs and the latter by Rs. 10.98 lacs. Both these figures require some explanation in order to avoid any wrong conclusions being drawn therefrom. As far as the total income is concerned the position has become obscured because of the large amount of arrears from the G. I. P. Railway and the mills on account of the previous years having been received in 1930-31 and further most of the amount due by the mills for that year having remained outstanding at the end of the year. On reference to the Commissioner's note on the Revised Estimates of Income and Expenditure for the year 1929-30, it will be seen from paragraph 4 that it was anticipated that the G. I. P. Railway would pay all the arrears before the close of that year hence the budgetted figure from G. I. P. Railway under General and Fire Tax was the normal figure for 1930-31. As a matter of fact however a sum of Rs. 3.68 lacs from the G. I. P. Railway and a sum of Rs. 4.61 lacs from Mills on account of arrears were received in the year 1930-31. When these figures are deducted from the actual receipts of the year 1930-31, the difference between the budgetted income and the actual income becomes still greater by Rs. 8.29 lacs. As against this, however, Mills have paid only Rs. 0.81 lac on account of 1930-31 leaving an amount of as much as Rs 16.48 lacs in arrears. Although Rs. 16.48 lacs are shown as arrears due by the Mills, it must be remembered that the amount is in dispute as the Mills have not accepted the rateable value fixed by the Commissioner and have appealed against it to the Chief Judge, Small Causes Court. Apart from these variations the amount of general tax due from the public as estimated in the budget was afterwards found to be an over estimate by Rs. 1.92 lakhs on account of the rateable value having been reduced as a result of the complaints received before the values were made final for the year 1930-31. The other important sources of revenue in which the actuals have fallen short of the budget estimates are (1) Water Tax on rateable value (Rs. 1.26 lacs), (2) Charges for water by measurement (Rs. 0.99 lac), (3) Halalkhore Tax including charges for special service (Rs. 1.34 lakhs) and (4) Sale proceeds of surplus land and ground rent of leased land in acquisition Schemes (Rs. 3.16 lacs and Rs. 0.97 lacs respectively). In connection with item (4), it may be remarked that the estimates for sale proceeds of land and for ground rent were considered to be conservative at

the time of considering the budget, yet the actuals have fallen considerably below such estimates. It seems therefore advisable for budgetting in respect of these heads in future not to forget or ignore the experience in the past. If the disturbing factors on account of the arrears of G. I. P. Railway and Mills had not been there and the Mills had paid the taxes due for 1930-31 in that year, the revenue for 1930-31 would have been Rs. 3,28.66 lacs. Coming to the expenditure side the actuals are short of the budgetted expenditure by Rs. 10.98 lacs. Except for the difference in the budgetted and the actual expenditure on account of contribution to the City Improvement Trust which amounts to Rs. 2.25 lakhs, the balance of Rs. 8.73 lacs appears to be real savings effected during the year. The difference in the contribution to the City Improvement Trust is due to the fact that while the budgetted expenditure is based on the receipts of general and fire tax for that year, the actual expenditure is based on the receipts from General and Fire Tax for the previous year. The expenditure for the year at Rs. 3,26.48 lacs may therefore be taken to represent the correct expenditure for the year. The year's working would have then shown a surplus of Rs. 2.18 lacs instead of a deficit of Rs. 6.01 lacs. Although the financial position is therefore not as bad as is represented by the figures for 1930-31 it must be realised that there has been an appreciable fall in revenue which is fortunately covered by a corresponding fall in expenditure. While this is so, so far as the accounts for the year under report are concerned, it may not be out of place to draw attention to the further fall in revenue that has already affected the year 1931-32 as a result of the trade depression in general and the consequent fall in the total rateable value of the City in particular. There is no corresponding fall in the expenditure. On the contrary the actual expenditure for 1931-32 may very likely be more than that for 1930-31. Nothing more need be said in this respect beyond stating that in spite of taking credit for a sum of Rs. 6.35 lacs from the Land and Building Fund and the Plant and Machinery Depreciation Fund and omitting from the expenditure side the usual provision for the Renewal of Road Surfaces Fund to the extent of say Rs. 2½ lacs, the budgetted deficit for 1931-32 is Rs. 8.32 lacs. As a set off against this an increase of about Rs. 1.40 lacs is expected to be realized on account of the revision of the Bombay Port Trust properties with effect from 1st April 1929. On the basis of demands of property taxes fixed on 1st April 1931 it is anticipated that the income will be more by about Rs. 2 lacs as compared with the figures shown in the budget estimates.

Coming to the Loan Works expenditure my annual complaint regarding the large difference in the actual expenditure and the budget provision has to be repeated and such divergence instead of being decreased is continually on the increase and the year 1930-31 has created a new record. The actual expenditure is less than the Revised Estimates by as much as 41 per cent.

I must confess that I fail to imagine why this divergence should be continually on the increase. It cannot be said that the Engineering Departments are incapable of carrying out works to the extent of Rs. 24.06 lacs in a year; for, in the past, they have spent much larger amounts. Yet every year when the Capital programme is decreasing the percentage of variation between the actual expenditure and the Revised Estimates is on the increase. I am forced to the one possible conclusion that no attempt is made to lay down a definite programme for carrying out the works during the year. According to the budget for 1930-31 a loan of Rs. 60 lacs was required. This was reduced to Rs. 50 lacs at the time of obtaining Government sanction to the loan and when the loan was raised it was further reduced to Rs. 40 lacs. Yet the year which was expected to close with a deficit of Rs. 2.59 lacs in the Loan balance after raising a loan of Rs. 60 lacs actually closed with a balance of Rs. 16.01 lacs to the good even after the loan raised was reduced by Rs. 20 lacs. In addition to the waste of money involved in borrowing in excess of what is really required the cost of establishment becomes comparatively heavy when the staff which is expected to carry out works of the value of Rs. 24.06 lacs carries out works of the value of Rs. 14.16 lacs only. I hope the City Engineer will take this matter into his serious consideration and take steps to stop the waste of money that takes place year after year either by overestimating his requirements or by not having a pre-arranged programme for carrying out the works provided in the Budget or the Revised Estimates.

I have the honour to be,

Sir,

Your most obedient servant,

M. R. TAMBE,

Chief Accountant.

Appendices.

- No. 1.—General Financial Statistics.
- No. 2.—Statement of Surplus Revenue Fund.
- No. 3.—Statement showing the Income realised during 1930-31, as compared with estimates for the year as also with the actuals for the preceding year.
- No. 4.—Statement showing the Expenditure during 1930-31, as compared with the Revised Estimates and the Actuals for the preceding year.
- No. 5.—Balance Sheet (Revenue) as at 31st March 1931.
- No. 6.—Statement of Special Funds for 1931-31.
- No. 7.—Balance Sheet (Capital Funds) as at 31st March 1931.
- No. 8.—Block Account, showing details of Capital Expenditure upto 31st March 1931.
- No. 9.—Statement showing (1) the total amount of Municipal loans raised (2) the expenditure incurred there-against and (3) the invested balances of the loans on 31st March 1931.
- No. 10.—Statement showing the actual investment on account of the Sinking Fund of different loans upto 31st March 1931 compared with the amounts which should have accumulated upto that date on the basis of the fixed instalments and the sums set aside as Sinking Fund as at 31st March 1931.
- No. 11.—Statement showing outstanding loans due by the Municipality, the interest outstanding on 1st April 1930 on the different loans, the amounts payable for the year 1930-31, the amounts paid by the Imperial Bank of India and office during that year and the balances outstanding on 31st March 1931.
- No. 12.—Water Works, Income and Expenditure Account, including statement of income realisations for 1930-31, and preceding five years from water supply through meters.
- No. 13.—Water Works Assets and Liabilities.
- No. 13A.—Markets and Slaughter Houses, Income and Expenditure Account for 1930-31.
- No. 14.—Municipal Workshops Income and Expenditure for the year 1930-31.
- No. 14A.—Municipal Workshops Balance Sheet as at 31st March 1931.
- No. 14B.—Statement of Advance Accounts for 1930-31.
- No. 14C.—Statement of Deposit Accounts for 1930-31.
- No. 14D.—Statement of Reserve Stores Stock Accounts for 1930-31.
- No. 14E.—Statement of interest accrued but not paid in respect of the Municipal loans outstanding on 31st March 1931.
- No. 15.—Statement of amounts of receipts and disbursements respectively credited and debited to the Municipal Fund during the year 1930-31 and the balance at the credit of the Fund at the close of the year 1930-31 (i.e., 31st March 1931).
- No. 16.—Comparison of Face, Purchase and Market Values at 31st March 1931 of the different securities held in the Special Funds.
- No. 16-A.—Comparison of Face, Purchase and Market Values at 31st March 1931 of the different securities held in the Sinking Funds.
- No. 16B.—Statement showing amounts of and the objects for which the donations held under Public Monuments Maintenance Fund are received from different parties upto 31st March 1931.
- No. 16-C.—Statement showing the amounts of and the object for which the endowments held under Endowments Fund were received from different parties upto 31st March 1931.
- No. 17.—Statement of Town Duties collected and refunds allowed in 1930-31.
- No. 18.—Statement of net proceeds of Cotton Duty during 1930-31 and the share of the Government and the Municipality.
- No. 19.—Statement of the Income of the Bombay Municipality from 1865 to the close of the financial year 1930-31.
- No. 20.—Statement of the Expenditure of the Bombay Municipality from 1865 to the close of the financial year 1930-31.
- No. 21.—Contrasted statement of Income and Expenditure from the year 1865 to the financial year 1930-31.

Appendix No. 1.

General Financial Statistics.

	1926-27.	1927-28.	1928-29.	1929-30.	1930-31.
<i>General.</i>					
1. Area of the City (acres) ..	15,336	15,336	15,536	15,690	15,714
2. Population	12,74,149	12,93,796	13,13,443	13,33,090	*11,57,581
<i>Rates and Assessments.</i>					
3. Rateable value .. Rs.	12,33,66,460	12,57,19,783	12,74,89,831	13,31,79,886	13,50,26,397
4. Rateable value per head of population	Rs. 96-13-2	Rs. 97-2-9	Rs. 97-1-1	Rs. 99-14-5	Rs. 116-10-4
5. Properties registered in the Assessment Book ..	46,899	47,198	47,705	46,544	46,515
<i>Income.</i>					
6. General Tax at 11 per cent.	Rs. 1,27,10,850	Rs. 1,26,61,950	Rs. 1,26,09,968	Rs. 1,27,10,958	Rs. 1,29,50,889
7. Income from other sources	1,94,24,847	1,90,46,838	1,89,23,415	2,04,29,140	1,90,95,783
Total Income .. Rs.	3,21,35,697	3,17,08,288	3,15,33,383	3,31,40,098	3,20,46,672
8. Incidence of Taxation per head (a)	Rs. 24-10-6	Rs. 24-3-1	Rs. 23-10-2	Rs. 24-9-2	Rs. 24-1-2
<i>Loans.</i>					
9. Debt outstanding ..	Rs. 18,40,63,525	Rs. 18,74,72,395	Rs. 18,48,59,325	Rs. 18,09,63,341	Rs. 17,94,36,065
10. Redemption and Sinking Funds in hand or invested	2,94,90,675	2,97,74,441	3,07,67,782	3,14,02,082	3,06,71,480
11. Net Loan Debt	15,45,72,850	15,76,97,954	15,40,91,543	14,95,61,259	14,87,64,585
12. Net Debt per head of population	Rs. 121-5-0	Rs. 121-14-2	Rs. 117-5-1	Rs. 112-3-1	Rs. 128-8-8
<i>Expenditure.</i>					
13. Primary Education ..	Rs. 30,06,700	Rs. 29,76,706	Rs. 28,68,473	Rs. 30,04,303	Rs. 29,44,897
14. Medical Relief and Education	14,44,718	15,86,687	16,27,649	16,90,793	18,23,641
15. <i>Water Works.</i>					
Maintenance	7,83,584	9,21,581	11,33,109	11,97,865	12,66,526
Debt charges	53,54,988	57,30,854	57,13,492	56,63,099	56,10,183
16. Other City services ..	1,40,86,592	1,46,71,677	1,49,84,862	1,40,73,301	1,36,26,773
17. Debt charges—excluding water works	54,86,074	55,58,370	64,22,693	73,71,468	73,75,532
Total Expenditure .. Rs.	3,01,62,656	3,14,45,875	3,27,50,278	3,30,00,829	3,26,47,552

* This is a provisional figure.

(a) The incidence of taxation shown in previous years' reports was based on the estimated annual increase of 19,646-9 in the population of the City over the Census figures of 1921. As the estimated increase has not taken place the incidence of taxation is revised on the latest population figure.

M. R. TAMBE,
Chief Accountant.H. K. KIRPALANI,
Municipal Commissioner.

APPENDIX No. 2.

Revenue Account for the year ended 31st March 1931.

Particulars.	Details.	Total.	Particulars.	Details.	Total.
	Rs. a. p.	Rs. a. p.		Rs. a. p.	Rs. a. p.
To Revenue Expenditure as per Appendix No. 4	3,26,47,551 14 7	By Revenue of previous year renewed for payment of contribution to C. L. Trust during 1930-31.	28,10,873 0 2
„ Revenue Expenditure to be incurred in 1931-32 and provided for as renewed grants.	6,17,634 12 6		„ Revenue of previous years renewed for the year 1930-31.	4,99,110 1 0
„ Contribution payable to C. I. Trust during 1931-32.	23,54,568 1 2	29,72,202 13 8	„ Revenue Receipts as per Appendix No. 3..	3,20,46,672 6 8
		3,56,19,754 12 8	„ Balance being deficit for the year	7,63,099 4 5
					3,56,19,754 12 8
Deficit for the year		7,63,099 4 5	Surplus Revenue Fund as at 1st April 1930		76,52,991 7 6
Balance being Surplus Revenue Fund as at 31st March 1931 as per Appendix No. 5.		68,89,892 3 1			76,52,991 7 6
		76,52,991 7 6			76,52,991 7 6

43

M. R. TAMBE,
Chief Accountant.

H. K. KIRPALANI,
Municipal Commissioner.

Appendix

IN

STATEMENT showing the Net Receipts during the Financial year 1930-31 from all sources as

Actuals for 1929-30.	PARTICULARS.	Details of Actuals.	Actuals for 1930-31.	Budget Estimate for 1930-31.
1	2	3	4	5
Rs. a. p.	1. - General Tax, Indirect Taxation and Miscellaneous Revenue.	Rs. a. p.	Rs. a. p.	Rs. a. p.
	A—General Tax at 11 per cent.—			
1,04,99,051 5 4	(1) From the Public	96,70,512 4 9		99,72,600 0 0
81,826 7 7	(2) " Government	5,70,304 1 6		5,35,200 0 0
9,75,871 3 6	(3) " Port Trust	9,75,871 4 0		9,75,800 0 0
2,89,572 3 0	(4) " O. I. Trust	2,73,600 5 0		2,81,700 0 0
8,64,626 9 0	(5) " Mills	5,09,487 5 0		9,12,700 0 0
.....	(6) " G. I. P. Railway	7,05,109 4 0		3,42,400 0 0
.....	(7) " B. B. & C. I. Railway ...	2,46,154 12 0		2,48,800 0 0
1,27,10,957 14 5			1,29,50,889 4 8	1,32,69,200 0 0
	B—Town Duties—			
24,20,362 8 8	(1) Through Port Trust	24,43,230 2 6		25,50,000 0 0
3,21,926 2 6	(2) " G. I. P. Railway	3,33,767 1 1		4,00,000 0 0
1,79,281 4 9	(3) " B. B. & C. I. Railway ...	1,78,177 0 2		2,50,000 0 0
29,21,509 16 11		(a) 29,55,174 3 9		32,00,000 0 0
15,50,145 8 0	Less—Refunds and Commission charges.	(b) 13,16,206 1 2		17,21,000 0 0
13,71,364 7 11			16,38,966 2 7	14,79,000 0 0
15,40,190 13 10	C—Cotton Import Duty (Munl. Share 4th of net receipts)		12,65,114 6 10	18,50,000 0 0
	D—Licenses—			
4,101 10 6	(1) Land, Conveyance, Music Licenses (issued by the Commissioner of Police)		5,145 7 6	4,100 0 0
1,43,750 0 0	E—Liquor Licenses—Committed payment from Government (Act V of 1878) ..		1,43,750 0 0	1,43,750 0 0
3,92,339 2 5	F—Tobacco Duty—Net receipts from Government (Act IV of 1857)		3,71,451 14 0	3,85,000 0 0
5,47,169 11 8	G—Interest and Profit on Investments of Surplus Loan and other Balances ...		5,15,929 2 0	4,50,000 0 0
	H—Miscellaneous—			
12,431 13 0	(1) Contribution from Munl. servants towards Pensions, etc., Fund	8,432 6 6		12,000 0 0
52,322 11 0	(2) Fines for offences against the Law.	56,999 4 0		85,000 0 0
12,906 12 11	(3) Sale proceeds of unserviceable Tools and Plant	6,555 2 8		6,000 0 0
28,390 3 2	(4) Miscellaneous receipts	29,008 5 7		30,000 0 0
7,969 9 6	(5) Miscellaneous fees	6,158 4 7		7,000 0 0
1,24,390 15 1	(6) Rent of buildings and lands ...	1,14,757 3 7		1,30,000 0 0
2,38,312 0 6	Total, H—Miscellaneous		2,21,910 10 11	2,70,000 0 0
1,69,48,185 11 5	Carried forward Rs. ..		1,71,12,559 0 1	1,73,51,050 0 0

(a) These are net receipts after deducting commission charges amounting to Rs. 89,588-10-2.

(b) This is exclusive of commission charges amounting to Rs. 89,588-10-2.

No. 3.
COM E.

contrasted with the Actuals for 1929-30, the Original Budget Estimate and the Revised Estimate.

Revised Estimate for 1930-31.	Compared with the Actuals for 1929-30.		Compared with the Original Estimate.		Compared with the Revised Estimate.	
	Increase.	Decrease.	More.	Less.	More.	Less.
6	7	8	9	10	11	12
Rs. a. p.	Rs. a. p.	Rs. a. p.	Rs. a. p.	Rs. a. p.	Rs. a. p.	Rs. a. p.
96,81,500 0 0	8,28,549 0 7	3,02,087 11 3	10,987 11 3
5,79,800 0 0	4,88,377 9 11	35,004 1 6	9,595 14 6
9,75,800 0 0	0 0 6	71 4 0	71 4 0
2,04,400 0 0	15,971 14 0	8,099 11 0	9,200 5 0
9,40,600 0 0	3,55,189 4 0	4,03,262 11 0	4,31,162 11 0
7,05,300 0 0	7,05,109 4 0	3,62,709 4 0	190 12 0
2,52,600 0 0	2,46,154 12 0	2,645 4 0	6,445 4 0
1,34,00,000 0 0	14,39,641 10 5	11,99,710 2 7	3,97,784 9 6	7,16,095 5 3	9,271 9 0	4,58,382 4 9
28,00,000 0 0	22,877 9 10	1,06,769 13 6	1,48,280 2 6
3,28,000 0 0	11,840 14 7	66,282 14 11	8,767 1 1
1,75,000 0 0	1,054 4 7	71,822 15 10	3,177 0 2
28,00,000 0 0	34,718 8 5	1,054 4 7	2,44,825 12 3	1,55,174 3 9
13,75,000 0 0	2,33,939 6 10	4,04,793 14 10	58,793 14 10
14,25,000 0 0	2,68,657 15 3	1,054 4 7	4,04,793 14 10	2,44,825 12 3	2,13,968 2 7
13,50,000 0 0	2,75,076 7 0	84,885 9 2	84,885 9 2
5,145 0 0	1,043 13 0	1,045 7 6	0 7 6
1,43,750 0 0
3,70,000 0 0	20,887 4 5	13,548 2 0	1,461 14 0
4,30,000 0 0	31,240 9 8	65,929 2 0	85,929 2 0
8,000 0 0	3,999 6 6	3,567 9 6	432 6 6
60,000 0 0	4,076 9 0	28,600 12 0	3,600 12 0
6,000 0 0	6,351 10 3	555 2 8	555 2 8
20,000 0 0	718 2 5	991 10 5	9,008 5 7
6,000 0 0	1,811 4 11	841 11 5	159 4 7
1,00,000 0 0	9,683 11 6	15,243 12 6	14,737 3 7
2,00,000 0 0	4,794 11 5	21,796 1 2	555 2 8	49,344 7 9	24,911 6 11	3,600 12 0
1,73,93,895 0 0	17,14,138 2 1	15,49,764 13 5	8,70,108 4 6	11,08,599 4 5	3,35,532 10 0	5,46,868 9 11

Appendix IN

STATEMENT showing the Net Receipts during the Financial year 1930-31 from all sources as

Actuals for 1929-30.	PARTICULARS.	Details of Actuals.	Actuals for 1930-31.	Budget Estimate for 1930-31.
1	2	3	4	5
Rs. a. p.		Rs. a. p.	Rs. a. p.	Rs. a. p.
1,69,48,185 11 5	Brought over Rs. ...		1,71,12,559 0 1	1,73,51,050 0 0
	2.—Water Works.			
	A.—Water Tax and Other Miscellaneous Water Works Revenue—			
32,68,921 12 0	(1) On Ratable Value	31,47,441 15 5		52,73,000 0 0
35,78,781 6 5	(2) By Measurement per 1,000 gallons...	31,01,734 6 5		52,00,340 0 0
68,007 12 0	(3) Rent of Water Meters	64,134 15 0		65,000 0 0
72,338 7 8	(4) Compounded Tax	1,29,669 3 3		1,10,000 0 0
7,041 7 0	(5) Rent of Buildings and Lands ...	7,249 4 0		7,000 0 0
17,307 10 7	(6) Miscellaneous—			
	(a) Miscellaneous receipts...	26,129 13 5		20,000 0 0
69,92,298 7 8			64,76,359 9 6	66,75,340 0 0
	3.—Education, Primary.			
8,10,418 0 0	A.—Contribution from Government ...	8,15,267 0 0		8,50,000 0 0
	B.—Miscellaneous—			
	Miscellaneous Receipts	5,000 0 0	
			8,20,267 0 0	8,50,000 0 0
	4.—Education, Secondary.			
140 0 0	A.—Miscellaneous—			
	(1) Miscellaneous Receipts		38 2 0
	5.—Public Health Department.			
	A.—Miscellaneous—			
8,792 8 7	(1) Miscellaneous Receipts	6,491 2 7		6,500 0 0
24,290 1 6	(2) Miscellaneous fees	21,291 6 9		20,000 0 0
45,795 2 11	(3) Rent of Buildings and Lands ...	47,490 15 4		45,000 0 0
11,848 6 1	(4) Sale of rights	9,923 5 4		8,000 0 0
90,226 3 1			85,196 14 0	79,500 0 0
	6.—Medical Relief and Education.			
2,762 3 0	A.—Interest realised on donations from the Public		2,058 5 4	2,770 0 0
	B.—Miscellaneous—			
2,216 6 8	(1) Miscellaneous Receipts	689 0 1		100 0 0
665 3 0	(2) Miscellaneous fees	4,978 14 0		1,000 0 0
343 14 0	(3) Rent of Buildings and Lands ...	502 5 0		200 0 0
3,225 7 8			6,170 3 1	1,300 0 0
15,000 0 0	C.—Contribution from Government for Dispensary for combating Venereal diseases		15,000 0 0	15,000 0 0
67,663 6 6	D.—Receipts from G. S. Medical College.		64,421 9 8	60,000 0 0
9,914 2 1	E.—Receipts from King Edward Memorial Hospital		1,481 7 10	500 0 0
98,565 8 3	Total, 6.—Medical Relief, etc. ...		90,131 9 11	79,570 0 0
2,49,39,833 9 5	Carried forward Rs. ...		2,46,84,552 3 6	2,50,35,460 0 0

No. 3—continued.

C O M E.

contrasted with the Actuals for 1929-30, the Original Budget Estimate and the Revised Estimate.

Revised Estimate for 1930-31.	Compared with the Actuals for 1929-30.		Compared with the Original Estimate.		Compared with the Revised Estimate.	
	Increase.	Decrease.	More.	Less.	More.	Less.
6	7	8	9	10	11	12
Rs. a. p.	Rs. a. p.	Rs. a. p.	Rs. a. p.	Rs. a. p.	Rs. a. p.	Rs. a. p.
1,73,23,895 0 0	17,14,188 2 1	15,49,764 18 5	8,70,198 4 6	11,08,899 4 5	3,35,532 10 0	5,46,868 9 11
81,62,000 0 0	1,11,479 12 7	1,25,558 0 7	14,558 0 7
30,47,700 0 0	4,72,047 0 0	98,605 9 7	54,034 6 5
72,000 0 0	1,127 3 0	865 1 0	7,865 1 0
1,14,500 0 0	57,330 11 7	19,669 3 3	15,169 3 3
8,000 0 0	207 18 0	249 4 0	750 12 0
20,000 0 0	8,922 2 10	6,129 13 5	6,129 13 5
64,24,200 0 0	67,587 14 5	5,88,526 12 7	26,048 4 8	2,25,028 11 2	75,333 7 1	23,173 13 7
8,50,000 0 0	4,849 0 0	34,733 0 0	34,733 0 0
5,000 0 0	5,000 0 0	5,000 0 0
8,55,000 0 0	9,849 0 0	5,000 0 0	34,733 0 0	34,733 0 0
29 0 0	101 14 0	38 2 0	9 2 0
6,000 0 0	2,301 6 0	8 13 5	491 2 7
20,000 0 0	2,998 10 9	1,291 6 9	1,391 6 9
45,000 0 0	1,695 12 5	2,490 15 4	2,490 15 4
10,500 0 0	1,425 0 9	1,923 5 4	576 10 8
81,500 0 0	1,695 12 5	6,725 1 6	5,705 11 5	8 13 5	4,273 8 8	576 10 8
2,770 0 0	296 2 4	288 5 4	288 5 4
1,000 0 0	1,527 6 7	589 0 1	810 15 11
5,000 0 0	4,318 11 0	3,978 14 0	1,978 14 0
400 0 0	158 7 0	302 5 0	102 5 0
4,400 0 0	4,472 2 0	1,527 6 7	4,870 3 1	2,081 3 0	310 15 11
15,000 0 0	3,241 12 10	4,421 9 8	4,421 9 8
60,000 0 0	8,432 10 3	981 7 10	981 7 10
500 0 0
82,670 0 0	4,768 4 4	13,201 18 8	10,561 9 11	7,773 9 10	810 15 11
2,47,67,294 0 0	17,98,039 1 3	21,53,320 7 2	9,17,462 0 6	13,68,369 13 0	4,32,921 5 7	6,05,663 2 1

Appendix

IN

STATEMENT showing the Net Receipts during the Financial year 1930-31 from all sources as

Actuals for 1929-30.	PARTICULARS.	Details of Actuals.	Actuals for 1930-31.	Budget Estimate for 1930-31.
1	2	3	4	5
Rs. a. p.		Rs. a. p.	Rs. a. p.	Rs. a. p.
1,69,48,185 11 5	Brought over Rs. ...		1,71,12,559 0 1	1,73,51,050 0 0
	2.—Water Works.			
	A.—Water Tax and Other Miscellaneous Water Works Revenue—			
32,58,921 12 0	(1) On Ratable Value	31,47,441 15 5		52,73,000 0 0
35,78,781 6 5	(2) By Measurement per 1,000 gallons...	31,01,734 6 5		52,00,340 0 0
68,007 12 0	(3) Rent of Water Meters	64,184 15 0		65,900 0 0
72,338 7 8	(4) Compounded Tax	1,39,669 8 3		1,10,000 0 0
7,041 7 0	(5) Rent of Buildings and Lands ...	7,249 4 0		7,000 0 0
17,207 10 7	(6) Miscellaneous—			
	(b) Miscellaneous receipts... ..	26,129 13 5		20,000 0 0
69,92,298 7 8			64,76,359 9 6	66,75,340 0 0
	3.—Education, Primary.			
8,10,418 0 0	A.—Contribution from Government ...	8,15,367 0 0		8,50,000 0 0
	B.—Miscellaneous—			
	Miscellaneous Receipts	5,000 0 0	
			8,20,267 0 0	8,50,000 0 0
	4.—Education, Secondary.			
140 0 0	A.—Miscellaneous—			
	(1) Miscellaneous Receipts		38 2 0
	5.—Public Health Department.			
	A.—Miscellaneous—			
8,792 8 7	(1) Miscellaneous Receipts	6,491 2 7		6,500 0 0
24,290 1 6	(2) Miscellaneous fees	21,291 6 9		20,000 0 0
45,795 2 11	(3) Rent of Buildings and Lands ...	47,490 15 4		45,000 0 0
11,848 6 1	(4) Sale of rights	9,923 5 4		8,000 0 0
90,226 3 1			85,196 14 0	79,500 0 0
	6.—Medical Relief and Education.			
2,762 8 0	A.—Interest realised on donations from the Public		3,058 5 4	2,770 0 0
	B.—Miscellaneous—			
2,216 6 8	(1) Miscellaneous Receipts	689 0 1		100 0 0
665 9 0	(2) Miscellaneous fees	4,978 14 0		1,000 0 0
348 14 0	(3) Rent of Buildings and Lands ...	502 5 0		200 0 0
3,225 7 8			6,170 3 1	1,300 0 0
	C.—Contribution from Government for Dispensary for combating Venereal diseases		15,000 0 0	15,000 0 0
15,000 0 0	D.—Receipts from G. S. Medical College.		64,421 9 8	60,000 0 0
67,663 6 6	E.—Receipts from King Edward Memorial Hospital		1,481 7 10	500 0 0
9,914 2 1				
98,565 8 3	Total, 6.—Medical Relief, etc. ...		90,131 9 11	79,570 0 0
2,49,39,833 9 5	Carried forward Rs. ...		2,45,84,552 3 6	2,50,35,460 0 0

No. 3—continued.

C O M E.

contrasted with the Actuals for 1929-30, the Original Budget Estimate and the Revised Estimate.

Revised Estimate for 1930-31.	Compared with the Actuals for 1929-30.		Compared with the Original Estimate.		Compared with the Revised Estimate.	
	Increase.	Decrease.	More.	Less.	More.	Less.
6	7	8	9	10	11	12
Rs. a. p.	Rs. a. p.	Rs. a. p.	Rs. a. p.	Rs. a. p.	Rs. a. p.	Rs. a. p.
1,73,23,895 0 0	17,14,188 2 1	15,49,764 13 5	8,70,108 4 6	11,08,599 4 5	8,35,532 10 0	5,46,868 9 11
31,62,000 0 0	1,11,479 12 7	1,25,858 0 7	14,558 0 7
30,47,700 0 0	4,72,047 0 0	98,605 9 7	54,034 6 5
72,000 0 0	1,127 3 0	865 1 0	7,865 1 0
1,14,500 0 0	57,330 11 7	19,669 3 3	15,169 3 3
8,000 0 0	207 18 0	249 4 0	750 12 0
20,000 0 0	8,922 2 10	6,129 13 5	6,129 13 5
64,24,200 0 0	67,587 14 5	5,83,526 12 7	26,048 4 8	2,25,028 11 2	75,333 7 1	23,173 13 7
8,50,000 0 0	4,849 0 0	34,733 0 0	34,733 0 0
5,000 0 0	5,000 0 0	5,000 0 0
8,55,000 0 0	9,849 0 0	5,000 0 0	34,733 0 0	34,733 0 0
29 0 0	101 14 0	38 2 0	9 2 0
6,000 0 0	2,301 6 0	8 13 5	491 2 7
20,000 0 0	2,998 10 9	1,291 6 9	1,291 6 9
45,000 0 0	1,695 12 5	2,490 15 4	2,490 15 4
10,500 0 0	1,425 0 9	1,923 5 4	576 10 8
81,500 0 0	1,695 12 5	6,725 1 6	5,705 11 5	8 13 5	4,273 8 8	576 10 8
2,770 0 0	296 2 4	288 5 4	288 5 4
1,000 0 0	1,527 6 7	589 0 1	310 15 11
5,000 0 0	4,313 11 0	3,978 14 0	1,978 14 0
400 0 0	158 7 0	302 5 0	102 5 0
4,400 0 0	4,472 2 0	1,527 6 7	4,870 3 1	2,081 3 0	310 15 11
15,000 0 0
60,000 0 0	8,241 12 10	4,421 9 8	4,421 9 8
500 0 0	8,432 10 3	981 7 10	981 7 10
82,670 0 0	4,768 4 4	13,201 13 8	10,561 9 11	7,773 9 10	310 15 11
2,47,67,294 0 0	17,98,039 1 3	21,53,320 7 2	9,17,462 0 6	13,68,369 13 0	4,32,921 5 7	6,05,663 2 1

Appendix I N

STATEMENT showing the Net Receipts during the Financial year 1930-31 from all sources as

Actuals for 1929-30.	PARTICULARS.	Details of Actuals.	Actuals for 1930-31.	Budget Estimate for 1931-31.
1	2	3	4	5
Rs. a. p.		Rs. a. p.	Rs. a. p.	Rs. a. p.
3,00,09,591 1 4				
	Brought over ...		2,93,86,138 6 7	2,99,61,000 0 0
	10.—Buildings Land Acquisition and Management.			
8,67,258 13 10	A.—Sale-proceeds of Surplus Land...		84,179 4 1	4,00,000 0 0
3,18,061 15 3	B.—Rent of Buildings		3,26,237 3 5	3,61,000 0 0
	C.—Ground Rent		22,670 4 0	1,20,000 0 0
9,430 2 0	D.—Miscellaneous—			
	(1) Sale of Rights and Miscellaneous Receipts,		19,993 2 4	24,000 0 0
60,974 8 7	(2) Miscellaneous fees		70,903 8 7	85,000 0 0
70,404 10 7				
9,55,725 7 8			5,23,983 6 5	9,90,000 0 0
	11.—Fire Brigade.			
	A.—Fire Tax at ¼ per cent.—			
4,78,475 5 5	(1) From the Public	4,38,773 0 0		4,60,000 0 0
1,305 3 7	(2) " Government	25,918 7 6		24,200 0 0
44,857 12 6	(3) " Port Trust	44,357 12 0		44,300 0 0
13,166 15 0	(4) " City Improvement Trust ...	12,429 8 0		12,800 0 0
39,256 12 0	(5) " Mills	23,481 15 0		41,500 0 0
	(6) " G. I. P. Rly.	31,724 0 0		15,500 0 0
	(7) " B. B. & C. I. Rly.	11,192 8 0		11,300 0 0
5,76,562 0 6			5,87,877 2 6	6,09,600 0 0
10,511 2 0	B.—Miscellaneous—			
	(1) Miscellaneous Receipts		15,171 1 0	10,000 0 0
5,87,073 2 6			6,03,048 3 6	6,19,600 0 0
	12.—Licensing and Removal of Encroachment on Public Street.			
1,29,448 8 0	A.—Licenses for Dangerous and Offensive Trades		1,50,505 0 0	1,30,000 0 0
68,581 0 0	B.—Removal of encroachment on Public Streets—			
	Licenses for squatters and Hawkers and fees for Removal of Encroachment		74,999 14 0	60,000 0 0
2,119 10 7	C.—Miscellaneous—			
35,282 14 2	(1) Miscellaneous Receipts	307 10 0		100 0 0
	(2) Advertisements	40,269 6 11		38,000 0 0
37,402 8 9			40,577 0 11	38,100 0 0
2,35,432 0 9			2,66,081 14 11	2,28,100 0 0
	13.—Gardens and Open Spaces.			
	A.—Miscellaneous—			
5,494 0 0	(1) Sale-proceeds of plants, flowers, etc.			6,000 0 0
2,118 8 4	(2) Miscellaneous Receipts	208 7 0		3,000 0 0
51,902 15 0	(3) Rent of Buildings and Lands ...	50,712 12 0		53,800 0 0
59,510 2 4			10,921 3 0	62,800 0 0
	14.—Markets and Slaughter Houses.			
	A.—Miscellaneous—			
3,34,635 9 10	(1) Stall Rents	3,25,489 0 5		3,60,000 0 0
97,959 4 0	(2) Squatters' fees	1,09,434 9 0		95,000 0 0
1,53,026 0 0	(3) Fair ground and feeding fees ...	1,47,263 14 9		1,50,000 0 0
4,59,609 0 0	(4) Slaughter fees	4,35,198 10 0		4,53,000 0 0
1,10,703 13 10	(5) Miscellaneous Receipts	1,07,657 11 10		1,10,000 0 0
10,076 8 1	(6) Rent of Buildings and Lands ...	10,676 8 0		8,500 0 0
82,598 11 6	(7) Cold Storage rent	81,254 9 3		32,600 0 0
12,03,808 15 2			11,66,974 15 8	12,08,500 0 0
88,957 6 10	15.—Contribution from Capital Funds to Revenue on Account of Loan Works Staff.		49,524 5 0	1,21,710 0 0
3,41,419 4 7	Total Income Rs. ...		3,20,46,672 6 8	3,31,91,710 0 0

M. R. TAMBE,
Chief Accountant.

No. 3—concluded.

C O M E :

contrasted with the Actuals for 1929-30, the Original Budget Estimate and the Revised Estimate.

Revised Estimate for 1930-31.	Compared with the Actuals for 1929-30.		Compared with the Original Estimate.		Compared with the Revised Estimate.	
	Increase.	Decrease.	More.	Less.	More.	Less.
6	7	8	9	10	11	12
Rs. a. p.	Rs. a. p.	Rs. a. p.	Rs. a. p.	Rs. a. p.	Rs. a. p.	Rs. a. p.
2,96,18,334 0 0	18,83,123 9 4	25,06,581 4 1	9,81,848 10 6	15,56,710 3 11	4,98,039 8 11	7,30,225 13 4
1,75,000 0 0	4,83,079 9 9	8,15,820 11 11	90,820 11 11
4,11,000 0 0	8,175 4 2	34,762 12 7	84,762 12 7
40,000 0 0	22,670 4 0	97,829 12 0	17,329 12 0
22,000 0 0	10,563 0 4	4,006 13 8	2,006 13 8
60,000 0 0	9,929 0 0	14,096 7 5	10,903 8 7
7,98,000 0 0	51,337 8 6	4,83,079 9 9	4,66,016 9 7	10,903 8 7	1,94,920 2 9
4,40,100 0 0	39,702 5 5	21,227 0 0	1,927 0 0
26,300 0 0	24,618 3 11	1,718 7 6	581 8 6
44,400 0 0	0 0 6	57 12 0	42 4 0
12,000 0 0	787 7 0	370 8 0	429 8 0
42,700 0 0	15,774 13 0	18,018 1 0	19,318 1 0
82,000 0 0	31,724 0 0	16,224 0 0	276 0 0
11,500 0 0	11,192 8 0	107 8 0	307 8 0
6,09,000 0 0	67,529 11 11	56,214 9 11	18,060 9 6	39,723 1 0	429 8 0	21,552 5 6
13,000 0 0	4,659 15 0	5,171 1 0	2,171 1 0
6,22,000 0 0	72,189 10 11	56,214 9 11	23,171 4 6	39,723 1 0	2,800 9 0	21,552 5 6
1,40,000 0 0	21,056 8 0	20,505 0 0	10,505 0 0
65,000 0 0	6,418 14 0	14,999 14 0	9,999 14 0
100 0 0	1,812 0 7	207 19 0	207 10 0
38,000 0 0	4,981 8 9	2,369 6 11	2,269 6 11
38,100 0 0	4,986 8 9	1,812 0 7	2,477 0 11	2,477 0 11
2,43,100 0 0	32,461 14 9	1,812 0 7	37,981 14 11	22,981 14 11
.....	5,494 0 0	6,000 0 0
400 0 0	1,904 12 4	2,791 9 0	191 9 0
50,600 0 0	1,190 3 0	3,087 4 0	112 12 0
51,000 0 0	8,588 15 4	11,878 13 0	112 12 0	191 9 0
3,30,000 0 0	14,346 9 5	34,510 15 7	4,510 15 7
1,05,000 0 0	11,475 5 0	14,434 9 0	4,434 9 0
1,40,000 0 0	2,736 1 3	7,263 14 9
4,43,000 0 0	5,762 1 3	17,801 6 0	7,801 6 0
1,07,000 0 0	34,410 6 0	2,342 4 2	657 11 10
10,000 0 0	600 0 0	3,046 2 0	2,176 8 0	876 8 0
28,000 0 0	1,344 2 8	745 6 9	3,254 9 3
11,63,000 0 0	12,075 5 0	48,909 4 11	16,611 1 0	58,136 1 9	16,287 4 10	12,312 5 7
94,776 0 0	39,433 1 10	72,185 11 0	45,251 11 0
3,25,00,210 0 0	20,51,193 0 6	31,44,618 14 5	10,59,612 14 11	22,04,650 8 0	5,50,916 5 3	10,04,453 14 7

H. K. KIRPALANI,
Municipal Commissioner.

Appendix

EXPEN

STATEMENT showing the Actuals as compared with the Final Sanctioned

Actuals for 1929-30.	PARTICULARS.	Details of Actuals for 1930-31.	Actuals for 1930-31.	Final Grants sanctioned for Expenditure during 1930-31.
	2	3	4	5
Rs. a. p.		Rs. a. p.	Rs. a. p.	Rs. a. p.
	I.—General Supervision. Collection of Revenue, etc.			
	A.—General Superintendence—			
1,26,767 1 1	(a) Corporation and Stand- ing Committee ...	1,14,925 5 0		1,33,849 1 0
1,23,417 11 5	(b) Municipal Commis- sioner's Personal and General Office ...	1,13,123 16 11		1,19,293 8 0
2,39,515 4 9	(c) Audit and Accounts ...	2,30,365 12 10		2,34,406 9 0
4,89,700 1 3			4,58,414 2 3	4,87,548 13 0
	B.—Collection of Revenue—			
3,71,944 12 9	(a) Property and Wheel Tax Establishment ...	3,77,332 13 3		3,89,285 0 0
96,511 11 1	(b) Town Duty Collections.	7,751 4 0		9,862 0 0
1,33,017 2 7	(c) Town Duty Refund Branch ...	1,25,230 8 9		1,29,080 0 0
5,91,473 10 5			5,10,304 10 0	5,28,227 0 0
	C.—Upkeep of Municipal Head Office ...		30,824 9 11	45,642 8 0
33,171 2 5	D.—General Stores ...		68,383 11 11	75,756 9 0
56,156 9 7	E.—Miscellaneous Charges ...		5,59,852 3 0	6,66,152 9 7
5,55,064 7 4	F.—Election Expenses
1,312 8 0	G.—Municipal Research Bureau		2,046 7 6	2,918 12 0
2,476 1 1	Debt Charges ...		1,13,986 10 8	1,14,017 0 0
69,94,381 11 4	New Works ...		1,771 15 2	4,634 7 0
2,597 6 11			17,45,584 5 5	19,24,927 10 7
87,36,633 10 4				
	II.—Water Works.			
4,52,345 3 0	A.—Establishment and Labour.	4,68,536 14 0		4,75,758 13 0
3,08,703 10 7	B.—Repairs and Maintenance...	3,20,349 5 1		4,01,627 4 0
6,550 15 0	C.—Meters ...	30,000 0 0		30,000 0 0
1,20,979 8 3	D.—Miscellaneous ...	1,03,945 3 6		1,65,126 1 0
1,923 0 0	E.—Depreciation on Plant and Machinery ...	1,323 0 0		1,913 0 0
56,63,098 12 2	Debt Charges ...	56,10,182 12 0		56,85,991 7 0
4 11 0	New Works ...	15,766 7 11		36,541 0 0
3,25,359 7 9	Proportion of General Supervision and Collection of Revenue ...	3,26,605 13 0		3,17,059 0 0
68,79,465 8 9			68,76,769 7 6	71,14,025 9 0
	III.—Education, Primary.			
30,01,502 15 9	A.—Municipal Institutions ...	29,39,897 2 11		30,32,152 15 0
2,800 0 0	B.—Aided Institutions ...	5,000 0 0		7,500 0 0
.....	Preliminary expenditure in con- nection with the introduction of Compulsory Education in F and G Wards
.....	Debt charges ...	1,06,895 14 2		1,10,366 0 0
30,04,302 15 9			30,51,299 1 1	31,50,018 16 0
	IV.—Education, Secondary.			
49,561 9 2	A.—Municipal Institutions ...	20,392 10 5		32,608 7 0
56,600 0 0	B.—Aided Institutions ...	32,450 0 0		33,550 0 0
1,06,151 9 2			52,842 10 5	56,258 7 0
	V.—Public Health Department			
5,56,479 11 4	A.—General Supervision ...	5,27,324 4 7		5,42,502 3 0
22,607 4 6	B.—Epidemics ...	14,837 9 3		17,448 14 0
47,279 2 0	C.—Vaccination ...	65,597 10 1		66,726 5 0
1,63,110 14 7	D.—Malaria ...	1,74,368 10 0		1,82,921 0 0
7,88,877 0 5		7,82,128 1 11		8,09,898 9 0
1,87,26,553 7 0	Carried over Rs. ...		1,17,26,429 8 5	1,22,45,230 9 7

No. 4.

DITURE,

Grants for 1930-31 and the Actuals for the preceding year.

Final Grants compared with the Actuals.			Compared with the Actuals for 1929-30.	
Balance unexpended.	Required to be renewed in 1931-32.	Savings.	Increase.	Decrease.
6	7	8	9	10
Rs. a. p.	Rs. a. p.	Rs. a. p.	Rs. a. p.	Rs. a. p.
18,923 11 6	214 3 0	18,709 8 6	11,841 11 7
6,170 8 1	1,173 11 2	4,996 7 11	10,204 11 6
4,040 12 2	1,248 14 8	2,791 13 6	9,149 7 11
29,134 10 9	2,636 12 10	26,497 13 11	31,285 15 0
11,962 3 9	659 4 0	11,303 14 9	5 378 0 6
2,110 12 0	118 3 0	1,592 10 0	88,760 7 1
3,849 7 3	152 15 0	3,696 8 3	2,213 6 2
17,922 6 0	1,329 5 0	16,593 1 0	7,591 0 8	88,760 7 1
14,817 14 1	12,035 3 0	1,782 11 1	2,846 8 6
7,452 13 1	575 6 0	6,827 7 1	2,227 2 4
1,06,509 7 7	81,028 7 0	23,277 0 7	4,787 10 8
.....	1,312 8 0
872 4 6	872 4 6	429 9 7
30 5 4	11 0 0	19 5 4	68,80,395 0 8
2,862 7 10	226 11 0	2,635 12 10	1,125 7 9
1,79,343 5 2	1,01,837 12 10	77,505 8 4	14,606 3 8	70,05,655 8 7
7,221 15 0	2 13 0	7,219 2 0	16,191 11 0
81,277 14 11	11,113 8 0	70,164 6 11	11,646 10 6
.....	23,449 1 0
61,179 13 6	35,968 8 0	25,211 5 6	17,034 4 9
600 0 0	600 0 0	600 0 0
75,804 11 0	57,222 15 11	18,582 11 1	52,9 6 0 2
20,771 8 1	14 369 5 0	6,103 3 1	15,761 12 11
Cr 9,546 13 0	Cr 9,546 13 0	746 5 3
2,37,316 1 6	1,18,677 1 11	1,18,638 15 7	67,794 8 8	70,550 4 11
92,355 13 1	317 5 0	91,938 7 1	61,605 12 10
2,500 0 0	1,000 0 0	1,500 0 0	2,200 0 0
.....
8,970 1 10	8,970 1 10	1,06,395 14 2
94,725 13 11	1,817 5 0	97,408 8 11	1,08,595 14 2	61,605 12 10
2,215 12 7	485 2 0	1,730 10 7	29,158 14 9
1,300 0 0	1,200 0 0	24,150 0 0
3,415 12 7	485 2 0	2,930 10 7	63,304 14 9
15,477 14 5	778 7 0	14,699 7 5	29,155 6 9
2,611 4 9	1 0 0	2,610 4 9	7,169 11 3
1,128 13 11	12 0 0	1,116 13 11	18,318 8 1
8,552 6 0	282 14 0	8,369 8 0	11,257 11 5
27,770 7 1	1,074 5 0	26,696 2 1	29,576 3 6	36,325 2 0
5,18,961 1 2	2,22,317 5 9	2,96,483 11 5	1,90,996 10 6	71,91,120 9 1

Appendix

EXPEN

Actuals for 1929-30.	PARTICULARS	Details of Actuals for 1930-31.	Actuals for 1930-31.	Final Grants sanctioned for Expenditure during 1930-31.
1	2	3	4	5
Rs. a. p.		Rs. a. p.	Rs. a. p.	Rs. a. p.
1,87,26,553 7 0	Brought forward Rs. ...		1,17,26,429 8 5	1,22,45,220 9 7
7,88,877 0 5	V.—Public Health Department brought forward.	7,82,128 1 11		8,09,898 9 0
	E.—Miscellaneous—			
16,395 15 7	(a) Cometeries	10,669 8 10		23,500 13 0
22,981 10 2	(b) Laboratory	21,351 14 1		24,728 0 9
46,674 10 2	(c) Mahaluxmi Dhobiwada.	43,365 2 7		45,342 0 0
357 6 7	(d) Dharmashalas	403 8 5		837 0 0
5,589 11 10	(e) Destruction of dogs ...	5,705 6 3		6,850 11 0
92,009 6 4		93,495 8 2		1,01,256 8 0
.....	H.—Census	13,402 6 10		37,000 0 0
2,904 6 0	New Works	1,477 14 0		10,899 9 0
.....	Debt charges	85,263 13 4		86,379 0 1
8,83,790 12 9			9,75,767 12 3	10,45,433 10 1
	VI.—Medical Relief and Education.			
	A.—Hospitals and Dispensaries—			
	(a) Infectious Diseases Hos- pitals—			
14,516 2 0	I.—Establishment	12,000 0 0		12,000 0 0
1,89,821 4 10	II.—Arthur Road Hospi- tal for Infectious Diseases	1,32,731 13 5		1,45,837 5 0
63,833 4 2	III.—Maratha Hospital for Plague and other Diseases	61,138 13 3		68,095 6 0
2,18,170 11 0		2,05,870 10 8		2,25,933 11 0
73,068 4 10	(b) Maternity Homes ...	85,900 12 11		97,817 13 0
68,203 13 9	(c) Dispensaries for out- patients	65,962 9 5		72,950 3 0
3,59,442 13 7		3,67,734 1 0		3,96,751 11 0
15,032 4 8	B.—Medical and Nursing Assist- ance to Poor People in their Houses	15,273 1 4		15,603 0 0
4,14,500 0 0	C.—Statutory Contribution to Govt Medical Institutions.	4,14,500 0 0		4,14,500 0 0
86,961 12 10	D.—Grants-in-Aid to Public Medical Institutions, Con- valescent Homes, Isolation Asylums, Sanitary Societies, etc.	1,57,380 3 4		1,66,260 4 0
65,078 9 1	E.—Anti-tuberculosis League Dispensary	65,474 2 7		70,085 9 0
27,350 13 0	F.—League for combating Venereal Diseases	82,213 13 1		36,159 14 0
4,86,037 2 5	G.—King Edward VII Memorial Hospital	5,33,167 6 7		5,76,302 14 0
2,27,758 4 5	H.—Gordhandas Sunderdas Me- dical College... ..	2,29,103 9 0		2,45,336 7 0
8,671 5 1	New Works	18,794 5 7		36,077 0 0
.....	Debt charges	4,18,320 5 10		4,26,640 3 0
16,00,793 1 1			22,41,951 0 4	23,83,716 14 0
2,13,01,137 4 10	Carried over Rs. ...		1,49,44 158 5 0	1,56,74,881 1 8

No. 4—continued.

DITURE.

Final Grants compared with the Actuals.			Compared with the Actuals for 1929-30	
Balance unexpended.	Required to be renewed in 1931-32.	Savings.	Increase.	Decrease.
6	7	8	9	10
Rs. a. p.	Rs. a. p.	Rs. a. p.	Rs. a. p.	Rs. a. p.
5,18,801 1 2	2,22,317 5 9	2,96,443 11 5	1,90,996 10 6	71,91,120 9 1
27,770 7 1	1,074 5 0	26,696 2 1	21,576 3 8	86,325 2 0
3,931 4 2	870 4 0	2,961 0 2	3,273 9 3
374 1 11	374 1 11	1,870 3 11
1,974 13 5	1,493 0 0	483 13 5	3,803 7 7
433 7 7	9 0 0	424 7 7	46 1 10
1,143 4 9	90 8 0	1,054 12 9	105 10 5
7,760 15 10	2,482 12 0	5,298 3 10	4,795 9 5	3,309 7 7
23,597 9 2	23,597 9 0	0 0 2	13,402 6 10
9,421 11 0	8,577 13 0	853 14 0	1,426 8 0
1,115 2 9	475 12 1	689 6 8	85,263 13 4
69,665 13 10	36,178 3 1	33,487 10 9	1,33,033 1 1	41,061 1 7
.....	2,516 2 0
13,155 7 7	4,995 10 0	8,159 13 7	7,099 7 5
6,957 8 9	2,523 8 0	4,434 0 9	2,894 6 11
20,113 0 4	7,519 2 0	12,593 14 4	12,300 0 4
11,917 0 1	2,934 13 0	8,983 4 1	12,832 8 1
6,987 9 7	2,793 11 0	4,193 14 7	2,241 4 4
39,017 10 0	18,247 9 0	25,770 1 0	12,832 8 1	14,541 4 8
329 14 8	4 7 0	325 7 8	240 12 8
.....
8,880 0 8	2,030 2 0	6,849 14 8	70,418 6 6
4,611 6 5	716 13 0	3,894 9 5	395 9 6
3,946 0 11	2,496 13 0	1,449 3 11	4,883 0 1
43,135 7 5	19,487 5 0	23,648 2 5	47,130 4 2
16,232 14 0	11,842 14 0	4,890 0 0	1,865 4 7
17,282 10 5	14,190 8 0	3,092 2 5	10,123 0 6
8,319 13 2	2,951 13 4	5,367 15 10	4,18,320 5 10
1,41,755 13 8	66,468 4 4	75,287 9 4	5,65,709 3 11	14,541 4 8
7,30,222 12 8	3,24,963 13 2	4,05,258 15 6	8,89,743 15 6	72,46,722 15 4

Appendix

EXPEN

Actuals for 1929-30.	PARTICULARS.	Details of Actuals for 1930-31.	Actuals for 1930-31.	Final Grants sanctioned for Expenditure during 1930-31.
1	2	3	4	5
Rs. a. p.			Rs. a. p.	Rs. a. p.
2,13,01,137 4 1	Brought forward Rs. ...		1,49,44,168 5 0	1,56,74,381 1 8
	VII.—Street Cleansing and Conservancy, Road Watering and Halalkhore Service.			
	A.—Street cleansing and Conservancy—			
2,27,265 1 8	(a) Superintendance and Inspection	2,28,179 9 4		2,33,775 4 0
50,267 12 0	(b) Veterinary	50,333 3 5		52,419 4 0
	(c) Street cleansing and Sanitation—			
10,31,247 8 1	(a) Scavenging	10,13,409 9 8		10,42,984 10 0
74,511 13 0	(b) Road Scraping	67,031 3 0		76,236 8 0
1,06,711 5 8	(d) Gully flushing	1,03,865 13 8		1,18,379 2 0
14,90,003 8 5		14,63,319 7 1		15,23,794 12 0
	(e) Removal of Town Refuse to Tardeo for transport to Deonar—			
5,013 0 0	1. Electric Traction
5,95,716 9 0	2. Bullock Traction	5,16,671 9 2		5,37,313 13 0
.....	3. Incineration
82,599 10 1	4. Loading Sidings... ..	88,373 11 1		1,13,229 12 0
.....	5. Reclamation
6,83,329 3 1		6,05,045 4 3		6,50,543 9 0
1,14,209 9 5	(f) Miscellaneous	1,09,763 12 8		1,22,009 9 0
22,87,542 4 11		21,78,128 8 0		22,96,347 14 0
1,91,183 4 5	B.—Transport of refuse, etc., to Deonar	1,92,011 14 6		2,00,359 12 0
55,558 10 2	C.—Road watering	53,210 11 7		60,357 4 0
	D.—Halalkhore Service—			
4,89,900 13 1	(a) Cleansing and Sanitation	4,07,185 11 9		4,35,494 2 0
95,856 9 6	(b) Bullock Traction	82,664 12 4		92,666 4 0
84,269 12 0	(c) Miscellaneous	67,945 6 10		82,937 11 0
6,70,027 2 7		5,57,795 14 11		6,11,098 1 0
26,513 4 10	New Works	16,784 3 1		60,171 1 7
	Debt Charges	3,54,348 7 3		3,75,710 10 0
32,30,824 10 11			33,52,279 11 4	36,04,044 10 7
	VIII.—Roads, Drains and Sewers.			
11,52,934 3 9	A.—Roads overbridges and Footpaths	13,54,763 14 5		15,16,990 2 5
39,526 6 7	B.—Street Improvements	86,778 6 0		40,796 12 0
	C.—Cleaning and Repairing Port Trust Wharves and Roads	1,60,550 0 0		1,60,550 0 0
1,70,529 0 0	D.—Public Lighting	10,44,734 4 7		10,50,776 12 8
10,53,425 6 7	E.—Drains & Sewers—			
5,73,235 0 0	(a) Drains	3,47,217 12 5		3,95,304 4 0
5,713 12 0	(b) Sluices	1,167 14 6		2,317 0 0
5,78,948 12 0		3,69,385 10 11		3,97,621 4 0
36,530 14 0	Loan Works Establishment
86,194 2 1	Works Branch—			
.....	New works	46,658 3 2		84,920 2 0
	Debt charges... ..	32,45,440 10 3		34,16,375 10 0
31,18,089 7 0			62,57,896 8 4	66,67,438 11 1
2,76,50,031 6 9	Carried over Rs. ...		2,45,63,884 3 8	2,59,45,861 7 4

No. 4—continued.

DITURE.

Final Grants compared with the Actuals.			Compared with the Actuals for 1929-30.	
Balance unexpended.	Required to be renewed in 1931-32.	Savings.	Increase.	Decrease.
6	7	8	9	10
Rs. a. p. 7,80,222 12 8	Rs. a. p. 8,21,463 13 2	Rs. a. p. 4,03,258 15 6	Rs. a. p. 8,89,743 15 6	Rs. a. p. 72,46,722 15 4
5,695 10 8 2,086 0 7	659 15 0 149 7 0	4,935 11 8 1,936 9 7	914 7 8 63 7 5
29,075 0 4 9,205 5 0 14,513 4 4	1,925 6 0 453 0 0 115 13 0	27,149 10 4 8,752 5 0 14,397 7 4	17,337 14 5 7,480 10 0 2,845 8 0
60,475 4 11	3,303 9 0	57,171 11 11	979 15 1	27,664 0 5
20,642 3 10 24,856 0 11	1,461 8 0 14,472 2 0	19,181 0 10 10,383 14 11 6,774 1 0	5,013 0 0 79,044 15 10
45,498 4 9	15,933 5 0	29,564 15 9	5,774 1 0	84,057 15 10
12,245 12 4	8,827.15 0	8,417 13 4	4,445 12 9
1,18,219 6 0 8,347 13 6 7,146 8 5	23,064 13 0 6,932 0 0 9 1 0	95,154 9 0 1,415 13 6 7,137 7 5	6,754 0 1 828 10 1	1,16,167 13 0 2,317 14 7
28,308 6 3 10,001 7 8 14,992 4 2	1,972 13 0 125 0 0 11,163 9 0	26,335 9 3 9,876 7 8 3,829 11 2	82,715 1 4 13,191 13 2 16,324 5 2
53,302 2 1	13,260 6 0	40,041 12 1	1,12,931 3 8
43,386 14 6 21,302 2 9	84,948 15 0 8 895 8 0	8,487 15 6 12,466 10 9 3,54,346 7 3	9,729 1 9
2,51,764 15 3	87,110 11 0	1,64,654 4 3	5,61,931 1 5	2,40,476 1 0
1,61,635 4 0 4,018 4 0	50,359 11 0	1,11,275 9 0 1,018 4 0	2,01,839 10 8 2,747 14 7
6,063 8 1	1,354 10 0	4,707 14 1	9,979 0 0 8,712 2 0
28,086 7 7 1,149 1 6	8,966 6 0 90 0 0	19,720 1 7 1,059 1 6	2,06,617 8 7 4,545 13 6
29,235 9 1	8,456 6 0	20,779 8 1	2,10,563 1 1
.....	86,530 14 0
38,261 14 10 1,70,828 15 9	4,501 14 0 58,444 1 2	33,760 0 10 1,11,984 14 7 32,45,546 10 3	39,536 8 11
4,10,042 7 9	1,23,516 10 2	2,86,525 13 7	34,47,376 4 11	3,08,064 8 7
13,92,030 3 8	5,35,591 2 4	8,56,439 1 4	46,99,051 5 10	77,95,268 8 11

Appendix

EXPEN

Actuals for 1929-30.	PARTICULARS.	Details of Actuals for 1930-31.	Actuals for 1930-31.	Final Grants sanctioned for Expenditure during 1930-31.
1	2	3	4	5
Rs. a. p.		Rs. a. p.	Rs. a. p.	Rs. a. p.
2,76,50,051 6 9	Brought forward Rs. ...		2,45,53,834 3 8	2,59,45,864 7 4
	IX.—Mechanical.			
	A.—Pumping and Compressor Stations and Flood Gates—			
15,946 5 0	(a) Inspection and Supervision	12,069 2 0		13,265 0 0
48,032 3 9	(b) Compressor Station, Colaba	44,783 13 4		54,783 3 0
2,99,982 9 9	(c) Pumping Station, Love Grove	2,81,812 6 2		6,22,384 3 0
1,79,655 13 5	(d) Compressor Station, Love Grove	1,59,422 3 3		1,83,428 1 0
22,465 5 8	(e) Compressor Station at Bhandarwada (upkeep).	24,820 6 2		27,439 0 0
23,757 2 0	(f) Compressor Station at Arthur Road (upkeep)	19,952 3 0		25,273 0 0
12,865 14 6	(g) Compressor Station at Warden Road	13,968 8 6		16,970 0 0
5,081 4 3	(h) Pumping Station at Parel Poibavdi	4,964 12 0		5,430 0 0
3,895 15 10	(i) Compressor Station at Carrol Road	2,459 4 11		5,020 0 0
7,380 8 7	(j) Flood Gates	7,735 8 0		10,322 14 0
6,18,163 2 8		5,71,988 3 4		6,63,315 5 0
	B.—Supervision of Factories, Workshops and Workplaces	9,633 13 2		9,982 0 0
9,319 8 0				
	C.—Transport—			
17,630 8 6	1. Road Scraping—Motor Traction	24,116 3 7		28,564 0 0
2,37,294 3 1	2. Removal of Town Refuse to Tardeo for Transport to Deonar Motor Traction.	2,31,599 3 2		2,43,287 7 0
3,361 9 0	3. Upkeep of motor silt wagons	7,525 7 0		8,934 0 0
27,778 6 11	4. Halalkhore service Motor Traction	25,332 12 8		31,251 0 0
	5. Markets and Slaughter Houses—			
14,135 2 2	(a) Motor Traction	11,457 1 0		14,573 15 0
71,949 8 2	(b) Meat carriage	65,628 14 2		71,482 0 0
19,257 11 6	(c) Refrigerator	20,937 0 11		22,410 10 0
1,05,392 5 10		98,023 0 1		1,08,466 9 0
3,91,457 1 4		3,86,596 10 6		4,20,503 0 0
	D.—Refuse Manipulator at			
465 6 0	Carac Road	109 11 0		300 0 0
1,333 12 0	New Works		217 15 0
.....	Debt Charges	1,07,767 15 5		1,12,562 7 0
10,20,738 14 0			10,76,096 5 5	12,07,180 11 0
	X.—Buildings, Land Acquisition and Management—			
1,14,972 11 11	A.—Executive Engineer's Central Office Establishment.	1,20,682 11 3		1,26,297 7 0
2,06,707 12 8	B.—Inspection of Supervision of Private Buildings	3,03,971 4 4		2,17,684 10 0
93,411 9 11	C.—Architectural	95,193 1 5		98,220 0 0
51,865 12 0	D.—Land Acquisition and Management	1,31,878 10 3		1,73,469 0 0
1,444 6 2	New Works
.....	Debt Charges	22,82,524 4 1		22,90,114 8 11
4,67,923 4 8			28,36,249 15 4	29,05,785 9 11
2,91,38,712 9 5	Carried over Rs. ...		2,84,66,180 8 5	3,00,68,830 12 3

No. 4--continued.
DITURE.

Final Grants compared with the Actuals.			Compared with the Actuals for 1929-30.		
Balance unexpended.	Required to be renewed in 1930-31.	Savings.	Increase.	Decrease.	
6	7	8	9	10	
Rs. a. p. 13,92,30 3 8	Rs. a. p. 5,35,591 2 4	Rs. a. p. 8,56,439 1 4	Rs. a. p. 46,92,051 5 10	Rs. a. p. 77,95,268 8 11	
195 14 0	195 14 0	2,977 3 0	
9,949 5 8	2,650 0 0	7,919 5 8	3,248 6 5	
40,571 12 10	9,630 11 0	30,941 1 10	18,170 3 7	
24,005 13 9	7,929 6 0	16,076 7 9	10,233 10 2	
2,618 9 10	40 0 0	2,578 9 10	2,955 0 6	
5,320 13 0	20 0 0	5,300 13 0	3,804 15 0	
3,001 7 6	3,001 7 6	1,102 10 0	
465 4 0	50 5 0	414 15 0	116 8 2	
2,560 11 1	2,560 11 1	1,426 10 11	
2,587 6 0	215 7 0	2,371 15 0	354 15 5	
91,927 1 8	19,935 13 0	71,391 4 8	8,812 9 11	49,957 9 3	
348 2 10	348 2 10	314 5 2	
4,447 12 5	910 0 0	3,537 12 5	6,485 11 1	
11,688 3 10	6,351 6 0	5,436 13 10	5,694 15 11	
1,408 9 0	1,176 9 0	232 0 0	4,163 14 0	
5,918 3 4	1,788 7 0	4,129 12 4	2,445 10 3	
8,116 14 0	1,170 2 0	1,946 12 0	2,728 1 2	
5,853 1 10	747 0 0	5,106 1 10	6,320 10 0	
1,479 9 1	1,823 13 0	149 12 1	1,679 5 5	
10,413 8 11	3,240 15 0	7,102 9 11	1,679 5 5	9,048 11 2	
38,906 5 6	18,367 5 0	20,589 0 6	12,328 14 6	17,189 5 4	
190 5 0	190 5 0	355 11 0	
217 15 0	217 15 0	1,333 12 0	
5,094 7 7	2,034 0 0	3,060 7 7	1,07,767 15 5	
1,31,084 5 7	35,337 2 0	95,747 3 7	1,24,223 13 0	68,865 5 7	
5,614 11 9	5,614 11 9	5,709 15 4	
41,713 5 8	43 8 0	11,670 2 8	736 8 4	
8,026 14 7	3,026 14 7	1,781 7 6	
41,590 5 9	1,955 6 0	39,634 15 9	80,512 14 3	
.....	1,464 6 2	
7,590 4 10	7,586 1 11	4 2 11	22,82,524 4 1	
69,535 10 7	9,584 10 11	59,950 15 8	23,70,528 9 2	2,200 14 6	
15,92,650 3 10	5,80,512 15 3	10,12,137 4 7	71,93,803 12 0	78,66,985 13 0	

Appendix EXPEN

Actuals for 1929-30	PARTICULARS	Details of Actuals for 1930-31.	Actuals for 1930-31.	Final Grants sanctioned for Expenditure during 1930-31.
1	2	3	4	5
Rs. a. p.		Rs. a. p.	Rs. a. p.	Rs. a. p.
2,91,38,712 9 5	Brought forward Rs. ...		2,84,66,180 8 5	3,00,58,830 12 8
3,68,847 2 5	XI—Fire Brigade ...	3,36,927 3 0		3,56,965 8 0
48,089 9 0	Debt Charges	40,808 4 7		41,188 0 0
2,553 5 3	New Works	592 6 0		592 6 0
4,19,489 9 8			3,78,122 13 7	3,98,745 14 0
	XII—Licensing and Removal of Encroachments on Public Streets.			
70,574 13 7	A.—Licensing Establishment ...	69,328 1 3		71,245 14 0
37,185 6 9	B.—Removal of Encroachment on Public Streets	34,697 1 7		38,262 4 0
.....	New Works		2,778 0 0
1,07,760 4 4			1,04,025 2 10	1,12,286 2 0
	XIII—Gardens and Open Spaces.			
1,23,866 3 11	A.—Gardens—			
	(a) Victoria Gardens	1,30,563 14 3		1,41,773 15 0
42,950 9 9	(b) Miscellaneous Gardens, Open Spaces, B and Stands, etc.	47,252 0 8		41,424 0 0
1,66,816 13 8		1,77,815 15 0		1,93,196 1 0
6,850 7 0	B.—New Gardens, Recreation Grounds, etc.... ..	9,233 11 5		9,804 3 0
3,173 12 2	New Works	1,404 6 1		4,098 0 0
.....	Debt Charges	2,44,115 15 8		2,45,098 15 0
1,76,841 0 10			4,32,570 0 2	4,52,190 3 0
	XIV—Markets and Slaughter Houses.			
	A.—Markets and Slaughter Houses—			
38,573 14 0	(a) Central Office	41,554 14 0		42,067 0 0
1,49,270 10 10	(b) Municipal Markets	1,60,359 3 4		1,80,908 2 0
1,16,512 12 3	(c) Slaughter Houses	1,05,780 6 3		1,22,995 14 0
3,04,357 5 1		3,07,694 7 7		3,45,969 0 0
3,28,997 0 0	Debt Charges	3,76,659 6 4		3,82,572 9 0
6,963 7 0	New Works	7,704 10 8		23,220 2 0
.....	Proportion of General Supervision & Collection of Revenue	32,979 3 2		32,168 0 0
6,40,337 12 1			7,25,037 11 4	7,83,924 11 0
22,92,678 6 8	XV—Contribution to the City Improvement Trust.		23,10,878 0 2	25,35,409 0 0
2,17,009 11 10	XVI—Contribution to Provident Fund by the Municipal Corporation		2,30,742 10 1	2,61,000 0 0
8,000 0 0	XVII—Retrenchment Enquiry
3,30,00,829 6 10	Total Rs. ...		3,26,47,551 14 7	3,46,02,586 10 8

M. R. TAMBE,
Chief Accountant

No. 4—concluded.
DITURE.

Final Grants compared with the Actuals			Compared with the Actuals for 1923-30.	
Balance unexpended.	Required to be renewed in 1931-32.	Savings.	Increase.	Decrease.
6	7	8	9	10
Rs. a. p.	Rs. a. p.	Rs. a. p.	Rs. a. p.	Rs. a. p.
15,92,950 3 10	5,80,512 15 3	10,12,137 4 7	71,93,809 12 0	78,66,335 13 0
20,038 5 0	805 6 0	19,232 15 0	31,919 15 5
584 11 6	0 13 0	583 14 5	7,485 13 5
.....	1,160 15 3
20,623 0 5	806 8 0	19,816 13 5	41,865 12 1
1,917 12 9	737 4 0	1,180 8 9	1,246 12 4
3,565 2 5	699 11 0	2,865 7 5	2,418 5 3
2,778 0 0	1,022 0 0	1,756 0 0
8,260 15 2	2,459 15 0	5,802 0 2	3,795 1 6
11,210 0 9	4,927 6 0	6,283 10 9	6,697 10 4
4,170 1 3	752 5 0	3,417 12 3	4,301 7 0
15,380 2 0	5,679 11 0	9,700 7 0	10,999 1 4
570 7 7	570 7 7	2,383 4 5
2,691 9 11	2,387 8 0	304 1 11	1,709 6 1
977 15 4	183 11 3	794 4 1	2,44,115 15 8
19,620 2 10	8,250 14 3	11,369 4 7	2,57,498 5 5	1,769 6 1
512 2 0	512 2 0	2,981 0 0
20,546 14 8	8,291 8 0	11,255 6 8	11,089 8 6
17,215 7 9	2,286 2 0	14,929 5 9	10,732 6 0
38,274 8 5	11,577 10 0	26,696 14 5	11,069 8 6	10,732 6 0
5,913 2 8	491 0 0	5,422 2 8	47,662 6 4
15,515 7 9	13,537 3 0	1,978 4 9	721 3 3
Cr. 816 3 2	Cr. 816 3 2	32,979 3 2
58,883 15 8	25,605 13 0	33,281 2 8	95,482 5 3	10,732 6 0
2,24,535 15 10	2,24,535 15 10	18,194 9 6
30,357 5 11	30,257 5 11	13,732 14 3
.....	8,000 0 0
19,54,834 11 8	6,17,634 12 6	13,37,199 15 2	75,78,861 14 5	79,31,939 6 8

H. K. KIRPALANI,
Municipal Commissioner.

Appendix

REVENUE ACCOUNT BALANCE

Liabilities.	Rs.	a.	p.	Rs.	a.	p.
Debts—						
Due on Cash Bills Outstanding Account	11,905	2	8			
„ Cheques payable	1,10,858	6	0			
„ Stores purchased, Outstanding Accounts	40,787	18	0			
„ Outstanding Charges for 1930-31 and previous years	6,17,634	12	6			
„ „ „ on account of Interest accrued but not paid (Vide details shown in Appendix No. 14E).	17,19,456	3	4			
City Improvement Trust—						
Contribution falling due in 1931-32	23,54,568	1	2			
Deposits in Cash and Paper from Contractors and private parties (Vide details as shown in Appendix No. 14 O.)	14,68,468	15	2			
				63,23,679	5	8
Public Monuments Maintenance Fund (vide details as shown in Appendix No. 16 B.)				1,06,779	8	0
Endowments Fund (vide details shown in Appendix No. 16 C)				1,07,379	8	0
Stock Account—						
Capital Purchases Account, &c.	20,697	12	0			
Stock Adjustment Account	31,875	12	5			
				52,572	8	5
Special Funds as at 31st March 1931—						
Fire and Accident Insurance Fund	6,72,740	7	0			
Net Premia Fund	8,6,210	14	7			
Provident Fund	44,77,009	9	5			
Fines Fund	4,53,579	7	2			
Plant and Machinery Depreciation Fund	24,41,272	0	0			
Renewal of Road Surfaces Fund	9,77,108	14	0			
Gardens Fund	8,054	7	6			
				98,90,976	5	2
Loan Redemption Fund—						
Amount held in General Fund for repayment of 40 Lakhs Loan debentures due 1929						
					5,000	0 0
				1,64,86,388	5	3
Carried forward Rs. ...						

No. 5.

SHEET AS AT 31st MARCH 1931.

Assets.	Rs. a. p.	Rs. a. p.
Cash in Bank and Cash and Paper in Office	8,37,846 0 10
Debts—		
Due for stores sold	2,857 6 0
Stock—(Vide Appendix No. 14 D.)		
Stock (Reserve Stores)	3,52,719 12 9	
Water Works Imprest	3,177 9 7	
Executive Engineer's Department (D. E. Works)	27,598 14 7	
Line Suspense Account... ..	89,815 13 7	
	4,73,310 2 6	
Capital Stores—		
Stock	3,65,555 0 3	8,38,865 2 9
Plant and Machinery	20,56,433 5 5
Advances Recoverable—(Vide Appendix No. 14 B.)		
Departmental Works	7,748 7 2	
Private Works	25,750 9 4	
Asphalt Plant, Crushers, &c.	81,293 7 8	
Municipal Officers	(a) 21,568 9 6	
Sundries—Mis.—Advances	(b) 89,881 13 4	
Municipal Contractors	499 4 11	
Purchase of Coal	34,230 9 10	
Purchase of Petrol	1,610 10 0	
Workshops	65,286 2 10	
Expenditure on conversion of insanitary basket privies into water-closet by subsidising house owners	6,75,000 0 0	
	9,52,867 10 7	
Advance from Plant and Machinery Depreciation Fund for levelling, metalling, &c., private streets	1,46,700 3 3
Deposits in paper—		
On Contractors', etc., Accounts with the Imperial Bank of India	4,54,800 0 0
Carried forward Rs. ...		52,90,369 12 10
(a) Advances to Municipal officers for Contingent expenditure	Rs. 12,300 9 6	
Do. do. do. for Motor cars &c. and cycles	,, 9,266 0 0	
	,, 21,566 9 6	
(b) Advance with the B. B. & C. I. and G. I. P. Railways for freight charges on cement ...	Rs. 8,000 0 0	
Other recoverable advances	,, 31,881 13 4	
	,, 39,881 13 4	

Appendix
REVENUE ACCOUNT BALANCE

	Rs. a. p.	Rs. a. p.
Brought over Rs. ...		1,04,86,388 3 3
S rplrs Revenue Fund as per Appendix No. 2		(8,89,892 1 1)
Total Rs.		2,33,76,280 6 4

M. R. TAMBE,
Chief Accountant.

No. 5—concluded.

SHEET AS AT 31st MARCH 1931.

	Brought over ...		Deposits in Cash Fixed, at call and current a/c.	Rs. a. p.	Rs. a. p.
	In Securities.			52,90,369 12 10
	Face Value.	Actual cost.			
	As per Appendix No. 16.				
Investments—					
Special Funds.	Rs. a. p.	Rs. a. p.	Rs. a. p.		
Municipal Fire and Accident Insurance Fund	7,65,900 0 0	6,72,641 8 0	98 15 6	6,72,740 7 6	
Net Premia, &c. on different Municipal Loans	10,22,300 0 0	8,62,800 8 0	410 6 7	8,68,210 14 7	
Provident Fund ...	51,02,300 0 0	44,76,590 4 3	419 5 2	44,77,009 9 5	
Fines Fund	5,13,400 0 0	4,58,185 4 0	394 3 2	4,53,579 7 2	
Plant and Machinery Depreciation Fund...	25,27,900 0 0	22,94,238 1 0	334 4 9	22,94,572 5 9	
Renewal of Road Sur- faces Fund	11,10,200 0 0	9,76,978 0 0	182 14 0	9,77,108 14 0	
Gardens Fund	6,500 0 0	5,720 0 0	334 7 6	6,054 7 6	
					*97,44,276 1 11
Surplus Revenue Fund.					
3½ per cent. Government Paper	1,61,900 0 0	97,263 7 0			
5 per cent. Government War Loan 1929-47	23,900 0 0	23,974 11 0			
4 per cent. Government Loan 1960-70	17,79,600 0 0	15,82,861 14 0			
5 per cent. ten Year Bonds 1935	1,81,100 0 0	1,82,911 0 0			
4½ per cent. Govt. Loan 1934	13,60,500 0 0	13,36,487 8 0			
	35,07,000 0 0	32,13,498 8 0	49,18,976 15 7		81,27,475 7 7
	As per Appendices	Nos. 16 B & 16 C.			
Public Monuments Maintenance Fund. (Vide Appendix No. 16 B.)	1,10,200 0 0	1,06,779 8 0	1,06,779 8 0	
Endowments Fund. (Vide Appendix No. 16 C.)	1,16,100 0 0	1,07,379 8 0	1,07,379 8 0	2,14,159 0 0
				Total Rupees	2,33,76,280 6 4

* For Face, Purchase and Market values of each kind of securities held in the Special Funds, please see Appendix No. 16 attached.

H. K. KIRPALANI,
Municipal Commissioner.

Appendix No. 6.

Statement of Special Funds for 1930-31.

Municipal Fire and Accident Insurance Fund.

(Corporation Resolution No. 4572 of 4th October 1888, Corporation Resolution No. 1479 of 5th October 1914, Standing Committee Resolution No. 3451 of 2nd July 1924, Corporation Resolution No. 13888 of 18th February 1926.)

	<i>Dr.</i>	<i>Cr.</i>
	Rs. a. p.	Rs. a. p.
Balance on 1st April 1930	6,22,050 0 10
Contributions for the year	21,500 0 0
Interest realized	29,190 6 8
Expenditure incurred during the year
Balance on 31st March 1931 as per Balance Sheet, Appendix No. 5...	6,72,740 7 6
Total Rs. ...	6,72,740 7 6	6,72,740 7 6

Worn-out Water Mains Renewal Fund.

(Standing Committee Resolution No. 12512 of 22nd February 1893 and Corporation Resolution No. 13406 of 9th March 1893.)

	Rs. a. p.	Rs. a. p.
Balance on 1st April 1930	3,12,396 2 2
Interest realized	14,711 8 0
Expenditure incurred during the year	41,614 6 1
Balance on 31st March 1931 as per Balance Sheet, Appendix No. 7..	2,85,493 4 1
Total Rs. ..	3,27,107 10 2	3,27,107 10 2

Net Premia Fund.

(Corporation Resolution Nos. 5294 of 19th November 1888, 9222 of 11th December 1893 and 5179 of 15th November 1906 and Standing Committee Resolution No. 3343 of 28th August 1907.)

	Rs. a. p.	Rs. a. p.
Balance on 1st April 1930	8,51,066 15 2
Interest realized	45,848 11 8
Sale of water-marked paper	88 13 0
Amount transferred to Sinking Fund Investments Reserve Fund ..	31,430 3 3
Loss, etc., on sale of Securities	2,188 1 0
Amount transferred to meet the discount on 37 Lakhs Loan issued in 1929-30	175 5 0
Expenditure incurred during the year
Balance on 31st March 1931 as per Balance Sheet, Appendix No. 5...	*8,63,210 14 7
Total Rs. ...	8,97,004 7 10	8,97,004 7 10

* Out of this, Rs. 4,11,813 belong to Water Works Account.

Appendix No. 6—continued.**Statement of Special Funds for 1930-31.****Provident Fund.**

(Corporation Resolution No. 5598 of 7th September 1920.)

	<i>Dr.</i>	<i>Cr.</i>
	Rs. a. p.	Rs. a. p.
Balance on 1st April 1920:—		
Amount of Subscribers' accounts	24,83,001 8 0	
" excess interest, profit on sale of securities, etc., carried forward	2,62,477 5 5	
" of subscription and interest (Schools Committee)... ..	10,29,522 3 2	
Net Receipts on account of Subscribers' and Municipal contribu- tions during 1930-31	37,55,000 14 7
Interest allowed on the Provident Fund Accounts during 1930-31.	3,94,774 8 6
Amount of excess interest, etc., realized on the investments during 1930-31	1,24,282 9 6
Profit on sale of Securities	90,709 13 10
Receipts on account of Subscription and interest (Schools Committee).	25,056 4 0
Balance on 31st March 1931 as per Balance Sheet, Appendix No. 5 ..	44,77,009 9 5	87,185 7 0
Total Rs. ...	44,77,009 9 5	44,77,009 9 5

Fines Fund.

(Corporation Resolution No. 1217 of 12th May 1919.)

	Rs. a. p.	Rs. a. p.
Balance on 1st April 1930	4,04,229 4 8
Interest realized	21,362 2 0
Net Recoveries of fines during the year	34,674 6 0
Profit on sale of Securities	2,584 0 2
Expenditure incurred during the year	9,270 5 8
Balance on 31st March 1931 as per Balance Sheet, Appendix No. 5 ...	4,63,579 7 2
Total Rs. ...	4,62,849 12 10	4,62,849 12 10

Plant and Machinery Depreciation Fund.

(Corporation Resolution No. 5533 of 1st September 1924.)

	Rs. a. p.	Rs. a. p.
Balance on 1st April 1930	22,13,155 12 6
Interest realized during the year	1,05,190 5 6
Amount of depreciation on plant and machinery credited to Fund account during the year	1,22,900 0 0
Value of Scrap of Plant and Machinery sold	5,249 4 0
Profit on sale of Securities	23 12 0
Expenditure on purchase of Plant and Machinery	5,246 9 0
Balance on 31st March 1931 as per Balance Sheet, Appendix No. 5:—		
Amount advanced for meeting expenditure on levelling, metalling, etc., Private streets	1,46,700 3 3	
Amount held in Securities and cash	22,94,572 5 9	
Total Rs. ...	24,41,372 9 0	24,46,519 2 0

Renewal of Road Surfaces Fund,

(Corporation Resolution No. 774 of 27th April 1925.)

	Rs. a. p.	Rs. a. p.
Balance on 1st April 1930	7,15,770 14 0
Instalment for the year 1930-31	2,18,459 0 0
Interest realized	42,879 0 0
Balance on 31st March 1931 as per Balance Sheet, Appendix No. 5..	9,77,108 14 0
Total Rs. ...	9,77,108 14 0	9,77,108 14 0

Gardens Fund.

(Corporation Resolution No. 912 of 1st May 1930.)

	Rs. a. p.	Rs. a. p.
Recoveries during the year	7,294 7 6
Interest realized during the year...	130 0 0
Expenditure incurred during the year	1,300 0 0
Balance on 31st March 1931 as per Balance Sheet, Appendix No. 5.	8,054 7 6
Total Rs. ...	7,354 7 6	7,354 7 6

Appendix No. 6—concluded.

Statement of Special Funds for 1930-31.

Levelling, Metalling, &c., Private Streets Fund.

(Corporation Resolution No. 9427 of 23rd January 1922 and Corporation Resolution No. 11147 of 7th January 1926.)

	Dr.	Cr.
	Rs. a. p.	Rs. a. p.
Expenditure incurred out of the amount advanced from Plant and Machinery Depreciation Fund up to 1st April 1930	1,77,701 15 7
Expenditure during the year	27,957 2 8
Recoveries on account of expenditure during the year	55,412 14 2
Interest charges during the year	7,946 2 10	2,046 15 11
Recoveries on account of supervision charges during the year	9,445 3 9
Advance from Plant and Machinery Depreciation Fund as at 31st March 1931	1,46,700 3 3
Total Rs.	2,13,605 5 1	2,18,605 5 1

Municipal Land and Buildings Fund.

(Corporation Resolution No. 42 of 3rd April 1916 and Corporation Resolution No. 2600 of 25th June 1923.)

	Rs. a. p.	Rs. a. p.
Balance on 1st April 1930	1,96,653 8 11
Interest realized	8,268 18 4
Realizations on account of sale of land	50,289 8 9
Expenditure incurred during the year
Balance on 31st March 1931 as per Balance Sheet, Appendix No. 7	2,55,211 10 0
Total Rs.	2,55,211 10 0	2,55,211 10 0

Public Monuments Maintenance Fund.

	Rs. a. p.	Rs. a. p.
Balance on 1st April 1930	1,04,352 0 0
Donations received during the year	2,427 8 0
Balance on 31st March 1931 as per Balance Sheet, Appendix No. 5	1,06,779 8 0
Total Rs.	1,06,779 8 0	1,06,779 8 0

Endowments Fund.

	Rs. a. p.	Rs. a. p.
Balance on 1st April 1930	96,051 4 0
Purchase of Securities for the investment of interest realized on donations for warm clothing	1,526 4 0
Difference between the value of Securities sold and the value of Securities transferred from Surplus Funds in lieu thereof to replace them	206 0 0
Endowments received during the year	9,596 0 0
Balance on 31st March 1931	1,07,379 8 0
Total Rs.	1,07,379 8 0	1,07,379 8 0

M. R. TAMBE,
Chief Accountant.

H. K. KIRPALANI,
Municipal Commissioner.

Appendix

CAPITAL FUND BALANCE

	Rs. a. p.	Rs. a. p.	Rs. a. p.
Loans Outstanding:—			
Due to Government—			
<i>(Vide details as shown in Appendix No. 11)</i>		9,23,27,585	1 9
Due to Public—			
<i>(Vide details as shown in Appendix No. 11)</i>		8,71,08,500	0 0
			17,94,36,065
Municipal Land and Buildings Fund Account 			2,55,211
			10 0
Trust Fund Account:—			
Balance out of donation received for Maternity Home at Chhas Moholla 			52,614
			15 5
Worn-out Water Mains Renewal Fund Account 			2,85,493
			4 2
Temporary advance from Surplus Cash Balance pending raising of a loan on account of conversion of insanitary basket-prives into water-closets by subsidising house- owners 			6,75,000
			0 0
Carried forward Rs.			18,07,04,384
			15 3

No. 7.

SHEET AS AT 31st MARCH 1931.

		Rs. s. p.			Rs. s. p.		
		Rs.	s.	p.	Rs.	s.	p.
Block Account:—							
Loan Funds—							
Property and Assets at original cost as per Appendix No 8		22,98,40,377	14	10			
Less—Subventions granted for the conversion of privies into water-closets, shown below		5,65,600	0	0			
		22,92,74,777	14	10			
Subventions granted for the conversion of privies into water-closets		5,65,600	0	0	22,98,40,377	14	10
Trust Fund—							
Expenditure as per Appendix No. 8					33,50,359	2	0
Worn-out Water Mains Renewal Fund.—							
Expenditure as per Appendix No. 8					6,30,999	13	5
Unbooked Property.—							
Provisional figure as per valuation of 1884 pending revaluation now in progress					45,37,835	11	11
Municipal Land and Buildings Fund:—							
Land purchased and Buildings erected as per Appendix No. 8		43,01,303	5	2			
Temporary advance to Development Fund		31,77,393	6	0	74,78,693	11	2
Surplus Cash Balance—							
Subventions granted for the conversion of privies into water-closets pending of raising a loan					6,75,000	0	0
Investments—							
		In Securities.		In Cash.			
		Face Value.	Actual Cost.	Cash Deposits.			
SINKING FUND:—							
As per Appendix No. 10.							
		Rs.	s. p.	Rs.	s. p.	Rs.	s. p.
Sinking Funds		2,58,53,700	0 0	2,95,30,811	7 4	200	15 5
		3,47,600	0 0				
						2,95,31,012	6 9
Sinking Fund Investments							
Reserve Fund		12,91,900	0 0	11,40,298	0 0	179	4 2
						11,40,467	4 2
						(a)	
						3,06,71,479	10 11
Carried forward Ra.							
						27,71,84,746	0 3

(a) For Face and Market value of each kind of security held in the Sinking Funds, please see Appendix No. 16A attached.

Appendix

CAPITAL FUND BALANCE

	Rs.	a.	p.	Rs.	a.	p.	Rs.	a.	p.
Brought over Rs.							18,07,04,884	15	8
Surplus—									
CAPITAL ASSETS AT ORIGINAL COST OVER LIABILITIES :—									
Sinking Fund on Loans	3,06,71,479	10	11						
Loans repaid, etc.	3,60,94,709	5	6						
Unbooked Property	45,37,835	11	11						
Premia on Loans	2,93,848	11	11						
Contributions from Special Funds	8,02,171	0	3						
" " Revenue for Loan Works Establishment	17,860	15	8						
" " G. I. P. Ry.	8,74,000	0	0						
" " Port Trust	1,56,600	0	0						
" " Government for Schools	5,00,000	0	0						
" " Worn-out Water Mains Renewal Fund	6,30,999	13	5						
" " Land and Buildings Fund	74,78,633	11	2						
" " Development Fund	1,34,32,075	7	8						
" " Revenue towards Bai Jerbai Wadia Hospital for Children	7,00,000	0	0						
	3,56,91,183	8	5						
Contributions from Trust Fund—									
Royal Visit Fund in connection with a Ward for Tuberculosis									
Balance of Donation	52,687	0	5						
Gordhandas Sunderdas Medical College (Government Promissory Notes of the face value of Rs. 14 lakhs received from Gordhandas Sunderdas Charities Trust)—									
Donation	9,00,072	0	0						
Interest	1,84,215	13	0						
	10,84,287	13	0						
King Edward VII Memorial Hospital—									
Contribution from Government	4,94,326	11	10						
" " K. E. M. Committee	6,94,599	0	11						
	11,88,925	12	9						
Fire Brigade Station at Frere Road—									
Contribution from Port Trust	1,32,318	6	0						
Maternity Home at Victoria Road 3rd Cross Lane—									
Contribution from Sir Mahomedbhoy Currimbhoy—									
Donation	1,00,970	1	7						
Interest	11,593	1	11						
	1,12,563	2	6						
Willingdon Memorial Play ground (Amount received from Willingdon Memorial Committee)—									
Donation	1,55,604	11	4						
Interest	22,435	3	7						
	1,58,039	14	11						
Maternity Home at Ohhas Moholla (From the estate of Mr. Mahomed Haji Saboo Sidick)—									
Donation	5,13,500	0	0						
Interest	1,30,516	8	8						
	6,44,016	8	8						
Less—Amount held in Trust Fund Account	52,614	15	5						
	5,91,401	4	3						
Memorial Ward at K. E. M. Hospital (Donation from the estate of the late Dr. Haji Ismail Jan Mahomed)	30,135	10	8						
	53,50,859	2	0						
Deduct—									
Assets written off							4,19,277	9	9
							9,90,41,549	10	5
							9,86,22,265	0	8
Total Rs.							27,93,26,649	15	11

M. R. TAMBE,
Chief Accountant.

No. 7—concluded.

SHEET AS AT 31st MARCH 1931.

		Brought over Rs. ..			Rs.	a. p.	Rs.	a. p.
							27,71,84,746	0 3
		IN SECURITIES AND CASH.						
		Face Value.	Actual Cost.	Cash Deposits.				
		Rs. a. p.	Rs. a. p.	Rs. a. p.				
Loan Funds	5,82,200 0 0	5,77,742 8 6	9,70,841 9 8	15,48,584	2 2		
Trust Fund	52,614 15 5	52,614	15 5		
							16,01,199	1 7
SPECIAL FUNDS.		As per Appendix No. 16.						
Land and Buildings Fund	2,70,400 0 0	2,55,041 2 0	170 8 0	2,53,211	10 0		
Worn-Out Water Mains Renewal Fund	3,39,300 0 0	2,85,312 0 0	181 4 1	2,85,493	4 1	5,40,704	14 1
Total Rs. ...							27,93,26,649	15 11

H. K. KIRPALANI,
Municipal Commissioner.

Appendix No. 8.

SUMMARY.

	Capital Expenditure upto 31st March 1930.	Expended during the year.	Total Capital Expenditure upto 31st March 1931.
	Rs. a. p.	Rs. a. p.	Rs. a. p.
(1) Loan Funds:			
I.—General Supervision, Collection of Revenue, &c.	20,39,476 4 10	20,39,476 4 10
II.—Water Works, Ordinary	4,46,51,674 11 11	77,939 1 10	4,47,29,613 13 9
Tansa Triplication	5,03,12,811 13 6	Cr. 2,71,656 10 3	5,00,41,155 3 3
III.—Education, Primary	20,66,685 15 3	32,061 0 11	20,98,747 0 2
V.—Public Health Department	14,03,144 4 0	70 9 0	14,03,214 13 0
VI.—Medical Relief and Education	66,45,391 0 8	66,953 6 10	67,12,344 7 6
VII.—Street Cleansing and Conservancy, -Road Watering and Halalkhore Service	63,47,075 10 0	6,08,794 14 5	69,55,870 9 5
VIII.—Roads, Drains and Sewers	5,83,07,351 4 5	13,40,723 6 0	5,96,48,074 10 5
IX.—Mechanical	22,38,249 1 0	30,293 7 0	22,68,542 8 0
X.—Buildings, Land Acquisition and Management	4,08,68,182 9 3	3,95,470 11 2	4,12,63,653 4 5
XI.—Fire Brigade	10,59,336 1 9	149 13 0	10,59,485 14 9
XIII.—Gardens and Open Spaces	36,84,230 6 4	Cr. 6,311 11 0	36,77,918 11 4
XIV.—Markets and Slaughter Houses	75,94,452 4 1	93,702 12 8	76,88,155 0 9
Discount and other Charges on Loans	1,70,989 10 0	83,136 0 3	2,54,125 10 3
(1) Loan Works—Total Rs.	22,73,89,051 1 0	24,51,326 13 10	22,98,40,377 14 10
(2) Trust Fund.			
Works executed	33,50,359 2 0	33,50,359 2 0
(3) Worn-out Water Mains Renewal Fund.			
Works executed	5,89,385 7 4	41,614 6 1	6,30,999 13 5
(4) Land and Buildings Fund.			
Lands purchased and buildings erected	43,01,303 5 2	43,01,303 5 2
(5) Works executed out of Sur- plus Cash Balance pending raising of a Loan.			
Conversion of insanitary basket privies, &c.	5,65,600 0 0	1,09,400 0 0	6,75,000 0 0
(6) Works executed out of the temporary advance from Surplus Cash Balance			
	7,63,664 6 10	Cr. 7,63,664 6 10
Grand Total Rs.	23,69,59,363 6 4	18,38,676 13 1	23,87,98,040 3 5

Appendix No. 8.

Block Account showing details of Capital Expenditure upto 31st March 1931.

	Capital Expenditure upto 31st March 1930.	Expended during the year.	Total Capital Expenditure upto 31st March 1931.
	Rs. a. p.	Rs. a. p.	Rs. a. p.
I.—GENERAL SUPERVISION, COLLECTION OF REVENUE, Etc.			
MUNICIPAL OFFICE BUILDINGS—			
Municipal Office Buildings	14,67,386 11 3	14,67,386 11 3
Extension of the Municipal Office on the present site	1,30,529 12 6	1,30,529 12 6
Extending Municipal Office on the new site of Cruickshank Road	9,763 0 0	9,763 0 0
	16,07,679 7 9	16,07,679 7 9
WORKSHOPS—			
Construction of New Municipal Workshops at Foras Road	5,64,329 14 5	5,64,329 14 5
Other Works	3,36,676 6 8	3,36,676 6 8
	9,01,006 5 1	9,01,006 5 1
OTHER STRUCTURES—			
Works completed (<i>vide</i> page 59 of the Report for 1929-30)	5,85,972 5 8	5,85,972 5 8
I.—General Supervision, &c., Total Rs. . . .	30,94,658 2 6	30,94,658 2 6
<i>Less—Works transferred to other service heads as under—</i>			
VIII.—Roads, Drains, Sewers—			
Construction of quarters and offices for Inspectors &c., staff of the Road Department in A Ward &c.	12,853 8 7	12,853 8 7
IX.—MECHANICAL.			
Acquisition of Land and Buildings at Worli Hill for the purpose of quarters for the Love Grove Station Engineering Staff, &c.	1,41,322 0 0	1,41,322 0 0
WORKSHOPS—			
Construction of New Municipal Workshops at Foras Road	5,64,329 14 5	5,64,329 14 5
Other Works	3,36,676 6 8	3,36,676 6 8
	10,42,328 5 1	10,42,328 5 1
	10,55,181 13 8	10,55,181 13 8
I.—General Supervision &c., Total Rs. . . .	20,39,476 4 10	20,39,476 4 10
II.—WATERWORKS, ORDINARY.—			
Works completed (<i>vide</i> page 59 of the Report for 1929-30)	4,20,29,200 2 4	4,20,29,200 2 4
Encasing in Concrete 48" Main under Hancock Bridge	54,979 0 0	Cr. 32,436 12 0	22,542 4 0
	4,20,84,179 2 4	Cr. 32,436 12 0	4,20,51,742 6 4
Works completed during the year.—			
Laying 9" x 5" Main on the Estate of the City Improvement Trust between King's Way and the G. I. P. Railway Dadar Station	2,88,531 6 0	0 10 0	2,88,532 0 0
Constructing a mechanical filtration plant at Tulsi Lake for purifying Tulsi water and the work of conversion of obsolete filters at Malabar Hill into Reservoir Storage	4,36,217 13 8	230 0 0	4,36,447 13 8
Installation of filters at Powai for purifying water	5,30,769 5 2	9 11 0	5,30,779 0 2
Protection of catchment area, Vihar Lake..	4,22,773 4 2	4,22,773 4 2
Carried over Rs.	16,78,291 13 0	240 5 0	16,78,532 2 0
II.—Water Works, Ordinary Carried over Rs.	4,20,84,179 2 4	Cr. 32,436 12 0	4,20,51,742 6 4

Appendix No. 8—continued.

	Capital Expenditure upto 31st March 1930.	Expended during the year.	Total Capital Expenditure upto 31st March 1931.
	Rs. a. p.	Rs. a. p.	Rs. a. p.
II.—WATER WORKS, ORDINARY—contd.			
Brought over Rs. ..	4,20,84,179 2 4	Cr. 32,436 12 0	4,20,51,742 6 4
Works completed during the year— Brought over Rs. ..	16,78,291 13 0	240 5 0	16,78,532 2 0
Laying 24" outlet main from Bhandar- wada Reservoir to Jail Road, East ..	87,490 11 10	Cr. 767 6 0	86,723 5 10
Laying main in Nowroji Hill Estate of C. I. Trust	23,819 12 0	23,819 12 0
Providing 6" water main in either foot- path of Arthur Road between Jacob Circle and DeLisle Road	18,474 14 6	173 12 0	18,648 10 6
Laying 6" main in Sorab Mill Cross Lane in the public passage joining with the Tulsi pipe	5,217 8 6	29 11 0	5,247 3 6
Laying 6" water main in north and south footpath of Love Lane (from Victoria Gardens to Mount Road)	19,526 8 3	1,771 8 0	21,298 0 3
Chlorinating Tansa Water Supply ..	1,25,563 7 3	2,398 15 0	1,27,962 6 3
	19,58,384 11 4	3,846 13 0	19,62,231 8 4
	4,40,42,563 13 8	Cr. 28,589 15 0	4,40,13,973 14 8
Works in progress :—			
Laying 12" main in Dadar Road and Portuguese Church Road East of Cadell Road	31,593 12 2	31,593 12 2
Providing mains and hydrants in the City where there are none existing ..	2,86,014 15 8	4,259 6 2	2,90,274 5 10
Laying water mains in the proposed lay out between Dadar Overbridge and Dadar Road, west of Tulsi Pipe Line..	26,814 6 3	1,315 5 9	28,129 12 0
Providing water mains in Sewri-Wadala Area, Scheme No. 57 of C. I. Trust ..	44,847 5 5	2,039 2 10	46,886 8 3
Installation of Chlorinating plant for sterilizing the water from Vebar and Tulsi Lakes	23,794 8 0	1,494 9 4	25,289 1 4
Providing 6" water main in either foot- path along Sydenham Road between Sandhurst Road and Masjid Bunder Road	16,021 0 10	683 4 3	16,704 5 1
Conversion gradually of an adequate number of underground hydrants out of the existing 4,849 underground hydrants into standpost hydrants to prevent pollution of water supply of the City	14,660 1 11	1,561 1 2	16,221 3 1
Providing 18" and 12" water mains at M. H. Reservoir to obtain independent connection from Reservoir Nos. 1 & 2..	3,437 3 5	7,696 7 2	11,133 10 7
Providing 6" water mains in Nepean Sea Road from Nepean Road to Harkness Road	5,700 0 9	15,752 7 4	21,452 8 1
Laying additional 6" water main in Lady Jamshedji Road and east footpath from Worli Road to DeLisle Road ..	573 11 0	23,703 6 11	24,277 1 11
Laying additional service main in Clare Road	10,249 6 11	10,249 6 11
Acquisition of village site within the Tansa Catchment area	2 5 0	2 5 0
Providing a 15" main in Road No. 42 C. I. Trust Sewree-Wadala Scheme No. 57 from Bhoiwada Road to the Harbour Branch Railway	47,045 8 10	47,045 8 10
Laying an additional length of 6" water main in the C.I.T. Scheme at Dharavi. Relaying water mains affected by Grant Road Terminal Scheme between Bellasis Bridge and Haines Road ..	1,45,404 5 11	18 8 0 957 8 1	18 8 0 1,46,361 14 0
	6,09,110 14 3	1,06,529 0 10	7,15,639 15 1
II.—Water Works, Ordinary—Total Rs. ..	4,46,51,674 11 11	77,939 1 10	4,47,29,613 13 9

Appendix No. 8—continued.

	Capital Expenditure upto 31st March 1930.		Expended during the year.		Total Capital Expenditure upto 31st March 1931.	
	Rs.	a. p.	Rs.	a. p.	Rs.	a. p.
II.—Water Works, Ordinary. Brought over Rs. ..	4,46,51,874	11 11	77,939	1 10	4,47,29,813	13 9
II.—Water Works—						
Tansa Triplication:—						
Widening the Track along Tansa Pipe line between Pogaon and Pokran ..	7,31,751	9 8		7,31,751	9 8
Preliminary fees and expenses ..	44,458	13 4		44,458	13 4
Cost of making survey of the country through which the new aqueduct could be constructed ..	20,744	2 7		20,744	2 7
Section I.—Forming pipe track from Tansa to Bandra, supplying and laying trolley lines, erecting sluice house, Inspector's houses, temporary engine house and semi-permanent buildings and accommodation roads, etc. ..	94,12,816	9 8	4,226	0 0	94,17,042	9 8
Section IA.—Tansa-Atgaon metalled road ..	3,68,319	11 7		3,68,319	11 7
Section IB.—Raising Tansa Dam ..	8,47,754	11 6		8,47,754	11 6
Section IC.—Acquisition of land for embankments for new pipe tracks and trolley lines ..	3,26,175	1 5	857	5 10	3,27,032	7 3
Section ID.—Altering outlet well and constructing head works and control room at Tansa ..	5,68,375	15 10		5,68,375	15 10
Section II.—Supplying and laying about 42 miles steel pipes from Tansa to Pogaon ..	2,46,88,399	13 7	13,661	9 11	2,47,02,061	7 6
Section III.—Supplying and laying about 63 miles steel pipes, &c., from Pogaon to Bombay ..	74,08,918	2 7	Cr. 2,352	0 1	74,06,566	2 6
Section IV.—Supplying sluice valves and other apparatus ..	4,58,199	15 6		4,58,199	15 6
Section V.—Supplying two 57" Venturi meters ..	1,33,604	11 10		1,33,604	11 10
Section VIA.—Constructing bridges at Kasheli ..	44,00,482	13 10	Cr. 2,99,063	3 8	41,01,419	10 2
Section VII.—Constructing new bridge & approaches at Bandra for carrying two 57" mains over the Bandra Creek ..	93,999	1 11		93,999	1 11
Section VIII.—Supplying and erecting a temporary pumping plant at Kasheli ..	4,45,606	1 5		4,45,606	1 5
Section VIIIA.—Supplying and erecting permanent pumping plant ..	357	8 0		357	8 0
Section IX.—Cast Iron Pipes and special castings ..	1,50,785	8 0		1,50,785	8 0
Section IXA.—Supplying and laying pipes, &c., required for remodelling the distribution system in Bombay including Petemeter Survey, &c. ..	86,739	5 3		86,739	5 3
Proportionate cost of acquiring land in Mahim Development Scheme IV for laying the new 57" Tansa Main ..	71,630	0 0		71,630	0 0
Proportionate cost of laying a protected reinforced concrete formation over the Tansa Water Trench at Mahim ..	53,692	0 0		53,692	0 0
Vaiterna Scheme		11,013	9 9	11,013	9 9
Tansa Triplication—Total Rs. ..	5,03,12,811	13 6	Cr. 2,71,656	10 3	5,00,41,155	3
II.—Water Works—Total Rs. ..	9,49,64,486	9 5	Cr. 1,93,717	8 5	9,47,70,769	1 0

Appendix No. 8—continued.

	Capital Expenditure upto 31st March 1930.	Expended during the year.	Total Capital Expenditure upto 31st March 1931.
	Rs. a. p.	Rs. a. p.	Rs. a. p.
III.—EDUCATION.			
SCHOOL BUILDINGS—			
Construction of Buildings for Primary Schools in the City (10 Lakhs Pro- gramme)—			
Preliminary Expenses	4,744 12 10	4,744 12 10
Kumbharwada School	1,02,667 8 10	1,02,667 8 10
Old Nagpada and Memonwada Schools	31,227 7 11	31,227 7 11
Mazagaon Road School	37,532 5 7	37,532 5 7
Moreland Road School	1,01,733 1 11	1,01,733 1 11
Ardeshir Dady Street School	1,21,677 9 9	1,21,677 9 9
Dongri Street School and Mandvi Koliwada School	3,82,356 12 4	3,82,356 12 4
Mustan Tank School	1,61,785 9 2	1,61,785 9 2
School at Babula Tank	4,60,116 12 0	4,60,116 12 0
	* 14,03,842 0 4	*14,03,842 0 4
Sopari Bang Road School	6,851 11 6	6,851 11 6
School at Valpakhady	1,00,714 13 1	1,00,714 13 1
Construction of a Primary School at DeLisle Road	2,49,340 7 6	2,49,340 7 6
Gilder Tank School	1,93,879 2 4	1,93,879 2 4
Construction of additional School Buildings in the City to be let to the Schools Committee.			
(1) At Valpakhady	16,596 1 5	816 8 0	17,412 9 5
(2) At Foras Road	92,729 11 7	14,839 10 6	1,07,569 6 1
Extension of Memonwada Primary School	2,731 15 6	16,411 15 5	19,143 14 11
Semi-permanent Schools in F and G Wards.	Cr. 7 1 0	Cr. 7 1 0
	6,62,843 14 11	32,061 0 11	6,94,904 15 10
III.—Education—Total Rs.	20,66,685 15 3	32,061 0 11	20,98,747 0 2
V.—PUBLIC HEALTH.			
Works completed (<i>vide</i> page 62 of the Report for 1929-30)	14,08,310 15 1	14,08,310 15 1
Works completed during the year— Acquisition of Land for Hindu Cemetery at Vadala	27,756 12 11	45 9 0	27,802 5 11
	14,36,067 12 0	45 9 0	14,36,113 5 0
Works in progress— Filling in the submerged portion of the low lying ground at Haines Road Hindu Cemetery	25 0 0	25 0 0
	25 0 0	25 0 0
	14,36,067 12 0	70 9 0	14,36,138 5 0
<i>Less</i> —Works transferred to			
VII.—STREET CLEANSING, Etc.			
Preliminary expenses for the removal of Trombay	7,993 8 0	7,993 8 0
Acquisition of Land at Colaba for Night Soil Depot	24,930 0 0	24,930 0 0
	32,923 8 0	32,923 8 0
V.—Public Health Total Rs.	14,03,144 4 0	70 9 0	14,03,214 13 0

* Inclusive of Government share of contribution of Rs. 5 lakhs.

Appendix No. 8—continued.

	Capital Expenditure upto 31st March 1930.	Expended during the year.	Total Capital Expenditure upto 31st March 1931.
	Rs. a. p.	Rs. a. p.	Rs. a. p.
VI.—MEDICAL RELIEF AND EDUCATION.			
Works completed (<i>vide</i> page 63 of the Report for 1929-30)	16,50,730 8 5	*16,50,730 8 5
Works completed during the year—			
Construction of King Edward VII Memorial Hospital (Municipal share of cost)	31,07,477 15 8	2,030 13 2	31,09,508 12 10
Seth Gordhandas Sunderdas Charities Trust Medical College (Municipal share)	5,41,925 10 5	6,840 5 0	5,48,765 15 5
Furniture and Fittings, &c., for the King Edward Memorial Hospital and Gordhandas Sunderdas Medical College	3,37,683 11 6	4,081 8 0.	3,41,765 3 6
Surgical instruments and apparatus for K. E. M. Hospital and G. S. M. College	2,13,287 1 3	2,712 8 11	2,15,999 10 2
Construction of quarters for Nurses at Arthur Road Hospital	21,234 13 11	2,271 1 0	23,505 14 11
Levelling the site of the play ground for G.S.M. College	3,963 10 0	211 7 0	4,175 1 0
Municipal contribution towards the construction of Bai Jerbai Wadia Hospital for Children	7,00,000 0 0	7,00,000 0 0
	49,25,572 14 9	18,147 11 1	49,43,720 9 10
	65,76,303 7 2	18,147 11 1	65,94,451 2 3
Works in Progress :—			
Construction of a ward for cholera and plague cases at Arthur Road Hospital.	68,892 4 3	Cr. 21,316 5 7	47,575 14 8
Construction of an additional storey on the Isolation Ward for Venereal Diseases at K.E.M. Hospital	122 13 8	18,025 8 8	18,148 5 11
Construction of an additional storey over the Nurses' quarters at K.E.M. Hospital... .. .	72 8 0	12,275 5 1	12,347 13 1
Construction of an additional storey over the Students' Hostel at G.S.M. College.	39,821 3 7	39,821 3 7
	69,087 9 6	48,805 11 9	1,17,893 5 3
VI.—Medical Relief & Education.—Total Rs.	66,45,391 0 8	66,953 6 10	67,12,344 7 6
VII.—STREET CLEANSING, CONSERVANCY, ROAD WATERING AND HALALKHORE SERVICE.			
Works completed (<i>vide</i> page 63 of the Report for 1929-30)	42,84,519 7 6	42,84,519 7 6
Add—Completed works transferred from V—Public Health Department.—			
Acquisition of Land at Colaba for N. S. Depot, &c.	24,930 0 0	24,930 0 0
Preliminary Expenses for removal of Stables to Trombay	7,993 8 0	7,993 8 0
	32,923 8 0	32,923 8 0
Add—Completed works transferred from Drainage and Sewerage.—			
Chawls for Halalkhores in Oursetji Suklaji Street	88,460 8 2	88,460 8 2
Chawls for Halalkhores at Valpakhady ..	2,31,478 6 9	2,31,478 6 9
Chawls for Halalkhores at Coochin Street	56,554 5 6	56,554 5 6
	3,76,493 4 5	3,76,493 4 5
VII.—Street Cleansing, &c.—Carried over ..	43,17,442 15 6	43,17,442 15 6

* Exclusive of Rs. 30,000 expended out of the donation from Sir Ibrahim Rahimtoola, Kt. for combined School and Dispensary at Sandhurst Road.

Appendix No. 8—continued.

	Capital Expenditure upto 31st March 1930.	Expended during the year.	Total Capital Expenditure upto 31st March 1931.
	Rs. a. p.	Rs. a. p.	Rs. a. p.
VII.—Street Cleansing, &c. Brought over Rs.	43,17,442 15 6	43,17,442 15 6
Brought over Rs. ..	3,76,493 4 5	3,76,493 4 5
Huts for Bigaris at Arthur Road ..	28,379 0 10	28,379 0 10
Acquisition of land at Colaba for Chawls for Halalkhores	4,312 15 5	4,312 15 5
Do. at Foras Tank Site	39,183 6 3	39,183 6 3
Stables for Bullocks and Office at Arthur Road (part)	32,327 9 2	32,327 9 2
Chawls for Halalkhores at Arthur Road (part)	61,156 1 10	61,156 1 10
Huts for Halalkhores at Tardeo Flats ..	1,50,347 0 5	1,50,347 0 5
H. D. Stables in F and G Wards ..	18,120 8 2	18,120 8 2
Chawls for Halalkhores at Foras Tank Site	51,026 15 11	51,026 15 11
Chawls for Halalkhores at Valpakhady. ..	2,40,046 14 1	2,40,046 14 1
Latrines at Colaba	20,290 13 10	20,290 13 10
Latrines and Urinals at different places ..	59,432 10 3	59,432 10 3
Do. in the City	63,595 11 3	63,595 11 3
Do. at Reay Road	24,091 12 5	24,091 12 5
Eleven Urinals on P. T. ground near Docks	6,502 13 2	6,502 13 2
Latrines, &c. at Reay Road opposite Edward Mills	9,753 0 7	9,753 0 7
Do. Guzar Street	13,431 2 10	13,431 2 10
Do. Carnac Road	14,058 13 9	14,058 13 9
Do. Ferguson Road	14,489 14 1	14,489 14 1
Do. Sewri Road	9,698 11 11	9,698 11 11
Do. A. C. Markets	7,336 6 1	7,336 6 1
Do. DeLisle Road Overbridge ..	5,742 0 0	5,742 0 0
Do. Esplanade Maidan	23,990 10 3	23,990 10 3
Do. Junction of Clerk Road and Hornby Vellard	14,212 3 9	14,212 3 9
Construction of Chawls for Bigaris at Arthur Road	1,96,451 6 7	1,96,451 6 7
	14,84,471 15 3	14,84,471 15 3
Works in Progress :—			
Construction of Stables and Offices at Annesley Road	1,90,102 14 8	11 6 0	1,90,114 4 8
Construction of Chawls at Annesley Road	86,645 2 10	6,948 9 0	93,593 11 10
Construction of Chawl at Deonar	17,718 9 8	953 6 0	18,671 15 8
Additional Office accommodation for Health Department Stables at Dadar.	16,996 15 8	78 1 0	17,075 0 8
WORKS FROM DRAINAGE—			
Construction of Latrines and Urinals with Garden and providing Gymnastic apparatus between the two wings of Dadar Overbridge	16,701 9 0	2,120 1 0	18,821 10 0
Underground conveniences at Bhatia Baag	1,08,788 14 5	Cr. 89 0 0	1,08,899 14 5
Construction of Water Closets and Urinals at Apollo Bunder near the Gateway of India	60 6 0	23,547 15 5	23,808 5 5
Works from Replacement of Assets, &c.—			
Construction of Latrines, Chawls, Shed, &c., at Mahalaxmi	1,08,146 3 0	9,564 0 0	1,17,710 3 0
Conversion of insanitary basket privies into Water Closets by Subsidizing House Owners	5,65,800 0 0	5,65,800 0 0
Construction of Chawls for H. D. Staff at Cadell Road, Mahim	60 8 0	60 8 0
	5,45,160 11 3	6,08,794 14 5	11,53,955 9 8
VII.—Street Cleansing, &c. Total Rs. ..	63,47,075 10 0	6,08,794 14 5	69,55,870 8 5

Appendix No. 8—continued.

	Capital Expenditure upto 31st March 1930.	Expended during the year.	Total Capital Expenditure upto 31st March 1931.
	Rs. a. p.	Rs. a. p.	Rs. a. p.
VIII.—ROADS, DRAINS AND SEWERS.—			
ROADS AND OVERBRIDGES—			
OVERBRIDGES—			
Works completed (<i>vide</i> page 60 of the Report for 1927-28)	43,45,805 5 1	43,45,805 5 1
Works in progress—			
Dadar Overbridge.. .. .	5,57,629 11 4	Cr. 857 3 6	5,56,772 7 10
Overbridges—Total Rs.	49,03,435 0 5	Cr. 857 3 6	49,02,577 12 11
ROADS—			
Works completed (<i>vide</i> page 64 of the Report for 1929-30)	75,44,799 9 7	75,44,799 9 7
Add—			
Work transferred from I.—General Supervision, &c.			
Construction of quarters and offices for Inspectors, &c., Staff of the Road Department in A Ward, &c.	12,853 8 7	12,853 8 7
	75,57,653 2 2	75,57,653 2 2
Widening Love Grove	3,54,183 2 6	64 13 0	3,54,247 15 6
Widening and Improving Dalal Street ..	22,450 5 6	22,450 5 6
Golanji Hill Road	4,08,800 0 0	4,08,800 0 0
Tulsi Pipe Line Road from Dadar Road to Dadar Overbridge	64,108 14 10	138 6 0	64,247 4 10
Widening further portion of Bandra Causeway	1,08,668 6 4	111 4 2	1,08,779 10 6
Acquisition of properties near Pydhoni.	60,364 10 11	Cr. 10,657 8 0	49,707 2 11
Acquisition of property for widening Masjid Bunder Road and Samuel Street	88,286 3 10	88,286 3 10
Tulsi Pipe Line Road—			
(a) From Haines Road to Dadar ..	1,13,627 7 8	2,200 4 8	1,15,827 12 4
(b) From Dadar to Mahim to accommodate new Tansa Pipes.			
Remaking Roads in accordance with demands of heavy traffic	45,39,359 4 6	94,493 15 3	46,33,853 3 9
Construction of Dadar-Khumbharwada Road	6,65,541 3 11	11,106 6 4	6,76,647 10 3
Widening Globe Mill passage (Municipal share)	1,23,469 2 6	701 8 0	1,24,170 10 6
New Footpaths	6,82,039 7 0	16,381 3 0	6,98,420 10 0
Constructing proposed Nardulla 50' Extension Road to the Tulsi Pipe Line Road	37,259 5 8	805 10 0	38,064 15 8
Construction of 86' Lady Jamshedji Road from Bombay Woollen Mills to Portuguese Church Street	1,85,653 5 9	21,213 3 8	1,86,866 9 5
Widening Bandra Causeway half width west side from its Junction with Mori Road from chainage 0 to 550 and half width east side from chainage 638 to 1218 and full width from chainage 1218 to 1768	21,046 6 10	48,688 7 0	69,734 13 10
Roads—Total Rs.	74,54,857 7 9	1,85,247 9 1	76,40,105 0 10
STREET IMPROVEMENTS—			
Street Improvements in different places set back.. .. .	75,52,611 10 8	3,86,526 0 1	79,39,137 10 9
Special Street Improvements	19,000 0 0	19,000 0 0
Street Improvements—Total Rs.	75,71,611 10 8	3,86,526 0 1	79,58,137 10 9
Roads and Overbridges—Total Rs.	2,74,87,557 5 0	5,70,916 5 8	2,80,58,473 10 8
VIII.—Roads Drains, &c., Carried over Rs.	2,74,87,557 5 0	5,70,916 5 8	2,80,58,473 10 8

† This was paid out of the Road Improvement Fund.

Appendix No. 8—continued.

	Capital Expenditure upto 31st March 1930.	Expended during the year.	Total Capital Expenditure upto 31st March 1931.
	Rs. a. p.	Rs. a. p.	Rs. a. p.
VIII.—Roads, Drains and Sewers.— Brought over Rs. ..	2,74,87,557 5 0	5,70,916 5 8	2,80,58,473 10 8
DRAINS AND SEWERS—			
Works completed (<i>vide</i> page 66 of the Report for 1929-30)	3,01,67,047 2 11	3,01,67,047 2 11
S. W. drain in a portion of Cadell Road including S. W. Outfall No. 7	33,169 12 6	262 8 0	33,432 4 6
	3,02,00,216 15 5	262 8 0	3,02,00,479 7 5
Providing 12" pipe S. W. drain with necessary half sized and full sized water entrances and constructing a manhole in place of lamphole, etc., between 1st Chinch Bunder Road and Dongri Street	8,182 9 10	5 7 0	8,188 0 10
Providing 12" S. W. pipe drains with necessary water entrances in Jail Road East and manholes over the existing 9" pipe sewer in the same Road	12,215 4 11	2 12 0	12,218 0 11
S. W. drain in Dadar Kumbharwada Extension No. 3	13,119 11 5	1,745 11 6	14,865 6 11
S. W. drain in a portion of Cadell Road and Mahim Bazar Cross Road including Outfall No. 6	66,876 6 11	41 5 0	66,917 11 11
Constructing S.W. drain in proposed 40' cross road between 80' Lady Jamahedji Road and Hasali Tank Lane	2,141 14 3	133 4 0	2,275 2 3
S. W. Drain in Globe Mill passage	24,057 10 10	65 2 8	24,122 13 6
S. W. Drain No. IV extension upto DeLisle Road Extension	6,809 12 3	116 15 0	6,926 11 3
Works in progress—			
Main sewerage and drainage of the City—			
(1) Acquisition of land at Tulsai Pipe Line Scheme for accom- modating underground works..	1,53,115 12 5	3,55,845 1 9	5,08,960 14 2
(2) Preliminary expenses	1,96,434 3 11	23 9 0	1,96,457 12 11
Ordinary—			
Construction of a new Outfall at Love Grove	22,64,088 13 0	Cr. 1,567 2 0	22,62,521 11 0
Constructing S.W. drains in inner roads of Mahim Park	56,351 5 2	759 8 0	57,110 13 2
S. W. drain in Dadar Kumbharwada Extension V upto Channel	22,713 0 11	330 3 0	23,043 3 11
S. W. drain in Dadar Gully	7,801 5 1	1,020 7 0	8,821 12 1
S. W. drain in proposed 60' road from Portuguese Church Street, Junction of Old Parbhadevi Road to DeLisle Road Extension	14,214 0 4	627 10 0	14,841 10 4
S.W. drain in Ash Lane (proposed 40' road) from DeLisle Road Extension to Cadell Road	20,183 9 5	1,129 13 0	21,313 6 5
S. W. drain in proposed 60' road from Portuguese Church Street Cadell Road South of Sonapur Lane draining to Outfall No. 3.. .. .	17,054 7 5	2,026 5 1	19,680 12 6
Extension of Mahim storm water out- fall No. I	43,452 6 10	4,162 4 0	47,614 10 10
Covering up the water course on DeLisle Road	90 4 10	8,566 14 2	8,657 3 0
Constructing a covered masonry S. W. drain in lieu of the existing water course passing through the property of Khatri E. H. Ant on DeLisle Road and filling in the existing water course	90 4 10	6,924 13 1	7,015 1 11
Work in progress—Carried over Rs. ..	29 29,593 0 7	3,81,959 15 3	33,11,552 15 10
Drains & Sewers—Carried over Rs. ..	3,02,00,216 15 5	262 8 0	3,02,00,479 7 5
VIII.—Roads, Drains and Sewers	2,74,87,557 5 0	5,70,916 5 8	2,80,58,473 10 8

* inclusive of Rs. 1,56,500 contributed by the Port Trust for Wari Bunder Road.

Appendix No. 8—continued.

	Capital Expenditure upto 31st March 1930.	Expended during the year.	Total Capital Expenditure upto 31st March 1931.
	Rs. a. p.	Rs. a. p.	Rs. a. p.
VIII.—Roads, Drains and Sewers.—			
Brought forward Rs. ..	2,74,87,557 5 0	5,70,916 5 8	2,80,58,473 10 8
Drains and Sewers—Brought forward ..	3,02,00,216 15 5	262 8 0	3,02,00,479 7 5
Works in progress—Brought forward..	29,29,593 0 7	3,81,059 15 3	33,11,552 15 10
S. W. Drain in Bandra Causeway ..	28 14 0	7,575 15 4	7,604 13 4
S. W. Drain and filling in water course on east side of Hindu Burial Ground at Mahim	9,619 9 0	9,619 9 0
Sewer in the proposed road north of Sassoon Dye Works from Cadell Road to the sea	5,402 10 5	5,402 10 5
Construction of an Ovoid sewer from 400' southwards of Musjid Bunder Road to Janjekar Street	51,654 15 5	15,367 12 11	67,022 12 4
Constructing an Ovoid Sewer from Chunam Kiln Lane to 250' south of Pydhonis Road and thence to Nagdevi Cross Lane	55,162 3 11	118 6 9	55,280 10 8
Constructing an Ovoid Sewer from 250' south of Pydhonis Road to Nagdevi Cross Lane	1,08,202 5 3		1,08,202 5 3
Ovoid sewer in Trimbak Parsharam Street from the Junction of Grant Road and Trimbak Parsharam Street to the Junction of Falkland Road and Sandhurst Road	31,867 15 4	47,783 14 5	79,651 13 9
Ovoid sewer in Sandhurst Road to the Junction of Doctor Street and Sandhurst Road	12 14 8	63,976 9 1	63,989 7 9
Ovoid sewer in Sandhurst Road and Bhendi Bazar Road from the Junction of Doctor Street and Sandhurst Road to the Junction of Bhendi Bazar and Sandhurst Road	4,846 15 0	61,992 8 3	66,839 7 3
Construction of sewer in portions of Warden Road and Clerk Road from the existing Ejector station at Warden Road to join the main Sewer to Love Grove passing through Clerk Road	1,65,656 11 0	1,65,656 11 0
Construction of Ovoid Sewer in Palton Road from the Junction of Carnac Road and Sydenham Avenue to Junc. of Palton Road and Hornby Road	15,493 2 4	15,493 2 4
Construction of Latrines and Urinals with Garden and providing Gymnastic apparatus between the two wings of Dadar Overbridge	16,701 9 0	16,701 9 0
Construction of water closets and Urinals at Apollo Bunder, &c. ..	60 6 0	60 6 0
Laying New Sealed Sewage Main at Colaba, &c.	25,606 1 10	25,606 1 10
Putting up an additional 4" Air Main from Branch Chamber on Colaba to No. 3 Ejector.. .. .	3,435 8 2	3,435 8 2
	32,32,575 7 7	7,69,544 8 4	40,02,119 15 11
	3,34,32,792 7 0	7,69,807 0 4	3,42,02,599 7 4
<i>Less</i> —Works transferred as under:—			
to VII.—Street Cleansing, &c. ..	14,13,571 6 1	14,13,571 6 1
to IX.—Mechanical	11,95,920 11 11	11,95,920 11 11
to XIII.—Gardens and Open Spaces.	3,506 5 7	3,506 5 7
Works transferred—Total Rs. ..	26,12,998 7 7	26,12,998 7 7
Drains and Sewers—Total Rs. ..	3,08,19,793 15 5	7,69,807 0 4	3,15,89,600 15 9
VIII.—Roads, Drains and Sewers—Total Rs.	5,83,07,351 4 5	13,40,723 6 0	5,96,48,074 10 5

Appendix No. 8—continued.

	Capital Expenditure upto 31st March 1930.	Expended during the year.	Total Capital Expenditure upto 31st March 193.
	Rs. a. p.	Rs. a. p.	Rs. a. p.
IX.—MECHANICAL.			
WORKS COMPLETED—			
Transferred from I.—General Supervision.			
Acquisition of land and buildings at Worli Hill for the purpose of quarters for the Love Grove Station Engineering Staff, &c.	1,41,322 0 0	1,41,322 0 0
WORKSHOPS—			
Construction of New Municipal Workshops at Foras Road	5,64,329 14 5	5,64,329 14 5
Other Works	3,36,676 6 8	3,36,676 6 8
	10,42,328 5 1	10,42,328 5 1
TRANSFERRED FROM DRAINAGE WORKS—			
Pumps and Steam Engine for the working of the Love Grove Pumping Station.	4,63,345 8 6	4,63,345 8 6
Provision of Ejectors in the Colaba Sub-district	1,08,804 6 10	1,08,804 6 10
Converting the Old Engine House at Love Grove into an office and godown and constructing a Shred-lifter Chamber with 4 Shred-lifters	25,031 4 1	25,031 4 1
Constructing quarters for Workmen at Love Grove Air Compressor Station, (including purchase of land and an Old Chawl)	21,961 1 5	21,961 1 5
Constructing additional quarters for Laskars at Love Grove	5,477 9 6	5,477 9 6
Constructing a Coal Shed, a Coal Tramway and fence round the compound of the Love Grove Air Compressor Station	11,211 10 9	11,211 10 9
Installation of a temporary Air Compressor Station at Bhandarwada	23,434 8 4	23,434 8 4
Acquisition of land and building at Worli Hill for quarters for L. G. Station Engineering Staff, &c.	4,600 0 0	4,600 0 0
Erecting the proposed Gravity Dam at Cleveland Bunder	10 12 4	10 12 4
Quarters for Engine Drivers, &c., including filling in land at Love Grove. Installing an Air Compressor Station at Gowalia Tank	2,01,319 1 6	2,01,319 1 6
Construction of Chawl for Oil-men, Coal-men, &c., at Love Grove	30,422 0 0	30,422 0 0
Putting up an additional Ejector and removing and re-erecting two of the existing Ejectors at DeLisle Road on a New Site	2,23,399 3 0	2,23,399 3 0
Constructing an Ejector Chamber at Fergusson Road consequent on construction of Overbridge at DeLisle Road	20,417 4 11	20,417 4 11
	27,444 10 9	27,444 10 9
	22,09,207 7 0	22,09,207 7 0
Works in progress—			
Laying New Sealed Sewage Main at Colaba to serve Nos. 1, 2 and 3 Ejector Station	25,606 1 10	24,573 10 0	50,179 11 10
Putting up an additional 4" Air Main from Branch Chamber on Colaba Road to No. 3 Ejector	3,435 8 2	5,719 13 0	9,155 5 2
IX.—Mechanical—Total Rs.	22,38,249 1 0	30,293 7 0	22,68,542 8 0

Appendix No. 8—continued.

	Capita Expenditure upto 31st March 1930.	Expended during the year.	Total Capital Expenditure upto 31st March 1931.
	Rs. a. p.	Rs. a. p.	Rs. a. p.
X.—BUILDINGS, LAND ACQUISITION AND MANAGEMENT.			
Golanji Hill Road	6,41,939 10 10	27,893 10 11	6,69,833 5 9
Hornby Road to Ballard Pier Road ..	1,84,59,206 15 9	2,61,912 1 4	1,87,21,119 1 1
Dalal Street	3,91,156 8 1	3,91,156 8 1
Mahim Park	57,15,634 11 7	3,750 14 9	57,19,385 10 4
Mahaluxmi Overbridge	12,64,584 12 5	32,217 15 7	12,96,802 12 0
Plant and Machinery	20,673 0 2	20,673 0 2
	2,64,93,195 10 10	3,25,774 10 7	2,68,18,970 5 5
MAHIM DEVELOPMENT SCHEMES.—			
Scheme I.—Construction of a proposed road from Lady Jamshedji Road to Mahim Station	4,30,076 10 11	465 13 0	4,30,542 7 11
Scheme II.—Construction of two proposed roads and a park between Nardulla Tank and Dadar Kumbharwada	7,63,077 3 8	28 9 0	7,63,105 12 8
Scheme III.—Extension of the new DeLisle Road northwards to Lady Jamshedji Road	17,36,146 0 8	57,848 15 6	17,93,995 0 2
Scheme IV.—Widening and Improving Lady Jamshedji Road	33,17,012 1 1	5,180 1 6	33,22,192 2 7
Scheme V.—Road in continuation of Mahim Bazaar Cross Road to Tulsi Pipe Line Road	3,03,222 11 11	651 11 0	3,03,874 6 11
Scheme VI.—Proposed Road between Matunga and Dadar Station connect- ing Lady Jamshedji Road with Tulsi Pipe Line Road (Road marked A, B)...	63,421 6 8	63 11 0	63,485 1 8
Scheme VII.—Roads to be constructed in the area south of proposed Road between Matunga and Dadar Station as per Scheme No. VI. (Roads marked B D, C D and D E)	3,65,399 6 1	310 13 6	3,65,710 3 7
Scheme VIII.—Roads to the south and north of E. D. Sassoon Dye Works ..	2,71,233 12 2	2,558 8 7	2,73,792 4 0
Laying mains in Mahim Development Schemes	94,118 13 10	2,587 13 6	96,706 11 4
Diversion of water mains affected by the Mahim Development Works	3,148 14 10	3,148 14 10
	73,46,857 1 10	69,696 0 7	74,16,553 2 5
Interest on Capital	70,10,837 10 2	70,10,837 10 2
Add—			
WORKS TRANSFERRED FROM—			
XII.—Building Regulations and other measures for Public Safety			
Building a New Office in Sankli Street for the use of the Assessment Deptt., and Building Branch	11,435 11 11	11,435 11 11
Construction of A Ward Offices for differ- ent branches of the Engineering Department at Mint Road	5,856 6 6	5,856 6 6
	17,292 2 5	17,292 2 5
X.—Buildings, Land Acquisition and Management—Total Rs.	4,08,68,182 9 3	3,95,470 11 2	4,12,63,653 4 5
XI.—FIRE BRIGADE.			
Works completed (<i>vide</i> page 65 of the Report for 1927-28)	9,71,862 8 1	9,71,862 8 1
WORKS COMPLETED—			
Construction of a Fire Brigade Station on the reclaimed site of the Naigaum Tank	75,873 10 8	149 13 0	76,023 7
Construction of additional quarters for Lascars at Naigaum Tank Fire Brigade Station	11,599 15 0	11,599 15 0
	87,473 9 8	149 13 0	87,623 6 8
XI.—Fire Brigade—Total Rs.	10,59,336 1 9	149 13 0	10,59,485 14 9

Appendix No. 8—continued.

	Capital Expenditure upto 31st March 1930.	Expended during the year.	Total Capital Expenditure upto 31st March 1931.
	Rs. a. p.	Rs. a. p.	Rs. a. p.
XIII.—GARDENS AND OPEN SPACES.			
Works completed (<i>vide</i> page 68 of the Report for 1929-30)	2,87,942 13 3	2,87,942 13 3
<i>Add—</i>			
WORK TRANSFERRED FROM DRAINAGE WORKS—			
Filling in portion of the Old Water Course situated at the north corner of the Foras Tank and West of Parbhadevi N. S. Depot in DeLisle Road	3,506 5 7	3,506 5 7
	2,91,449 2 10	2,91,449 2 10
Filling in part of Storm Water Reservoir	33,33,986 7 9	Cr. 7,305 9 0	33,26,680 14 9
Filling in low-lying ground in Nardulla Scheme	16,572 8 3	923 14 0	17,496 6 3
Laying out and providing a railing round the Willingdon Recreation ground at Ripon Road and Souter Street and construction of quarters for mallees and caretakers at Lord Willingdon Memorial Play Ground ..	19,932 3 11	70 0 0	20,002 3 11
Filling in low lying-ground within Dadar Overbridge Scheme	22,289 15 7	22,289 15 7
	33,92,781 3 6	Cr. 6,311 11 0	33,86,469 8 6
XIII.—Gardens and Open Spaces—Total Rs.	36,84,230 6 4	Cr. 6,311 11 0	36,77,918 11 4
XIV.—MARKETS AND SLAUGHTER HOUSES.			
Works completed (<i>vide</i> page 67 of the Report for 1928-29)	70,01,706 13 9	70,01,706 13 9
Works completed during the year—			
Construction of a Market at Gilder Tank site	4,70,735 8 10	4,917 0 0	4,75,652 8 10
	74,72,442 6 7	4,917 0 0	74,77,359 6 7
Construction of a Market at Dadar ..	1,21,774 12 6	1,21,774 12 6
Construction of a semi-permanent Market at Chandanwadi	235 1 0	88,785 12 8	89,020 13 8
	1,22,009 13 6	88,785 12 8	2,10,795 10 2
XIV.—Markets and Slaughter Houses—Total Rs. ..	75,94,452 4 1	93,702 12 8	76,88,155 0 9
Discount and other charges on the Loan of Ra. 37 lakhs	1,70,989 10 0	1,70,989 10 0
Discount and other charges on 40 lakhs Loan 1930-31	83,136 0 3	83,136 0 3
Total Rs. ..	1,70,989 10 0	83,136 0 3	2,54,125 10 3

Appendix No. 8—continued.

	Capital Expenditure upto 31st March 1930.	Expended during the year.	Total Capital Expenditure upto 31st March 1931.
	Ra. a. p.	Ra. a. p.	Ra. a. p.
TRUST FUNDS—			
King Edward Memorial Hospital ..	12,71,748 7 10	12,71,748 7 10
Seth Gordhandas Sunderdas Charities Trust—Medical College ..	10,84,287 13 6	10,84,287 13 6
Construction of a new Fire Brigade Station at Frere Road for Dook Area ..	1,32,318 6 0	1,32,318 6 0
Willingdon Memorial Fund—Play- ground for recreation of the work- ing classes ..	1,58,039 14 11	1,58,039 14 11
Construction of a Maternity Home at Victoria Road 3rd Cross Lane ..	1,12,563 3 6	1,12,563 3 6
Acquisition of Land for a Maternity Home at Chas Mohalla (Imamwada) ..	2,00,977 0 4	2,00,977 0 4
Maternity Home at Cadell Road ..	1,52,073 2 2	1,52,073 2 2
Maternity Home at Bellasis Road ...	2,38,351 1 9	2,38,351 1 9
Trust Funds—Total Ra. ..	33,50,359 2 0	33,50,359 2 0
Worn-out Water Mains Renewal Fund.			
Works executed (<i>vide</i> page 69 of the Report for 1928-29)	5,05,795 10 8	5,05,795 10 8
Works in progress—			
Coating 50" pipes with Bitumastic paint.	75,209 0 1	1,322 10 0	76,531 10 1
Replacing water mains less than 6" by larger ones in F and G Wards ..	4,751 9 6	21,342 6 5	26,093 15 11
Diverting the existing 5" water main (1) between Carnac Road and Bhajipala Street and (2) between Janjekar Street and Bhajipala Street	3,629 3 1	Cr. 774 15 0	2,854 4 1
Replacing 3" main in Jail Road north from Jail Road east to Health Depart- ment stables by 5" one	2,982 15 6	2,982 15 6
Replacing 4" and 3" Water Mains in Ridge Road by 6" Mains	16,366 13 2	16,366 13 2
Diverting 5" Water Main in Musjid Bunder Road	374 8 0	374 8 0
	83,589 12 8	41,614 6 1	1,25,204 2 9
Worn-out Water Mains Renewal Fund— Total Ra. ..	5,89,385 7 4	41,614 6 1	6,30,999 13 5
LAND AND BUILDINGS FUND—			
Lands purchased and buildings erected out of the Municipal Land and Build- ing Fund—			
Works completed (<i>vide</i> page 70 of the Report for 1929-30)	32,57,756 12 0	32,57,756 12 0
Street improvements in different places..	10,43,546 9 2	10,43,546 9 2
Land and Buildings Fund—Total Ra. ..	43,01,303 5 2	43,01,303 5 2
Works executed out of Surplus Cash Balance pending raising of a Loan—			
Conversion of insanitary basket privies into water-closets by subsidising house owners	5,65,600 0 0	{ 6,75,000 0 0 Cr. 5,65,600 0 0 }	6,75,000 0 0

Appendix No. 8—continued.

	Capital Expenditure upto 31st March 1930.		Expended during the year.		Total Capital Expenditure upto 31st March 1931.	
	Rs.	a. p.	Rs.	a. p.	Rs.	a. p.
Works executed out of the Advance from Surplus Cash Balance.						
II.—WATER WORKS, ORDINARY.						
Laying mains on the estate of the City Improvement Trust between Kingsway and G. I. P. Railway Dadar Station—						
(a) Sections 1 to 6						
(b) .. 7 to 8	0	10 0	Cr.	0 10 0		
(c) 9A, 9B and 10						
Laying 6" water main in North and South footpath of Love Lane from Victoria Garden to Mount Road	1,771	8 0	"	1,771 8 0		
Providing mains and hydrants in the City where there are none existing ..	2,762	14 0	"	2,762 14 0		
Providing 18" and 12" water mains at M. H. Reservoir to obtain independent connection from Reservoir Nos. 1 & 2.	1,550	14 11	"	1,550 14 11		
Construction of a Mechanical Filtration Plant at Tulsī and work of conversion of Obsolete filters at Malabar Hill Reservoir	230	0 0	"	230 0 0		
Installation of Filters at Powai for purifying water	9	11 0	"	9 11 0		
Laying 24" outlet main from Bhandarwada Reservoir to Jail Road, East ..	920	8 0	"	920 8 0		
Laying water main in the proposed lay out between Dadar Overbridge and Dadar Road, west of Tulsī Pipe Line..	1,287	0 9	"	1,287 0 9		
Laying additional 6" water main in Lady Jamshedji Road and east footpath from Worli Road to DeLisle Road ..	13,525	4 7	"	13,525 4 7		
Chlorinating the Tansa Water-supply ..	2,398	15 0	"	2,398 15 0		
Installation of chlorinating plants for sterilizing the water from Vihar and Tulsī Lakes	1,479	14 4	"	1,479 14 4		
Providing water mains in Sewri-Wadala Area, Scheme No. 57 of C. I. Trust ..	2,051	5 10	"	2,051 5 10		
Providing 6" water mains in Nepean Sea Road from Nepean Road to Harkness Road	13,551	6 10	"	13,551 6 10		
Providing 6" water main in either footpath of Arthur Road between Jacob Circle and DeLisle Road	173	12 0	"	173 12 0		
Providing 6" water main in either footpath along Sydenham Road between Sandhurst Road and Masjid Bunder Road	683	4 3	"	683 4 3		
Laying 9" main in Sorab Mill Cross Lane in the public passage joining with the Tulsī Pipe	29	11 0	"	29 11 0		
Conversion gradually of an adequate number of under-ground hydrants out of the existing 4,849 underground hydrants into standpost hydrants to prevent pollution of water supply of the City	1,522	10 0	"	1,522 10 0		
Relaying Water Mains affected by Grant Road Terminal Scheme between Bellasis Road and Haines Road ..	237	13 0	"	237 13 0		
II.—Water Works, Ordinary—Total Rs. ..	44,187	3 6	Cr.	44,187 3 6		
II.—WATER WORKS, TANSÁ TRIPLICATION.						
Section I.—Forming Pipe track from Tansa to Bandra, supplying and laying trolley lines, erecting sluice house, Inspectors houses, temporary Engine house and semi-permanent building and accommodation roads, &c.	75	7 0	Cr.	75 7 0		
II.—Water Works—Tansa Triplication—Carried over Rs....	75	7 0	Cr.	75 7 0		
Advance from Surplus Cash Balance—Carried over ..Rs.	44,187	3 6	Cr.	44,187 3 6		

Appendix No. 8—continued.

	Capital Expenditure upto 31st March 1930.		Expended during the year.		Total Capital Expenditure upto 31st March 1931.	
	Rs.	a. p.	Rs.	a. p.	Rs.	a. p.
Advance from Surplus Cash Balance— Brought forward Rs. ..	44,187	3 6	Cr. 44,187	3 6
II.—Water Works, Tansa Triplication— Brought forward Rs. .	75	7 0	Cr. 75	7 0
Section IG.—Acquisition of land for Em- bankments for new Pipe track and trolley line	1,433	8 6	.. 1,433	8 6
Section II.—Supplying and laying about 42 miles steel Pipes from Tansa to Pogaon ..	883	10 6	.. 883	10 6
Section III.—Supplying and laying about 63 miles steel Pipes, &c., from Pogaon to Bombay	2,919	14 6	.. 2,919	14 6
Vaiterna scheme—Preliminary Expenses, survey of land, &c.	1,202	3 3	.. 1,202	3 3
II.—Water Works, Tansa Triplication—Total.	6,514	11 9	Cr. 6,514	11 9
II.—Water Works—Total Rs.	50,701	15 3	Cr. 50,701	15 3
III.—EDUCATION—PRIMARY.						
Construction of additional School buildings in the City to be let to the School Committee— (1) at Valpakhadi	816	8 0	Cr. 816	8 0
(2) at Foras Road	14,853	3 0	.. 14,853	3 0
Extension of Memonwada Primary School ..	7,862	12 7	.. 7,862	12 7
III.—Education—Primary, Total Rs.	23,532	7 7	Cr. 23,532	7 7
V.—PUBLIC HEALTH DEPARTMENT.						
Acquisition of land for Hindu Cemetery at Vadala	45	9 0	Cr. 45	9 0
V.—Public Health, Total Rs.	45	9 0	Cr. 45	9 0
VI.—MEDICAL RELIEF AND EDUCATION.						
Construction of a ward for cholera and plague cases at Arthur Road Hospital	18,454	9 4	Cr. 18,454	9 4
King Edward Memorial Hospital	192	2 0	.. 192	2 0
Seth Gordhandas Sunderdas Charities Trust— Medical College	6,340	5 0	.. 6,340	5 0
Surgical instruments and apparatus for K. E. M. Hospital and G. S. M. College	1,043	9 9	.. 1,043	9 9
Furniture and fittings, etc., for the King Edward Memorial Hospital and Gordhan- das Sunderdas Medical College	1,688	5 0	.. 1,688	5 0
Construction of Quarters for Nurses at Arthur Road Hospital	1,868	6 0	.. 1,868	6 0
Levelling site of the play ground for G. S. M. College	64	7 0	.. 64	7 0
Construction of an additional storey on the Isolation ward for Venereal Diseases at K. E. M. Hospital	4,441	15 7	.. 4,441	15 7
Construction of an additional storey over the Nurses Quarters at the K. E. M. Hospital..	13	6 0	.. 13	6 0
VI.—Medical Relief and Education, Total ..	34,107	1 8	Cr. 34,107	1 8
VII.—STREET CLEANSING, CONSER- VANCY, ROAD WATERING AND HALALKHORE SERVICE.						
Construction of Stables and Office at Annesley Road	11	6 0	Cr. 11	6 0
Construction of Chawls at Annesley Road ..	4,315	2 0	.. 4,315	2 0
Construction of a Chawl at Deonar	882	0 0	.. 882	0 0
Additional Office accommodation for the Health Department Stable at Dadar	78	1 0	.. 78	1 0
Construction of Chawls for the Health Department staff at Cadell Road, Mahim	60	8 0	.. 60	8 0
VII.—Street Cleansing, Conservancy, &c.— Carried over	5,347	1 0	Cr. 5,347	1 0
Advance from Surplus Cash Balance— Carried over Rs.	1,08,387	1 6	Cr. 1,08,387	1 6

Appendix No. 8—continued.

	Capital Expenditure upto 31st March 1930.		Expended during the year.		Total Capital Expenditure upto 31st March 1931.	
	Rs.	a. p.	Rs.	a. p.	Rs.	a. p.
Advance from Surplus Cash Balance— Brought forward Rs. ..	1,08,397	1 6	Cr. 1,08,397	1 6
VII.—Street Cleansing, &c., Brought forward Rs.	5,347	1 0	Cr. 5,347	1 0
Construction of latrines and urinals with garden and providing gymnastic apparatus between the wings of Dadar Overbridge	2,120	1 0	.. 2,120	1 0
Construction of water-closets and urinals at Apollo Bunder near the Gate of India	3,127	3 5	.. 3,127	3 5
Construction of latrines, chawls, shed, etc., at Mahaluxmi	114	0 0	.. 114	0 0
VII.—Street Cleansing and Conservancy, &c Total Rs. ..	10,708	5 5	Cr. 10,708	5 5
VIII.—ROADS, DRAINS AND SEWERS.						
ROADS AND OVERBRIDGES—						
Tulsi Pipe Line Road (a) from Haines Road to Dadar and (b) from Dadar to Mahim widening Tulsi pipe line to 80' to accommodate New Tansa pipes	149	12 0	Cr. 149	12 0
Construction of Dadar-Kumbharwada Road ..	90	8 0	.. 99	8 0
Dadar Overbridge	780	1 6	.. 780	1 6
New Footpaths	16,381	3 0	.. 16,381	3 0
Street Improvements in different places— Setbacks	32,814	9 2	.. 32,814	9 2
Widening Love Lane	342	1 0	.. 342	1 0
Remaking roads in accordance with demands of heavy traffic	18,710	8 0	.. 18,710	8 0
Widening Globe Mill passage (Municipal share)	71	8 0	.. 71	8 0
Tulsi Pipe Line Road from Dadar Road to Dadar Overbridge	138	6 0	.. 138	6 0
Widening further portion of Bandra Causeway	28	9 10	.. 28	9 10
Construction of 80' Lady Jamshedji Road from Bombay Woollen Mills to Portuguese Church Street	11,752	8 9	.. 11,752	8 9
Widening Bandra Causeway half width west side from its Junction with Mori Road from chainage 0 to 550 and half width east side from chainage 638 to 1218 and full width from chainage 1218 to 1768 ..	1,052	5 0	.. 1,052	5 0
Roads & Overbridges—Total Rs. ..	82,321	0 3	Cr. 82,321	0 3
DRAINS AND SEWERS—						
MAIN SEWERAGE AND DRAINAGE OF THE CITY—						
Acquisition of land at Tulsi Pipe Line scheme for accommodating underground works	3,53,784	12 9	Cr. 3,53,784	12 9
Preliminary Expenses	23	9 0	.. 23	9 0
	3,53,808	5 9	Cr. 3,53,808	5 9
ORDINARY—						
Constructing an Ovoid Sewer from Chunam Kiln Lane to 250' south of Pydhoni Road and thence to Nagdevi Cross Lane	103	14 0	.. 103	14 0
S. W. drain in Dadar-Kumbharwada extension No. 3	1,745	11 6	.. 1,745	11 6
Constructing storm-water drain in proposed 40' cross road between 80' Lady Jamshedji Road and Hasali Tank Lane	133	4 0	.. 133	4 0
Drains and Sewers—Carried over Rs.	3,55,791	3 3	Cr. 3,55,791	3 3
VII.—Roads, Drains & Sewers—Carried over Rs.	82,321	0 3	Cr. 82,321	0 3
Advance from Surplus Cash Balance— Carried over Rs. ..	1,19,095	6 11	Cr. 1,19,095	6 11

Appendix No. 8—continued.

	Capital Expenditure upto 31st March 1930.	Expended during the year.	Total Capital Expenditure upto 31st March 1931.
	Rs. a. p.	Rs. a. p.	Rs. a. p.
Advance from Surplus Cash Balance— Brought forward Rs. ..	1,19,095 6 11	Cr. 1,19,095 6 11
VIII.—Roads, Drains and Sewers— Brought forward Rs. ..	82,321 0 3	Cr. 82,321 0 3
Drains and Sewers—Brought forward Rs. ..	3,55,791 3 3	Cr. 3,55,791 3 3
— Constructing S. W. Drains in inner roads of Mahim Park ..	1,661 12 0	1,661 12 0
— S. W. Drain in Globe Mill passage ..	65 2 8	65 2 8
S. W. Drain No. IV extension upto DeLisle Road Extension ..	116 15 0	116 15 0
S. W. Drain in Dadar-Kumbharwada Extension V upto Channel ..	330 3 0	330 3 0
S. W. Drain in Dadar Gully ..	122 14 0	122 14 0
S. W. Drain in proposed 60' Road from Portuguese Church Street junction old Purbhadevi Road to DeLisle Road Extension ..	102 10 0	102 10 0
S. W. Drain in Ash Lane (Proposed 40' Road) from DeLisle Road Extension to Cadell Road ..	1,009 1 0	1,009 1 0
S. W. Drain in proposed 60' Road from Portuguese Church Tank to Cadell Road South of Sonapur Lane draining to outfall No. 3 ..	801 3 1	801 3 1
Extension of Mahim Storm-water outfall No. 1 ..	728 12 0	728 12 0
Construction of an Ovoid sewer from 400' southwards of Masjid Bunder Road to Janjekar Street ..	15,367 12 11	15,367 12 11
Covering up the water course on DeLisle Road ..	3,876 2 5	3,876 2 5
Constructing a covered masonry S. W. Drain in lieu of the existing water course passing through the property of Khatri E. H. Arat on DeLisle Road and filling in the existing water course ..	948 1 6	948 1 6
Providing 12" pipe S. W. Drain with necessary half sized and full sized water entrances and constructing a manhole in place of lamphole on the existing pipe sewer in a portion of Chinch Bunder Road between 1st Chinch Bunder Road and Dongri Street ..	5 7 0	5 7 0
— Providing 12" S. W. pipe drains with necessary water entrances in Jail Road East and manholes over the existing 9" pipe sewer in the same road ..	2 12 0	2 12 0
S. W. Drain in Bandra Causeway ..	15 1 0	15 1 0
Ovoid sewer in Trimbak Parshram Street from the junction of Grant Road and Trimbak Parshram Street to the junc- tion of Falkland Road and Sandhurst Road ..	13,076 4 11	13,076 4 11
Ovoid Sewer in Sandhurst Road to the junction of Doctor Street and Sandhurst Road ..	28,313 4 5	28,313 4 5
Ovoid sewer in Sandhurst Road and Bhendi Bazar Road from the junction of Doctor Street and Sandhurst Road to the junction of Bhendi Bazar Road and Sandhurst Road ..	29,785 7 9	29,785 7 9
— S. W. Drain and filling in water course on east side of Hindu Burial Ground at Mahim ..	4,860 6 0	4,860 6 0
S. W. drains in a portion of Cadell Road and Mahim Bazar Cross Road including outfall No. 6 ..	41 5 0	41 5 0
Drains & Sewers—Total Rs. ..	4,57,021 12 11	Cr. 4,57,021 12 11
VIII—Roads, Drains & Sewers—Total Rs.	5,39,342 13 2	Cr. 5,39,342 13 2
Advance from Surplus Cash Balance— Carried over Rs. ..	6,58,438 4 1	Cr. 6,58,438 4 1

Appendix No. 8—concluded.

	Capital Expenditure upto 31st March 1930.	Expended during the year.	Total Capital Expenditure upto 31st March 1931.
	Rs. a. p.	Rs. a. p.	Rs. a. p.
Advance from Surplus Cash Balance— Brought forward Rs. ..	6,58,438 4 1	Cr. 6,58,438 4 1
IX.—MECHANICAL.			
Laying new sealed Sewage mains at Colaba to serve Nos. 1, 2 and 3 Ejector Stations ..	24,573 10 0	Cr. 24,573 10 0
Putting an additional 4" air main from Branch Chamber on Colaba Road to No. 3 Ejector	5,719 13 0	.. 5,719 13 0
IX.—Mechanical—Total Rs. .. .	30,293 7 0	Cr. 30,293 7 0
X.—BUILDINGS, LAND ACQUISITION AND MANAGEMENT.			
Golanji Hill Road	9,892 1 6	Cr. 9,892 1 6
Hornby Road to Ballard Pier Road ..	18,455 8 6	.. 18,455 8 6
Mahim Park	1,100 5 6	.. 1,100 5 6
Mahalaxmi Overbridge.. .. .	15 5 0	.. 15 5 0
MAHIM DEVELOPMENT SCHEMES.			
Scheme No. I.—Construction of a proposed road from Lady Jamshedji Road to Mahim Station	464 13 0	.. 464 13 0
Scheme No. II.—Construction of two proposed roads and a park between Nardulla Tank and Dadar-Kumbharwada	28 9 0	.. 28 9 0
Scheme No. III.—Extension of the New De-Lisle Road northwards to Lady Jamshedji Road	10,524 2 9	.. 10,524 2 9
Scheme No. IV.—Widening and improving Lady Jamshedji Road	2,367 11 0	.. 2,367 11 0
Scheme No. V.—Road in continuation of Mahim Bazar Cross Road to Tulsi Pipe Line Road	614 15 0	.. 614 15 0
Scheme No. VI.—Proposed Road between Matunga and Dadar Station connecting Lady Jamshedji Road with Tulsi Pipe Line Road (Road marked A B)	63 11 0	.. 63 11 0
Scheme No. VII.—Roads to be constructed in the area south of proposed road between Matunga and Dadar Station as per Scheme No. VI (Roads marked BD, CD and DE)..	262 8 0	.. 262 8 0
Scheme No. VIII.—Roads to the south and north of E. D. Sassoon Dye Works ..	540 7 8	.. 540 7 8
Laying mains in Mahim Development Schemes	2,564 2 0	.. 2,564 2 0
X.—Buildings, Land Acquisition & Management—Total Rs.	46,894 3 11	Cr. 46,894 3 11
XI.—FIRE BRIGADE.			
Construction of a Fire Brigade Station on the reclaimed site of the Naigaum Tank	149 13 0	Cr. 149 13 0
XI.—Fire Brigade—Total Rs. .. .	149 13 0	Cr. 149 13 0
XIII.—GARDENS AND OPEN SPACES.			
Filling in low-lying ground in Nardulla Scheme	923 14 0	Cr. 923 14 0
Laying out and providing a railing round the Willingdon Recreation ground at Ripon Road and Souter Street and providing quarters for Malees at Lord Willingdon Memorial play ground ..	70 0 0	.. 70 0 0
XIII.—Gardens, &c.—Total Rs. .. .	993 14 0	Cr. 993 14 0
XIV.—MARKETS AND SLAUGHTER HOUSES.			
Construction of a Market at Dadar ..	4,917 0 0	Cr. 4,917 0 0
Construction of semi-permanent Market at Chandanwadi	21,977 12 10	.. 21,977 12 10
XIV.—Markets and Slaughter Houses— Total Rs. .. .	26,894 12 10	Cr. 26,894 12 10
Advance from Surplus Cash Balance for Capital Works—Total Rs.	7,63,664 6 10	Cr. 7,63,664 6 10

M. R. TAMBE,
Chief Accountant.

H. K. KIRPALANI,
Municipal Commissioner.

Appendix

Statement showing (1) the total amount of Municipal Loans

	Amount raised.	Amounts repaid or transferred temporarily.	Net Amount available for expenditure.	I—General Superintendence, Collection of Revenue.	II—Water Works.
I	2	3	4	5	6
	Rs. a. p.	Rs. a. p.	Rs. a. p.	Rs. a. p.	Rs. a. p.
Total of different Municipal loans raised (as per Annual Report for 1928-1929)	21,70,82,599 2 3	36,90,000 0 0	21,33,92,599 2 3
Rs. 37 lakhs Loan raised during 1929-30—Part amount	26,21,500 0 0	26,21,500 0 0
Rs. 40 lakhs Loan raised during 1930-31	15,16,675 5 0	15,16,675 5 0
	22,12,20,774 7 3	36,90,000 0 0	21,75,30,774 7 3
Advance from Surplus Cash Balance for conversion of insanitary basket privies into water-closets by subsidising house-owners	6,75,000 0 0
Grand Total Rs.	21,82,05,774 7 3	13,87,455 11 5	9,40,16,121 4 5
Works executed out of Special Funds and Contributions :—					
(1) Out of Contributions from—					
G. I. P. Railway for removing and relaying 32 rd Vohar Main South of Kurla					
Port Trust for Wari Bunder Road					
Government for Construction of Primary School Buildings					
(2) Out of Premia on Loans					
(3) Out of Special Funds :—					
Invested Fund					
Nesbit Road Invested Fund					
Road Improvement Fund					
Loan Works Establishment					
Development Fund Receipts					
Contribution from Revenue towards Bai Jerbai Wadia Hospital for Children					
Deduct—				21,21,782 3 8	9,47,70,769 1 0
Plague Expenditure
Amounts written off on account of properties not existing				82,305 14 10
				20,39,476 4 10	9,47,70,769 1 0

M. R. TAMBE,

Chief Accountant.

Appendix No. 10. SINKING FUND.

STATEMENT showing the Actual Investments on account of the Sinking Fund of different Loans upto 31st March 1931, compared with the amounts which should have accumulated upto that date on the basis of the Fixed Instalments and the sums set aside as Sinking Fund as at 31st March 1931.

NAME OF LOAN.	Amount raised.	When raised.	When repayable.	Amount of Annual Sinking Fund Instalment.	Date when Sinking Fund commenced.	Amount of Sinking Fund which should have accumulated upto 31st March 1931 at Compound Interest.
1	2	3	4	5	6	7
6 and 6½ per cent. Municipal Loans (4 per cent. basis).						
40 Lakhs Loan for the construction of Sanitary Buildings, acquisition of Lands for Street Improvements and for executing Drainage and Water Works.	Rs. 40,00,000	3rd Dec. 1919.	19th December 1929	5,000
50 Lakhs Loan for Sanitary, Drainage, Water, Roads, etc., Works.	50,00,000	23rd Nov. 1920.	1st November 1950 or at the option of the Corporation on or after 1st November 1935.	89,150	1st November 1921.	10,88,183
1st Instalment of 75 Lakhs out of 1½ Crores Loan for Water Works, Roads and Overbridges, Drainage, Sewerage, etc., Works.	75,00,000	5th Nov. 1921.	1st November 1951 or at the option of the Corporation on or after 1st November 1930.	1,33,725	1st November 1922.	14,38,770
160 Lakhs Loan for the Improvement of Water Supply in Bombay.	1,60,00,000	Between 22nd Sept. 1924 and 31st March 1925 (First issue). Between 18th Nov. 1924 and 31st March 1925 (Second issue).	1st December 1954 ...	2,85,280	1st December 1925.	19,17,486
Total Rs. ...						44,49,439
1 per cent. Municipal Loans (3½ per cent. basis).						
44 Lakhs Sanitary Works Loan	44,00,000	Between 5th May 1885 and 30th March 1886.	1st July 1925	4,500
147 Lakhs Tansa Water Works Loan	1,47,00,000	Between 5th June 1886 and 24th Dec. 1891.	(a) Between 1st January 1928 and 1st Jan. 1953.	76,040	1st January 1893	48,19,276
7 Lakhs Sanitary Works Loan	7,00,000	1st Feb. 1888.	1st February 1928	1,500
12 Lakhs Drainage and Water Works Loan.	12,00,000	1st Jan. and 1st July 1888.	1st January 1928	1,500
Rs. 10,08,500 Miscellaneous Works Loan.	10,08,500	Between 1st Nov. 1888 and 1st July 1889.	1st October 1928	1,500
Rs. 2,48,000 Agripada House Sullage Water Connections Loan.	2,48,000	Between 1st Jan. and 1st July 1890.	1st July 1929	1,000
35 Lakhs various Sanitary Works Loan	35,00,000	Between 25th Sept. 1890 and 1st Jan. 1892.	1st July 1930	38,815	1st July 1891	12,500
8 Lakhs Municipal Office Building Loan	8,00,000	24th Dec. 1891.	1st July 1931	9,171	1st July 1892	7,83,970
10 Lakhs Loan for the Conversion of S. W. Reservoir at Clerk Road into a Public Park.	(A) 10,00,000	2nd July 1920.	1st July 1980	5,089	1st July 1921	61,265
25 Lakhs Loan for the construction of roads miscellaneous works including Development Works.	25,00,000	1st Jan. 1928...	1st January 1958	48,428	1st January 1929	1,51,745
37 Lakhs Loan (1929-30)	26,21,500	From 19th July 1929 to 1st August 1929.	1st August 1959	50,782	1st August 1930	51,966
31-43 Lakhs Loan for the repayment of 40 Lakhs Loan due 19th December 1929.	35,14,000	Do.	1st August 1959 or at the option of the Corporation on or after 1st August 1949 on giving three months' notice by public advertisement.	50,637	Do.	51,815
28 Lakhs Loan for the repayment of Rs. 39,94,000 out of 6 per cent. 50 Lakhs Loan due 1st August 1929.	8,45,500	Do.	1st August 1959 or at the option of the Corporation on or after 1st August 1954 on giving three months' notice by public advertisement.	16,379	Do.	16,761
Total Rs. ...						59,59,301
Carried forward Rs. ...						1,04,08,740

(A)—This amount has been raised from the Western India Turf Club and the debentures issued to Western India Turf Club, Ltd. are to be repurchased by the Municipal Corporation after 20 years from 1st July 1920, the date on which the loan was raised for investment against the Sinking Funds on the Municipal Loans.

(a) Rs.	Repayable on
2,00,000	1-1-1928.
52,91,500	1-1-1933.
22,08,500	1-1-1943.
17,00,000	1-1-1946.
10,00,000	1-1-1948.
43,00,000	1-1-1953.

Rs. 1,47,00,000

Less—Repaid on 1st January 1928.

Rs. 1,45,00,000

† All the Sinking Fund Instalments were re-arranged during 1906-07 on a 3½ per cent. basis as per Corporation Resolution No. 4946 of 9th February 1906 and were further re-arranged from 1st April 1928 as per Corporation Resolution No. 6114 of 12th September 1927.

Appendix No. 10—contd.

NAME OF LOAN.	Amount raised.	When raised.	When repayable.	Amount of Annual Sinking Fund Instalment.	Dats when Sinking Fund commenced.	Amount of Sinking Fund which should have accumulated up to 31st March 1931 at Compound Interest.
1	2	3	4	5	6	7
	Rs.			Rs.		Rs.
Brought over	Rs. --		1,04,08,740
<i>4 per cent. Municipal Loans (3½ per cent. basis.)</i>						
23½ Lakhs Loan for Drainage and other works.	23,25,000	12th and 31st January 1894 and 11th and 15th July 1895	1st July 1935	27,532	1st July 1896 ..	18,81,005
15½ Lakhs Loan for Sewerage, Wari Bunder, etc., Roads, Burial Ground and certain Water Works—						
2nd Instalment	5,75,000 raised at 4 per cent.	17th July 1899	1st July 1936	4,762	1st July 1897 ..	4,53,806
25 Lakhs Loan for Sewerage, Water, etc., Works.	25,00,000	17th and 18th July 1899.	1st November 1939 ..	29,773	1st November 1900.	16,30,826
19½ Lakhs Loan for Sewerage, Roads and other Sanitary Works.	19,25,000	18th and 19th July 1899 and Sept. 1900.	1st June 1940	22,810	1st June 1901 ..	12,09,053
24½ Lakhs Loan for certain Sewerage and Water Works.	24,75,000	6 lakhs between 15th June and 1st July 1901. 11 lakhs between 23rd Aug. and 31st Oct. 1901. 4 lakhs between 19th Aug. and 28th Oct. 1902 and 3½ lakhs on 9th Sept. 1903.	1st June 1943	29,429	1st June 1904 ..	15,16,438
12½ Lakhs Loan for certain Water Works.	12,75,000	1st Sept. 1904.	1st August 1934 ..	24,010	1st August 1905 ..	10,46,506
30 Lakhs Loan for Buildings, Drainage Works, etc.	30,00,000	1st Nov. 1920.	1st January 1951 ..	58,113	1st January 1922 ..	6,87,709
					Total Rs. ..	82,26,443
					Carried forward Rs. ..	1,86,34,183

Appendix No. 10—concl'd.

NAME OF LOAN.	Amount raised.	When raised.	When repayable.	Amount of Annual Sinking Fund Instalment.	Date when Sinking Fund commenced.	Amount of Sinking Fund which should have accumulated up to 31st March 1931 at Compound Interest.
1	2	3	4	5	6	7
Brought over Rs.	Rs.			Rs. ...		Rs. 1,86,34,183
<i>4 per cent. Municipal Loans (3 per cent. basis).</i>						
2nd 24½ Lakhs Loan for Sewerage Works.	24,75,000	12 lakhs on 3rd Sept. 1905 and 12½ lakhs on 9th Sept. 1907.	1st August 1946	32,823	1st August 1907	11,52,574
13½ Lakhs Loan for the construction of Quarters for Halalkhore and Biggaria.	13,50,000	7th Aug. 1908.	1st May 1938	28,376	1st May 1909	8,90,338
15 Lakhs Loan for Street Improvements	15,00,000	29th July 1909.	1st May 1949	19,893	1st May 1910	5,86,147
30 Lakhs Loan for the acquisition of sites, for the construction of various Overbridges in the City.	30,00,000	29th July 1909 and 10th Aug. 1910.	1st May 1949	40,448	1st November 1910 and subsequent instalments from 1st May 1911 and 1st May 1929.	11,62,535
55 Lakhs Loan for Miscellaneous Works	55,00,000	7th and 10th Aug. and 1st Nov. 1911 and 1st Aug. 1913.	1st June 1942	1,21,632	1st June 1914	27,13,077
70 Lakhs Loan for reduplication of Tansa Main and other Auxiliary Works.	70,00,000	9th Sept. 1913, 22nd July 1914 and 10th April 1915.	¶	78,148	1st June 1915	16,14,595
20 Lakhs Loan for Street Improvements	20,00,000	9th Sept. 1913 and 24th Sept. 1915.	1st May 1955	26,524	1st May 1916	5,06,881
43 Lakhs Loan for Drainage, Water and Miscellaneous Works.	43,00,000	1st Aug. and 24th Sept. 1915.	1st May 1945	90,382	1st May 1916	17,27,338
					Total Rs. ..	1,03,53,880
<i>3½ per cent. Municipal Loans (3½ per cent. basis).</i>						
15½ Lakhs Loan for Sewerage, Wari Bunder, etc., Roads, Burial Ground and certain Water Works (1st Instalment).	10,00,000 raised at 3½ per cent.	1st Dec. 1896...	1st July 1936	14,508	1st July 1897 and subsequent instalment from 1st July 1929.	7,55,352
					Total Rs. ...	7,55,352
					Grand Total Rs.	2,97,42,915

NAME OF FUND.	Amount actually invested upto 31st March 1931.				Amount of Interest accrued upto 31st March 1931, collected and invested in 1931-32.	Total of Columns 5 and 6.
	Amount of Sinking Fund invested upto 31st March 1930.	Sinking Fund Instalments paid in 1930-31.	Interest accumulations invested in 1930-31.	Total.		
1	2	3	4	5	6	7
	Rs. a. p.	Rs. a. p.	Rs. a. p.	Rs. a. p.	Rs. a. p.	Rs. a. p.
Sinking Funds	3,03,41,753 3 11	14,52,659 0 0	12,28,070 2 10	3,30,22,512 6 9	4,68,124 9 0	8,34,85,636 15 9
Deduct—Withdrawn for repayment of Loans,	84,91,500 0 0	34,91,500 0 0
				2,95,31,012 6 9	4,68,124 9 0	2,99,94,136 15 9
In Public Securities as detailed in Appendix No. 16-A.	2,95,30,811 7 4
In Cash with the Imperial Bank of India.	200 15 5
Sinking Fund Investments Reserve Fund.	10,60,299 0 11	31,430 3 3	48,738 0 0	11,40,467 4 2	11,40,467 4 2
In Public Securities as detailed in Appendix No. 16A.	10,60,032 0 0	80,256	0 0	11,40,288 0 0
In Cash with the Imperial Bank of India.	267 0 11	—87	12 9	179 4 2
	10,60,299 0 11	80,168	3 3	11,40,467 4 2
Total	3,06,71,479 10 11	4,68,124 9 0	8,11,34,604 3 11

¶ Rs. 49,40,000 repayable on 1st June 1964.
 ,, 20,60,000 ,, ,, 1st June 1974.

Rs. 70,00,000

N. R. TAMBE,
 Chief Accountant.

H. K. KIRPALANI,
 Municipal Commissioner.

Appendix

STATEMENT showing Outstanding Loans due by the Municipality, the interest Outstanding on 1st Imperial Bank of India and in office during that year

No.	Particulars of Loans.	Rate of Interest.	Balance due on 1st April 1930.	Amount raised in 1930-31.	Total.	Amount re-paid in 1930-31.
1	2	3	4	5	6	7
Loans raised from Government.						
			Rs. a. p.	Rs. a. p.	Rs. a. p.	Rs. a. p.
1	Vehar Water Works Debt	4 per cent. ..	17,00,030 11 9	17,00,030 11 9 A	46,835 1 0
2	The 50 Lakhs Loan for Drainage, Water, Roads and other Works (part of Bombay Development Loan)	6½ per cent. ..	50,00,000 0 0	50,00,000 0 0 (a)
3	1st Instalment out of the Loan of Rs. 1½ crores for Water Works, Roads, Drainage and Sewerage, &c.	6½ per cent. ..	75,00,000 0 0	75,00,000 0 0 (a)
4	2nd Instalment out of the Loan of Rs. 1½ crores for Water Works, Roads, Drainage and Sewerage, &c.	5½ per cent. (inclusive of Income Tax.) 4½% do.	43,11,430 5 0 21,30,640 2 0	43,11,430 5 0 (b) 21,30,640 2 0 (b)	97,738 6 0 53,052 10 0
5	140 Lakhs Loan for General Supervision, Fire Brigade, &c., purposes	5½% do. 6% do.	1,01,37,589 15 0 22,10,281 5 0	1,01,37,589 15 0 (b) 22,10,281 5 0 (b)	2,29,815 9 0 43,496 2 0
6	65 Lakhs Loan for Tansa Triplication Scheme.	Do. ..	57,28,942 6 0	57,28,942 6 0 (b)	1,12,740 8 0
7	2½ Crores Loan for Water Works, General Supervision and Development, &c., purposes.	Do. ..	95,41,750 4 0	95,41,750 4 0 (b)	1,87,772 0 0
8	2 Crores Loan for major Development Works ..	5½ per cent. Do. .. 5½ per cent.	1,33,70,675 12 0 1,15,73,565 2 0 21,12,022 3 0 47,00,266 6 0	B 1,33,70,675 12 0 (b) 1,15,73,565 2 0 (b) 21,12,022 3 0 (b) 47,00,266 6 0 (b)	6,22,201 7 0 2,18,487 0 0 39,870 12 0 85,512 6 0
9	150 Lakhs Loan (1925-26)	Do. .. 5 per cent. Do. .. Do. .. Do. ..	37,60,215 12 0 28,57,652 0 0 38,10,200 9 0 19,33,288 14 0 19,38,288 14 0	37,60,215 12 0 (b) 28,57,652 0 0 (b) 38,10,200 9 0 (b) 19,38,288 14 0 (b) 19,38,288 14 0 (b)	68,409 2 0 52,271 6 0 69,695 15 0 33,188 10 0 33,188 9 0
	Total Loans raised from Government		9,43,21,840 8 9	9,43,21,840 8 9	19,94,275 7 0
Loans raised from the Public.						
1	The Sanitary Works Loan of 1885-86 (Rs. 44 Lakhs)	5 per cent. ..	4,500 0 0	4,500 0 0
2	The Sanitary Works Loan of 1888 (Rs. 7 Lakhs)	5 per cent. ..	1,500 0 0	1,500 0 0
3	The Tansa Water Works Loan (Rs. 147 Lakhs).	5 per cent. ..	1,45,00,000 0 0	1,45,00,000 0 0 (a)
4	The Drainage and Water Works Loan of 1888 (Rs. 12 Lakhs)	5 per cent. ..	2,500 0 0	2,500 0 0	1,000 0 0
5	The Miscellaneous Works Loan of 1888-89 for Drainage and Water Works, Markets and Roads (Rs. 10,08,500)	5 per cent. ..	1,500 0 0	1,500 0 0
6	The Agripada House Sullage Water Connections Loan (Rs. 2,48,000)	5 per cent. ..	1,000 0 0	1,000 0 0
7	The 35 Lakhs Various Sanitary Works Loan of 1890-91	5 per cent. ..	35,00,000 0 0	35,00,000 0 0	34,87,600 0 0
8	The Municipal Office Building Loan of 1891 (Rs. 8 Lakhs)	5 per cent. ..	8,00,000 0 0	8,00,000 0 0 (a)
9	The Loan of 4½ Lakhs for Fire Brigade Quarters and Stations	4 per cent.
10	The Loan of 42 Lakhs for repayment of the Balance of the Government Consolidated Loan	4 per cent. ..	3,000 0 0	3,000 0 0	3,000 0 0
11	The Loan of 23½ Lakhs for Drainage and other Works	4 per cent. ..	23,25,000 0 0	23,25,000 0 0 (a)
12	The 15½ Lakhs Loan for Sewerage, Wari Bunder, &c., Roads, Burial Ground and certain Water Works (1st instalment of Rs. 10 lakhs) Do. do. (2nd instalment of Rs. 5½ Lakhs)	3½ per cent. .. 4 per cent. ..	15,75,000 0 0	15,75,000 0 0 (a)
	Carried over .. Rs.		2,27,14,000 0 0	2,27,14,000 0 0	34,91,500 0 0
	Carried over .. Rs.		9,43,21,840 8 9	9,43,21,840 8 9	19,94,275 7 0

A.—The loan is payable on monthly instalments of Rs. 9,498 (Principal and Interest) out of Revenue. No Sinking Fund has been created for this loan.

B.—These loans are raised for development purposes. The programme of repayment has been approved under Corporation Resolution No. 5253 of 11th September 1928.

C.—Debentures in respect of these loans have remained unpaid owing to their not having been surrendered for repayment upto 31st March 1931. The debentures do not carry any interest from and after the due dates and will be paid when surrendered for repayment by the holders out of the Sinking Fund Investments.

(a) As under the terms of these loans the bonds cannot be repaid to the holders before the dates stipulated in the debentures, the Sinking Fund has been invested as shown in detail in Appendix No. 10.

(b) These loans are repayable out of revenue in annual equal instalments including principal and interest based on the amortisation of the loans within a period of 30 years. No Sinking Fund has been created for these loans.

No. 11.

April 1930 on the different Loans, the amount payable for the year 1930-31, the amount paid by the and the balances outstanding on 31st March 1931.

Balance due on 31st March 1931.			Interest outstanding on 1st April 1930.			Interest payable in 1930-31.			Total Interest due.			Deduct Interest paid by the Imperial Bank of India and in office.			Outstanding Balance on 31st March 1931.			Remarks.			
8			9			10			11			12			13			14			
Rs.	a.	p.	Rs.	a.	p.	Rs.	a.	p.	Rs.	a.	p.	Rs.	a.	p.	Rs.	a.	p.				
16,53,195	10	9			87,140	15	0	87,140	0	15	0	87,140	15	0					
50,00,000	0	0			3,55,469	0	0	3,55,469	0	0	3,53,757	13	3	*1,711	2	9				
75,00,000	0	0	}			8,71,538	0	0	8,71,538	0	0	8,68,970	12	9	*2,567	3	3				
42,13,691	15	0																			
20,77,587	8	0	}			6,90,184	5	0	6,90,184	5	0	6,90,184	5	0							
99,07,774	6	0																			
21,66,785	3	0	}			3,43,736	8	0	3,43,736	8	0	3,43,736	8	0							
56,16,201	14	0																			
93,53,978	4	0	}			13,74,745	9	0	13,74,745	9	0	13,74,745	9	0							
1,27,48,474	5	0																			
1,13,55,978	2	0	}			6,65,480	0	0	6,65,480	0	0	6,65,480	0	0							
20,72,151	7	0																			
46,14,754	0	0	}			3,79,955	14	0	3,79,955	14	0	3,79,955	14	0							
36,91,806	10	0																			
28,05,380	10	0	}			2,06,811	14	0	2,06,811	14	0	2,06,811	14	0							
37,40,504	10	0																			
19,05,100	4	0	}			1,42,882	10	0	1,42,882	10	0	1,42,882	10	0							
19,05,100	5	0																			
9,23,27,565	1	9			54,82,283	9	0	54,82,283	9	0	54,78,005	3	0	*4,278	6	0				
0	4,500	0	2,762	8	0			2,762	8	0			2,762	8	0				
0	1,500	0	2,062	8	0			2,062	8	0			2,062	8	0				
1,45,00,000	0	0	21,775	0	0	7,25,000	0	0	7,46,775	0	0	7,28,262	8	0	18,512	8	0				
0	1,500	0	562	8	0			562	8	0	150	0	0	412	8	0				
0	1,500	0	312	8	0			312	8	0			312	8	0				
0	1,000	0	162	8	0			162	8	0	37	8	0	125	0	0				
0	12,500	0	16,287	8	0	43,760	0	0	60,037	8	0	58,800	0	0	1,237	8	0				
8,00,000	0	0			40,000	0	0	40,000	0	0	40,000	0	0						
.....			390	0	0			390	0	0			*390	0	0				
.....			1,480	0	0			1,480	0	0			*1,480	0	0				
23,26,000	0	0	10,790	0	0	93,000	0	0	1,03,790	0	0	94,580	0	0	9,310	0	0				
15,75,000	0	0	400	0	0	35,000	0	0	58,400	0	0	58,050	0	0	350	0	0				
						23,000	0	0													
1,92,22,500	0	0	56,985	0	0	9,59,750	0	0	10,16,735	0	0	9,79,880	0	0	34,985	0	0	*1,870	0	0	
9,23,27,565	1	9			54,82,283	9	0	54,82,283	9	0	54,78,005	3	0	*4,278	6	0				

* To be treated as savings.

No.	Particulars of Loans.	Rate of Interest.	Balance due on 1st April 1930.	Amount raised in 1930-31.	Total	Amount re-paid in 1930-31.
1	2	3	4	5	6	7
	Brought forward Rs. ..		Rs. a. p. 9,43,21,840 8 9	Rs. a. p.	Rs. a. p. 9,43,21,840 8 9	Rs. a. p. 19,94,275 7 0
	Brought forward Rs.		2,27,14,000 0 0	2,27,14,000 0 0	34,91,500 0 0
	Loans raised from the Public—contd.					
13	25 Lakhs Loan for Sewerage, Water and other Sanitary Works	4 per cent. ..	25,00,000 0 0	25,00,000 0 0	(a)
14	19½ Lakhs Loan for Sewerage, Roads and other Sanitary Works	4 per cent. ..	19,25,000 0 0	19,25,000 0 0	(a)
15	24½ Lakhs Loan for certain Sewerage and Water Works	4 per cent. ..	24,75,000 0 0	24,75,000 0 0	(a)
16	12½ Lakhs Loan for certain Water Works ..	4 per cent. ..	12,75,000 0 0	12,75,000 0 0	(a)
17	The 2nd 24½ Lakhs Loan for certain Sewerage Works	4 per cent. ..	24,75,000 0 0	24,75,000 0 0	(a)
18	13½ Lakhs Loan for the construction of Quarters for Halalkhores and Biggaries ..	4 per cent. ..	13,50,000 0 0	13,50,000 0 0	(a)
19	The 15 Lakhs Loan for Street Improvements.	4 per cent. ..	15,00,000 0 0	15,00,000 0 0	(a)
20	The 30 Lakhs Loan for the acquisition of sites for the construction of Overbridges	4 per cent. ..	30,00,000 0 0	30,00,000 0 0	(a)
21	The 55 Lakhs Loan for Drainage, Sanitary, Water and other Miscellaneous Works ..	4 per cent. ..	55,00,000 0 0	55,00,000 0 0	(a)
22	The 70 Lakhs Loan for re-duplication of Tansa Main and other Auxiliary Works ..	4 per cent. ..	70,00,000 0 0	70,00,000 0 0	(a)
23	The 20 Lakhs Loan for Street Improvements.	4 per cent. ..	20,00,000 0 0	20,00,000 0 0	(a)
24	The 43 Lakhs Loan for Drainage, Water, Roads and Miscellaneous Works	4 per cent. ..	43,00,000 0 0	43,00,000 0 0	(a)
25	The 40 Lakhs Loan for the construction of Sanitary Buildings, acquisition of Lands for Street Improvements and for executing Drainage and Water Works	6 per cent. ..	43,500 0 0	43,500 0 0	(a) 38,500 0 0
26	The 10 Lakhs Loan for the Conversion of the Storm Water Reservoir at Clerk Road into a Public Park	5 per cent. ..	10,00,000 0 0	10,00,000 0 0	(a)
27	The 30 Lakhs Loan for the construction of Building and Drainage Works and the acquisition of Land for different purposes ..	4 per cent. ..	30,00,000 0 0	30,00,000 0 0	(a)
28	50 Lakhs Loan for the acquisition of Land for Roads and Streets and other Improvements	6 per cent. ..	3,000 0 0	3,000 0 0	3,000 0 0
29	160 Lakhs Loan for the improvement of the Water Supply in Bombay (First Issue) ..	6 per cent. ..	67,77,000 0 0	67,77,000 0 0	(a)
30	Do. do. (Second Issue) ..	6 per cent. ..	92,23,000 0 0	92,23,000 0 0	(a)
31	Rs. 25 Lakhs Loan (1927-28)	5 per cent. ..	25,00,000 0 0	25,00,000 0 0	(a)
32	Rs. 37 Lakhs Loan (1929-30)	5 per cent. ..	26,21,500 0 0	26,21,500 0 0	(a)
33	Rs. 31.43 Lakhs Loan for the repayment of Rs. 40 Lakhs Loan due 19th December 1929	5 per cent. ..	26,14,000 0 0	26,14,000 0 0	(a)
34	Rs. 28 Lakhs Loan for the repayment of Rs. 39,94,000 out of 6 per cent. 50 Lakhs Loan due 1st August 1929	5 per cent. ..	8,45,500 0 0	8,45,500 0 0	(a)
35	Rs. 40 Lakhs Loan (1950-60)	6 per cent.	40,00,000 0 0	40,00,000 0 0	(a)
	Total Loans raised from the Public ..	Rs. ..	8,66,41,500 0 0	40,00,000 0 0	9,06,41,500 0 0	35,33,000 0 0
	GRAND TOTAL ..	Rs. ..	18,09,63,340 8 9	40,00,000 0 0	18,49,63,340 8 9	55,27,375 7 0

(a) As under the terms of these loans the bonds cannot be repaid to the holders before the dates stipulated in the debentures, the Sinking Fund has been invested as shown in detail in Appendix No. 10.

(b) Debentures in respect of this loan have remained unpaid owing to their not having been surrendered for repayment up to 31st March 1931. The debentures do not carry any interest from and after the due date and will be paid when surrendered for repayment by the holders.

M. R. TAMBE,
Chief Accountant

No. 11—continued.

Balance due on 31st March 1931.	Interest outstanding on 1st April 1931.	Interest payable in 1930-31.	Total Interest due.	Deduct Interest paid by the Imperial Bank of India and in Office.	Outstanding Balance on 31st March 1931.	Remarks.
8	9	10	11	12	13	14
Rs. a. p.	Rs. a. p.	Rs. a. p.	Rs. a. p.	Rs. a. p.	Rs. a. p.	
9,23,27,565 1 9		54,82,283 9 0	54,82,283 9 0	54,78,005 3 0	*4,278 6 0	
1,92,22,500 0 0	56,985 0 0	9,59,750 0 0	10,16,735 0 0	9,79,880 0 0	34,985 0 0 *1,870 0 0	
25,00,000 0 0	900 0 0	1,00,000 0 0	1,00,990 0 0	1,00,020 0 0	970 0 0	
19,25,000 0 0	28,090 0 0	77,000 0 0	1,05,090 0 0	1,03,620 0 0	4,470 0 0	
24,75,000 0 0	18,990 0 0	99,000 0 0	1,17,990 0 0	1,15,120 0 0	2,870 0 0	
12,75,000 0 0	3,630 0 0	51,000 0 0	54,630 0 0	52,090 0 0	2,540 0 0	
24,75,000 0 0	3,550 0 0	99,000 0 0	1,02,550 0 0	1,00,470 0 0	2,080 0 0	
13,50,000 0 0	4,610 0 0	54,000 0 0	58,610 0 0	54,010 0 0	4,600 0 0	
15,00,000 0 0	3,330 0 0	60,000 0 0	63,330 0 0	59,290 0 0	4,040 0 0	
30,00,000 0 0	80,840 0 0	1,20,000 0 0	1,60,840 0 0	1,29,960 0 0	20,880 0 0	
55,00,000 0 0	40 0 0	2,20,000 0 0	2,20,040 0 0	2,20,040 0 0	
70,00,000 0 0	6,293 1 2	2,80,000 0 0	2,86,293 1 2	2,79,460 0 0	6,833 1 2	
20,00,000 0 0	1,000 0 0	80,000 0 0	81,000 0 0	80,390 0 0	610 0 0	
43,00,000 0 0	1,72,000 0 0	1,72,000 0 0	1,72,000 0 0	
(b) 5,000 0 0	3,600 13 4	8,600 13 4	2,280 0 0	1,320 13 4	
10,00,000 0 0	...	50,000 0 0	50,000 0 0	50,000 0 0	
30,00,000 0 0	...	1,20,000 0 0	1,20,000 0 0	1,20,000 0 0	
.....	1,080 0 0	1,080 0 0	1,080 0 0	
67,77,000 0 0	12,735 0 0	4,06,620 0 0	4,19,355 0 0	4,09,260 0 0	10,095 0 0	
92,23,000 0 0	11,451 15 11	5,53,380 0 0	5,64,831 15 11	5,54,280 0 0	10,551 15 11	
25,00,000 0 0	1,25,000 0 0	1,25,000 0 0	1,25,000 0 0	
26,21,500 0 0	6,541 3 11	1,31,075 0 0	1,37,616 3 11	1,32,312 7 8	5,303 12 1 *0 0 2	
26,14,000 0 0	16,474 8 4	1,30,700 0 0	1,47,174 8 4	1,29,262 5 3	17,912 3 3	
8,45,500 0 0	4,017 12 10	42,275 0 0	46,292 12 10	43,949 11 0	2,343 1 11 6,311 13 0	
40,00,000 0 0	1,83,200 0 0	1,83,200 0 0	20,356 3 4	*1,56,531 15 5	
8,71,08 500 0 0	2,14,249 7 6	41,14,000 0 0	43,28,249 7 6	40,31,150 11 3	1,38,696 12 8 *1,58,401 15 7	
17,94,36,065 1 9	2,14,249 7 6	95,96,283 9 0	98,10,533 0 6	95,09,155 14 3	1,38,696 12 8 *1,62,680 5 7	

* To be treated as savings.

H. K. KIRPALANI,
Municipal Commissioner.

Appendix
Water Works
Revenue Account for

INCOME.		Amount.
		Rs. a. p.
Water Tax and other Miscellaneous Water Works Revenue— <i>vide</i> details in Appendix No. 3	* 64,76,359 9 6
This includes Rs. 31,01,734-6-5 being the amount of Water Tax by measurement, realised during 1930-31 as shown in the following Statement:—		
	Total Rs. ..	64,76,359 9 6

Net Revenue Account

	Surplus Brought down	Rs. a. p. 52,09,832 14 0
--	----------------------	---

STATEMENT showing the
realized at different rates for the year

ty of Water by meter supplied under different Sub-heads and the Water Tax by measurement
quantity of 1,000 gallons, as required by Corporation Resolution No. 6570 of 15th February 1912.

PARTICULARS.	1925-26.		1926-27.	1927-28.	1928-29.		1929-30.		1930-31.			
	Gallons.	Amount.			Gallons.	Amount.	Gallons.	Amount.	Gallons.	Amount.	Gallons.	Amount.
Hotels	5,49,27,500	Rs. a. p. @ Re. 1 46,162 5 0	4,56,04,100	Rs. a. p. @ Re. 1 46,589 10 0	4,63,57,200	Rs. a. p. @ Re. 1 45,950 2 0	4,13,20,850	Rs. a. p. @ As. 14. 85,574 13 0	5,96,02,100	Rs. a. p. @ 14 As. 47,705 11 0	6,09,33,350	Rs. a. p. @ As. 14 44,566 11 0
Cotton Factories	82,86,32,550	@ Re. 1 7,15,903 2 0	77,27,94,210	@ Re. 1 7,72,347 7 8 0	93,07,31,600	@ As. 12 8,28,201 2 0	66,48,85,855	@ As. 10. 4,78,257 2 0	80,65,31,985	@ 10 As. 5,15,644 14 0	1,22,19,81,570	@ As. 10 7,64,963 9 0
Flour Factories	2,54,04,140	@ Re. 1 22,120 2 0	2,71,31,600	@ Re. 1 27,131 10 0	2,76,19,900	@ Re. 1 27,619 15 0	2,66,86,600	@ As. 14. 25,028 10 0	2,05,58,800	@ 14 As. 17,984 8 0	1,62,45,900	@ As. 14 14,740 8 0
Other Factories	70,77,37,630	@ Re. 1 4,54,080 9 0	7,06,935	@ Re. 1 3,48,220 0 0	35,22,76,019	@ Re. 1 3,34,706 7 0	46,97,51,095	At different rates. 3,93,379 5 0	49,25,78,420	@ 14 As. 3,70,150 5 0	26,48,63,740	@ different rates 2,27,203 4 0
Milch Cattle Stables	18,01,62,370	@ Re. 1 1,28,635 11 0	1,750	@ Re. 1 1,96,912 12 0	18,46,44,185	@ As. 8 1,69,052 10 0	19,92,88,080	@ As. 10. 1,39,584 9 0	21,87,90,185	@ 10 As. 1,39,649 11 0	20,03,45,475	@ As. 10 1,25,273 5 0
Government Buildings (a)	29,36,05,000	@ Re. 1 1,34,141 2 0	2,650	@ As. 8 3,04,993 1 6	43,17,88,313	At different rates. 2,26,358 15 6	61,14,90,520	@ As. 5. 3,05,284 12 0	55,38,16,450	@ 10 As. 3,03,968 3 0	46,66,02,100	@ As. 10 2,89,033 15 0
Railways	74,25,06,350	@ Re. 1 6,47,575 2 0	6,960	@ Re. 1 7,86,537 1 0	41,43,40,405	@ Re. 1 4,14,340 8 0	55,38,72,500	@ As. 14 5,53,872 8 0	1,03,49,09,200	At different rates. 8,90,122 7 0	78,19,87,275	@ different rates 6,29,917 12 0
Port Trust	52,95,43,300	@ Re. 1 4,61,983 10 0	4,850	@ Re. 1 5,80,507 14 0	55,80,28,970	@ Re. 1 5,58,028 14 0	46,29,74,900	@ As. 14. 4,62,974 13 0	54,52,82,800	@ 14 As. 4,77,122 7 0	47,95,90,285	@ As. 14 4,19,641 8 0
Suburbs (b)	50,89,57,050	At different rates 3,12,348 4 0	3,675	At different rates. 3,61,348 15 0	65,72,02,150	At different rates. 3,00,974 9 0	73,52,51,460	At different rates. 2,68,219 14 0	82,85,88,790	At different rates. 3,60,166 1 9	64,11,55,200	At different rates 2,17,593 3 5
Miscellaneous (c)	95,03,11,217	At different rates 4,51,246 14 6	4,883	At different rates. 7,21,975 15 7	93,63,59,715	At different rates. 6,50,998 10 0	73,88,87,578	At different rates. 4,66,101 14 0	94,78,21,215	At different rates 4,46,187 2 8	54,92,35,329	At different rates 3,68,811 0 0
Total	4,22,17,37,107	33,75,762 4 6	5,04,60,11,213	41,42,959 12 1	4,53,93,28,457	35,56,741 12 6	4,50,39,08,938	31,28,278 4 0	5,50,88,74,945	35,78,781 6 5	4,67,25,40,324	31,01,784 6 5

(a) The rates charged are in accordance with the Water Rates for the respective years.

(b) The rate charged is annas 5 to As. 12 per 1,000 gals.

(c) The rates charged vary from As. 10 to Re. 1.

No. 12.**Account.**

the year ending 31st March 1931.

EXPENDITURE.	Rs. a. p.	Rs. a. p.	Rs. a. p.	Rs. a. p.
General Superintendence ($\frac{1}{3}$ th proportion of)	1,61,896 0 6			
Assessment and Collection Charges ($\frac{1}{3}$ th proportion of) ..	1,61,709 12 6	3,26,605 13 0		
Maintenance of Water Works (<i>vide</i> Appendix No. 4) ..	9,24,154 6 7			
New Works (<i>vide</i> Appendix No. 4)	15,766 7 11	9,39,929 14 6		
			12,66,526 11 0	
Surplus carried down	52,09,832 14 0	
Total Rs.	64,76,359 9 6
				64,76,359 9 6

for the year ending 31st March 1931.

	Rs. a. p.	Rs. a. p.	Rs. a. p.	Rs. a. p.
Interest on Water Works Loans (Debt)—				
<i>Due to Government—</i>				
Vehar Debt	67,140 15 0			
50 Lakhs Loan for Drainage, Water, etc., Works (Rs. 5,00,000)	35,375 0 0			
1½ Crores Loan (Rs. 1,00,25,451)	6,24,841 4 0			
65 Lakhs Loan for Tansa Triplication Scheme (Rs. 57,28,943)	3,43,735 8 0			
2 Crores Loan for Major Development Works (Rs. 96,73,257)	5,44,462 2 0			
2½ Crores Loan for General Supervision, Water Works, etc. (Rs. 1,38,373)	8,302 13 0			
150 Lakhs Loan 1925-26 (Rs. 1,03,95,021)	5,38,552 2 0	21,62,410 12 0		
<i>Due to the Public—</i>				
12½ Lakhs Loan (Rs. 12,28,799)	50,202 0 0			
147 Lakhs Tansa Water Works Loan (Rs. 1,45,00,000)	7,28,262 8 0			
12 Lakhs Loan (Rs. 2,68,563)	34 0 0			
35 Lakhs Various Sanitary Works Loan (Rs. 8,01,200)	13,469 0 0			
13½ Lakhs Loan (Rs. 728)	28 0 0			
23½ Lakhs Drainage and other Works Loan (Rs. 2,39,522)	9,741 0 0			
15½ Lakhs Sewerage, Wari Bunder, etc., Works Loan (Rs. 1,81,772)	6,362 0 0			
25 Lakhs Sewerage, etc., Works Loan (Rs. 2,31,652)	9,268 0 0			
24½ Lakhs Sewerage and Water Works Loan (Rs. 6,06,035)	28,188 0 0			
55 Lakhs for Miscellaneous Works (Rs. 4,01,095) ..	16,046 15 0			
70 Lakhs for Reduplication of the Tansa Main and other Auxiliary Works (Rs. 69,90,737)	2,79,111 0 0			
43 Lakhs for Drainage, Water, Roads and Miscella- neous Works (Rs. 1,27,313)	5,092 8 0			
40 Lakhs for Sanitary Buildings (Rs. 10,00,000) ..	570 0 0			
160 Lakhs for Improvement of water supply in Bombay (First issue)	4,09,260 0 0			
Do. do. (Second issue)	5,54,280 0 0			
25 Lakhs for construction of roads, miscellaneous works (Rs. 3,58,814)	17,940 11 0			
31.43 Lakhs Loan (Rs. 6,53,500)	32,315 0 0			
37 Lakhs Loan (Rs. 99,260)	5,360 0 0	21,65,521 10 0		
		43,27,932 6 0		
Commission to the Imperial Bank of India for payment of Interest on the Water Works portion of the different Loans	9,721 9 6			
Miscellaneous Loan Charges including Commission paid to the Imperial Bank of India for drawing interest on Sinking Fund Investments	3,252 11 6	12,974 5 0		
			43,40,903 11 0	
Reduction of debt or investment of Sinking Fund of the following Water Works Loans :—				
Vehar Debt		46,835 1 0		
Tansa Water Works Loan of Rs. 147 Lakhs (Rs. 1,45,00,000) ..		76,040 0 0		
Carried forward Rs.		1,22,875 1 0		
			43,40,906 11 0	

Appendix**Water Works**

Net Revenue Account for

		Rs. a. p
INCOME— <i>contd.</i>	Brought forward Rs. ..	52,09,832 14 0
Deficit—Excess of Expenditure over Income 		4,00,349 14 0
Total Rs. ..		56,10,182 12 0

M. R. TAMBE,
Chief Accountant.

No. 12—contd.

Account—contd.

the year ending 31st March 1931—contd.

EXPENDITURE—contd.		Rs. a. p.	Rs. a. p.	Rs. a. p.
Brought forward Rs.		1,22,875 1 0	43,40,906 11 0	
Water Works portion of the 35 Lakhs Various Sanitary Works Loan (Rs. 8,01,200)	8,886 0 0		
Do. do. 12½ Lakhs Loan (Rs. 12,28,799)	23,140 0 0		
Do. do. 23½ Lakhs Loan for Drainage and other Works (Rs. 2,39,522)	2,836 0 0		
Do. do. 15½ Lakhs Loan for Sewerage, Wari Bunder, etc., Works (Rs. 1,81,772)	2,637 0 0		
Do. do. 25 Lakhs Loan for Sewerage, etc., Works (Rs. 2,31,652)	2,759 0 0		
Do. do. 24½ Lakhs Loan (Rs. 6,06,035)	7,206 0 0		
Do. do. 13½ " " (Rs. 728)	15 0 0		
Do. do. 55 " " (Rs. 4,01,098)	8,870 0 0		
70 Lakhs Loan for Reduplication of the Tansa Main and other Auxiliary Works (Rs. 69,90,737)	78,045 0 0		
43 " " for Drainage, Water, Roads and Miscellaneous Works (Rs. 1,27,313)	2,878 0 0		
50 " " for Drainage, Water, etc., Works (Rs. 5,00,000)	8,915 0 0		
1½ Crores Loan for " " " (Rs. 1,00,25,451)	2,04,585 10 0		
65 Lakhs Loan for Tansa Triplication Scheme (Rs. 57,28,942)	1,12,740 8 0		
2 Crores Loan for Major Development Works (Rs. 96,73,287)	1,70,392 6 0		
160 Lakhs Loan for the improvement of the water-supply in Bombay	2,85,280 0 0		
2½ Crores Loan for General Supervision, Water Works, etc., purposes (Rs. 1,38,373)	2,723 0 0		
150 Lakhs Loan 1925-26 (Rs. 1,03,95,031)	1,89,771 8 0		
25 Lakhs Loan 1927-28 (Rs. 3,58,814)	13,265 0 0		
31-43 Lakhs Loan (Rs. 6,53,500)	12,659 0 0		
			12,69,276 1 0	
				56,10,182 12 0
			Total Rs. ..	56,10,182 12 0

H. K. KIRPALANI,
Municipal Commissioner.

Appendix
WATER WORKS
SCHEDULE OF LIABILITIES AND

LIABILITIES.	Rs. a. p.	Rs. a. p.	Rs. a. p.
I—DEBT PRINCIPAL.			
Due to Government—			
Government of Bombay on account of Vehar Debt ...	16,53,195 10 0		
50 Lakhs Loan for Drainage, Water, &c., Works... ..	5,00,000 0 0		
1½ Crores do. do. do.	99,17,020 6 3		
2½ Crores Loan	1,95,650 0 0		
65 Lakhs Loan for Tansa Triplication Scheme	56,16,201 14 0		
2 Crores Loan for Major Development Works... ..	94,93,894 2 0		
150 Lakhs Loan (1925-26)	1,02,05,249 13 0		
		3,75,21,211 14 0	
Due to the Public—			
Water Works portion of the 37 Lakhs Loan	99,260 6 0		
Water Works portion of the 7 Lakhs Sanitary Works Loan	304 0 0		
Water Works portion of the 12 Lakhs Drainage and Water Works Loan... ..	395 0 0		
Water Works portion of the Miscellaneous Works Loan of Rs. 10,08,500	173 0 0		
Water Works portion of 44 Lakhs Loan	1,939 0 0		
Water Works portion of the 35 Lakhs Various Sanitary Works Loan	2,861 0 0		
Tansa Water Works Loan of 147 Lakhs	1,45,00,000 0 0		
Water Works portion of 13½ Lakhs Loan	728 6 6		
Water Works portion of the 23½ Lakhs Loan for Drainage and other Works	2,39,522 5 7		
Water Works portion of the 15½ Lakhs Loan for Sewerage, Wari Bunder, &c., Roads, Burial Ground and certain Water Works	1,81,772 5 4		
Water Works portion of the 25 Lakhs Loan for Sewerage, Roads and other Works	2,31,653 1 8		
Water Works portion of the 24½ Lakhs Loan for certain Sewerage and Water Works	6,06,035 2 9		
12½ Lakhs Loan for certain Water Works... ..	12,28,798 9 4		
Water Works portion of the 55 Lakhs Loan for Miscellaneous Works... ..	4,01,197 12 2		
70 Lakhs Loan for the Reduplication of the Tansa Main and other Auxiliary Works	69,90,737 0 5		
Water Works portion of 43 Lakhs Loan for Miscellaneous Works	1,27,318 8 6		
40 Lakhs Loan for the construction of Sanitary Buildings, acquisition of lands for Street Improvements and for executing Drainage and Water Works	1,250 0 0		
160 Lakhs Loan for the improvement of the water-supply in Bombay	1,60,00,000 0 0		
Water Works portion of the 25 Lakhs Loan (1927-28)..	8,58,813 11 0		
Water Works portion of 31-43 Lakhs Loan	6,53,500 0 0		
		4,16,26,093 0 0	37,91,47,304 14 3
II.—SINKING FUNDS ON MUNICIPAL LOANS (invested as per contra)	1,31,33,156 0 0
III.—SPECIAL FUNDS—			
Worn-out Water Mains Renewal Fund (invested as per contra)		2,85,493 4 1	
Net Premia Fund (invested as per contra)		4,11,813 0 0	6,97,306 4 1
IV.—CAPITAL ACCOUNT—			
General Reserve being Assets in excess of Liabilities			1,62,54,464 0 2
TOTAL Rs. ...			10,92,37,231 2 6

M. R. TAMBE,
Chief Accountant.

No. 13.

ACCOUNT.

ASSETS AT 31st MARCH 1931.

ASSETS.	Rs. a. p.	Rs. a. p.	Rs. a. p.
I. Properties—			
Water Works executed out of Loan, Surplus and Reserve Funds (<i>vide</i> Appendix No. 8)—			
Out of Loan and Reserve Funds—			
Ordinary Works	4,47,29,613 13 9		
Tansa Completion Works	5,00,41,155 3 3		
Works executed out of Worn-out Water Mains Renewal Fund	6,80,999 13 5	9,54,01,768 14 5	
			9,54,01,768 14 5
II. Investments—			
1. Imperial Bank of India Municipal Loans Sinking Fund Deposit Accounts—			
Sinking Funds		1,31,38,156 0 0	
2. Imperial Bank of India—Worn-out Water Mains Renewal Fund Deposit Account (<i>vide</i> Appendix No. 6)			
		2,85,493 4 1	
3. Imperial Bank of India—Net Premia on different Municipal Loans Deposit Account (<i>vide</i> note* to Appendix No. 6)			
		4,11,313 0 0	1,38,35,462 4 1
TOTAL Rs. ...			10,92,37,231 2 6

H. K. KIRPALANI,
Municipal Commissioner.

Appendix
Markets and Slaughter
Revenue Account for the year

INCOME	Amount. Rs. a. p.
Income for the year— <i>Vide</i> details in Appendix No. 3	11,66,974 15 3
Total Rs. ...	11,66,974 15 3

Net Revenue Account for the year

Surplus brought down ..	Rs. a. p.
Surplus brought down ..	7,20,573 10 2
Total Rs. ...	7,20,573 10 2

M. R. TAMBE,
Chief Accountant.

No. 13A.

Houses Account.

ending 31st March 1931.

EXPENDITURE.		Rs. a. p.	Rs. a. p.
General Superintendence (2½ per cent. proportion of)	32,979 3 2	
Maintenance Charges of Markets and Slaughter Houses (<i>vide</i> Appendix No 4)—			
	Rs. a. p.		
Amount shown under IX.—Mechanical, C—Transport	98,023 0 1		
" " " XIV.—Markets and Slaughter Houses	3,07,694 7 7	4,05,717 7 8	
New works (<i>vide</i> Appendix No. 4)	7,704 10 3	
			4,46,401 6 1
Surplus carried down		7,20,573 10 2
Total Rs.		11,66,974 15 8

ending 31st March 1931.

Interest on Loans.		Rs. a. p.	Rs. a. p.	Rs. a. p.
Due to Government—				
Rs. 50 Lakhs Loan (Rs. 8,88,349)	62,850 13 3		
" 1½ Crores " (Rs. 1,54,303)	9,623 15 0		
" 140 Lakhs " (Rs. 23,67,098)	1,32,313 3 0		
" 2 Crores " (Rs. 8,61,197)	49,521 9 0	2,54,309 8 3	
Due to Public.				
Rs. 25 Lakhs Loan 1927-28	11 12 0		
" 35 Lakhs " (Rs. 3,80,580)	6,395 0 0		
" 55 " " (Rs. 77,689)	3,108 2 0		
" 43 " " (Rs. 58,000)	2,320 0 0		
" 30 " " (Rs. 2,00,000)	8,000 0 0		
" 40 " " 1930-31 (Rs. 6,217)	527 0 0	26,361 14 0	
Commission to the Imperial Bank of India for the payment of interest on the portions of the different Loans...		363 10 8	2,74,671 6 3
Miscellaneous Loan Charges including Commission paid to the Imperial Bank of India for drawing interest on Sinking Fund Investments		713 5 5	1,077 0 1
Reduction of debt or investment of Sinking Fund.				
Rs. 48 Lakhs Loan (Rs. 58,000)		1,219 0 0	
" 55 " " (Rs. 77,689)		1,718 0 0	
" 35 " " (Rs. 3,80,580)		4,221 0 0	
" 50 " " (Rs. 8,88,349)		15,840 0 0	
" 80 " " (Rs. 2,00,000)		3,874 0 0	
" 1½ Crores " (Rs. 1,54,303)		3,148 0 0	
" 140 Lakhs " (Rs. 23,67,098)		52,393 0 0	
" 25 " "		3,241 0 0	
" 3 Crores " (Rs. 8,61,197)		16,257 0 0	
				1,00,911 0 0
Balance—Income in excess of expenditure			3,76,659 6 4
Total Rs.			3,43,914 3 10
				7,20,573 10 2

H. K. KIRPALANI,
Municipal Commissioner.

Appendix No. 14.

MUNICIPAL WORKSHOPS.

Income and Expenditure for the year 1930-31.

1929-30.		Expenditure.		1930-31.		1929-30.		Income.		1930-31.	
Rs.	a. p.	Rs.	a. p.	Rs.	a. p.	Rs.	a. p.	Rs.	a. p.	Rs.	a. p.
2,63,038	4 7		1,91,750	0 6	3,41,971	10 1	Amount chargeable to Departments on account of work done.		2,44,969	7 9
			Rs. a. p.			3,570	5 6	Sale of waste materials and un-serviceable stores		1,957	2 9
		87,770	2 10	31,961	7 10			<i>Less</i> —Profit on Private works shown in excess in M.E.'s Account		29	3 0
		73,382	10 9	59,835	7 0	91,796	14 10	Deficit on year's working to be written off when sanction of the Corporation is accorded		1,927	15 9
1,11,152	13 7							28,649	2 7	36,649	7 10
3,74,191	2 2			2,83,546	15 4	3,74,191	2 2			2,83,546	15 4

Appendix No. 14-A.

MUNICIPAL WORKSHOPS.

Balance Sheet as at 31st March 1931.

1929-30.		Liabilities.		1930-31.		1929-30.		Assets.		1930-31.	
Rs.	a. p.	Rs.	a. p.	Rs.	a. p.	Rs.	a. p.	Rs.	a. p.	Rs.	a. p.
58,876	9 10	65,286	2 10	11,647	8 3	12,549	1 0	Works in progress		19,139	4 0
						6 1 0		Due from Departments		4,036	12 0
								Do. Private Parties		43	13 0
8 0 0			12,555	2 0			Stores issued in March but not included in the expenditure shown in I. and E. Account above		5,877	6 0
						5,988	10 0	<i>Less</i> —R. S. Memo.		184	12 0
				5,988	10 0			Due from a labourer for electric coil			
140 0 0		275	12 0	14	3 0			Deficit on year's working not adjusted at close of the year		36,649	7 10
				28,640	2 7						
58,824	9 10	65,561	14 10	58,824	9 10					65,561	14 10

M. R. TAMBE,
Chief Accountant.

H. K. KIRPALANI,
Municipal Commissioner.

Appendix No. 14-B.

Statement of Advance Accounts for 1930-31.

Dr.	Statement of Advance Accounts for 1930-31.								Cr.
Opening Balance on 1st April 1930.	Debits during 1930-31.	Closing Balance on 31st March 1931.	Total.	Name of Account.	Opening Balance on 1st April 1930.	Credits during 1930-31.	Closing Balance on 31st March 1931.	Total.	
Rs. a. p.	Rs. a. p.	Rs. a. p.	Rs. a. p.	<i>Departmental Works.</i>	Rs. a. p.	Rs. a. p.	Rs. a. p.	Rs. a. p.	
1,807 4 0	20,730 8 3	22,537 12 3	Drainage Branch	22,171 9 3	366 3 0	22,537 12 3	
8,681 15 0	2,66,202 5 7	2,74,884 4 7	Roads and Buildings	2,68,961 0 7	5,923 4 0	2,74,884 4 7	
935 8 2	13,006 0 8	13,941 8 10	Water Works	12,482 8 8	1,459 0 2	13,941 8 10	
....	94,798 13 5	94,798 13 5	D. E. Works	2,304 8 5	92,494 5 0	94,798 13 5	
11,424 11 2	3,94,737 11 11	4,06,162 7 1	Total ..	2,304 8 5	3,96,109 7 6	7,748 7 2	4,06,162 7 1	
				<i>Private Works.</i>					
4,479 14 8	3,079 3 1	7,559 1 9	Drainage Branch	6,902 11 6	656 6 3	7,559 1 9	
95,280 14 0	1,57,855 5 11	2,53,136 3 11	Roads and Buildings	2,40,508 11 8	12,627 8 3	2,53,136 3 11	
643 14 6	38 5 11	682 4 5	Levelling, Metalling, etc., Private Streets.	108 10 4	573 10 1	682 4 5	
5,027 5 3	17,088 8 11	22,115 14 2	Water Works	19,885 9 9	2,430 4 5	22,115 14 2	
				<i>Government of Bombay.</i>					
630 1 9	5,751 11 0	6,381 12 9	Working of the Lethal Chamber for the destruction of stray dogs.	5,804 0 2	577 12 7	6,381 12 9	
....	2,361 2 6	2,361 2 6	Health Department	614 13 4	1,701 7 11	44 13 3	2,361 2 6	
9,162 9 3	21,087 10 3	30,250 3 6	Bombay Port Trust	21,410 1 0	8,840 2 6	30,250 3 6	
1,15,224 11 5	2,07,261 15 7	3,22,486 11 0	Total ..	614 13 4	2,96,121 4 4	25,750 9 4	3,22,486 11 0	
1,26,649 6 7	6,01,909 11 6	7,28,649 2 1	Carried forward ..	2,919 5 9	6,92,230 11 10	83,499 0 6	7,28,649 2 1	

Appendix No. 14-B—continued.

Statement of Advance Accounts for 1930-31.

Dr.

Cr.

Opening Balance on 1st April 1930.	Debits during 1930-31.	Closing Balance on 31st March 1931.	Total.	Name of Account	Opening Balance on 1st April 1930.	Credits during 1930-31.	Closing Balance on 31st March 1931.	Total.
Rs. a. p.	Rs. a. p.	Rs. a. p.	Rs. a. p.		Rs. a. p.	Rs. a. p.	Rs. a. p.	Rs. a. p.
1,26,649 6 7	6,01,999 11 6	7,28,649 2 1	Brought over ..	2,919 5 9	6,92,230 11 10	33,499 0 6	7,28,649 2 1
5,175 4 11	2,49,727 6 4	2,54,902 11 3	<i>Asphalt Plant, Crushers, etc.</i>	2,09,891 12 5	(a) 45,010 14 10	2,54,902 11 3
....	28,563 11 2	28,563 11 2	Asphalt Plant	25,977 14 11	(b) 19 3 0	28,563 11 2
....	46,831 13 2	46,831 13 2	Nowroji Hill Crushers	2,566 9 3	44,097 1 0	(b) 1,372 11 0	46,831 13 2
....	31,500 2 4	31,500 2 4	Sewri Crushers	1,362 1 2	28,003 11 5	31,500 2 4
11,841 8 0	11,841 3 0	Tar Makadam Plant at Nowroji Hill.	3,496 6 11	11,841 3 0	11,841 3 0
146 8 0	56,190 15 10	56,337 7 10	Tar Makadam Plant at Love Grove.	55,063 8 0	(c) 1,273 15 10	56,337 7 10
....	33,616 11 0	33,616 11 0	Motor Traction	(d) 33,616 11 0	33,616 11 0
17,162 15 11	4,46,430 11 10	4,63,593 11 9	Love Grove Crushers
1,43,812 6 6	10,48,430 7 4	11,92,242 13 10	Total ..	7,425 1 4	3,74,875 2 9	81,293 7 8	4,63,593 11 9
....	Carried forward ..	10,344 7 1	10,67,105 14 7	1,14,792 8 2	11,92,242 13 10

	Rs. a. p.	Rs. a. p.
(a) Stock on hand	45,728 14 9
Outstanding bills	13,202 4 0	58,931 2 9
<i>Less—Profit for 1930-31 adjusted in 1931-1932..</i>	13,920 3 11
		<u>Rs. 45,01 41 0</u>
(b) Stock on hand
(c) Outstanding bills	1,081 7 0
Stores Abstracts for March 1931	282 0 0	1,343 7 0
<i>Less—Charges for 1930-31 booked in 1931-32 ..</i>	69 7 2
		<u>1,273 15 10</u>
(d) Stock on hand	44,525 0 0
Outstanding bills	16 11 0	44,541 11 0
<i>Less—Amount due on a/c of Royalty up to end of 1930-31 ..</i>	10,925 0 0
		<u>Rs. 33,616 11 0</u>

Dr.

Appendix No. 14-B—continued.

Cr.

Statement of Advance Accounts for 1930-31.

Opening Balance on 1st April 1930.	Debits during 1930-31.	Closing Balance on 31st March 1931.	Total.	Name of Account.	Opening Balance on 1st April 1930.	Credits during 1930-31.	Closing Balance on 31st March 1931.	Total.
Rs. a. p.	Rs. a. p.	Rs. a. p.	Rs. a. p.		Rs. a. p.	Rs. a. p.	Rs. a. p.	Rs. a. p.
1,43,812 6 6	10,48,430 7 4	11,92,242 13 10	Brought over ..	10,344 7 1	10,67,105 14 7	1,14,792 8 2	11,92,242 13 10
....	2,56,622 12 10	2,56,622 12 10	<i>Municipal Officers.</i>	2,56,622 12 10	2,56,622 12 10
12,470 9 6	1,807 8 0	14,278 1 6	Dishonoured cheques	1,977 8 0	12,300 9 6	14,278 1 6
9,785 0 0	6,000 0 0	15,785 0 0	Standing advance for Contingent Expenses.	6,849 0 0	8,936 0 0	15,785 0 0
210 0 0	350 0 0	560 0 0	Motor Cars and motor cycles to officers.	230 0 0	330 0 0	560 0 0
22,465 9 6	2,64,780 4 10	2,87,245 14 0	Cycles advances to subordinates	2,65,679 4 10	21,566 9 6	2,87,245 14 4
....	813 1 0	813 1 0	Total	16,624 15 8	16,624 15 8
....	9,265 5 8	9,265 5 8	<i>Special Funds.</i>	813 1 0	813 1 0
....	1,300 0 0	1,300 0 0	Charges met out of net Premia Fund.	9,265 5 8	9,265 5 8
....	5,246 9 0	5,246 9 0	Charges met out of Fines Fund.	1,300 0 0	1,300 0 0
....	16,624 15 8	16,624 15 8	Charges met out of Garden Fund	5,246 9 0	5,246 9 0
1,66,278 0 0	13,29,835 11 10	14,96,113 11 10	Charges met out of P. and M. Depreciation Fund.	13,49,410 8 1	1,36,359 1 8	14,96,113 11 10
....	13,29,835 11 10	14,96,113 11 10	Total ..	10,344 7 1	13,49,410 8 1	1,36,359 1 8	14,96,113 11 10
....	13,29,835 11 10	14,96,113 11 10	Carried over ..	10,344 7 1	13,49,410 8 1	1,36,359 1 8	14,96,113 11 10

Appendix No. 14-B—concluded.
Statement of Advance Accounts for 1930-31.

Dr.						Cr.			
Opening Balance on 1st April 1930.	Debits during 1930-31.	Closing Balance on 31st March 1931.	Total.	Name of Account.	Opening Balance on 1st April 1930.	Credits during 1930-31.	Closing Balance on 31st March 1931.	Total.	
Rs. a. p.	Rs. a. p.	Rs. a. p.	Rs. a. p.		Rs. a. p.	Rs. a. p.	Rs. a. p.	Rs. a. p.	
1,66,278 0 0	13,29,835 11 10	14,96,113 11 10	Brought over ..	10,344 7 1	13,49,410 8 1	1,36,359 1 8	14,96,113 11 10	
13,49,801 9 8	7,34,080 14 0	20,83,882 7 8	Miscellaneous Advances	13,77,033 2 2	7,06,849 5 6	20,83,882 7 8	
19 13 1	371 9 7	391 6 8	Building Certificate forms	364 8 0	26 14 8	391 6 8	
12 2 11	608 14 8	621 1 2	Building Repair certificate forms...	615 8 0	5 9 2	621 1 2	
3,000 0 0	3,000 0 0	Chief Auditor and Accountant, B.B. & C. I. Railway.	3,000 0 0	3,000 0 0	
.....	5,000 0 0	5,000 0 0	Do. do. G. I. P. Railway..	5,000 0 0	5,000 0 0	
13,52,833 9 8	7,40,061 5 10	20,92,894 15 6	Total	13,78,013 2 2	7,14,881 13 4	20,92,894 15 6	
6,018 12 10	8,241 14 5	14,260 11 3	Municipal Contractors	13,761 6 4	499 4 11	14,260 11 3	
1,200 0 0	37,011 4 0	38,211 4 0	„ Tenderers	38,211 4 0	38,211 4 0	
21,778 0 5	1,89,458 4 2	2,11,236 4 7	Purchase of Coal	1,77,005 10 9	34,230 9 10	2,11,236 4 7	
918 6 0	1,13,997 11 0	1,14,916 1 0	„ of Petrol	1,13,305 7 0	1,610 10 0	1,14,916 1 0	
58,876 9 10	2,87,631 13 4	3,46,308 7 2	Municipal Workshops	2,81,022 4 4	65,286 2 10	3,46,308 7 2	
16,07,703 6 9	27,06,288 0 7	43,13,941 7 4	Grand Total ..	10,344 7 1	33,50,729 5 8	9,52,867 10 7	43,13,941 7 4	

M. R. TAMBE,
Chief Accountant.

H. K. KIRPALANI,
Municipal Commissioner.

Appendix No. 14-C.

Statement of Deposit Accounts for 1930-31.

Dr.	Statement of Deposit Accounts for 1930-31.						Cr.
Debits during 1930-31.	Closing Balance on 31st March 1931.	Total.	Name of Account.	Opening Balance on 1st April 1930.	Credits during 1930-31.	Total.	
Rs. a. p.	Rs. a. p.	Rs. a. p.		Rs. a. p.	Rs. a. p.	Rs. a. p.	
1,31,943 12 10	77,765 7 6	2,09,709 4 4	(a) Cash Deposits from contractors	1,25,936 2 6	88,773 1 10	2,09,709 4 4	
7,99,495 0 0	1,24,635 0 0	9,24,130 0 0	(aa) Cash Deposits from Tenderers	1,44,445 0 0	7,79,685 0 0	9,24,130 0 0	
			(b) Cash Deposits from private parties received through Departmental Officers.				
1,57,146 5 3	1,97,284 13 4	3,54,381 2 7	1. Executive Engineer	1,58,393 6 7	1,95,987 12 0	3,54,381 2 7	
59,046 8 8	16,184 2 3	75,230 10 11	2. Hydraulic Engineer	33,717 5 8	41,513 5 3	75,230 10 11	
3,01,001 0 8	88,323 2 9	3,89,324 3 5	3. Assessor and Collector	84,951 4 2	3,04,372 15 3	3,89,324 3 5	
....	40 8 0	40 8 0	4. Deputy Health Officer, A Ward (Military) ..	40 8 0	40 8 0	
23,320 2 8	1,870 7 7	25,190 10 3	5. Executive Health Officer	9,767 13 3	15,422 13 0	25,190 10 3	
57,848 2 6	11,489 3 4	69,337 5 10	6. Other Officers	17,810 4 4	51,527 1 6	69,337 5 10	
5,98,362 3 9	3,15,142 5 3	9,13,504 9 0	Total ..	3,04,680 10 0	6,08,823 15 0	9,13,504 9 0	
10,64,684 3 10	3,47,342 15 4	14,12,027 3 2	(c) Other Cash Deposits	6,89,541 5 7	7,22,485 13 7	14,12,027 3 2	
37,201 12 8	58,719 8 1	95,921 4 9	(d) Deposits on account of work performed for private parties.	26,031 7 9	69,889 13 0	95,921 4 9	
58,182 8 0	...	58,182 8 0	(e) Income-tax on behalf of Government through Chief Accountant on Municipal Establishment.	135 2 0	58,047 6 0	58,182 8 0	
2,83,100 0 0	76,800 0 0	3,09,900 0 0	(f) Paper Deposits from Tenderers (kept in office) ..	72,700 0 0	2,37,200 0 0	3,09,900 0 0	
29,22,969 9 1	10,00,405 4 2	39,23,374 13 3	Carried forward ..	13,63,469 11 10	25,59,905 1 5	39,23,374 13 3	

Appendix No. 14-C—concluded.

Statement of Deposit Accounts for 1930-31.

Dr.

Cr.

Debits during 1930-31.	Closing Balance on 31st March 1931.	Total.	Name of Account.	Opening Balance on 1st April 1930.	Credits during 1930-31.	Total.
Rs. a. p.	Rs. a. p.	Rs. a. p.		Rs. a. p.	Rs. a. p.	Rs. a. p.
29,22,969 9 1	10,00,405 4 2	39,23,374 13 3	Brought forward ..	13,63,469 11 10	25,59,905 1 5	39,23,374 13 3
3,17,200 0 0	4,55,500 0 0	7,72,700 0 0	(g) Paper Deposits from Municipal employees and contractors lodged with the Imperial Bank of India.	4,44,500 0 0	3,28,200 0 0	7,72,700 0 0
10,244 5 6	238 12 0	10,483 1 6	(h) Court Attachments	536 5 0	9,946 12 6	10,483 1 6
329 15 0	19 12 0	349 11 0	(i) Stores Department Supervision Charges .. .	82 10 0	287 1 0	349 11 0
152 11 3	0 15 0	153 10 3	(j) Profit on Sale of Stores	153 10 3	153 10 3
8,088 10 0	8,088 10 0	(k) Interest realised on Government, etc., Paper lodged by Municipal employees, contractors, etc.	124 4 0	7,964 6 0	8,088 10 0
32,686 4 0	7,804 4 0	40,490 8 0	(l) (Government of Bombay) Land conveyance Licenses, through Chief Accountant on Account of License fees, Badges, etc.	11,118 0 0	29,372 8 0	40,490 8 0
15,39,300 0 0	4,500 0 0	15,43,800 0 0	(n) Paper Deposits kept in Office.. .. .	68,600 0 0	14,75,200 0 0	15,43,800 0 0
48,30,971 6 10	14,68,468 15 2	62,99,440 6 0	Total ..	18,88,430 14 10	44,11,009 7 2	62,99,440 6 0

118

M. R. TAMBE,
Chief Accountant.

H. K. KIRPALANI,
Municipal Commiss

Appendix No. 14-D.
Statement of Reservé Stock for 1930-31.

Dr.

Cr.

Opening balance on 1st April 1930.	Debits during 1930-31.	Total	Name of Account.	Credits during 1930-31.	Closing balance on 31st March 1931.	Total
Rs. a. p.	Rs. a. p.	Rs. a. p.		Rs. a. p.	Rs. a. p.	Rs. a. p.
4,75,227 5 1	4,84,512 4 1	9,59,739 9 2	General Stores Department	6,07,019 12 5	3,52,719 12 9	9,59,739 9 2
3,13,564 8 3	2,26,655 8 6	5,40,220 0 9	Capital Stores	1,74,665 0 6	3,65,555 0 3	5,40,220 0 9
81,181 1 7	10,413 5 0	91,594 6 7	Line Suspense Account	1,778 9 0	89,815 13 7	91,594 6 7
3,675 13 6	2,210 3 5	5,886 0 11	Water Works	2,708 7 4	3,177 9 7	5,886 0 11
30,073 15 3	1,155 3 0	31,229 2 3	Executive Engineer's Department (Purchase of Stores for D. E. Works).	3,632 3 8	27,596 14 7	31,229 2 3
9,03,722 11 8	7,24,946 8 0	16,28,669 3 8	Total ..	7,89,804 0 11	8,38,865 2 9	16,28,669 3 8

M. R. TAMBE,
Chief Accountant.

H. K. KIRPALANI,
Municipal Commissioner.

APPENDIX No. 14 E.

Statement showing 'Interest accrued but not paid' in respect of the following Municipal Loans credited to suspense account pending adjustment in their respective years of repayment outstanding on 31st March 1931.

Year of adjustment.	Particulars of Loans.	Amount of Interest accrued but not paid outstanding.			Date of Maturity of the Loan.
		Rs.	a.	p.	
1922-23	Rs. 35 Lakhs Loan	43,750	0	0	1-7-1930
"	" 8 " " " " " " " "	10,000	0	0	1-7-1931
"	" 147 " " Portion Rs. 52,91,500 ..	1,32,287	8	0	1-1-1933
1923-24	" 12½ " " " " " " " "	8,500	0	0	1-8-1934
"	" 23½ " " " " " " " "	23,250	0	0	1-7-1935
"	" 15½ " " " " " " " "	14,500	0	0	1-7-1936
"	" 13½ " " " " " " " "	22,600	0	0	1-5-1938
"	" 25 " " " " " " " "	41,666	10	8	1-11-1939
"	" 19½ " " " " " " " "	25,666	10	8	1-5-1940
"	" 55 " " " " " " " "	73,333	5	4	1-6-1942
1922-23	" 147 " " Portion Rs. 22,08,500. ..	55,212	8	0	1-1-1943
1923-24	" 24½ " " " " " " " "	33,000	0	0	1-6-1943
"	" 43 " " " " " " " "	71,666	10	8	1-5-1945
1922-23	" 147 " " Portion Rs. 17,00,000. ..	42,500	0	0	1-1-1946
1923-24	" 2nd 24½ " " " " " " " "	16,500	0	0	1-8-1946
1922-23	" 147 " " Portion Rs. 10,00,000. ..	25,000	0	0	1-1-1948
1923-24	" 15 " " " " " " " "	25,000	0	0	1-5-1949
"	" 30 " " (Overbridges). ..	50,000	0	0	1-5-1949
"	" 50 " " " " " " " "	1,48,112	1	4	1-11-1950
1925-26	" 30 " " (Mis. Works). ..	30,000	0	0	or after 1-11-1935 1-1-1951
1923-24	" 75 " " Out of 1½ Crores Loan ..	2,22,168	2	0	1-11-1951
1922-23	" 147 " Loan—Portion Rs. 43,00,000 ..	1,07,500	0	0	or after 1-11-1936 1-1-1953
1923-24	" 50 " Loan—Portion Rs. 49,40,000. ..	65,866	10	8	1-6-1954
1924-25	" 160 " " " " " " " "	3,20,000	0	0	1-12-1954
1923-24	" 20 " " " " " " " "	33,333	5	4	1-5-1955
1927-28	" 25 " " " " " " " "	31,250	0	0	1-1-1958
1929-30	" 37 " " " " " " " "	21,846	0	0	1-8-1959
"	" 31-43 " " " " " " " "	21,784	0	0	1-8-1959
"	" 28 " " " " " " " "	7,046	0	0	or after 1-8-1949 1-8-1959
1921-24	" 70 " " Portion Rs. 20,60,000 ..	27,466	10	8	or after 1-8-1954 1-6-1974
1925-26	" 10 " " " " " " " "	12,500	0	0	1-7-1980
		17,93,206	3	4	
	Less—Amount of interest accrued but not paid on 35 Lakhs Loan adjusted during 1930-31 ..	43,750	0	0	
	Total Rs. ..	17,19,456	3	4	

M. R. TAMBE,
Chief Accountant.

H. K. KIRPALANI,
Municipal Commissioner.

Appendix

Statement showing the amounts of the Receipts and Disbursements respectively credited the credit of the Fund at the close of the

		Details.			Total.			
		Rs.	a.	p.	Rs.	a.	p.	
Receipts—A. Revenue Account.								
	Balance on 1st April 1930			3,56,552	4	2	
1.	General Tax, Indirect Taxation and Mis. Revenue.	A. General Tax	1,29,50,889	4	8			
		B. Town Duties	16,38,968	2	7			
		C. Cotton Import Duty	12,65,114	6	10			
		D. Licenses—Land Conveyance, Music, etc., Licenses	5,145	7	6			
		E. Liquor Licenses	1,43,750	0	0			
		F. Tobacco Duty	3,71,451	14	0			
		G. Interest and Profit on Investment of Surplus Loan and other balances.	5,15,920	2	0			
		H. Miscellaneous	2,31,310	10	11	1,71,12,559	0	1
2.	Water Works—Water Tax and other Mis. Water Works Revenue				64,76,359	9	6	
3.	Education—Primary				8,20,267	0	0	
4.	Education—Secondary				38	2	0	
5.	Public Health Department				85,196	14	0	
6.	Medical Relief and Education				90,131	9	11	
7.	Street Cleansing and Conservancy, Road Watering and Halalkhore Service—							
		A. Halalkhore Tax	32,38,684	6	0			
		B. Miscellaneous	1,52,384	1	9	33,81,068	7	9
8.	Roads, Drains and Sewers—							
		A. Wheel Tax and Government Contribution in lieu of Tolls	10,83,447	12	4			
		B. Ground Rent	1,63,843	12	8			
		C. Miscellaneous	1,58,753	14	2	14,07,454	2	5
		D. Interest realized on Donations	1,403	11	3			
9.	Mechanical				13,063	8	11	
10.	Buildings, Land Acquisition and Management—							
		A. Sale Proceeds of Surplus Land	84,179	4	1			
		B. Rent of Buildings	3,26,237	9	5			
		C. Ground Rent	22,670	4	0			
		D. Miscellaneous	90,896	10	11	5,23,988	6	5
11.	Fire Brigade—							
		A. Fire Tax	5,87,877	2	6			
		B. Miscellaneous	15,171	1	0	6,03,048	3	6
12.	Licensing and Removal of Encroachments on Public Streets—							
		A. Licenses for Dangerous and Offensive Trades	1,50,505	0	0			
		B. Removal of Encroachments on Public Streets	74,999	14	0			
		C. Miscellaneous	40,577	0	11	2,66,081	14	11
13.	Gardens and Open Spaces				50,921	3	0	
14.	Markets and Slaughter Houses				11,65,974	15	3	
15.	Contribution from Capital Funds to Revenue on account of Loan Works Staff				49,524	5	0	
A. Revenue Account Total Rupees				3,20,46,672	6	8	

No. 15.

and debited to the Municipal Fund during the year 1930-31 and the balance at year 1930-31 (i.e., 31st March 1931).

		Details.		Total.		REMARKS
		Rs.	a. p.	Rs.	a. p.	
Disbursements—						
I. General Su- perintendence Collection of Revenue, etc.	A. General Superintendence	4,58,414	2 3			
	B. Collection of Revenue	5,10,304	10 0			
	C. Upkeep of Municipal Head Office	30,824	9 11			
	D. General Stores	68,383	11 11			
	E. Miscellaneous Charges	5,59,852	2 0			
	F. Election Expenses				
	G. Municipal Research Bureau	2,048	7 6			
	New Works	1,771	15 2			
I-A. Debt (General)	1,13,986	10 8	17,45,584	5 5		
II. Water Works	12,50,760	3 7				
Do. New Works	15,766	7 11				
Do. Debt Charges	56,10,182	12 0	68,76,709	7 6		
III. Education—Primary	29,44,897	2 11				
Do. Debt Charges	1,00,895	14 2	30,51,293	1 1		
IV. Education—Secondary		52,842	10 5		
	New Works				
V. Public Health Department.	A. General Supervision	5,27,324	4 7			
	C. Epidemics	14,837	9 3			
	D. Vaccination	65,597	10 1			
	E. Malaria	1,74,368	10 0			
	F. Miscellaneous	93,495	8 2			
	G. Census	13,402	6 10			
	New Works	1,477	14 0			
	Debt Charges	95,263	13 4	9,75,767	12 3	
VI. Medical Relief and Education.	A. Hospitals and Dispensaries—					
	(a) Infectious Diseases Hospitals... .. .	2,05,870	10 8			
	(b) Maternity Homes	85,900	12 11			
	(c) Dispensaries for Outpatients... .. .	85,962	9 5			
	B. Medical and Nursing Assistance, &c., to poor people in their homes	15,273	1 4			
	C. Statutory Contribution to Government Medical Institutions	4,14,500	0 0			
	D. Grants-in-aid to Public Medical Institutions, &c.	1,57,380	3 4			
	E. Anti-Tuberculosis League Dispensary	65,474	2 7			
	F. Dispensary for Combating Venereal Diseases	32,213	13 1			
	G. King Edward Memorial Hospital... .. .	5,33,167	6 7			
	H. Gordhandas Sunderdas Medical College	2,29,103	9 0			
	New Works	18,794	5 7			
	Debt Charges	4,18,320	5 10	22,41,961	0 4	
VII. Street Cleansing and Conservancy, Road Watering and Halal- khore Service.	A. Street Cleansing and Conservancy	21,78,128	8 0			
	B. Transport of Refuse, &c., to Deonar... .. .	1,92,011	14 6			
	C. Road Watering	53,210	11 7			
	D. Halalkhore Service	5,57,795	14 11			
	New Works	16,784	3 1			
	Debt Charges	3,54,348	7 3	33,52,279	11 4	
VIII. Roads, Drains and Sewers.	A. Roads, Overbridges, and Footpaths... .. .	13,54,763	14 5			
	B. Street Improvement	36,778	8 0			
	C. Cleansing and Repairing Port Trust Wharves and Roads	1,60,550	0 0			
	D. Public Lighting	10,44,713	4 7			
	E. Drains and Sewers	3,68,385	10 11			
	Loan Works Establishment—Works					
	Branch				
	New Works	46,658	3 2			
	Debt Charges	32,45,546	10 3	62,57,596	3 4	
IX. Mechanical.	A. Pumping and Compressor Stations and Flood Gates	5,71,588	8 4			
	B. Supervision of Factories, Workshops and work places	9,633	13 2			
	C. Transport	3,86,596	10 6			
	D. Refuse Manipulator at Carnac Road	109	11 0			
	New Works				
	Debt Charges	1,07,767	15 5	10,76,096	5 5	
X. Build- ings, Land Acquisition and Manage- ment.	A. Executive Engineer's Central Office	1,20,682	11 3			
	B. Inspection and Supervision of Private Buildings... .. .	2,05,971	4 4			
	C. Architectural	95,193	1 5			
	D. Land Acquisition and Management	1,31,878	10 3			
	New Works				
	Debt Charges	22,82,524	4 1	28,36,249	15 4	
XI. Fire Brigade	3,36,927	3 0				
Do. New Works	592	6 0				
Do. Debt Charges	40,603	4 7	3,78,122	13 7		
XII. Licensing and removal of Encroachments on Public Streets	1,04,025	2 10				
	New Works		1,04,025	2 10	
XIII. Gardens and Open Spaces	1,87,049	10 5				
Do. New Works	1,404	6 1				
Do. Debt Charges	2,44,115	15 8	4,32,570	0 2		
XIV. Markets and Slaughter Houses	3,40,873	10 9				
Do. New Works	7,704	10 3				
Do. Debt Charges	3,76,659	6 4	7,25,037	11 4		
XV. Contribution to the City Improvement Trust		23,10,873	0 2		
XVI. Contribution to Provident Fund, by the Municipal Corporation		2,30,742	10 1		
XVII. Loan Works Establishment					
XVIII. Retrenchment Enquiry					
XIX. Municipal Debt Interest					
Total Rupees... .. .				3,26,47,551	14 7	

Appendix

	Details.	Total.
	Rs. a. p.	Rs. a. p.
B—CAPITAL ACCOUNT—		
Receipts—Loan and Trust Funds.		
Balance on 1st April 1950
Debt—Principal—		
40 Lakhs Loan (1950-60)	40,00,000 0 0.
Advances for repayment of Rs. 40 & 50 Lakhs Loan	24,88,324 11 0.
Advances—		
Capital Stores Account	3,14,971 8 0	
Advance pending raising of a Loan for Subvention to House-owners	6,75,150 0 0	
Advance from Surplus Cash Balance for Capital works	9,08,494 10 8	
Total	18,98,616 2 8
Lands and Buildings Fund—		
Balance on 1st April 1950	
Realisation on account of sale of land, &c.	50,289 8 9	
Interest on Investments	8,268 1 4	
Total	58,558 6 1
Worn-out Water Mains Renewal Fund—		
Balance on 1st April 1950	
Interest on Investments	14,711 8 0
Total B—Capital Account Rs.	84,55,210 11 4

15—continued.

	Details.	Total.	REMARKS.
Disbursements—			
Loan and Trust Fund—	Rs. a. p.	Rs. a. p.	
I. General Supervision, Collection of Revenue, etc.		
II. Water Works, ordinary	77,939 1 10		
Do. Tansa Triplication	Cr. 2,71,656 10 3		
III. Education—Primary	32,061 0 11		
V. Public Health Department	70 9 0		
VI. Medical Relief and Education... ..	66,953 6 10		
VII. Street Cleansing, Conservancy, Road Watering and Halalkhore Service ...	6,08,794 14 5		
VIII. Roads, Drains and Sewers	13,40,723 6 0		
IX. Mechanical	30,293 7 0		
X. Buildings, Land Acquisition and Management	3,95,470 11 2		
XI. Fire Brigade	149 13 0		
XIII. Gardens and Open Spaces	Cr. 6,311 11 0		
XIV. Markets and Slaughter Houses ...	93,702 12 8		
Discount and other charges on New Loan, 1930-31	83,136 0 3		
Amount repaid to 37 Lakhs Loan	24,83,324 11 0		
Replacement of Assets		
Total	49,34,651 8 10	
Assets written off		89 0 0	
Advances—			
Advances—Capital Stores	3,53,000 8 0		
Advances pending raising of a Loan for Sub-vention to House-owners ...	6,75,150 0 0		
Advance from Surplus Cash Balance for Capital works	9,08,494 10 3		
Total	19,36,645 2 3	
Land and Buildings Fund—			
Expenditure on Works		
Balance		
Total	
Worn-out Water Mains Renewal Fund—			
Expenditure on Works	41,614 6 1		
Balance		
Total	41,614 6 1	
Total B—Capital Account		69,13,000 1 2	

Appendix

	Details.	Total.		
		Rs.	a.	p.
C—Suspense Account—				
Imperial Bank of India and other Local Banks on account of Sundry Deposits	4,88,67,337	4	1
Loan Redemption Fund	54,85,950	12	0
Interest, Instalments, &c., on account of Sinking and Special Funds	6,12,855	10	0
Interest Accrued but not paid...	Dr. 43,750	0	0
Provident Fund	9,30,298	1	0
Fines Fund	34,674	6	0
Gardens Fund	7,224	7	6
Workshops Recoveries	2,81,022	4	4
Reserve Stores Account	6,37,985	2	2
Purchase Stores Account	4,69,677	0	1
Do. of Petrol	1,13,305	7	0
Do. of Coal	1,77,005	10	9
Departmental Works	3,96,109	7	6
Private Works	2,96,121	4	4
Nowroji Hill Crushers	25,977	14	11
Sewri Crushers	44,097	1	0
Tar Macadam Plant at Nowroji Hill	28,008	11	5
" " " Love Grove	11,841	8	0
Motor Traction	55,063	8	0
Asphalt Plant	2,09,891	12	5
Municipal Contractors	13,761	6	4
" Tenderers	36,211	4	0
Sundries—Miscellaneous Advances	13,78,013	2	2
Special Funds	86,153	6	4
Officers—				
(a) Dishonoured Cheques	2,56,622	12	10
(b) Standing Advances for Contingent Expenses	1,977	8	0
(c) Motor Cars and Motor Cycles to Officers	6,849	0	0
(d) Cycle Advances to Subordinates	230	0	0
Deposits	44,30,609	7	2
Cheques payable	6,40,17,498	6	11
Cash Bills outstanding Account	3,38,138	11	11
C—Suspense Account—Total Rs.	12,42,08,752	1	2

SUMMARY.

Receipts.		Disbursements.	
Rs.	a. p.	Rs.	a. p.
3,56,552	4 2	Balance on 1st April 1930
3,20,46,672	6 8	A.—Revenue Account	3,26,47,551 14 7
84,55,210	11 4	B.—Capital Account	69,13,000 1 2
12,42,08,752	1 2	C.—Suspense Account	12,46,68,789 6 9
		Balance on 31st March 1931	8,37,946 0 10
Total	16,50,67,187 7 4	Total	16,50,67,187 7 4

M. R. TAMBE,
Chief Accountant.

No. 15—concluded.

	Details.	Total.	REMARKS;
	Rs. a. p.	Rs. a. p.	
C.—Suspense Account—			
Debt—Principal—Repayment of Loans	55,27,375 7 0	
Sinking Funds	Cr. 7,30,602 9 11	
Special Funds	14,06,115 8 3	
Surplus Funds	Cr. 19,77,793 2 11	
Loan Funds	5,77,749 5 6	
Provident Fund	9,80,298 1 0	
Fines Fund	34,674 6 0	
Gardens Fund	7,221 7 6	
Imperial Bank of India and other Local Banks on account of Sundry Deposits.	4,57,23,750 11 10	
Workshops	2,87,831 13 4	
Plant and Machinery	67,663 15 0	
Reserve Stores Account	5,21,640 15 3	
Purchase Stores Account	4,66,320 8 7	
Purchase of Petrol	1,13,997 11 0	
Purchase of Coal	1,89,458 4 2	
Departmental Works	3,94,737 11 11	
Private Works	2,07,261 15 7	
Nowroji Hill Crushers	28,563 11 2	
Sewri Crushers	46,831 13 2	
Love Grove Crushers	33,616 11 0	
Tar Macadam Plant at Nowroji Hill	31,500 2 4	
Quarries and Crushers	
Motor Traction	56,190 15 10	
Asphalt Plant	2,49,727 6 4	
Municipal Contractors	8,241 14 5	
" Tenderers	37,011 4 0	
Sundries—Miscellaneous Advances	7,40,061 5 10	
Special Funds	55,151 10 0	
Officers—			
(a) Dishonoured Cheques	2,56,622 12 10	
(b) Standing Advances for Contingent Expenses	1,807 8 0	
(c) Motor Cars and Cycles to Officers	6,000 0 0	
(d) Cycle Advances to Subordinates.	350 0 0	
Deposits	48,50,571 6 10	
Cheques payable	6,41,73,345 15 10	
Cash Bills Outstanding Account	3,46,889 12 1	
C.—Suspense Account Total Rs.	12,46,68,769 6 9	

Bank's reconciliation :—		Rs. a. p.
* Balance as per Bank's Pass Book	7,60,440 5 3
Add—		
Revenue sent to the Bank on 31st March 1931 but acknowledged on 1st April 1931	1,26,377 2 5
	8,86,817 7 8
Less—		
Uncashed Cheques	1,31,932 8 9
Balance in Bank as per Day Book (Column No. 10)	7,54,884 14 11
" Office in Government Promissory	
Notes, etc.	Rs. 82,000 0 0	82,961 1 11
Balance in Office in Cash	961 1 11	
		Rs. 8,37,846 0 10

H. K. KIRPALANI,
Municipal Commissioner.

Appendix No. 16.

Comparison of Face, Purchase and Market Values at 31st March 1931 of the different Securities held in the following Special Funds.

Name of Fund.	Particulars of Securities.	Face value.	Purchase rate.	Actual cost at Purchase rate.	Estimated Market rates.	Value at Market rates.
Municipal Fire and Accident Insurance Fund.	3½ per cent. Government Paper...	Rs. 9,100	60 per cent.	Rs. 5,460 0 0	63½ %	Rs. 5,755 12 0
	4 per cent. Loan 1960-70...	7,00,100	88 "	6,16,088 0 0	73½ %	5,16,323 12 0
	4 per cent. City Improvement Trust Debentures ...	16,000	Par.	16,000 0 0	71 %	40,257 0 0
	Do do. ...	10,000	89 per cent.	8,900 0 0		
	Do do. ...	7,200	88 "	6,336 0 0		
Do do. ...	23,500	84½ "	19,857 8 0			
	Total Rs. ...	7,66,900		6,72,641 8 0		5,63,336 8 0
Worn-out Water Mains Renewal Fund.	3½ per cent. Government Paper...	47,400	60 per cent.	28,440 0 0	63½ %	29,980 8 0
	4 do. Loan 1960-70 ...	2,91,900	88 "	2,56,872 0 0	78½ %	2,15,276 4 0
	Total Rs. ...	3,39,300		2,85,312 0 0		2,45,256 12 0
Net Premia, &c. on different Municipal Loans Fund.	3½ per cent. Government Paper...	1,99,900	60 per cent.	1,19,940 0 0	63½ %	1,26,436 12 0
	3 do. do. ...	900	48 "	432 0 0	54½ %	487 11 0
	4 do. Loan 1960-70 ...	4,36,400	87½ "	3,82,395 8 0	73½ %	3,97,955 0 0
	Do do. ...	1,08,200	88 "	90,816 0 0		
	5 do. Government War Loan 1929-1947 ...	2,81,400	95½ "	2,68,737 0 0	94½ %	2,65,923 0 0
	5 per cent. Ten year Bonds 1935 ...	500	96 "	480 0 0	95½ %	477 8 0
Total Rs. ...	10,22,300		8,62,800 8 0		7,91,279 15 0	
Municipal Lands and Buildings Fund.	4 per cent. City Improvement Trust Debentures ...	1,44,200	Par.	1,44,200 0 0	71 %	1,02,382 0 0
	4 per cent. Loan 1960-70 ...	68,900	88 per cent.	60,532 0 0	73½ %	99,072 8 0
	Do do. ...	57,800	87½ "	50,209 2 0		
	Total Rs. ...	2,70,400		2,55,041 2 0		1,95,454 8 0
Provident Fund	3½ per cent. Government Paper...	10,59,500	60 per cent.	6,35,700 0 0	63½ %	8,57,480 4 0
	Do do. ...	1,57,000	75½ "	1,18,731 4 0		
	Do do. ...	1,29,200	75-14-6 "	98,070 14 0		
	Do do. ...	10,000	68½ "	6,868 12 0		
	4 per cent. City Improvement Trust Debentures ...	1,35,000	Par.	1,35,000 0 0	71 %	95,850 0 0
	4½ per cent. Government Loan 1934 ...	4,85,500	97½ "	4,73,362 8 0	94½ %	4,58,797 8 0
	5 year Postal cash certificates...	10,000	77½ "	7,750 0 0	77½ %	7,750 0 0
	4 per cent. Loan 1960-70 ...	44,100	88 "	38,808 0 0	73½ %	2,53,773 12 0
	Do do. ...	3,00,000	88½ "	2,65,125 0 0		
	5 per cent. ten year Bonds 1935...	2,21,000	96 "	2,12,160 0 0	95½ %	7,86,292 0 0
	Do do. ...	5,81,400	101 "	5,87,214 0 0		
	5 do. Government War Loan 1929-47 ...	7,75,200	95½ "	7,40,316 0 0		
	Do do. ...	7,94,900	95½ "	7,60,619 15 0		
	Do do. ...	39,200	100½ "	39,322 8 0	94½ %	15,20,788 8 0
6 per cent. Municipal Debentures 1950-60 ...	8,60,300	99-3-9 "	3,57,541 7 3	101 %	3,63,903 0 0	
Total Rs. ...	51,02,300		44,76,590 4 3		48,24,635 0 0	
Fines Fund	4 per cent. Loan, 1960-70 ...	56,200	87½ per cent.	49,245 4 0	73½ %	3,39,178 12 0
	Do do. ...	3,91,500	88 "	3,44,520 0 0		
	4 per cent. City Improvement Trust Debentures ...	50,000	Par.	50,000 0 0	71 %	35,500 0 0
	3½ per cent. Government Loan...	15,700	60 per cent.	9,420 0 0	63½ %	9,930 4 0
	Total Rs. ...	5,13,400		4,53,185 4 0		3,75,609 0 0
Plant and Machinery Depreciation Fund.	4 per cent. Loan, 1960-70 ...	15,97,400	88 per cent.	14,05,712 0 0	73½ %	12,83,692 8 0
	Do do. ...	1,43,200	87½ "	1,25,479 0 0		
	4 per cent. City Improvement Trust Debentures ...	2,39,800	Par.	2,39,800 0 0	71 %	1,70,258 0 0
	5 per cent. Government Loan 1929-47 ...	2,05,100	95½ per cent.	1,96,255 1 0	91½ %	5,17,387 8 0
	Do do. ...	3,42,400	95½ "	3,26,992 0 0		
Total Rs. ...	25,27,900		22,94,238 1 0		19,71,838 0 0	
Renewal of Road Surfaces Fund.	4 per cent. Loan 1960-70 ...	11,10,200	88 per cent.	9,76,976 0 0	73½ %	8,18,772 8 0
Gardens Fund	4 per cent. Loan 1960-70 ...	6,500	88 per cent.	5,720 0 0	73½ %	4,793 12 0
	Grand Total ...	1,16,68,200		1,02,82,404 11 3		82,89,475 15 0

M. R. TAMBE,
Chief Accountant.

H. K. KIRPALANI,
Municipal Commissioner.

Appendix No. 16A.

Comparison of Face, Purchase and Market Values at 31st March 1931 of the different Securities held in the Sinking Funds.

N.B.—Special attention is invited to para. 22 of the Chief Accountant's Report.

Name of Fund.	Particulars of Securities.	Face value.		Book value.	Market rates per cent.	Value at Market rates. (Municipal Debentures being valued at par.)
		Rs.		Rs. s. p.		Rs. s. p.
Sinking Funds.	5 per cent. Municipal Debentures.	62,64,000	Par.	62,64,000 0 0	Par.	62,64,000 0 0
	4 " " " " "	1,34,20,600	"	1,34,20,600 0 0	"	} 1,34,98,000 0 0
	4 " " " " "	65,900	84½	47,235 8 0	"	
	4 " " " " "	21,500	84½	18,113 12 0	"	
	6 " " " " "	1,000	Par	1,000 0 0	"	1,000 0 0
	4 per cent. Government conversion Loan.	9,40,500	94½	8,86,421 4 0	89½	21,45,000 0 0
	4 " " " " "	11,90,000	Par	11,90,900 0 0	"	} 16,68,003 0 0
	4 " " " " "	2,68,600	94½	2,53,491 4 0	"	
	4 per cent. Bombay Improvement Trust Debentures.	21,69,500	84½	18,27,803 12 0	71	
	4 per cent. " " " " "	1,50,000	84½	1,26,750 0 0	"	} 3,55,000 0 0
	4 " " " " "	29,800	Par	29,800 0 0	"	
	4 per cent. Bombay Improvement Trust (coupon) Debentures.	1,23,400	84½	1,03,964 8 9	71	3,55,000 0 0
	4 per cent. " " " " "	3,76,600	84½	3,18,227 0 0	"	} 6,20,532 8 0
	4 per cent. Loan 1960-70	6,58,900	87½	5,77,361 2 0	73½	
	4 " " " " "	1,82,500	88	1,60,600 0 0	"	
4 per cent. Bombay Improvement Trust Sterling Loan.	£ 25,000	@£ 80 at 1s. 6d.	2,66,666 10 8	@ £ 65½% at 1s. 5½d.	2,19,860 2 3	
4½ per cent. India Sterling Loan 1950-55.	£ 322,600	@£ 93½ at 1s. 6d.	40,37,876 10 8	@ £ 82 at 1s. 5½d.	35,51,758 5 2	
	Total Rs. ..	2,58,53,700		2,96,30,811 7 4		2,83,23,153 15 5
	£ ..	3,47,600				
Sinking Fund Investments Reserve Fund.	4 per cent. Loan 1960-70	17,800	Par.	17,800 0 0	73½	9,40,976 4 0
	4 " " " " "	12,58,100	88	11,07,128 0 0	"	} 15,280 0 0
	5 " Bonds 1935	16,000	96	15,360 0 0	95½	
		Total Rs. ..	12,91,900		11,40,288 0 0	
	GRAND TOTAL Rs. ..	2,71,45,600		3,08,71,099 7 4		2,92,79,410 3 5
	£ ..	3,47,600				

M. R. TAMBE,
Chief Accountant.

H. K. KIRPALANI,
Municipal Commissioner.

Appendix No. 16B.

Statement showing the amount of and object for which the donations held under Public Monuments Maintenance Fund were received from different parties up to 31st March 1931.

Name of donor.	Object for which the donation is given.	Particulars of Securities.	Face value.	Rate per cent.	Book value.
Sir Mangaldas Nathooobhoy	Donation for the maintenance of Sir Mangaldas Nathooobhoy Clock at Mumbadevi.	3½ per cent. Government Paper, 1879	Rs. 500	Rs. a. Par	Rs. a. 500 0
The Secretary, Tata Memorial	Donation for the maintenance of J. N. Tata Statue ..	3½ " " " " 1900-01	1,2 00	"	1,200 0
The Secretary, Ranade Memorial.. ..	Donation for the maintenance of Ranade Statue..	4 per cent. Bombay Improvement Trust Loan due 1962.	1,000	"	1,200 0
Mr. P. J. Mistri	Donation for the maintenance of N. M. Petit Statue at Gowalia Tank Road.	3½ per cent. Government Paper, 1900-1.. ..	200	"	200 0
Messrs. J. D. Framroz, R. B. Jeejeebhoy and P. C. Sethna.	Donation for the maintenance of Sir D. M. Petit Statue ..	3½ " " " " 1879	2,000	"	2,000 0
Mr. Cassumally Jairajbhoy Peerbhoy ..	Donation for the maintenance of a fountain at the junction of Hornby Road and Palton Road.	3½ " " " " 1879	1,000	"	1,000 0
The Secretary, Montague Memorial Fund.	Donation for the maintenance of the Montague Statue at the junction of Marine Lines and Church Gate Street.	4 " " " " Loan 1960-70	2,400	88 0	2,112 0
Mr. Surajmal Hanmantrai.. ..	Donation for the maintenance of a fountain at the junction of Princess Street.	5 " " " " Indian War Loan 1929-47	5,5 00	Par	5,500 0
„ Chaturbhuj Jivandas	Donation for the maintenance of the new Bandstand at Chowpati.	5 " " " " Tax-free Loan 1945-55	2,000	"	2,000 0
„ Jamnadas Dwarkadas	Donation for the maintenance of a water trough for watering Victoria horses and bullocks at the junction of Colaba and Pilot Bunder Roads.	5 " " " " War Loan 1929-47	2,600	"	2,600 0
Dr. K. E. Dadachanji	Donation for the maintenance of a fountain at the junction of Frere Road and Carnac Bridge.	3½ " " " " Government Paper	100	60 0	452 0
Mr. D. P. Kothare	Donation for the maintenance of a fountain at Mint Road.	4 " " " " Government Loan 1960-70	400	88 0	352 0
„ K. D. Dhuru	Donation for the maintenance of a fountain at the junction of old Purbhadevi and Cadell Road.	Do. do.	400	88 0	352 0
„ Gokuldas Karsondas Shroff	Donation for the maintenance of a cattle trough and drinking fountain at Lady Jamshedji Road.				7,230 0
„ Fattechand Revaldas	Donation for the maintenance of a fountain at Narayan Dhuru Street.				1,570 0
„ Hansraj Pragji	Donation for the maintenance of a cattle trough at Clerk Road.				452 0
					1,001 0
					353 0
					2,830 0
		Carried forward ..	34,600		82,312 0

Appendix No. 16 B—concluded.

Name of donor.	Object for which the donation is given.	Particulars of Securities.	Face value.	Rate per cent.	Book value.
			Rs.	Rs. a.	Rs. a.
		Brought forward ..	34,600		32,312 0
Mr. F. P. Pavri	Donation for the maintenance of a drinking fountain at the junction of Cadell Road and Old Purbhadevi Road.	4 per cent. Loan 1960-70	800	88 0	528 0
The Secretary, Dr. Dadabhoy Naoroji Memorial Fund.	Donation for the maintenance of the Statue of Dr. Dadabhoy Naoroji.	4 " " " " " " " " " "	1,400	88 0	1,232 0
Mr. Khimji Madon Bhujpuria	Donation for the upkeep of a water trough on site opposite the Jamshed Mill.	" " " " " " " " " "	800	88 0	528 0
„ L. R. Tairsee	Balance out of donation received from Mr. L. R. Tairsee for the construction of a cattle trough at the top end corner of Walkeshwar near "Tin Batti."				
„ N. P. Wadia	Balance out of donation received for construction of three cattle troughs at Bhoiwada Road, Parel Tank Road and Sewree Cross Road.				
„ F. B. Jeejeebhoy	Balance out of donation received for the construction of a public fountain and water trough at the junction of Suparibag Road and Govt. Gate Road.				
		Total ..	39,900		36,976 0
Rao Bahadur Ellappa Balaram	Donation for the maintenance of a Charitable Dispensary at Kamathipura.	4 per cent. Bombay Improvement Trust Loan due 1966.	5,000	Par	} 19,500 0
		4 per cent. Bombay Improvement Trust Loan due 1972.	14,500	"	
Bai Lingoobai, widow of Rajanna Jalooji.	Do. do.	8½ per cent. Government Paper 1854-55 ..	10,700	"	10,700 0
Colaba Free Dispensary	Donation for the maintenance of Assets of the dispensary taken over by the Municipality on its taking over the dispensary.	4 per cent. Government Loan 1960-70 ..	1,200	87 10	1,051 8
Joint Honorary Secretaries and Treasurers, George V Anti-Tuberculosis League.	Donation for the maintenance of Assets transferred to the Municipality on its taking over the League.	3½ per cent. Government Paper 1900-1 ..	1,000	Par	} 21,000 0
Mr. Shapurji Sorabji	Donation in connection with the house in Khetwadi given by him for being used as a Maternity Home.	4 " Municipal Debentures due 1954 ..	20,000	"	
		3½ " Government Paper 1854-55 ..	5,000	"	} 10,000 0
		3½ " " " 1879 ..	5,000	"	
Messrs. Little & Co.	Amount representing balance out of the Amount set apart for the purchase of Bai Gowrabai Dispensary Building at Kamathipura.	4 " Loan 1960-70	2,900	88 0	2,552 0
Do.	Donation for meeting charges for repairs, etc., to Bai Gowrabai Dispensary at Kamathipura.	5 " Bonds 1945-55	5,000	Par	5,000 0
		Total ..	70,000		69,803 8
		Grand Total Rs. ..	1,10,200		1,06,779 8

M. R. TAMBE,
Chief Accountant.

H. K. KIRPALANI,
Municipal Commissioner.

Appendix No. 16 C.

Statement showing the amounts of and object for which the endowments held under Endowments Fund were received from different parties upto 31st March 1931.

Name of donor.	Object for which the endowment is given.	Particulars of securities.	Face value.	Rate per cent.	Book value.
<i>Scholarships.</i>					
The Bhawnagar Durbar	" Bhawnagar State Entrance Scholarship " at G. S. M. College.	4 per cent. Government Loan 1960-70	Rs. 5,900	Rs. 88 0	Rs. a. 5,192 0
Dr. N. A. Purandare	" Savitribai Purandare Prize " at K. E. M. Hospital	Do. do.	300	Par.	300 0
Mr. Tulsidas H. Parekh	" Bai Bachubai Thakurdas Parekh Entrance Scholarship " at G. S. M. College.	Do. do.	3,700	88 0	3,256 0
„ Lalji Naranji	" Lalji Naranji Scholarship " at G. S. M. College	Do. do.	4,500	88 0	3,960 0
„ Chaturbhuj Gordhandas Sunderdas..	" Chaturbhuj Gordhandas Sunderdas Scholars' p " and " Bai Gangabai Gordhandas Sunderdas Scholarship " at G. S. M. College.	Do. do.	9,100	88 0	8,008 0
Dr. (Mrs.) Dossibai Jehangir Rattanshaw Dadabhoy, M.D., M.R.C.P. (Lond.)	" Awabai Rattanshaw Dadabhoy Scholarship " at G. S. M. College.	Do. do.	3,900	88 0	3,432 0
Mr. Jehangir Rattanshaw Dadabhoy ..	" Rattanshaw Dadabhoy Scholarship " at G. S. M. College..	3½ per cent. Government Paper 1900-1.. .. .	200	68 4	136 8
The Honorary Staff and Professors of the K. E. M. Hospital and G. S. M. College.	" Bahadurji Memorial Scholarship in Surgery " at G. S. M. College.	4 per cent. Government Loan 1960-70	3,900	88 0	3,432 0
The Trustees of Dr. Choksy's Entertainment Fund.	Donation for endowing a Gold Medal called " Sir Nusserwanji Choksy Memorial Prize Medal " at G. S. M. College.	Do. do	3,900	88 0	3,432 0
H. H. the Maharana Shri Sir Doulatzingji, K.C.I.E., Thakore Saheb of Limbdi.	Donation for awarding a gold medal and a miniature replica of the Challenge Cup.	{ 5 per cent. Tax-free Loan 1945-55	2,000	Par.	2,000 0
		{ 6 per cent. Ten year Bonds 1932	200	Par.	200 0
		{ 4 per cent. Government Loan 1960-70	100	Par.	100 0
		{ 5 per cent. Tax-free Loan 1945-55	1,800	Par.	1,800 0
Dr. Shirwalkar Memorial Fund Com-tee.	" Dr. Shirwalkar General Proficiency Scholarship and Medals " at G. S. M. College.	{ 3½ per cent. Government Paper 1900-1	6,000	Par.	6,000 0
		{ Do. do.	3,000	Par.	3,000 0
		{ 4 per cent. Municipal Debentures	2,000	Par.	2,000 0
Mrs. Dhungavri Rangildas Desai ..	Donation for endowing two prizes of Rs. 20 each to the Nurses of the K. E. M. Hospital.	4 per cent. Bombay Port Trust Bonds 1913	1,000	Par.	1,000 0
Dr. E. Moses	" Mrs. Abigail Elijah Moses Prize " at K. E. M. Hospital ..	3½ per cent. Government Paper	500	Par.	500 0
Messrs. Win and Co., Solicitors, on behalf of the executors of the will of the late Mr. Kassamji Ranchhodji Desai.	" Kassamji Ranchhodji Prize " at K. E. M. Hospital ..	4 per cent. Government Loan 1960-70	9,000	88 0	7,920 0
Total			61,000	..	55,668 8

Appendix No. 16 C—concluded.

Name of donor.	Object for which the endowment is given.	Particulars of securities.	Face value.	Rate	Book value.
			Rs.	per cent.	Rs. a.
Messrs. Ardeshir Hormasji Dinshaw and Co., on behalf of the Advocate-General.	<i>Clothing.</i>				
	Donation for the grant of warm clothing to patients discharged from the K. E. M. Hospital out of interest realised on securities.	3½ per cent. Government Paper 1879	10,000	Par.	10,000 0
		Do. do. 1900-1	18,600	Par.	18,600 0
		4 per cent. Government Loan 1960-70	8,000	88 0	7,040 0
		Do. do.	4,800	87 10	4,206 0
		Do. do.	2,000	76 5	1,526 4
	Total	43,400	..	41,372 4	
M. Mansukhlal Chaganlal	<i>Poor Box Charity.</i>				
	Donation towards the Poor Box Charity Fund at K. E. M. Hospital.	4 per cent. Government Loan 1960-70	5,700	88 12	5,058 12
	Do. do.	5,800	88 0	5,104 0
	Balance out of the donations received during the Influenza Epidemic invested in Securities, the interest being utilised for augmenting the Poor Box Charity Fund (Corporation Resolution No. 13650 of 12th March 1928).				
The Estate Agent Bombay Improvement Trust on behalf of the staff.	Donation towards the Poor Box Charity Fund	Do. do.	200	88 0	176 0
		Total	11,700	..	10,338 12
		Grand Total	1,16,100	.	1,07,379 8

M. R. TAMBE,
Chief Accountant.

H. K. KIRPALANI,
Municipal Commissioner.

Statement showing the quantity and value of several articles upon which Town Duty was levied

Duty collected by	Grain and pulse at 6 annas per candy.			Flours of all sorts at 75 per cent. of the rate at the time being levied on the grain from which the flour is prepared.			Wines and Sprits at 4 annas per gallon.		
	Candies.	Furras.	Amount of Duty.	Candies.	Furras.	Amount of Duty.	Gallons.	Pints.	Amount of Duty.
I. BOMBAY PORT TRUST.			Rs. a. p.			Rs. a. p.			Rs. a. p.
Months.									
April 1930	1,02,260	3	38,347 10 3	1,236	3 $\frac{1}{2}$	347 12 0	29,994	1	7,498 8 6
May "	1,17,209	3 $\frac{1}{2}$	43,953 8 9	1,106	3 $\frac{1}{2}$	311 3 0	30,838	3	7,709 9 6
June "	1,14,774	2 $\frac{1}{2}$	43,040 6 0	1,599	4 $\frac{1}{2}$	449 14 0	16,574	1 $\frac{1}{2}$	4,143 8 9
July "	1,17,475	2 $\frac{1}{2}$	44,053 4 0	1,155	2 $\frac{1}{2}$	324 15 0	22,290	6	5,572 11 0
August "	64,051	6 $\frac{1}{2}$	24,019 7 0	1,404	..	394 14 0	17,877	6	4,469 7 0
September "	94,214	4 $\frac{1}{2}$	35,330 7 4	1,200	1 $\frac{1}{2}$	337 9 0	18,414	4 $\frac{1}{2}$	4,603 10 3
October "	63,861	3 $\frac{1}{2}$	23,948 0 9	936	3 $\frac{1}{2}$	263 6 0	25,836	5 $\frac{1}{2}$	6,459 2 9
November "	94,970	3 $\frac{1}{2}$	35,613 14 6	624	..	175 8 0	24,401	6	6,100 7 0
December "	88,962	1 $\frac{1}{2}$	33,360 12 3	2,063	2 $\frac{1}{2}$	580 5 0	39,426	2	9,856 9 0
January 1931	1,16,726	5	43,772 7 9	2,047	6 $\frac{1}{2}$	575 15 0	51,873	1 $\frac{1}{2}$	12,968 4 3
February "	1,56,057	..	58,521 6 0	1,614	7 $\frac{1}{2}$	454 3 0	39,723	1	9,930 12 6
March "	1,86,756	1 $\frac{1}{2}$	70,033 8 6	1,523	6 $\frac{1}{2}$	428 9 0	22,830	2 $\frac{1}{2}$	5,707 9 1
Total	13,17,319	4 $\frac{1}{2}$	4,93,994 13 1	16,512	1 $\frac{1}{2}$	4,644 1 0	3,40,080	7 $\frac{1}{2}$	85,020 3 7
II. G. I. P. RAILWAY.									
April 1930	83,304	..	31,239 0 0	28,523	4 $\frac{1}{2}$	7,130 14 5
May "	54,718	6 $\frac{1}{2}$	20,519 9 0	58	..	14 8 0
June "	38,529	1 $\frac{1}{2}$	14,448 7 0	42,433	6 $\frac{1}{2}$	10,608 7 2
July "	18,062	5 $\frac{1}{2}$	6,773 8 0	32,888	2 $\frac{1}{2}$	8,222 1 2
August "	26,285	..	9,856 14 0	835	4 $\frac{1}{2}$	235 0 0	37,247	4 $\frac{1}{2}$	9,311 14 2
September "	32,164	1 $\frac{1}{2}$	12,061 9 0	33	2 $\frac{1}{2}$	9 6 0	30,115	3 $\frac{1}{2}$	7,528 13 7
October "	30,071	4	11,276 13 0	24,976	4 $\frac{1}{2}$	6,244 2 5
November "	50,963	2 $\frac{1}{2}$	19,111 4 0	168	..	47 4 0	37,712	6 $\frac{1}{2}$	9,428 3 2
December "	32,979	2 $\frac{1}{2}$	12,367 4 0	66	5 $\frac{1}{2}$	18 12 0	47,536	6 $\frac{1}{2}$	11,884 3 2
January 1931	52,838	1 $\frac{1}{2}$	19,814 5 0	1,503	..	422 12 0	19,116	4 $\frac{1}{2}$	4,779 2 5
February "	43,151	6	16,181 14 6	1,100	..	309 6 0	20,261	3 $\frac{1}{2}$	5,065 5 9
March "	58,619	..	21,982 2 0	1	4 $\frac{1}{2}$	0 7 0	33,496	1 $\frac{1}{2}$	8,374 0 9
Total	5,21,686	7 $\frac{1}{2}$	1,95,632 9 6	3,708	1 $\frac{1}{2}$	1,042.15 0	3,54,367	1 $\frac{1}{2}$	88,591 12 2
III. B. B. & C. I. RAILWAY.									
April 1930	13,542	6 $\frac{1}{2}$	5,078 9 0	1,196	..	299 0 0
May "	22,765	6 $\frac{1}{2}$	8,537 3 0	1,010	..	252 8 0
June "	15,334	1 $\frac{1}{2}$	5,750 5 0	470	..	117 8 0
July "	9,448	6 $\frac{1}{2}$	3,543 5 0	750	..	187 8 0
August "	7,091	1 $\frac{1}{2}$	2,659 3 0	596	4	149 2 0
September "	10,504	6 $\frac{1}{2}$	3,939 5 0	1,076	..	269 0 0
October "	19,709	1 $\frac{1}{2}$	7,390 15 0	1,402	..	350 8 0
November "	17,391	6 $\frac{1}{2}$	6,521 15 0	737	..	184 4 0
December "	12,981	1 $\frac{1}{2}$	4,867 14 6	1,070	..	267 8 0
January 1931	11,924	..	4,471 8 0	696	..	174 0 0
February "	10,563	6 $\frac{1}{2}$	3,961 7 0	1,062	6	265 11 0
March "	8,385	4 $\frac{1}{2}$	3,144 9 8	1,847	..	461 12 0
Total	1,59,643	1 $\frac{1}{2}$	59,866 3 2	11,913	2	2,978 5 0
GRAND TOTAL ..	19,98,649	5	7,49,493 9 9	- 20,220	3$\frac{1}{2}$	5,687 0 0	7,06,361	1$\frac{1}{2}$	1,76,590 4 9
Less— Refund passed by the Town Duty Refund Officer	8,14,934	6 $\frac{1}{2}$	3,05,600 9 0	-1,25,601	1 $\frac{1}{2}$	-35,325 5 0	53,600	6	13,400 3 0
Net Revenue ..	11,83,714	6$\frac{1}{2}$	4,43,893 0 9	-1,05,380	5$\frac{1}{2}$	-29,638 5 0	6,52,760	3$\frac{1}{2}$	1,63,190 1 9

Commission, etc., Charges on General Town Duty Collected by—

	Bombay Port Trust.	G. I. P. Railway.	B. B. & C. I. Railway.	Grand Total.
	Rs. a. p.	Rs. a. p.	Rs. a. p.	Rs. a. p.
April 1930	6,215 1 2	708 1 8	463 10 0	7,386 12 10
May "	7,931 4 10	1,365 4 4	433 8 4	9,730 1 6
June "	4,099 4 5	606 3 1	443 14 0	5,149 5 6
July "	2,744 5 2	755 8 7	939 8 0	4,439 5 9
August "	6,278 8 9	551 5 7	480 10 0	7,310 8 4
September "	2,506 10 5	829 8 1	311 10 0	3,647 12 6
October "	4,420 13 2	743 14 5	..	5,164 11 7
November "	8,568 13 11	662 3 10	362 8 0	9,593 9 9
December "	5,851 11 3	978 3 0	478 9 6	7,308 7 9
January 1931	6,029 9 0	1,185 6 3	424 11 11	7,639 11 2
February "	5,125 11 5	1,026 11 9	489 5 4	6,641 12 6
March "	13,633 9 3	910 4 8	1,032 9 1	15,576 7 0
Total	73,405 6 9	10,322 11 3	5,860 8 2	89,588 10 2

during 1930-31 under Section 192 (1) of the City of Bombay Municipal Act of 1888.

Beer at 6 pies per gallon.			Sugar at 8 annas per cwt.		Ghee at 10 annas per Bombay Maund.			Timber at 2½ per cent. on Market Value.		Firewood at 2 annas per candy.			Total Monthly collections.
Gallons.	Pints.	Amount of Duty.	Cwts. qrs. lbs.	Amount of Duty.	Maunds.	Seers.	Amount of Duty.	Value.	Amount of Duty.	Candies.	Maunds	Amount of Duty.	
		Rs. a. p.		Rs. a. p.			Rs. a. p.	Rs. a. p.	Rs. a. p.			Rs. a. p.	Rs. a. p.
1,03,682	..	3,240 1 0	3,51,215 3 21	1,75,607 15 6	17,957	26	11,223 8 6	5,72,318 5 4	14,307 15 4	22,798	14	2,840 13 0	2,53,423 4 1
1,11,372	..	3,480 6 0	1,05,621 0 17½	52,810 9 3	19,102	12	11,938 15 0	6,17,547 1 4	15,438 10 10	11,852	14	1,481 9 0	1,37,124 7 4
1,35,482	..	4,233 13 0	55,974 2 17½	27,987 5 3	1,933	14	1,208 5 6	4,13,386 4 0	10,334 10 6	150	14	18 13 0	91,416 12 0
86,294	..	2,696 11 0	2,83,396 0 14	1,41,698 1 0	4,482	5	2,801 5 3	4,91,672 1 4	10,041 12 10	15	..	1 14 0	2,07,190 10 1
1,21,874	..	3,808 9 0	72,617 0 3½	36,308 8 3	6,844	15	4,277 11 9	5,11,978 12 0	12,799 7 6	51	14	6 7 0	86,084 7 6
89,968	..	2,811 8 0	2,01,646 0 17½	1,00,823 1 3	17,241	31	10,776 1 9	3,73,470 10 0	9,336 12 3	960	14	120 1 0	1,64,139 2 10
1,03,080	..	3,221 4 0	4,01,471 0 17½	2,00,735 9 3	16,595	19	10,372 2 9	8,41,865 10 0	21,046 10 3	10,995	..	1,374 6 0	2,67,429 9 9
1,12,174	..	3,505 7 0	3,03,189 0 14	1,51,594 9 0	16,421	10	10,263 4 6	5,16,845 3 4	12,921 2 1	21,831	14	2,728 15 0	2,22,903 3 1
1,23,394	..	3,856 1 0	2,08,566 1 21	1,04,283 3 6	18,952	37	11,845 9 3	5,56,596 10 8	13,914 14 8	24,758	..	3,094 12 0	1,80,792 2 8
1,91,688	..	5,990 4 0	1,44,045 2 0	72,022 12 0	20,010	39	12,506 13 9	6,29,787 11 4	15,744 11 1	27,713	14	3,464 3 0	1,87,045 6 10
1,25,082	..	3,908 13 0	7,96,547 0 7	3,98,273 8 6	14,855	16	9,284 10 0	6,24,672 4 8	15,616 12 11	24,901	14	3,112 11 0	4,99,102 12 11
73,436	..	2,294 14 0	2,54,152 1 24½	1,27,076 3 0	9,856	2	6,160 0 6	6,06,731 10 8	15,168 4 8	27,478	14	3,434 13 0	2,30,303 14 6
13,77,526	..	43,047 11 0	31,78,442 3 7	15,89,221 6 6	1,64,253	26	1,02,658 8 6	66,66,872 4 8	1,66,671 12 11	1,73,506	14	21,688 5 0	25,06,946 13 7
..	9,361 1 0	4,680 10 0	1,144	13	715 3 3	153	..	19 2 0	43,784 13 8
6	..	0 3 0	6,245 3 0	3,122 14 0	1,241	36	776 3 0	1,100 0 0	27 8 0	279	..	34 14 0	24,495 11 0
1,090	..	34 1 0	4,419 0 0	2,209 8 0	1,085	30	678 9 6	293	..	36 10 0	28,015 10 8
..	6,832 3 14	3,416 7 0	1,322	12	826 7 0	125 0 0	3 2 0	192	..	24 0 0	19,265 0 2
..	10,317 2 14	5,158 13 0	1,056	32	660 8 0	250 0 0	6 4 0	85	..	10 10 0	25,239 15 2
..	7,029 3 14	3,514 15 0	1,045	..	653 2 2	5,602 8 0	140 1 0	23,907 14 9
160	..	5 0 0	12,169 3 14	6,084 15 0	2,405	37	1,503 11 3	595 0 0	14 14 0	25,129 7 8
148	..	4 10 0	7,650 1 0	3,825 2 0	2,132	15	1,332 11 9	3,717 8 0	92 15 0	159	..	19 14 0	33,861 15 11
242	..	7 9 0	12,619 2 0	6,309 12 0	1,414	38	884 5 6	6,525 0 0	163 2 0	53	..	6 10 0	31,641 9 8
146	..	4 9 0	13,928 1 0	6,964 2 0	2,325	31	1,453 9 9	952 8 0	23 13 0	2,616	..	327 0 0	33,789 5 2
412	..	12 14 0	12,778 3 0	6,389 6 0	4,864	32½	3,040 8 1	1,552 8 0	38 13 0	1641	..	205 2 0	31,243 5 4
90	..	2 13 0	11,690 1 14	5,845 3 0	6,057	7	3,785 11 9	745 0 0	18 10 0	697	..	87 2 0	40,096 1 0
2,294	..	71 11 0	1,15,043 1 14	57,521 11 0	26,097	4	16,310 11 0	21,165 0 0	529 2 0	6,168	..	771 0 0	3,60,471 7 8
..	112 2 14	56 5 0	11,655	36	7,284 15 0	8,925 0 0	223 2 0	13,747	..	1,718 6 0	14,060 5 0
32	..	1 0 0	53 2 0	26 12 0	9,282	20	5,801 9 0	6,000 0 0	150 0 0	14,002	..	1,750 4 0	16,519 4 0
..	18 3 14	9 7 0	11,080	16	6,925 4 0	6,000 0 0	165 0 0	14,853	..	1,856 10 0	14,824 2 0
..	24 3 0	12 6 0	17,444	..	10,902 8 0	1,325 0 0	33 2 0	10,874	..	1,359 4 0	16,038 1 0
4	..	0 2 0	99 0 14	49 9 0	9,192	8	5,745 2 0	1,900 0 0	47 8 0	13,714	..	1,714 4 0	10,364 14 0
..	25 3 0	12 14 0	10,098	..	6,311 4 0	5,400 0 0	135 0 0	13,767	..	1,720 14 0	12,388 5 0
..	6 2 14	3 5 0	9,844	20	6,152 13 0	1,300 0 0	32 8 0	11,926	..	1,490 12 0	15,420 13 0
..	58 3 0	29 6 0	10,129	12	6,330 13 0	900 0 0	22 8 0	10,883	..	1,300 6 0	14,440 4 0
..	21 3 0	10 14 0	15,937	32	9,961 2 0	5,850 0 0	146 4 0	14,759	..	1,844 14 0	17,098 8 6
..	52 3 0	26 6 0	13,440	12	8,400 3 0	6,225 0 0	155 10 0	19,271	..	2,408 14 0	15,636 9 0
..	61 0 0	30 8 0	19,261	8	12,038 4 0	3,250 0 0	81 4 0	13,360	..	1,670 0 0	18,047 2 0
..	41 1 0	20 10 0	20,635	16	12,897 2 0	5,650 0 0	141 4 0	11,341	..	1,417 10 0	18,082 15 8
36	..	1 2 0	576 3 0	288 6 0	1,58,001	20	98,750 15 0	53,325 0 0	1,333 2 0	1,62,497	..	20,312 2 0	1,83,530 3 2
13,70,856	..	43,120 8 0	32,94,062 3 21	16,47,031 7 6	3,48,352	10	2,17,720 2 6	67,41,362 4 8	1,68,534 0 11	3,42,171	14	42,771 7 0	30,50,948 8 5
4,36,696	..	13,646 12 0	17,45,575 3 0	8,72,787 14 0	16,679	24	10,424 12 0	14,61,142 8 0	36,528 9 0	12,87,714 0 0
9,43,160	..	29,473 12 0	15,48,487 0 21	7,74,243 9 6	3,31,672	26	2,07,295 6 6	52,80,219 12 8	1,32,005 7 11	3,42,171	14	42,771 7 0	17,63,234 8 5

Total Collection of Town Duty for 1930-31:—	Rs. a. p.	Rs. a. p.	Rs. a. p.
..	30,50,948 8 5
Add—			
Outstanding balances on 31st March 1930 due by			
Port Trust	13,613 15 0		
G. I. P. Railway	17,822 15 4		
B. B. & C. I. Railway	535 7 0		
			31,972 5 4
Deduct—			30,82,920 13 9
Outstanding balances on 31st March 1931 due by			
Port Trust	4,083 14 6		
G. I. P. Railway	*34,204 10 8		
B. B. & C. I. Railway	31 1 10		
			38,319 11 0
Total amount of commission &c. charges for the Collection of Town Duty deducted at the source		89,588 10 2	
Refunds paid in 1930-31		13,16,044 6 0	
			14,43,952 11 2
Total Rs. ..			16,38,968 2 7

* Outstanding balance as per Cash Account Statement	27,117 14 8
Add—	
Collection for March 1931 received in 1931-32	7,086 12 0
	34,204 10 8

Appendix

Statement showing Town Duty collected on Cotton and Commission, etc., charges paid

Town Duty } on Cotton } collected by	Bombay Port Trust.		G. I. P. Rly.		B. B. & C. I. Rly.	
	No. of Bales.	Amount of Cotton Duty.	No. of Bales.	Amount of Cotton Duty.	No. of Bales.	Amount of Cotton Duty.
		Rs. a. p.		Rs. a. p.		Rs. a. p.
April 1930	38,736	88,786 0 0	2,20,982	2,20,982 0 0	81,841	81,841 0 0
May "	66,273	66,273 0 0	1,21,107	1,21,107 0 0	33,236	33,236 0 0
June "	49,186	49,186 0 0	59,477	59,477 0 0	15,284	15,284 0 0
July "	18,252	18,252 0 0	19,331	19,331 0 0	4,758	4,758 0 0
August "	9,686	9,686 0 0	12,178	12,178 0 0	7,372	7,372 0 0
September "	13,494	13,494 0 0	28,932	28,932 0 0	7,134	7,134 0 0
October "	9,617	9,617 0 0	42,081	42,081 0 0	15,642	15,642 0 0
November "	10,622	10,622 0 0	1,34,197	1,34,197 0 0	47,416	47,416 0 0
December "	26,393	26,393 0 0	3,91,524	3,91,524 0 0	1,08,286	1,08,286 0 0
January 1931	36,141	36,141 0 0	4,51,005	4,51,005 0 0	1,09,294	1,09,294 0 0
February "	37,059	37,059 0 0	3,49,817	3,49,817 0 0	1,21,935	1,21,935 0 0
March "	40,572	40,572 0 0	1,60,348	1,60,348 0 0	1,11,407	1,11,407 0 0
Total	3,55,981	3,55,981 0 0	19,90,977	19,90,977 0 0	6,63,655	6,63,655 0 0

Commission, etc., charges on Cotton Duty collected by :-

Months,	Bombay Port Trust.	G. I. P. Rly.	B. B. & C. I. Rly.	Sundries.	Grand Total.
	Rs. a. p.	Rs. a. p.	Rs. a. p.	Rs. a. p.	Rs. a. p.
April 1930	549 4 10	5,816 6 10	5,114 10 9	11,480 6 5
May "	1,081 11 10	6,440 15 7	6,156 13 10	13,679 9 8
June "	1,931 9 9	2,376 11 7	3,113 9 0	7,421 14 4
July "	1,607 10 3	1,864 8 1	1,489 12 0	4,961 14 4
August "	570 0 0	499 11 9	181 3 0	1,250 14 9
September "	262 1 9	476 4 0	738 5 9
October "	414 14 11	892 3 7	196 14 0	1,504 0 6
November "	303 12 0	1,174 4 2	209 11 0	1,687 11 2
December "	307 6 7	4,302 5 8	471 9 1	5,081 5 4
January 1931	749 4 0	15,027 12 11	3,175 11 9	18,952 12 8
February "	1,119 4 10	14,119 2 9	767 10 3	16,006 1 10
March "	1,106 9 3	8,031 11 6	7,321 13 3	16,460 2 0
Total ..	10,003 10 0	61,022 2 5	28,199 5 11	99,225 2 4

M. R. TAMBE,
Chief Accountant.

No. 18.

for the year 1930-31

Sundries.	Grand Total.				
Rs. a. p.	Rs. a. p.			Rs. a. p.	Rs. a. p.
		Total collection of Cotton Duty for 1930-31.			31,10,631 8 0
.....	3,41,559 0 0	<i>Add—</i>			
.....	2,20,616 0 0	Outstanding balances on 31st March 1930 due by—			
.....	1,23,897 0 0	Port Trust	Rs. a. p.		
.....	42,341 0 0	G. I. P. Railway	696 0 0		
.....	29,234 0 0	B. B. & C. I. Railway	1,45,551 0 0		
.....	49,560 0 0		24,280 0 0		
7 12 0	67,347 12 0			1,76,527 0 0	
.....	1,92,235 0 0	<i>Deduct—</i>			
1 9 0	5,26,204 9 0	Outstanding balances on 31st March 1931 due by—			
3 1 0	5,96,443 1 0	Port Trust	Rs. a. p.	Rs. a. p.	
1 8 0	5,08,862 8 0	G. I. P. Railway	2,155 0 0		
4 10 0	3,12,331 10 0	B. B. & C. I. Railway	*1,02,456 0 0		
18 8 0	30,10,631 8 0		25,077 0 0	1,29,688 0 0	
		Total amount of commission, etc., charges for the collection of Cotton Duty recovered during 1930-31		90,225 2 4	
		Cotton duty refunded to Messrs. Lionel Edward, Ltd., Agents, Hansa Steam Navigation Co. in respect of 607 bales of cotton destroyed by fire and damaged by sea water		311 11 0	
				2,29,224 13 4	
		Total recoveries on account of Cotton Duty as per Machine Ledger		29,51,933 10 8	
		<i>Deduct—</i>			
		Total debit as per Machine Ledger		29,73,400 14 10	
				21,467 4 2	
		Total Rs.		29,51,933 10 8	
		Outstanding balance as per cash A/c Statement of G. I. P. Ry.	Rs. a. p.		
			74,639 0 0		
		<i>Add—</i>			
		Collection for March 1931 received in 1931-32	27,817 0 0		
			1,02,456 0 0		

	Rs. a. p.		Rs. a. p.
Government share paid during 1930-31	14,66,297 13 3		29,51,933 10 8
Government share for March 1931 paid in April 1931	2,20,000 0 0		7) 1,18,07,734 10 8
Government share held in Suspense Account pending remittance on final closing of Accounts for 1930-31	521 6 7		16,86,819 3 10
		Total Rs.	12,65,114 6 10
			29,51,933 10 8
		Govt. share	
		Munl. share	
		Appendix No. 3.	
	16,86,819 3 10	Govt. share.	

H. K. KIRPALANI,
Municipal Commissioner.

Appendix

Income of the Bombay Municipality from the year 1865

TAXATION PROPER.

Year.	Gross Valuation.	House Rate.	Police Rate.	Lighting Rate.	Wheel Tax and Tolls.	Licenses for trades, Land Conveyances, Music, etc.	Town Duties.	Cotton Duty	Liquor Licenses.	Tobacco Licenses.
	Rs.	Rs.	Rs.	Rs.	Rs.	Rs.	Rs.		Rs.	Rs.
1865	1,30,14,655	10,57,379	2,32,098	7,023	5,04,789		1,45,873	..
1866	1,48,94,893	7,18,004	2,93,683	98,417	3,13,330	2,72,665	5,132		46,924	1,20,390
1867	1,63,09,535	9,34,068	4,11,040	1,82,849	2,38,178	2,05,536		1,04,308	1,18,426
1868	1,47,49,075	9,20,547	3,75,607	2,46,071	2,68,514	2,08,820		1,20,566	1,36,762
1869	1,39,41,360	7,99,306	2,59,688	2,48,466	2,57,574	1,60,361	3,03,298		2,42,077	1,51,178
1870	1,36,20,885	7,32,783	2,37,643	1,46,994	2,50,561	28,147	5,94,989		1,23,892	1,39,880
1871	1,34,26,845	6,75,480	2,30,409	2,30,256	2,03,521	7,655	4,51,496		1,15,170	1,28,046
1872	1,29,38,510	7,09,982	2,41,774	2,41,348	2,04,097	5,862	4,67,638		89,914	1,47,684
1873	1,26,71,816	7,01,013	2,37,282	2,37,090	2,16,063	87	4,46,924		2,79,074	1,46,792
1874	1,19,66,390	5,94,814	2,29,102	2,27,535	2,48,217	3,908	4,85,649		1,24,507	1,47,779
1875	1,15,65,066	5,52,738	2,20,569	2,16,632	2,43,274	501	6,72,987		1,58,980	1,45,936
1876	1,12,78,710	5,73,658	2,17,684	2,13,094	2,38,487	2,113	6,36,147		1,41,723	1,48,366
1877	1,14,77,690	5,47,541	2,20,361	2,14,670	2,44,369	1,948	7,51,019		85,697	1,49,562
		Consolidated Rate.								
1878	1,15,37,118	9,35,024	2,14,660	6,95,006		1,60,565	1,52,239
1879	1,14,98,417	10,52,773	2,25,669	3,563	5,33,617		1,42,760	1,65,029
1880	1,17,82,525	8,99,634	2,31,925	846	6,57,784		1,43,760	1,61,127
1881	1,17,14,470	@8%	10,58,810	2,31,866	1,502	6,37,482		1,43,760	1,61,625
		For 15 months, i.e., from 1st January 1883 to 31st March 1883, the calendar year								
1882-83	25,80,288	12,34,975	4,12,027	8,17,199		1,43,760	2,06,014
1883-84	1,45,64,507	@8%	9,33,538	2,65,227	3,417	6,67,113		1,79,687	1,74,306
1884-85	1,53,82,744	Do.	11,80,307	3,09,352	4,305	7,73,481		1,43,760	1,72,622
1885-86	2,00,23,222	Do.	14,61,305	3,32,185	4,525	6,79,298		1,43,760	1,79,177
1886-87	2,16,27,230	@8%	14,88,867	3,19,561	3,913	10,12,152		1,43,760	1,80,250
1887-88	2,27,92,346	@8%	14,07,013	3,36,998	4,050	9,95,780		1,43,760	1,84,168
1888-89	2,39,51,043	Do.	14,66,024	3,14,371	45,471	7,25,897		1,43,760	1,91,297
1889-90	2,73,64,359	Do.	15,62,509	3,25,616	52,792	6,67,065		1,43,760	1,90,932
1890-91	2,82,27,355	Do.	15,64,932	3,56,648	60,451	9,72,520		1,43,760	1,80,284
1891-92	2,85,80,023	Do.	17,55,081	3,42,973	75,101	8,40,322		1,43,760	1,86,151
1892-93	2,84,03,882	Do.	17,73,401	3,44,905	79,376	9,73,928		1,43,760	1,86,703
1893-94	2,89,79,738	Do.	17,49,321	3,51,174	85,817	8,97,286		1,43,760	1,86,329
1894-95	2,76,13,741	Do.	17,49,385	3,56,082	95,137	8,88,542		1,43,760	2,04,344
1895-96	2,92,66,891	Do.	17,67,000	3,65,926	96,385	8,10,951		1,43,760	2,17,475
1896-97	2,89,27,618	Do.	17,48,839	2,46,681	74,085	6,45,144		1,43,760	1,82,867
1897-98	2,94,82,805	Do.	19,35,325	3,46,838	58,663	9,51,424		1,43,760	1,89,323
1898-99	2,98,43,636	@9%	21,06,995	3,39,197	87,764	11,17,161		1,43,760	2,08,544
1899-1900	3,05,17,091	@12%	22,74,389	3,02,748	90,346	15,94,721		1,43,760	2,21,388
1900-1901	3,13,75,106	Do.	22,94,971	3,21,366	94,702	11,31,371		1,43,760	2,16,989
1901-02	3,18,11,626	@10%	25,72,001	3,40,747	1,273	8,62,123		1,43,760	2,33,066
1902-03	3,18,91,400	Do.	25,81,510	3,21,013	1,02,070	12,19,346		1,43,760	2,44,092
1903-04	2,44,49,599	Do.	27,64,974	3,28,070	1,02,611	11,58,973		1,43,760	2,40,064
1904-05	2,54,16,981	Do.	30,26,572	4,19,587	1,13,772	14,16,948		1,43,760	2,60,744

No. 19.

to close of the financial year 1930-31.

	Contribution from Insurance Companies or Fire Tax.	Total Taxation Proper.	SERVICES RENDERED.		Total services rendered.	MISCELLANEOUS.		Total Income.	Year.	Population by Census.	Incidence of taxation per head of population.	Five years' average annual income.	
			Halalkhore Tax.	Water Tax.		Government contribution for Police and City Improvement Trust.	Returns from Property and Miscellaneous.						
....	Rs.	Rs.	Rs.	Rs.	Rs.	Rs.	Rs.	Rs.			lts. a. p.	Rs.	
....	19,42,762	1,78,719	1,78,719	2,42,806	23,85,787	1865	216,562	2 9 6	} 31,12,976	
....	18,36,545	1,92,852	6,49,121	8,41,973	2,05,154	29,14,672	1866	3 5 1		
....	22,44,805	1,48,824	3,73,006	5,18,830	1,80,000	1,26,789	30,40,524	1867	3 6 1		
....	22,76,927	3,91,454	4,98,377	6,89,831	2,60,129	4,25,787	38,52,674	1868	3 14 0		
....	24,16,773	2,30,582	3,62,998	5,82,560	1,09,882	2,71,011	33,93,236	1869	3 11 0		
....	28,44,659	2,18,197	3,66,986	5,80,183	1,09,882	2,73,025	43,07,749	1870	3 9 3		
....	30,44,042	1,99,986	3,57,578	5,57,554	2,69,554	28,71,160	1871	3 2 11		
....	30,78,240	2,17,071	4,07,895	6,24,906	3,45,183	35,48,321	1872	644,405	4 8 1		} 31,06,534
....	20,66,275	2,00,590	4,00,689	6,01,229	4,56,604	38,24,108	1873	4 7 9		
....	16,519	20,78,030	1,92,235	3,63,087	5,55,322	3,37,980	29,81,322	1874	4 1 4		
....	14,355	22,38,085	1,94,215	3,00,213	4,94,427	90,000	3,31,014	31,48,526	1875	4 3 7		
....	18,922	21,84,986	2,04,077	3,08,377	5,13,454	90,000	3,50,268	31,77,728	1876	4 2 11		
....	19,164	22,84,031	2,01,209	3,11,823	5,13,122	90,000	4,04,299	32,41,452	1877	4 4 2		
....	22,573	21,79,988	1,95,989	2,92,780	4,88,160	90,000	3,87,025	31,45,153	1878	4 2 2		
....	20,761	21,45,062	2,42,015	3,64,798	7,1,813	90,000	5,09,299	33,41,174	1879	4 4 0		
....	23,911	21,18,977	2,08,047	3,90,703	5,93,790	75,000	4,64,173	32,51,870	1880	4 6 4		
....	24,059	22,59,094	2,81,805	5,21,819	8,05,624	50,000	7,57,976	38,73,694	1881	773,196	5 15 5	} 39,57,818	
....	32,000	28,48,983	3,29,916	6,70,677	1,99,593	91,125	6,73,575	46,19,940	1882-83	4 18 6		
....	24,708	22,87,996	2,48,537	5,47,647	7,91,704	88,672	5,72,400	37,97,272	1883-84	3 13 8		
....	25,517	25,83,967	2,89,516	5,96,139	9,85,739	90,000	6,54,162	42,13,898	1884-85	4 7 9		
....	29,914	28,30,149	3,16,787	6,65,370	9,82,157	90,000	5,71,367	44,78,978	1885-86	4 14 10		
....	29,778	31,88,299	3,18,680	7,74,861	10,92,381	6,90,214	49,01,814	1886-87	5 2 7		
(a) Fire tax	7,857	31,10,581	3,72,158	8,83,724	12,66,932	7,99,967	51,66,530	1887-88	6 10 4		} 49,70,136
@ 1/2%	34,708	29,21,718	3,90,039	9,63,804	13,53,843	6,90,632	49,66,193	1888-89	6 8 5		
....	(a) 79,187	30,41,841	4,73,919	11,23,006	15,96,925	7,03,103	53,42,169	1889-90	5 18 11		
@ 1/2%	1,35,343	34,10,930	5,37,222	11,49,198	16,76,430	(a) 10,78,551	61,63,801	1900-91	6 9 8		
Do.	1,64,263	45,07,542	5,55,877	11,81,429	17,87,308	9,68,335	62,33,183	1891-92	821,764	6 6 1		
Do.	1,65,838	36,68,001	6,22,200	14,07,081	20,29,281	9,75,661	66,72,948	1892-93	6 14 11	} 64,74,919	
@ 1/2%	1,10,504	36,24,859	5,82,026	13,88,938	18,68,864	(b) 13,09,189	67,62,605	1893-94	6 8 0		
Do.	1,09,325	35,47,569	6,81,537	13,88,265	20,80,822	3,91,981	65,59,372	1894-95	6 13 4		
Do.	1,10,437	36,11,373	6,57,812	14,42,895	21,00,707	(c) 10,49,630	67,61,710	1895-96	6 16 2		
Do.	1,09,139	31,47,494	6,88,486	13,98,410	20,86,896	9,74,589	69,08,978	1896-97	6 8 10		
Do.	1,20,961	37,76,284	7,85,485	13,29,832	20,65,337	(d) 13,03,939	71,45,560	1897-98	7 1 8	} 72,21,595	
Do.	1,17,210	41,30,620	7,13,132	15,60,970	22,14,092	8,27,199	71,61,911	1908-99	7 11 4		
Do.	1,91,127	53,47,419	7,25,264	17,72,967	24,98,231	9,84,167	83,29,817	1899-1900	5 8 9		
Do.	1,30,647	49,34,736	7,14,440	17,35,695	24,80,075	10,28,037	84,02,848	1900-01	8 15 7		
Do.	1,37,470	43,71,989	7,88,439	15,47,120	23,35,559	10,69,181	77,60,729	1901-02	776,096	8 10 3		
Do.	1,29,049	47,90,830	7,95,984	15,13,975	23,09,960	10,74,899	91,75,688	1902-03	9 2 4	} 84,32,800	
Do.	1,38,163	49,59,505	8,10,010	16,71,866	23,83,176	11,40,944	84,82,625	1903-04	9 7 4		
Do.	1,81,302	55,32,870	8,75,194	17,11,453	25,89,847	12,33,794	93,36,111	1904-05	10 7 3		

(a) Includes Rs. 2,32,544 for arrears recoveries for work done.
 (b) Rs. 4,58,699 adjusted on account of premia on loans.

(c) Includes premia of Rs. 97,749 on loan raised.
 (d) Includes rebate of Plague expenses amounting to Rs. 4,37,051.

Appendix

TAXATION PROPER.										
Year.	Gross Valuation.	House Rate.	Police Rate.	Lighting Rate.	Wheel Tax and Tolls.	Licenses for trades, Law Conveyances, Music, etc.	Town Duties.	Cotton Duty.	Liquor Licences.	Tobacco Licences.
	Rs.	Rs. Consolidated Rate	Rs.	Rs.	Rs.	Rs.	Rs.		Rs.	Rs.
1905-06	3,81,90,177	@8½%	27,55,778	4,48,343	98,923	11,68,460		1,43,750	2,72,770
1906-07	4,14,48,901	Do.	30,58,345	4,42,749	1,09,321	13,34,074		1,43,750	2,65,828
1907-08	4,42,79,940	@8%	29,74,517	4,29,892	1,06,364	13,90,203		1,43,750	2,80,355
1908-09	4,68,75,766	Do.	31,47,349	4,79,857	1,19,278	12,96,320		1,43,750	2,78,300
1909-10	4,94,44,987	Do.	33,06,916	5,01,553	97,764	14,23,491		1,43,750	2,80,614
1910-11	5,20,51,478	@9½%	43,81,660	4,72,198	99,314	16,36,660		1,43,750	2,99,907
1911-12	5,36,02,464	@10½%	47,42,698	4,69,487	1,13,777	12,47,097	Levied for the first time from 1st January 1921.	1,43,750	2,78,898
1912-13	5,61,71,773	Do.	47,18,888	5,23,522	1,21,778	17,49,131		1,43,750	2,86,536
1913-14	5,79,47,468	Do.	48,41,022	5,61,500	1,29,771	17,30,637		1,43,750	2,91,288
1914-15	5,98,41,390	@9½%	48,49,481	5,19,818	1,27,840	9,82,310		1,43,750	2,92,086
1915-16	6,24,16,191	Do.	52,31,397	5,18,778	1,27,687	20,19,097		1,43,750	3,04,844
1916-17	6,54,12,855	Do.	52,16,439	5,61,416	1,31,072	18,70,336		1,43,750	3,52,877
1917-18	6,80,28,001	Do.	54,75,364	5,86,976	1,58,940	20,40,308		1,43,750	3,71,391
1918-19	8,29,75,130	Do.	72,19,049	6,04,640	1,53,340	19,54,588		1,43,750	3,88,009
1919-20	8,58,18,734	Do.	74,65,411	6,11,812	1,66,516	21,09,440		1,43,750	4,16,361
1920-21	9,32,34,165	Do.	74,89,798	7,25,765	1,66,785	21,19,082	77,100	1,43,750	4,41,681
1921-22	10,37,70,215	Do.	84,79,101	7,85,667	1,69,188	21,89,675	14,92,152	1,43,750	3,78,331
1922-23	11,23,08,688	@11%	1,04,91,116	12,15,360	1,74,981	16,90,572	16,33,024	1,43,750	3,81,343
1923-24	12,64,47,414	Do.	1,11,11,288	10,72,941	5,29,030	16,61,076	15,32,712	1,43,750	3,66,108
1924-25	12,71,95,123	1,22,50,837	12,09,720	2,58,687	18,76,808	13,09,468	1,43,750	3,74,236
1925-26	13,15,65,375	@11%	1,28,12,099	12,46,683	3,72,115	14,54,289	14,92,427	1,43,750	3,72,156
1926-27	13,70,67,569	Do.	1,37,10,850	10,61,576	2,32,648	16,67,990	11,30,500	1,43,750	3,84,385
1927-28	13,96,74,933	Do.	1,26,61,950	11,63,926	3,28,853	14,38,817	11,34,083	1,43,750	3,98,866
1928-29	14,16,41,656	Do.	1,26,09,968	10,19,412	1,29,878	15,46,677	13,37,095	1,43,750	3,76,440
1929-30	14,79,63,078	Do.	1,27,10,958	12,71,765	1,33,550	13,71,364	15,40,191	1,43,750	3,92,339
1930-31	15,00,14,383	Do.	1,29,50,489	10,83,448	1,55,650	16,38,968	12,65,114	1,43,750	3,71,452

M. R. TAMBE,
Chief Accountant.

No. 19—concluded.

	Total Taxation Proper.		SERVICES RENDERED.		Total services rendered.	MISCELLANEOUS.		Total Income.	Year.	Population by Census.	Incidence of taxation per head of population.	Five years' average annual income.
	Contribution from Insurance Companies or Fire Tax.		Halalkhore Tax.	Water Tax.		Government contribution for Police and City Improvement Trust.	Returns from Property and Miscellaneous.					
	Rs.	Rs.	Rs.	Rs.	Rs.	Rs.	Rs.	Rs.			Rs. a. p.	Rs.
@ 1%	1,20,057	50,06,080	2,32,655	18,57,780	27,90,435	12,96,034	90,92,533	1905-06	10 0 9	1,00,36,058
Do.	1,28,631	53,76,598	2,01,862	19,38,428	20,29,791	13,42,112	96,48,501	1906-07	8 7 10	
Do.	1,39,329	54,64,330	10,46,874	19,48,830	29,95,704	14,29,293	98,89,324	1907-08	977,622	8 10 5	
Do.	1,47,822	56,12,966	11,19,222	20,04,189	31,23,411	15,49,671	1,02,86,048	1908-09	8 14 11	
Do.	1,53,267	64,16,245	11,92,849	20,11,788	32,04,184	15,93,485	1,12,13,964	1909-10	9 13 5	
Do.	2,15,094	72,38,583	12,32,951	19,95,327	32,28,278	17,39,988	1,21,96,149	1910-11	10 11 0	
Do.	2,33,627	72,39,827	12,92,697	20,79,120	33,71,817	20,84,645	1,36,65,789	1911-12	979,445	10 18 2	
Do.	2,33,029	77,66,564	13,50,833	21,70,948	35,21,781	14,63,244	1,27,41,589	1912-13	11 8 5	
Do.	2,44,288	77,42,246	13,65,123	22,85,434	36,70,562	} (c)	14,62,693	1,28,76,501	1913-14	11 10 5	
@ 1 1/2%	1,92,048	70,87,003	14,17,648	22,16,012	36,33,660		17,32,703	1,24,13,866	1914-15	
Do.	2,04,494	85,51,602	14,69,367	23,23,021	37,91,608	14,87,680	1,38,31,070	1915-16	12 9 8	1,56,80,061
Do.	2,04,911	84,51,793	15,26,637	24,71,834	39,97,471	15,69,475	1,40,48,739	1916-17	12 11 11	
Do.	2,16,180	89,98,666	16,18,123	26,97,720	43,10,843	16,25,888	1,48,26,386	1917-18	13 9 4	
Do.	2,34,863	1,07,46,333	16,34,069	29,77,602	48,11,670	18,16,181	1,73,74,184	1918-19	15 14 2	
Do.	2,32,625	1,11,39,214	19,89,162	30,99,308	50,32,470	20,84,643	1,83,16,327	1919-20	16 8 2	
Do.	2,95,541	1,17,68,705	21,33,931	33,31,026	64,65,028	29,09,465	2,01,43,197	1920-21	14 10 8	
Do.	3,34,372	1,39,22,196	23,74,867	36,16,899	69,98,766	32,31,047	2,31,47,009	1921-22	1,175,014	16 15 3	
Do.	4,75,604	1,61,95,379	26,47,245	48,46,252	74,95,497	30,62,387	2,67,53,463	1922-23	20 2 4	
Do.	5,16,139	1,67,29,007	28,65,950	53,67,314	82,33,264	39,69,338	2,79,21,509	1923-24	31 1 2	
Do.	5,69,137	1,79,92,651	32,16,328	57,80,371	89,96,699	32,25,771	3,02,15,121	1924-25	22 13 5	
Do.	5,63,030	1,79,67,468	32,39,367	65,06,480	97,35,877	28,38,014	3,05,31,959	1925-26	23 5 9	
Do.	5,88,106	1,79,19,995	32,45,007	73,73,602	1,06,18,609	35,97,093	3,21,35,697	1926-27	24 2 3	
Do.	5,84,350	1,73,54,095	32,96,001	68,54,362	1,01,50,368	37,03,830	3,17,08,239	1927-28	23 9 10	
Do.	5,72,033	1,77,35,653	32,10,243	64,18,896	96,28,839	41,68,891	3,15,38,383	1928-29	23 4 4	
Do.	5,76,562	1,81,40,479	33,37,033	69,68,049	1,03,05,132	46,04,487	3,31,40,098	1929-30	24 3 1	
Do.	5,87,877	1,81,97,148	32,28,664	64,42,981	96,71,665	41,77,859	3,20,46,672	1930-31	*11,57,581	24 1 2	

(c) Exclusive of the amount of interest realized on Sinking Funds which was hitherto treated as Income.

* This is a provisional figure.

H. K. KIRPALANI,
Municipal Commissioner.

Appendix

Expenditure of the Bombay Municipality from the

Year.	General Superintendence.	Assessment and Collection.	Fire Brigade.	Public Works (Engineering) Department.	Public Health Department.	General Stores.	Pensions and Gratuities and Provident Fund.	Police Charges.	Education.	Medical Relief.	Debt.
	Rs.	Rs.	Rs.	Rs.	Rs.	Rs.	Rs.	Rs.	Rs.	Rs.	Rs.
1865	84,384	1,26,472	Not traceable.	31,32,722	8,18,914	Not traceable.	845	1,41,981
1866	1,31,622	65,638		13,32,917	14,40,293		14,480	2,96,169
1867	61,337	71,531	22,708	17,38,626	14,26,321	2,560	4,25,428	73,880
1868	70,900	87,602		12,29,504	10,45,662		9,012	3,783	4,17,063
1869	1,09,879	1,25,621	22,318	12,51,422	8,57,425	8,812	5,624	2,25,637	3,81,868
1870	1,32,202	1,12,499	30,326	13,73,927	8,22,784	8,042	10,854	4,24,906	4,43,197
1871	1,32,858	1,12,851	31,261	16,11,527	7,84,485	6,482	7,758	5,90,872	7,948	4,75,704
1872	1,15,930	1,38,354	4,435	12,88,287	7,61,854	*	7,221	3,27,209	2,321	2,52,971
1873	1,16,575	1,41,308	20,546	10,70,212	7,96,260	*	6,998	3,40,892	10,000	3,08,270
1874	1,11,860	1,29,023	25,816	10,53,822	7,38,139	*	8,080	2,44,323	10,000	1,19,028
1875	1,12,902	1,22,708	20,068	9,90,091	7,42,258	*	8,621	3,32,220	10,000	36,000	7,15,561
1876	1,09,189	1,42,267	27,754	9,70,128	7,07,681	11,157	3,27,724	10,000	36,000	7,02,127
1877	1,10,184	1,43,572	25,193	8,96,548	7,43,550	8,301	2,54,525	10,000	36,000	6,27,722
1878	1,16,897	1,44,497	27,817	8,18,087	7,90,431	9,008	3,61,381	15,000	36,000	6,66,223
1879	1,21,997	1,34,373	23,980	8,36,687	8,04,225	12,084	2,54,204	17,000	36,000	6,21,803
1880	1,28,492	1,37,726	24,900	8,66,191	7,52,410	7,749	2,52,166	17,500	36,000	6,42,380
1881	1,28,951	1,62,107	2,242	9,16,659	7,98,021	8,608	2,57,752	17,500	20,435	7,47,200
For 15 months, &c., from 1st January 1882 to 31st March 1883, the expenditure											
1882-83	1,32,715	1,87,868	78,695	14,01,106	10,14,788	12,803	4,34,034	23,125	34,948	12,26,882
1883-84	2,01,021	1,46,317	55,389	10,55,388	9,16,516	40,333	3,62,508	22,500	27,832	8,12,091
1884-85	1,33,288	1,64,917	64,977	11,51,561	9,19,267	22,228	3,61,749	22,500	24,512	7,87,608
1885-86	1,66,827	1,34,717	43,334	12,34,522	8,29,607	18,312	3,59,222	22,700	31,249	7,87,527
1886-87	1,78,050	2,17,124	79,904	13,03,859	10,10,116	19,123	2,81,214	32,604	49,386	8,92,553
1887-88	1,70,945	2,12,123	69,670	12,64,223	10,75,725	20,521	2,61,248	1,24,716	40,752	23,27,662
1888-89	1,69,222	1,93,820	1,12,222	14,21,041	11,56,410	19,470	2,59,140	30,982	36,327	14,90,116
1889-90	1,77,123	1,92,643	92,907	13,62,241	11,98,377	22,129	2,68,285	60,352	25,246	14,25,711
1890-91	1,32,128	2,23,854	1,29,221	15,02,034	13,02,064	22,117	2,68,285	68,646	38,601	15,52,189
1891-92	1,91,028	2,41,002	62,671	16,92,072	12,92,329	22,820	2,58,265	80,722	50,284	16,37,406
1892-93	1,80,926	2,52,122	1,47,624	17,72,612	13,01,568	22,846	3,32,625	87,565	49,576	21,27,223
1893-94	2,29,517	2,42,418	1,06,215	15,41,703	13,39,814	37,500	3,30,272	68,016	52,476	21,27,457
1894-95	2,11,621	2,47,771	1,14,144	16,67,235	13,70,168	46,568	2,74,022	27,220	61,456	20,26,571
1895-96	1,99,317	2,40,920	1,15,991	17,21,317	13,75,784	42,452	3,01,026	38,481	56,260	21,19,561
1896-97	1,99,641	2,48,154	1,07,654	16,85,649	14,09,387	58,601	3,51,529	38,289	58,101	20,56,122
1897-98	2,14,792	2,50,453	1,18,508	16,10,387	15,86,333	70,026	3,00,000	1,02,624	54,223	22,60,571
1898-99	2,10,280	2,57,182	1,09,076	14,12,617	16,59,174	66,868	3,01,013	1,14,776	55,201	2,41,128
1899-1900	1,97,642	2,72,850	1,17,028	16,01,828	20,20,441	66,024	3,00,000	1,11,930	54,927	22,40,229

Combined with Controller's Office.

No. 20.

year 1865 to the year 1930-31.

Contribution to the Bombay Improvement Trust.	Public Gardens.	Stores, Plant and Live Stock.	Municipal Building Fund.	Road Improvement Fund.	Investments Fund.	Plague Expenses.	Miscellaneous.	Total.	Year.	Five years' average annual expenditure.	
Rs.	Rs.	Rs.	Rs.	Rs.	Rs.	Rs.	Rs.	Rs.		Rs.	
.....	5,10,340	1,17,845	49,50,888	1865	} 88,77,208	
.....	82,059	1,25,340	36,01,922	1866		
.....	2,70,545	1,49,423	42,16,346	1867		
.....	8,82,722	87,775	24,77,058	1868		
.....	42,669	21,31,853	1869		
.....	28,416	28,92,185	1870	} 32,68,595	
.....	53,213	28,04,661	1871		
.....	27,228	(a) 1,37,333	21,15,888	1872		
.....	11,837	22,354	20,44,577	1873		
.....	14,478	46,645	23,90,653	1874		
.....	16,282	(b) 1,19,851	22,65,027	1875	} 31,66,669	
.....	21,638	47,696	21,60,438	1876		
.....	20,221	55,559	20,36,536	1877		
.....	21,190	71,103	22,70,224	1878		
.....	17,709	51,791	21,11,123	1879		
.....	26,756	44,321	20,57,902	1880	} 38,41,465	
.....	19,468	2,50,000	(c) 2,52,685	27,98,872	1881		
year being changed to the financial year, the expenditure was:-											
.....	25,939	50,000	19,000	38,740	47,53,693	1882-83		} 46,59,951
.....	10,243	20,000	33,934	27,15,612	1883-84		
.....	22,738	801	(d) 2,11,160	28,81,020	1884-85		
.....	23,864	29,199	98,226	40,66,940	1885-86		
.....	39,326	49,779	57,562	41,76,362	1886-87		
.....	42,123	50,221	33,496	56,12,690	1887-88	} 62,69,972	
.....	46,939	55,677	(e) 1,12,316	52,01,258	1888-89		
.....	68,163	24,469	2,000	58,353	50,42,406	1889-90		
.....	87,803	28,007	2,113	(f) 1,65,807	56,84,861	1890-91		
.....	77,225	27,908	2,274	2,07,780	57,92,073	1891-92		
.....	96,984	3,388	52,566	43,45,512	1892-93	} 71,87,147	
.....	(f) 2,80,488	5,64,372	23,321	69,63,928	1893-94		
.....	92,969	44,088	23,485	61,77,486	1894-95		
.....	64,928	1,46,180	15,519	67,02,316	1895-96		
.....	60,312	1,42,601	4,37,055	85,503	70,04,743	1896-97		
.....	71,447	36,478	5,00,000	1,20,712	74,96,969	1897-98	} 73,92,130	
.....	74,959	37,425	-5,00,000	(g) { 8,12,546 19,873 }	73,92,026	1898-92		
.....	78,250	85,316	-43,694	32,385	73,92,130	1899-1900		

(a) Includes write-off of loss in stores of Rs. 1,45,993.

(b) Includes Rs. 50,000 for visit of H. R. H. the Prince of Wales.

(c) Includes special adjustment of Rs. 2,21,327 for arranging the different loan fund.

(d) Includes loss of Rs. 1,84,774 on the sale of the Panvel Brick Factory.

(e) Includes Rs. 62,048 for loss on sale of investments.

(f) Includes Rs. 1,94,585 for land acquired.

(g) Write-off on account of frontage lands in Agripada.

Appendix

Year.	General Superintendence.	Assessment and Collection.	Fire Brigade.	Public Works (Engineering) Department.	Public Health Department.	General Stores.	Pensions and Gratuities and Provident Fund.	Police Charges.	Education.	Medical Relief.	Debt.
	Rs.	Rs.	Rs.	Rs.	Rs.	Rs.	Rs.	Rs.	Rs.	Rs.	Rs.
1900-01	3,38,044	3,26,719	1,18,639	17,01,178	21,68,479	..	76,929	6,02,468	1,11,980	88,977	26,08,811
1901-02	3,13,086	2,94,004	1,31,738	15,71,437	20,07,064	..	56,440	5,00,032	1,12,618	67,000	26,66,665
1902-03	2,16,767	2,92,939	1,10,182	15,90,966	20,05,939	68,662	5,97,504	1,10,474	66,290	27,11,561
1903-04	2,34,059	2,99,459	1,24,119	16,65,761	19,79,374	67,497	5,00,881	1,12,858	64,625	29,18,607
1904-05	2,29,215	3,18,017	1,34,182	18,81,039	18,46,402	15,804	74,384	5,01,076	1,69,763	67,000	28,33,668
1905-06	2,42,603	2,24,580	1,23,986	18,64,844	19,91,160	19,369	71,778	5,00,000	1,61,420	67,608	29,92,671
1906-07	3,06,306	3,29,381	1,38,015	19,39,665	21,46,791	27,869	76,303	5,01,869	1,65,815	66,218	31,77,715
1907-08	2,59,564	3,66,403	1,69,574	21,17,300	22,87,706	21,926	74,896	1,38,460	2,65,850	4,50,181	37,36,948
1908-09	2,71,046	2,73,684	1,71,929	23,92,891	24,24,002	29,456	66,623	2,76,689	4,64,886	32,98,247
1909-10	3,09,192	3,69,460	1,66,963	23,96,781	23,64,080	20,859	69,617	2,93,266	4,62,579	33,77,184
1910-11	2,89,088	3,65,548	1,86,087	24,16,332	21,03,637	21,068	64,294	4,17,124	4,64,416	36,07,669
1911-12	2,93,600	3,75,204	1,79,978	24,67,700	21,40,676	38,034	66,701	4,20,211	4,73,868	37,14,620
1912-13	3,14,626	4,40,806	2,27,304	26,62,034	23,16,541	24,069	96,213	4,18,511	4,46,160	38,43,397
1913-14	3,11,619	4,41,694	1,66,104	29,41,742	23,09,128	26,094	1,07,499	4,88,286	4,41,840	34,84,280
1914-15	3,13,578	4,16,998	1,85,377	30,02,430	23,16,264	36,771	1,11,204	5,03,274	4,39,260	37,69,252
1915-16	3,19,660	4,51,638	1,92,456	30,13,184	23,33,411	28,277	1,15,167	5,45,946	4,97,610	39,34,821
1916-17	3,38,014	4,93,398	1,92,596	31,61,770	25,33,855	40,538	1,46,580	5,91,878	4,36,960	44,11,104
1917-18	3,50,182	5,38,526	2,22,212	32,78,696	25,52,633	44,086	1,73,960	7,81,696	4,36,570	41,86,164
1918-19	3,78,723	6,29,127	2,47,944	39,46,954	31,27,671	48,620	1,64,955	9,27,207	4,89,328	44,10,260
1919-20	4,18,183	5,21,773	2,82,962	43,16,060	36,93,038	46,227	1,88,988	12,32,798	4,61,262	43,05,114
1920-21	4,18,650	5,67,791	3,20,709	49,62,268	39,59,741	60,316	2,18,660	16,67,819	4,86,216	46,26,785
1921-22	4,36,442	6,18,675	3,34,394	1,01,60,772	47,69,942	76,404	(s)	20,39,048	9,01,671	(s)
1922-23	4,61,081	6,66,432	4,02,392	1,27,64,437	48,94,512	80,079	(s)	22,72,762	9,03,038	(s)
1923-24	4,90,787	6,88,838	3,79,944	58,66,567	47,27,050	85,356	2,62,363	25,08,852	8,96,592	1,00,90,945
1924-25	5,04,217	7,04,553	2,40,488	59,80,651	46,60,460	75,167	4,04,919	25,82,866	9,08,884	1,08,14,689
1925-26	5,82,711	6,90,166	3,51,624	63,91,721	41,97,577	76,713	4,72,654	27,92,378	9,81,956	1,08,68,980
1926-27	5,34,507	7,09,867	3,27,918	62,80,276	41,66,288	70,566	4,88,346	31,13,502	14,44,718	1,08,41,661
1927-28	5,36,542	6,94,727	3,16,612	54,95,145	41,63,376	75,421	5,81,223	30,56,361	15,86,687	1,12,89,224
1928-29	5,40,173	5,61,208	3,35,320	55,13,016	41,28,698	68,565	6,53,287	29,47,784	16,27,649	1,21,36,185
1929-30	4,71,487	5,91,474	3,64,867	55,31,919	40,74,206	66,157	6,83,467	31,10,455	16,90,793	1,30,84,587
1930-31	4,58,414	5,10,306	3,37,520	61,49,678	35,78,522	68,384	7,26,679	29,97,740	18,23,641	1,29,85,715

† Inclusive of Rs. 4,68,641 on account of Markets and Slaughter Houses and Rs. 29,147 on account of Census.

M. R. TAMBE,
Chief Accountant.

No. 20—concluded.

Contribution to the Bombay Improvement Trust.	Public Gardens.	Stores, Plant and Live Stock.	Municipal Building Fund.	Loan works Establishment.	Investments Fund.	Plague Expenses.	Miscellaneous.	Total.	Year.	Five years' average annual expenditure.
Rs.	Rs.	Rs.	Rs.	Rs.	Rs.	Rs.	Rs.	Rs.		
4,74,605	69,970	59,400	-922	1,86,444	84,84,058	1900-01	84,57,334
4,81,000	57,685	59,359	36,695	82,26,458	1901-02	
3,00,000	58,674	59,136	76,124	84,53,368	1902-03	
3,50,000	67,421	32,265	84,006	84,31,300	1903-04	
2,50,000	66,092	35,969	1,81,920	67,512	85,91,618	1904-05	1,02,32,321
2,50,500	64,761	39,377	2,26,538	(h) 2,62,369	93,74,342	1905-06	
3,00,000	64,735	39,676	2,43,044	12,945	95,20,790	1906-07	
2,66,081	75,158	44,445	1,88,517	1,80,980	1,01,89,201	1907-08	
4,50,000	92,905	47,843	2,22,328	37,952	1,06,30,128	1908-09	1,17,30,026
2,80,000	98,964	1,21,917	2,00,916	(i) 2,66,178	1,13,07,050	1909-10	
3,35,000	91,210	49,478	1,87,234	1,31,399	1,12,81,872	1910-11	
3,86,000	76,091	57,633	1,55,903	1,25,274	(j) 1,14,84,862	1911-12	
9,23,000	63,982	10,000	1,47,769	2,25,682	(k) 1,16,81,687	1912-13	1,17,30,026
3,23,092	91,688	10,000	1,24,682	2,16,198	(l) 1,20,48,926	1913-14	
9,76,928	92,295	10,000	1,27,633	1,69,869	(m) 1,24,63,191	1914-15	
10,17,420	89,738	10,000	1,22,912	(n) 1,24,081	1,28,08,870	1915-16	
11,31,289	90,490	(p) 2,08,135	1,29,958	(o) 2,37,780	1,42,14,292	1916-17	1,58,28,096
10,98,116	81,855	(q) 61,399	1,22,160	2,39,492	1,42,61,391	1917-18	
11,52,687	93,086	(r) 17,320	1,26,806	1,39,060	1,70,26,449	1918-19	
15,19,780	97,183	(s) 20,923	1,18,404	10,37,511	1,83,09,277	1919-20	
15,71,249	1,28,196	(t) 1,69,818	1,24,591	6,95,154	2,02,02,301	1920-21	1,56,67,168
15,76,674	2,24,288	2,68,437	1,16,888	6,95,638	2,24,64,954	1921-22	
17,86,007	2,34,769	3,18,883	1,20,689	11,77,228	2,61,61,439	1922-23	
19,07,955	1,59,167	70,044	1,12,260	7,16,308	2,89,50,062	1923-24	
20,20,974	1,82,449	1,03,843	7,98,144	3,00,37,096	1924-25	3,12,69,455
22,28,470	1,63,147	91,674	6,88,364	2,90,37,638	1925-26	
22,39,225	1,86,412	96,011	74,216	6,70,844	3,01,62,856	1926-27	
23,11,031	1,07,067	4,31,527	84,089	6,57,843	3,14,45,875	1927-28	
23,02,180	1,76,614	8,75,910	72,394	(u) 13,16,398	3,27,50,278	1928-29	3,12,69,455
22,92,678	1,76,841	2,47,292	76,836	5,88,300	3,30,00,829	1929-30	
23,10,873	1,88,454	64,690	4,46,987	3,26,47,552	1930-31	

(h) Includes contribution of Rs. 3,00,000 towards celebrating the visit of H. R. H. the Prince and Princess of Wales.

(i) Includes charges for Grain Compensation and Local Allowance and the loss sustained in the sale of unserviceable stores written off.

(j) Excludes Rs. 5,00,000 transferred from revenue for writing off a portion of the Plague expenditure advanced from Loan Funds.

(k) Excludes Rs. 3,10,033 transferred from revenue for writing off a portion of the Plague expenditure advanced from Loan Funds as well as the amount of investments of interest realized on Sinking and Special Funds.

(l) Excludes Rs. 1,00,000 transferred from revenue for writing off the balance of the Plague expenditure advanced from Loan Funds as well as the amount of investment of interest realized on Sinking and Special Funds.

(m) Excludes Rs. 28,455 being the write-off of the proportionate cost (paid out of Loan Funds) of the Halalkhore's Chawl at Vincent Road sold to the City Improvement Trust as well as the amount of investment interest realized on Sinking and Special Funds.

(n) Includes Rs. 25,000 being the contribution towards the cost of cadastral survey of the town and island of Bombay.

(o) This includes Rs. 1,20,312 on account of discount on the conversion of 8 per cent. or 8½ per cent. Government Paper into 4 per cent. conversion loan of 1916-17.

(p) This includes Rs. 2,98,135 being the amount of investment on account of sale-proceeds of Municipal lands into Municipal Land and Building Fund.

(q) This includes Rs. 41,399, Rs. 7,320 and Rs. 10,992 being the amount of investment on account of sale-proceeds of Municipal Lands into Municipal Land and Building Fund.

(r) This includes Rs. 1,69,813 do. do.

(s) As the Expenditure on Pensions and gratuities, &c., and Municipal Debt is allocated according to different service heads, no expenditure appears under these heads.

(t) This includes Rs. 2,53,427 on account of sale proceeds of Municipal land to be transferred to Land and Building Fund.

(u) Includes Rs. 7,00,000 being the contribution for Bai Jerbal Wadia Hospital for children.

H. K. KIRPALANI,
Municipal Commissioner.

Appendix No. 21.

CONTRASTED STATEMENT OF INCOME AND EXPENDITURE OF THE
BOMBAY MUNICIPALITY FROM 1865 TO 1930-31.

YEAR.	Income.	Expenditure.	DIFFERENCE.	
			Surplus.	Deficit.
	Rs.	Rs.	Rs.	Rs.
1865	23,63,787	49,59,333	25,95,546
1866	29,14,672	36,01,922	6,87,250
1867	30,40,524	42,16,346	11,75,822
1868	38,52,674	34,77,058	3,75,616
1869	33,93,226	31,31,358	2,61,868
1870	33,07,749	33,92,185	84,436
1871	28,71,160	38,04,661	9,33,501
1872	30,43,331	31,15,888	67,557
1873	33,24,108	30,44,577	2,79,531
1874	29,81,322	29,90,663	9,341
1875	31,43,526	32,65,027	1,21,501
1876	31,77,723	31,60,438	17,285
1877	32,41,452	30,36,535	2,04,917
1878	31,45,153	32,70,224	1,25,071
1879	33,41,174	31,11,122	2,30,052
1880	32,51,870	30,57,992	1,93,878
1881	38,73,694	37,98,872	74,822
From 1st January 1882 to 31st March 1883 (15 months).	46,12,240	47,53,632	1,41,392
1883-1884	37,37,272	37,15,812	21,460
1884-1885	42,13,868	38,81,020	3,32,848
1885-1886	44,73,973	40,66,940	4,07,033
1886-1887	49,01,814	41,76,362	7,25,452
1887-1888	51,66,530	58,12,690	6,46,160
1888-1889	49,66,193	52,01,258	2,35,065
1889-1890	53,42,169	50,42,405	2,99,764
1890-1891	61,65,901	56,84,861	4,81,040
1891-1892	62,33,183	57,82,073	4,51,110
1892-1893	66,72,943	65,45,512	1,27,431
1893-1894	67,62,695	69,63,928	2,01,233
1894-1895	65,39,372	63,73,486	1,65,886
1895-1896	67,61,710	67,02,516	59,194
1896-1897	62,08,978	70,04,743	7,95,765
1897-1898	71,45,560	74,96,969	3,51,409
1898-1899	71,61,911	73,39,026	1,77,115
1899-1900	88,29,817	73,92,480	14,37,337
1900-1901	84,02,848	85,84,058	1,81,210
1901-1902	77,66,729	82,26,458	4,59,729
1902-1903	81,75,688	84,53,398	2,77,710
1903-1904	84,82,625	84,31,390	51,235
1904-1905	93,36,111	85,91,618	7,14,493
1905-1906	90,92,539	93,74,242	2,81,703
1906-1907	96,48,501	95,20,790	1,27,711
1907-1908	98,89,324	1,01,89,201	2,99,877
1908-1909	1,02,86,048	1,06,30,126	3,44,078
1909-1910	1,12,13,864	1,13,97,050	1,83,186
1910-1911	1,21,96,149	1,12,81,872	9,14,277
1911-1912	1,26,55,789	* 1,14,84,562	11,71,227
1912-1913	1,27,41,589	(a) 1,16,81,587	10,60,002
1913-1914	1,28,76,501	(b) 1,20,48,926	8,27,575
1914-1915	1,24,13,366	(c) 1,24,53,191	39,825
1915-1916	1,38,31,070	1,28,03,870	10,27,200
1916-1917	1,40,48,739	1,42,14,292	1,65,553
1917-1918	1,48,29,386	1,42,61,391	5,67,995
1918-1919	1,73,74,184	1,70,26,648	3,47,536
1919-1920	1,83,16,927	1,83,09,277	7,650
1920-1921	2,01,43,197	2,02,02,301	59,104
1921-1922	2,31,47,009	2,24,64,954	6,82,055
1922-1923	2,67,53,463	2,61,61,439	5,92,024
1923-1924	2,79,21,509	2,89,50,053	10,28,544
1924-1925	3,02,15,121	3,00,57,096	1,58,025
1925-1926	3,05,31,359	2,90,87,636	14,43,723
1926-1927	3,21,35,697	3,01,62,656	19,73,041
1927-1928	3,17,08,288	3,14,45,875	2,62,413
1928-1929	3,15,33,383	3,27,50,278	12,16,895
1929-1930	3,31,40,098	3,30,00,829	1,39,269
1930-1931	3,20,46,672	3,26,47,552	6,00,880

* This is exclusive of Rs. 6,00,000 utilized towards writing off a portion of the Plague expenditure.

(a) Do. " 8,10,052-7-4 do. do. do.
(b) Do. " 1,00,000 do. do. do.
(c) This is exclusive of Rs. 35,458 being the write-off of the proportionate cost (paid out of Loan Funds) of the Halakhore chawl at Vincent Road sold to the City Improvement Trust.

M. R. TAMBE,
Chief Accountant.

H. K. KIRPALANI,
Municipal Commissioner.

REVENUE.

No. MC/1A OF 1931-32.

BOMBAY, 18th July 1931.

FROM

THE ASSESSOR AND COLLECTOR
OF MUNICIPAL TAXES.

TO

THE MUNICIPAL COMMISSIONER
FOR THE CITY OF BOMBAY.

SIR,

I have the honour to submit my Annual Report on the working of the Assessment and Collection Department during the year 1930-31.

I was in charge of the Department from 1st April 1930 to 31st March 1931.

Rates of Taxation—

The rates of taxation, *viz.*, General Tax including Fire Tax at 11½ per cent., Water Tax at 3¼ per cent., and Halalkhor Tax at 3 per cent., were the same as in the preceding year. The rates levied for the supply of water by meter measurement to different classes of properties were also the same as in the preceding year.

Property Taxes—

The total number of properties standing in the Assessment Book on 31st March 1931 was 46,515 classified as under:—

Buildings	36,403
Salt Pans	68
Lands, including tanks, wells, etc.	10,044
Total	<u>46,515</u>

as against 46,544 on 31st March 1930. Of the number registered, 36,121 were assessed to General Tax, 1,483 were exempted from such tax under Section 143 (1) (a) and (b) of the Municipal Act and 7,681 were not taxed, being small plots of waste lands, etc. The last do not include lands belonging to Government, the City Improvement Trust, the Port Trust and the Railways which are separately assessed. The number of Municipal properties exempted from General Tax during the year was 1,230.

The number of buildings newly erected, demolished and enlarged in 1930-31 were 754, 872 and 581 respectively, the corresponding figures for the year 1929-30 being 915, 804 and 536.

					Rs.
Gross value on 1st April 1930	14,83,72,170
Rateable " " " "	13,35,48,403
Gross " " 31st March 1931	15,00,14,383
Rateable " " " "	13,50,26,397

Total demand for Property Taxes—		Rs.	a.	p.	Rs.	a.	p.
For 1930-31	...	2,48,95,203	10	0			
Add—							
Demand outstanding on 1st April 1930 on account of previous years	...	19,25,932	11	8			
Demand issued during the year on account of previous years	...	78,159	9	0			
Balance of Government Contribution in lieu of General Tax under Section 144 (3) of the Act for the year 1929-30	...	5,20,957	14	0			
Supplementary claim on account of Government Contribution in lieu of General Tax under Section 144 (3) of the Act paid by Government on account of material variations in Government properties during the quinquennium 1924-1929...	...	48,986	0	0			
	Total demand ..	2,69,69,239	12	8			
Deduct—							
Total amount of bills for previous years recalled and cancelled	...	94,625	11	0			
Total amount of Drawback allowed	...	3,19,506	6	0			
		4,14,132	1	0			
	Total net demand ...	2,65,55,107	11	8			

The total number of bills issued was 70,729 of which 70,359 were for 1930-31 and 370 for previous years.

Collections of Property Taxes—		Rs.	a.	p.	Rs.	a.	p.
Property taxes due for 1930-31 collected...	...	1,99,12,034	2	7			
Part of Government Contribution for 1930-31	...	26,178	11	0			
Balance of Government Contribution for 1929-30	...	5,20,957	14	0			
Supplementary claim on account of Government Contribution in lieu of General Tax under Section 144 (3) of the Act paid by Government on account of material variations in Government properties during the quinquennium 1924-1929	...	48,986	0	0			
Port Trust Contribution	...	10,20,229	0	0			
	Total ...	2,15,28,385	11	7			
Add—							
Bills for previous years collected	...	17,22,976	10	4			
	Total property taxes collected ...	2,32,51,362	5	11			

Outstandings of Property Taxes—		Rs.	a.	p.	Rs.	a.	p.
On account of demands issued in respect of the year 1930-31	...	25,99,232	5	5			
On account of demands issued in respect of previous years	...	1,86,489	15	4			
Government contribution for 1930-31	...	5,18,023	1	0			
	Total amount of Property Taxes outstanding on 1st April 1931 ...	33,03,745	5	9			

Tax on Vehicles and Animals.

The numbers of vehicles and animals taxed during the year exclusive of those taxed under the Public Land Conveyance Act were as under :—

					No.
4-wheeled vehicles drawn by animals	855
2-wheeled vehicles do.	783
Hand carts	1,250
Motor cars and lorries	6,564
Motor cycles	176
Motor cycles with side cars	120
Horses (including those in commission stables)	1,510
Ponies	64
Bullocks	1,370
Buffaloes and Donkeys	13
			Rs.	a. p.	Rs. a. p.
Total demand of the tax on vehicles and animals :—					
For 1930-31	7,54,102	1 0	
Demand outstanding on 1st April 1930 on account of previous years	50,911	3 0	
Demand issued during the year on account of previous years	20,575	8 0	
			<hr/>		
Total demand	8,25,588	12 0	
Deduct—					
Bills for previous years recalled and cancelled.	Rs.	a. p.	12,688	8 0	
			<hr/>		
			12,688	8 0	
			<hr/>		
Total net demand			8,12,900 4 0

The total number of bills for tax on vehicles and animals issued was 28,396, of which 27,631 were for 1930-31 and 765 for previous years.

	Rs.	a. p.	Rs.	a. p.
Collection of the tax on vehicles and animals :—				
Due for 1930-31 collected	7,00,608	5 0		
Due for previous years collected	50,235	4 0		
	<hr/>			
Total amount of the tax collected			7,50,843	9 0
Outstandings of tax on vehicles and animals :—				
On account of demands issued in respect of the year 1930-31	Rs.	a. p.	53,493	12 0
On account of demands issued in respect of previous years...			8,562	15 0
	<hr/>			
Total amount of tax on vehicles and animals outstanding on 1st April 1931			62,056	11 0

	Rs.	a. p.		Rs.	a. p.
Total demand, collection and outstandings of all taxes :—					
The total net demand in respect of property taxes and taxes on vehicles and animals was therefore	Property Tax.	2,65,55,107	11 8		
	Wheel Tax ...	8,12,900	4 0		
		<hr/>		2,73,68,007	15 8
and the total amount collected during the year in respect of these taxes excluding Meter Hire was	Property Tax.	2,32,51,362	5 11		
	Wheel Tax ...	7,50,843	9 0		
		<hr/>		2,40,02,205	14 11
The total amount of Property taxes and taxes on vehicles and animals outstanding on 31st March 1931 was	Property Tax.	33,03,745	5 9		
	Wheel Tax ...	62,056	11 0		
		<hr/>		33,65,802	0 9

Thus the total outstanding on 1st April 1931 was Rs. 33,65,802-0-9. In addition to this a demand for water by meter measurement aggregating Rs. 38,076-10-0 recoverable from Government for the year under report was issued in April 1931. Thus the total recoverable balance for that year was Rs. 34,03,878-10-9. Out of this, the balance outstanding on 30th June 1931 was Rs. 22,28,132-12-1 only, Rs. 11,65,576-2-8 having been recovered and bills amounting to Rs. 10,169-12-0 recalled and cancelled.

Comparison with previous years :—

The net demand for and outstandings at the close of the year under report are compared below with those at the close of the preceding two years :—

Year.	Total net demand.	Outstanding on 31st March.
1930-31 ...	2,73,68,007	33,65,802
1928-29 ...	2,59,90,598	21,97,440
1929-30 ...	2,69,88,091	24,26,044

On 1st April 1931 the gross assessment was Rs. 14,48,96,393 against Rs. 14,83,72,170 on 1st April 1930.

Collections—estimated and actual :—

Compared with the amount collected during 1929-30, namely, Rs. 2,45,62,047-0-3, the amount collected during the year under report shows a decrease of Rs. 5,59,841-1-4. As against the total estimated collection of Rs. 2,44,85,140-0-0 budgetted for the year 1930-31, the amount actually collected showed a decrease of Rs. 4,82,934-1-1 as under :—

Taxes.	Budget Estimate.	Actual collections including adjustments.			Increase or decrease.		
		Rs.	a.	p.	Rs.	a.	p.
General Tax including Fire Tax ...	1,38,78,800	1,36,12,376	5	9	less 2,66,423	10	3
Water Tax ...	65,23,940	63,75,562	2	2	less 1,47,777	13	10
Halalkhor Tax ...	33,63,000	32,63,423	14	0	less 99,576	2	0
Taxes on Vehicles and Animals ...	7,20,000	7,50,843	9	0	more 30,843	9	0
Total ...	2,44,85,140	2,40,02,205	14	11	less 4,82,934	1	1

Bills aggregating Rs. 14,215-0-10, as detailed below, were adjusted in the Chief Accountant's books in 1929-30, but as these adjustments were not intimated to this Department before the close of that year, the amount was credited in the books of this Department during the year 1930-31 :—

	Rs.	a.	p.
General and Fire Tax ...	1,130	1	0
Water Tax on value ...	724	4	10
Halalkhor Tax on value ...	745	15	0
Charges for water supplied by Meter Measurement.	11,547	4	0
Meter Hire ...	48	0	0
Tax on vehicles and animals (Private) ...	19	8	0
Total Rs.	14,215	0	10

Comparative figures for 1930-31 and 1929-30 are given in the following statements appended to this Report :—

Statement A—Rateable value.

- ” B—General Tax.
- ” C—Water Tax.
- ” D—Halalkhor Tax.
- ” E—Total demands, collections and outstandings, in respect of General, Water, Halalkhor Taxes and Tax on vehicles and animals.

Miscellaneous Receipts.

Miscellaneous receipts realised from Notices of Demand, Distress Warrants, Battaki Fees, Inspection Fees, and other items amounted to Rs. 7,523-2-5 against Rs. 8,600-8-8 in the preceding year.

Meter Hire.

Receipts from Meter Hire amounted to Rs. 60,076-12-0 as against Rs. 59,595-8-0 for the previous year, Rs. 2,737-8-0 remaining uncollected at the end of the year.

Street Number Plates.

The balance of amount in respect of Street Number Plate bills outstanding on 31st March 1930 aggregated Rs. 250-4-0. One bill for Rs. 1-12-0 was issued during the year, making a total of Rs. 252-0-0 of which Rs. 175-0-0 were collected during the year. Bills for Rs. 8-12-0 were cancelled, leaving a balance of Rs. 68-4-0 outstanding on 31st March 1931.

Exemptions and Remissions.

The amount of exemption in respect of General Tax on properties entitled to such exemption under Section 143 (1) (a) and (b) was Rs. 9,37,115-2-0 against Rs. 9,06,777-9-0 in 1929-30.

The total number of claims for one-fifth drawback received during the year was 7,734 against 7,354 in the preceding year.

Certificates as under were issued during the year under report for refund of taxes for that year and for previous years :—

	Rs.	a.	p.
General Tax	88,011	11	0
Water Tax on rateable value .. .	31,709	7	8
Charges for water supplied by Meter Measurement ..	612	1	0
Compounded Water Tax	15	8	0
Halalkhor Tax on value	33,015	1	0
Special Halalkhor Tax	138	3	0
Tax on Vehicles and Animal	1,072	6	0
Meter Hire	244	4	0
Notice Fee, &c.	4	8	0
Total Rs. ..	1,54,823	1	8

Complaints and Appeals against Valuations.

There were 461 complaints under Section 167 of the Act against assessments fixed during the currency of the year. There were also 9,834 complaints under Section 163 against original assessments amounting to Rs. 6,91,37,265. This amount, after investigation of the complaints, was reduced to Rs. 6,24,55,582 resulting in a decrease of Rs. 66,81,683 which gives a percentage of 9.66.

There were 29 appeals to the Chief Judge, Small Causes Court, during the year under report. Of these 4 were against drawback disallowed and the remaining 25 against valuations under Section 162 (2) of the Municipal Act. Of these, 15 appeals were settled out of Court, 1 was dismissed, 8 were decided by the Court and 5 were withdrawn.

In addition to these, 83 appeals were filed in the Small Causes Court in respect of Mill properties against their revised assessment for 1929-30. The hearing of these appeals has not yet commenced.

GENERAL REMARKS.

(I) *Outstandings.*

The year was one of exceptional difficulty. The continued depression in trade and industry was more than ever pronounced during the greater part of the year and was not unaffected by the general excitement and anxiety connected with political activities in the city and elsewhere. Growing unemployment due to pressure of economic causes was responsible for large arrears of rent in respect of properties tenanted by the poor and lower middle classes and compelled many rate-payers to whom rent is a regular and stable source of income to postpone payment of property taxes. Larger outstandings, therefore, were inevitable on this account. These were swelled by the non-payment of general and halalkhor taxes in respect of mills, the valuations of which were revised with effect from 1st April 1929. Complaints received against the revised valuations were held over in the hope of arriving at an amicable settlement with the Mill Owners' Association as to the basis to be adopted for revising the valuations. As no such settlement could be reached, the investigation of the complaints was commenced on 22nd April 1930. The work was, however, suspended in June as a suggestion was made that the whole question of mill assessment should be referred to the arbitration of a Counsel of standing, experienced in such valuation. These negotiations also fell through and the investigation of complaints was resumed in December 1930 and was completed about the end of February 1931. As the revised valuations were confirmed in all the cases, appeals under Section 217 of the Municipal Act have been filed before the Chief Judge of the Small Causes Court, the amount of taxes claimed having been deposited with the Municipal Commissioner. In regard to the general and halalkhor taxes for 1930-31, an arrangement was arrived at with the representatives of the Mill Owners' Association that payment should be made on the basis of the old valuation of 1929-30 pending the decisions of the appeals already filed. Pursuant to this arrangement 58 mills in all have paid to the date of this report.

The particulars of the outstandings are as under:—

	Rs.	a.	p.
(1) Government Contribution for 1930-31 (balance)	5,18,023	1	0
(2) Government (Water and Special Halalkhor Tax payment, &c.)	33,035	10	0
(3) Port Trust	3,752	4	0
(4) City Improvement Trust	80,546	10	0
(5) G. I. P. Railway	28,683	10	0
(6) B. B. & C. I. Railway	12,644	9	0
(7) Mills	16,68,098	3	0
(8) Other rate-payers	10,21,018	1	9
	Rs. 33,65,802	0	9

Since 1929-30 Government have been paying their contribution in lieu of General Tax in arrear; hence, the balance of Rs. 5,18,023-1-0 for 1930-31 could not be recovered before the close of the year under report. This amount was received from Government in April 1931.

Of Rs. 16,68,098-3-0 due from the Mills on 31st March 1931 according to the revised valuation for 1929-30 and 1930-31, Rs. 8,90,658-0-0 have been received upto the date of this report and Rs. 8,28,047-0-0 thereout held in deposit, leaving a balance of Rs. 7,77,440-0-0. Of this, Rs. 5,49,067-0-0 being the difference in taxes on the old and the revised valuations must be held to be outstanding by agreement.

Excepting the outstandings which are of a special nature, the outstandings against other rate-payers amount to Rs. 10,21,018-1-9 as detailed above, against Rs. 7,58,940, Rs. 11,40,268 and Rs. 11,26,751 for the years 1929-30, 1928-29 and 1927-28 respectively.

(II) Quinquennial Assessment of Government Properties.

Mr. Ditchburn's Award in respect of the assessment of Government properties for the quinquennium 1924-1929 having expired on 31st March 1925, Mr. N. D. Kanga, who was appointed the arbitrator for the quinquennium 1929-1934, published his Award during the year under report. The net result is an increase of Rs. 71,757-6-0 in the annual contribution to be paid by Government in lieu of the General Tax under Section 144 (3) of the Municipal Act.

(III) Dispute with the G. I. P. Railway.

Payment of the arrears of property taxes *viz.*, Rs. 5,20,981 outstanding against the G. I. P. Railway Administration was received at the beginning of the year under report, as a result of representations made by the Municipal Commissioner to the Government of India. Government however suggested at the instance of the Railway Board that instead of levying Water Charges by meter measurement and Halalkhor Tax on valuation, the levy should in both cases be on a contract basis under Section 135 (4) of the Indian Railways Act, 1890. The practical difficulties in the way of adopting the suggestion have been intimated to the Agent, G. I. P. Railway, namely, that in the case of water, the fixing of a lump sum would on the one hand remove all incentive to economy in the use of water on the part of the Railway and on the other commit the Municipality to an indefinite supply which in a year of scarcity might gravely endanger the water supply of the rest of the City; and as regards Halalkhor service there was the practical impossibility of fixing the basis of taxation by ascertaining the cost of disposal of any given unit quantity of sewage matter which would have involved the counting of the exact number of Railway employees including the passengers also. The Agent has therefore been requested to agree to the levy of water charge by meter measurement at annas 12 per 1,000 gallons and levy of Halalkhor Tax on valuation. The question is however still under correspondence with the Railway Company.

(IV) Quinquennial Assessment of Bombay Port Trust Properties.

The quinquennial assessment of the Bombay Port Trust properties having expired on 31st March 1929, a fresh Award for the next five years has already been submitted to the Chief Accountant of the Bombay Port Trust and an increase of about Rs. 1,44,000 in the general tax is expected over the last assessment. The question of assessment of vacant lands belonging to the Trust is however under dispute.

The assessment of structures built on the Bombay Port Trust lands let on monthly tenancy was hitherto made in the names of the respective tenants of the Bombay Port Trust and taxes were recovered directly from them. As a result of the joint opinion of counsel, Messrs. Coltman and Mulla, the structures have now been determined to be included in the quinquennial assessment of other properties of the Bombay Port Trust so that the sum in lieu of General Tax will be recovered under Section 145 (3) of the Municipal Act and Water and Halalkhor Taxes under Section 170 and 172 (2) of the said Act. Accordingly, the preliminary work of joint inspection of all such properties by this Department and the Bombay Port Trust Officers has been undertaken.

(V) One-fifth Drawback.

The general conditions regarding the grant of one-fifth drawback under Section 158 (2) of the Municipal Act were revised and simplified during the year and having received the approval of the Standing Committee under their Resolution No. 2440, dated 2nd July 1930, were brought into force from 1st October 1930.

(VI) General.

The number of complaints received during the year against the valuations of properties for the year 1931-32 was abnormally high, namely, 9,834 against 4,845 received in 1929-30 against the valuations for 1930-31 and 870 in 1920-21 against the valuations for 1921-22. To cope with the inspection of properties so as to complete it in two months before the 15th of March 1931, an additional staff of 6 Deputy Superintendents and 6 Ward Inspectors and 10 clerks for the Headquarters Office was obtained for a period of two months with the sanction of the Standing Committee. This exceptionally enormous rise in the number of complaints, which beat all previous record, was due to the continued slump in trade and consequent economic depression which was reflected in a heavy fall in the rents of business premises in particular and of residential buildings in the occupation of the higher middle and the poor middle classes of the population in general.

A note on the recommendations of the Retrenchment and Reforms Enquiry Committee in connection with Mr. Bird's report on the system of Assessment and Collection of Municipal taxes was submitted to the Municipal Commissioner about the middle of August 1930. The suggestions made in the note for the amendment of the Municipal Act are, it is understood, being dealt with by Mr. Bird. Meanwhile the work of revising the Assessment and Collection Manual is in progress. A Manual of classification of properties and the system of valuation to be applied to them is under preparation. The work of regrading the duties of the staff and of reorganising the Department has been receiving attention.

The Comptometer has been brought into use as an experimental measure for totalling and calculation of taxes and clerks are being trained in the use of the machine by the dealers free of cost.

The card index system in lieu of the registers of motor vehicles is being studied by the Deputy Assessor.

Enquiries are being made about other labour saving devices suited to the work of this Department.

It is interesting to observe that the Test Audit Officer's six-monthly report of his work for the period ended 30th June 1930 recorded under Corporation Resolution No. 7159 of 11th December 1930 contained a remark that a number of drawback and refund cases had been referred to him for independent inspection of the premises and that in "several instances as a result of such inspection the claims were rejected." On looking into the matter it was found that out of 1,603 refund cases and 4,519 drawback cases dealt with by this Department and scrutinised by audit during the period mentioned, there was only one case in which refund was eventually disallowed.

Reference may also be made to para. 3 of his next six-monthly report for the period ended 31st December 1930 which reads as follows:—

"The re-valuation of properties under repair was discussed in connection with two cases where, on inspection, the Test Audit Officer was of the opinion that the repairs were not sufficient to justify a re-valuation. The principles to be followed by the Assessment staff were re-stated and instructions issued that, in future, a full description of the nature of the repairs should be given in the re-valuation proposals."

It need only be added by way of supplying the ellipsis in the second sentence that the principles to be followed by the Assessment staff were re-stated by the Assessment Department which disagreeing with the Test Audit Officer laid down a test insisting at the same time on a detailed description of the nature of repairs (*vide* Municipal Commissioner's approval under No. 6032-D, dated 5th August 1930.)

I have the honour to be,

Sir,

Your most obedient servant,

N. S. KOWSHIK,

Ag. Assessor & Collector.

STATEMENT "A."
Rateable Values.

Years.	Original Gross Value.	Amount after disposal of complaints.		Amount of subsequent reduction on account of demolition, complaints, &c. during the year.	Gross Value after deduction of subsequent reduction.	Subsequent enhancement (new build-logs, enlargements, and under-Valuation.)	Total Gross Value.	Increase, final difference over preceding year's gross Value.	Rateable Value.	Classification of Rateable Value.			
		No. of complaints against the opening Value.	Gross Value after complaints.							Chargeable to General Tax.	Exempted from General Tax, under Section 143 (1) (a) (b).	For which no bills for General Tax are issued.	Total Rateable Value
1	2	3	4	5	6	7	8	9	10	11	12	13	14
	Rs.	Rs.	Rs.	Rs.	Rs.	Rs.	Rs.	Rs.	Rs.	Rs.	Rs.	Rs.	Rs.
1929-30	14,32,76,584	5,949	14,15,37,860	11,49,340	14,03,68,520	75,94,558	14,79,63,078	63,21,422	13,31,79,886	12,52,84,962	78,83,606	11,328	13,31,79,886
1930-31	14,48,22,976	6,626	14,83,72,170	27,05,671	14,56,66,499	43,47,884	15,00,14,383	20,51,305	13,50,26,397	12,68,71,704	81,46,180	8,513	13,50,26,397

STATEMENT "B."

General Tax.

1929-30.		1930-31.	
1	Rs. a. p. 1,29,16,098 0 2	1	General Tax levied at 1 1/2 per cent. from the Public, City Improvement Trust, Mills and Railways.
2	Rs. a. p. 4,72,444 6 0	2	Compounded sum payable by Government under Section 144(3) of the Act.
3	Rs. a. p. 10,20,229 0 0	3	Compounded sum payable by the Port Trust under Section 145(3) of the Act.
4	Rs. a. p. 1,44,07,769 6 2	4	Total of columns 1, 2 & 3.
5	Rs. a. p. 1,80,25,816 9 0	5	General Tax levied at 1 1/2 per cent. from the Public, City Improvement Trust, Mills and Railways.
6	Rs. a. p. 5,44,201 12 0	6	Compounded sum payable by Government under Section 144(3) of the Act.
7	Rs. a. p. 10,20,229 0 0	7	Compounded sum payable by the Port Trust under Section 145(3) of the Act.
8	Rs. a. p. 1,45,30,246 14 0	8	Total of columns 5, 6 & 7.
9	Rs. a. p. 1,82,477 7 10	9	Difference between column 4 & 8.

STATEMENT "C."

Water Tax.

1929-30.		1930-31.		Difference.	
1	Rs. a. p. 32,40,781 0 0	1	On rateable value @ 8 1/2 per cent.	12	Difference of columns 4 and 8.
2	Rs. a. p. 31,578 10 0	2	Compounded Water Tax.	10	Compounded Water Tax.
3	Rs. a. p. 31,58,104 2 0	3	By Meter Measurement.	11	By Meter Measurement.
4	Rs. a. p. 64,30,468 12 0	4	Total of columns 1, 2 and 3.	11	Less
5	Rs. a. p. 32,36,655 5 0	5	On rateable value @ 3 1/2 per cent.	9	Less
6	Rs. a. p. 68,399 10 0	6	Compounded Water Tax.	10	More
7	Rs. a. p. 29,97,968 8 0	7	By Meter Measurement.	11	More
8	Rs. a. p. 63,03,021 7 0	8	Total of columns 5, 6 and 7.	11	Less
9	Rs. a. p. 4,125 11 0	9	On Rateable value at 3 1/2 per cent.	12	Less
10	Rs. a. p. 86,821 0 0	10	Compounded Water Tax.	12	Less
11	Rs. a. p. 1,60,137 10 0	11	By Meter Measurement.	12	Less
12	Rs. a. p. 1,27,442 5 0	12	Difference of columns 4 and 8.	12	Less

STATEMENT "D."

Halalkhor Tax.

1929-30.			1930-31.			Difference between columns 3 and 6.
1	On rateable value at 8 per cent.	Rs. a. p. 33,33,155 0 4	1	On rateable value at 8 per cent.	Rs. a. p. 33,08,149 0 0	
2	On special service.	Rs. a. p. 1,23,937 3 0	2	On special service.	Rs. a. p. 1,33,786 5 0	Rs. a. p. 35,01,935 5 0
3	Total of columns 1 and 2.	Rs. a. p. 34,71,092 12 4	3	Total of columns 4 and 5.	Rs. a. p. 35,01,935 5 0	Rs. a. p. 30,842 8 8
4			4			More

STATEMENT "E."

Total demands, collections and outstandings including wheel tax.

Years.	Net demand issued.	Collections.	Outstandings.	REMARKS.
1	2	3	4	5
	Rs. a. p.	Rs. a. p.	Rs. a. p.	
1929-30 ...	2,69,88,091 6 11	2,45,62,047 0 3	24,26,044 6 8	Outstandings.—Total outstanding of Rs. 24,26,044-6-8 includes Rs. 4,49,200-8-0 on account of Government contribution in lieu of General Tax under Section 144 (3) of the Act for the year 1929-30.
1930-31 ..	3,73,68,007 15 8	2,40,02,205 14 11	33,65,802 0 9	Outstandings.—Rs. 33,65,802-0-9 includes Rs. 5,18,023-1-0 on account of Government contribution in lieu of General Tax under Section 144 (3) of the Act for the year 1930-31. Collections.—Rs. 2,40,02,205-14-11 includes amount paid by Government on account of General Tax as under:— (1) Part contribution for 1930-31 .. Rs. 26,178-11-0 (2) Part contribution for 1929-30 ... ,, 5,20,957-14-0 (3) Supplementary claim on account of variation of Award for 1924-1929 ... Rs. 48,986-0-0

No. M.C./1/A of 1931-32.

BOMBAY, 10th July 1931.

FROM

THE TOWN DUTY OFFICER,

To

THE MUNICIPAL COMMISSIONER

FOR THE CITY OF BOMBAY.

SIR,

I have the honour to submit my Report on the working of the Town Duty Department for the year 1930-31.

I was in charge of the Department throughout the year.

The rates of duty leviable during the year under report were the same as in the preceding year.

The aggregate amounts of town duty collections, refunds and net receipts during the year as compared with 1929-1930 are summarized hereunder, full particulars being given in the attached appendix.

	1929-30.			1930-31.		
	Rs.	a.	p.	Rs.	a.	p.
Gross collections	28,98,772	0	3	30,50,948	8	5
Refunds	15,34,225	8	0	12,87,714	0	0
Net Revenue	13,64,546	8	3	17,63,234	8	5
	Increase Rs. ... 3,98,688 0 2					

Details of the increase are as under :—

Name of Article.	Increase.			Decrease.		
	Rs.	a.	p.	Rs.	a.	p.
Grain and flour	33,870	2	6			
Sugar	4,26,702	0	6			
Wines and spirits	11,176	6	3			
Beer			3,400	5	7
Ghee			131	8	4
Timber			66,288	11	0
Firewood			3,240	0	2
Total	4,71,748	9	3	73,060	9	1

Net Increase ... 3,98,688 0 2

The excess in the case of sugar is due to enormously heavy imports in the latter half of February last, on account of the increase in the import duty expected in the Imperial Government's Budget for 1931-32. The Marking section was taxed to the utmost and all previous records were broken by a long way. Additional men had to be drafted to cope with the strain from other sections where also the work was not light. The staff rose to the occasion and accomplished their task smoothly and accurately and without any complaint whatever from importers or exporters.

The variations in other dutiable articles are in the ordinary course of trade, though the decrease in timber reflects in some measure the prevailing economic conditions.

The total net revenue derived from the non-refundable duty on raw cotton and the Government and Municipal shares thereof, as compared with 1929-30 are as under:—

	1929-30.		1930-31.	
	Rs.	a. p.	Rs.	a. p.
Net Revenue, after deduction of collection charges	35,93,778	10 10	29,51,933	10 8
Government share 4/7th	20,53,587	13 0	16,86,819	3 10
Municipal share 3/7th	15,40,190	13 10	12,65,114	6 10
Decrease in Municipal share over 1929-30		..	2,75,076	7 0

Cotton duty shows a reduction over the previous year as there was a bumper crop in 1929-30, while in 1930-31 heavy late rains spoilt the crop in several cotton districts.

The total number of claims for refund of town duties on export dealt with during the year was 47,211 against 52,874 in the previous year.

The total number of sugar bags marked with the Municipal stamp during the year was 15,55,204 against 13,33,499 in the previous year.

In Bombay Act XIX of 1930, a Town Duty not exceeding 10 annas per Bombay Maund on Vegetable Product having been prescribed, preparations were made in the year under report for its collection from 1st April 1931 and the Town Duty Rules were amended to provide for the purpose and also for some changes found necessary by experience.

I have the honour to be,

Sir,

Your most obedient servant,

M. J. ANTIA,

Ag. Town Duty Officer.

Appendix.

STATEMENT contrasting the Collections, Refunds and Net Revenue from Town Duties for the years 1929-30 and 1930-31.

ARTICLES.	COLLECTIONS.				REFUNDS.				NET REVENUE.			
	1929-30.	1930-31.	Increase in 1930-31.	Decrease in 1930-31.	1929-30.	1930-31.	Increase in 1930-31.	Decrease in 1930-31.	1929-30.	1930-31.	Increase in 1930-31.	Decrease in 1930-31.
	Rs. a. p.	Rs. a. p.	Rs. a. p.	Rs. a. p.	Rs. a. p.	Rs. a. p.	Rs. a. p.	Rs. a. p.	Rs. a. p.	Rs. a. p.	Rs. a. p.	Rs. a. p.
Grain @ annas 6 per Candy	7,74,807 11 3	7,49,493 9 9	25,814 1 6	3,54,247 10 0	3,05,600 9 0	48,647 1 0	} 3,80,384 9 3	4,14,254 11 9	33,870 2 6	...
Flour @ annas 4½ per Candy	256 15 0	5,687 0 0	5,430 1 0	40,432 7 0	35,325 5 0	5,107 2 0				
Sugar @ annas 8 per Cwt.	14,04,191 5 0	16,47,081 7 6	2,42,840 2 6	10,56,649 12 0	8,72,787 14 0	1,83,861 14 0	3,47,541 9 0	7,74,243 9 6	4,26,702 0 6
Wines and Spirits @ annas 4 per Imperial Gallon	1,66,086 13 6	1,76,590 4 9	10,503 7 3	14,073 2 0	18,400 3 0	672 15 0	1,52,013 11 6	1,63,190 1 9	11,176 8 3	..
Beer @ ples 6 per Imperial Gallon	47,660 6 7	43,120 8 0	4,539 14 7	14,786 5 0	13,646 12 0	1,139 9 0	32,874 1 7	29,473 12 0	3,400 5 7
Ghee @ annas 10 per Bombay Maund.. .. .	2,18,691 3 10	2,17,720 2 6	961 1 4	11,254 5 0	10,424 12 0	829 9 0	2,07,426 14 10	2,07,296 6 6	131 8 4
Timber @ 2½ per cent. on Market Value	2,41,076 1 11	1,68,534 0 11	72,542 1 0	42,781 15 0	36,528 9 0	6,253 8 0	1,98,294 2 11	1,32,005 7 11	66,288 11 0
Firewood @ annas 2 per Candy	46,011 7 2	42,771 7 0	3,240 0 2	46,011 7 2	42,771 7 0	3,240 0 2
			2,58,778 10 9	1,06,597 2 7					4,71,748 9 3	73,060 9 1
			1,06,697 2 7								73,060 9 1	
Total Rs. ..	28,98,772 0 3	30,50,948 8 5	1,52,176 8 2	15,84,225 8 0	12,87,714 0 0	2,46,511 8 0	13,64,546 8 3	17,63,234 8 5	3,98,688 0 2

M. J. ANTIA,
Ag. Town Duty Officer

No. M.-C.-1-A of 2-7-1931.

FROM

THE ACTING CITY ENGINEER,

TO

THE MUNICIPAL COMMISSIONER
FOR THE CITY OF BOMBAY.Subject :—*Administration Report of the City Engineer's Department
of the year 1930-31.*

SIR,

I have the honour to forward herewith the Administration Report of the Departments under my control for the year 1930-31.

2. The Corporation under their Resolution No. 6504 of 21st October 1929 sanctioned the scheme for the Reorganization of the Engineering Departments, which question was pending ever since Sir M. Vishweshwaraya's inquiry in 1924-1925. The scheme was brought into force from April 1930. In order to understand the constitution of the reorganized Departments it would be of interest to outline the old organization of the permanent Departments which was as follows :—

- (a) General Engineering.
- (b) Supervision of Private Buildings.
- (c) Upkeep and Repairs of Municipal Buildings.
- (d) Kurla-Deonar Railway Works.
- (e) Maintenance of Roads, Overbridges, etc.
- (f) Public Lighting.
- (g) Architectural.
- (h) Acquisition and Land Management.
- (i) Works (Construction of Roads, Overbridges, Drains, etc.)
- (j) Drainage and Sewerage Works.
- (k) Mechanical Works.

3. Under the Reorganization Scheme the above departments have been rearranged into five groupings as under :—

- (1) Architectural (comprising (c) and (g) of the former organization).
- (2) Buildings (comprising (b) of the former organization).
- (3) Acquisition and Land Management (comprising (h) of the former organization).
- (4) Mechanical (comprising (k) of the former organization).
- (5) Works (comprising (d), (e), (f), (i) and (j) of the former organization).

4. The Administration Report is arranged in accordance with the above groupings.

Architectural Branch.

Upkeep and Repairs of Municipal Buildings.

5. During the year under report Messrs. Anna Balwant & Co. were the contractors for annual repairs and petty works in A, B, C and D Wards and Mr. Gangji Kanji for works in E, F and G Wards. Their rates were 15½ per cent. and 17½ per cent. respectively below Schedule rates.

6. The Building and Repair Works entrusted to the Petty Works Contractors during the year amounted to Rs. 1,83,109-8-1.

7. The Painting Works entrusted to the Painting Contractors amounted to Rs. 30,834-1-4.

8. Mr. P. B. Patwardhan was the Contractor for Painting Works and his rates were 26 per cent. below Schedule rates. Owing to the death of Mr. Patwardhan his contract was terminated under Standing Committee's Resolution No. 5926 of 5th November 1930 and the work was entrusted to Mr. Govindji L. Jobanpotra for the remaining part of the year. His rates were 26 per cent. below Schedule rates.

9. The number of Municipal properties was about 525 and that of the properties acquired in connection with Development Schemes was about 300.

Plague Measures taken during the Year.

10. No new camps were erected during the year under report.

11. The semi-permanent Health Camps at Suklaji Street and Chinchpokli were maintained at a total cost of Rs. 34-15-2. No amount was spent on the maintenance and repairs of the camp at Colaba.

Municipal Building Construction.

12. General conditions as regards building materials and labour continued to be favourable during the year and almost all the works budgetted for were undertaken.

Markets.

13. No provision could be made for constructing a market at Matunga owing to financial stringency.

14. The work of constructing the market at Chandanwadi was completed at cost of Rs. 89,020-14-0.

15. It is proposed to construct a market for the Dadar Parsee Colony. Negotiations are going on with the City Improvement Trust for the acquisition of a suitable site.

Latrines, Urinals and Bathing Places.

16. The charge of Government land for constructing public convenience at Chaupati Sea Face has been taken over from the Collector of Bombay. Plans and estimates for the work were prepared, but in view of the proposed erection of the conveniences at Mathew Road near Sandhurst Bridge, funds for which have been provided in the Revenue Budget for the year 1931-32, it is deemed unnecessary to construct separate conveniences at Chaupati Sea Face. The proposal has, therefore, been deferred for the present.

17. The work of constructing the latrines and urinals at Apollo Bunder near the Gate Way of India has been completed at a cost of Rs. 23,608-5-1.

18. The tender of Messrs. C. Nanalal & Co., amounting to Rs. 8,321-10-6 for the work of constructing a block of 14 W. Cs. and enlarging the size of the septic tank at Bandra Slaughter Houses, was accepted by the Standing Committee under their Resolution No. 6440 of 19th November 1930. But the work was deferred as the question of the septic tank was under consideration. It was thereafter decided to construct the septic tank of double the size to suit the present requirements and the revised estimate as per the tender rates was submitted to Standing Committee and Corporation for sanction to the increased cost of the work.

19. As recommended by the Works Committee under their Resolution No. 69, dated 1st December 1930, the plans and estimates amounting to Rs. 19,840 for the conveniences at Mathew Road near Sandhurst Bridge, were approved under Corporation Resolution No. 10235 of 23rd March 1931. A provision of Rs. 19,840 has been made in the Revenue Budget for the year 1931-32 and the work will be taken in hand after the monsoon.

20. No provision was made in the budget for 1931-32 for the work of constructing combined public conveniences near the Keshavji Naik's Fountain at Bhat Bazar owing to financial stringency.

21. The tender of Messrs. C. Nanalal & Co., amounting to Rs. 6,004-8-10 for constructing W. Cs. and urinals at Palton Road, was accepted by the Standing Committee under their Resolution No. 8653 of 11th February 1931. The work has been commenced by the contractors.

22. A provision of Rs. 6,750 has been made in the Revenue Budget for the year 1931-32 for the work of constructing public conveniences at Mumbadevi Road. Detail plans and estimates are under preparation.

23. As recommended by the Public Health Committee in their Resolution No. 91 of 13th October 1930, a site at the south corner of the Dadar Police Court near the Dadar Tram Terminus has been approved under Corporation Resolution No. 7188 of 11th December 1930 for constructing sanitary conveniences. Detail plans and estimates for the work are under preparation.

Cemeteries.

24. No provision was made in the budget for the year 1931-32 for constructing remaining portion of the compound wall at the Haines Road Hindu Cemetery.

Chawls and Quarters.

25. As recommended by the Works Committee under their Resolution No. 70 of 1st December 1930, plans and estimates amounting to Rs. 1,27,860 for constructing chawls for Health Department staff on the new site near the Woollen Mill Lane, at Lady Jamshedji Road, Dadar, were approved under Corporation Resolution No. 10235 of 23rd March 1931. No provision could however be made for the work in the Loan Works Budget for the year 1931-32 owing to other more important and urgent works which had to be financed during the year.

26. No provision has been made in the budget for the year 1931-32 also for the work of constructing an additional chawl of 16 rooms for the unloading staff at Kurla-Deonar for want of funds.

27. It is proposed to construct a chawl of 20 rooms at 7th Kamathipura Street and a chawl of 30 rooms at Stable Street for housing the Health Department labourers. As recommended by the Works Committee in their Resolution No. 104 of 2nd February 1931, the plans and estimates amounting to Rs. 7,713 for the chawl at 7th Kamathipura and the plans and estimates amounting to Rs. 17,015 for the chawl at Stable Street including conveniences, fencing, etc., have been approved under Corporation Resolution No. 9063 of 16th February 1931. A special grant of Rs. 24,728 from Surplus Cash Balance has been sanctioned for the works under Corporation Resolution No. 9491 of 5th March 1931, which will be taken in hand shortly.

28. Plans and estimates amounting to Rs. 7,280 were prepared for the work of constructing a chawl of 16 rooms at Colaba for Health Department Staff. A provision of Rs. 7,230 has been made for the work in the Revenue Budget for the year 1931-32 and it will be taken in hand shortly.

Primary Schools.

29. Owing to continued financial stringency no provision had been made in the Loan Works Budget for the year 1931-32 for the work of constructing a primary school at Mastan Tank.

30. As recommended by the Works Committee in their Resolution No. 23 of 11th September 1930, plans and revised estimates amounting to Rs. 99,720 for the proposed school building at Nalbundki Wadi, Mahim, were approved under Corporation Resolution No. 6907 of 4th December 1930. The work will be taken in hand early next year.

31. The tender of Messrs. N. B. Poman & Co., amounting to Rs. 22,620-6-9 for the work of constructing a semi-permanent Primary School at Bhawanishankar Road, Dadar, ('G' Ward) was accepted by the Standing Committee under their Resolution No. 8197 of 21st January 1931. The work has been commenced by the contractors.

Gardens.

32. The work of the proposed combined Band Stand and shelter at Victoria Gardens has been deferred for want of funds.

Hospitals.

33. The cost of constructing the Ward for Cholera and Plague cases at the A. R. Hospital amounted to Rs. 87,781-12-9. Half of the cost was contributed by the Committee of the Governor's Hospital Fund.

34. The work of constructing an additional storey over the Isolation Block for Venereal Diseases at the K.E.M. Hospital was completed at a cost of Rs. 36,830-14-6, half of which amount was contributed by the Governor's Hospital Fund for Bombay.

35. The work of constructing an additional storey over the Nurses' quarters at the K.E.M. Hospital was completed at a cost of Rs. 17,639-8-5. The Committee of the Governor's Hospital Fund for Bombay have kindly contributed a sum of Rs. 5,039-14-1 towards the cost of the work.

36. The tender of Messrs. Rustomji Ardeshir & Co., amounting to Rs. 74,951-7-6 for the work of constructing an additional storey over the Student's Hostel of the G. S. M. College, was accepted by the Standing Committee under their Resolution No. 4055 of 26th August 1930. The work is nearing completion.

37. Revised plans and estimates amounting to Rs. 59,920 for constructing a new ward in the Small-pox Unit at the Arthur Road Hospital were prepared and submitted to the Corporation for approval. Provision for the work has however been deferred till the financial condition improves.

38. The tender of Mr. Anand Ghiga, amounting to Rs. 6,280-4-6 for constructing a Dhobi Ghat and ironing room at the A.R. Hospital, was accepted by the Standing Committee under their Resolution No. 2723 of 16th July 1930. The work was completed at a cost of Rs. 5,604-13-8.

39. The tender of Mr. F. E. Cooper, amounting to Rs. 10,673-4-1 for the extension of the Surgical Dressing Department for out-patients of the K.E.M. Hospital, was accepted by the Standing Committee under their Resolution No. 5393 of 15th October 1930. The work is completed by the contractor and the accounts are being adjusted.

Fire-Brigade.

40. As required by Corporation Resolution No. 1143 of 6th May 1929, revised plans and estimates for constructing a new fire-brigade station for Fort District on one of the plots in the Hornby-Ballard Scheme are under preparation.

Miscellaneous.

41. The work of redressing and treating with stone preservative the Porebunder stone work in the remaining external walls of the Municipal Head Office Buildings was entrusted to the Annual Painting Contractors and it is nearing completion.

42. The proposal for construction of fountains—one at Lady Jamshedji Road and the other at Sion or any other work of public utility—out of the donation of Rs. 14,338-3-9 received from the Hon'ble the Advocate-General is still under consideration.

43. As recommended by the Roads, etc., Committee under their Resolution No. 7 of 10th April 1930, the plans and estimates, amounting to Rs. 11,520 for providing a range of bathing cubicles on the Chaupati foreshore, were approved under Corporation Resolution No. 3137 of 28th July 1930. No provision has however been made in the budget for the year 1931-32 for this work for financial reasons.

44. Plans and estimates amounting to Rs. 4,920 for constructing a tiffin room for the Municipal Staff at the Municipal Head Office were prepared. The provision for the work has however been deferred till the advent of better times.

45. Plans and estimates, amounting to Rs. 10,820, for constructing a water fountain at the King's Circle Garden, Matunga, were prepared and submitted to the Corporation. The Roads, Development, etc. Committee under their Resolution No. 248 of 17th March 1930 recommended to the Corporation that in view of the present financial stringency the proposal should be held in abeyance and that the Commissioner's letter submitting plans and estimates be recorded. This was confirmed under Corporation Resolution No. 915 of 1st May 1930.

PRIVATE BUILDING CONSTRUCTION

(Including Set-Backs).

46. The number of applications received under Section 337 for the erection of new buildings and under Section 342 for additions and alterations to existing buildings, during the year under report, as compared with those received during the preceding four years is as follows :—

Year.	Under Section 337.	Under Section 342.	Total number of buildings dealt with.	Total number of applications.
1926-27	674	762	1,436	2,758
1927-28	542	605	1,147	2,754
1928-29	765	1,051	1,816	2,744
1929-30	579	985	1,564	2,725
1930-31	765	1,169	1,934	2,562

47. Two or more modified proposals are generally received in connection with one and the same building, hence the difference between the figures in the last two columns in the above table.

48. The majority of the plans were conditionally approved.

Set-Backs.

49. The following is a comparative statement of the amounts expended on set-backs from 1911-12 to 1930-31.

Year.	Paid from Capital.	Paid from Revenue.	Total.
	Rs. a. p.	Rs. a. p.	Rs. a. p.
1911-12	2,41,054 1 2	1,11,313 0 0	3,52,367 1 2
1912-13	2,10,729 9 1	1,14,894 0 0	3,25,623 9 1
1913-14	2,21,745 13 7	1,01,663 1 9	3,23,408 15 4
1914-15	4,34,918 10 5	1,09,149 10 1	5,44,118 4 6
1915-16	*6,03,819 0 4	1,05,684 8 1	7,09,503 8 5
1916-17	96,173 3 11	1,22,699 8 2	2,18,872 12 1
1917-18	19,277 8 8	1,59,595 15 3	1,78,873 7 11
1918-19	2,05,566 2 1	1,46,561 3 5	3,52,127 5 6
1919-20	2,90,531 5 11	1,28,517 15 6	4,19,049 5 5
1920-21	1,51,295 12 9	1,04,158 0 9	2,55,453 13 6
1921-22	3,17,488 10 10	1,93,059 0 1	5,10,547 10 11
1922-23	3,99,887 12 4	1,00,083 11 11	4,99,971 8 3
1923-24	5,99,056 0 3	5,99,056 0 3
	Paid from Loan Works.	Paid up from Land and Building Fund.	
1924-25	5,50,150 0 0	2,71,376 3 3	8,21,526 3 3
1925-26	4,09,538 2 9	4,09,538 2 9
1926-27	4,74,152 11 1	64,976 13 4	5,39,129 8 5
1927-28	5,64,794 0 5	5,64,794 0 5
1928-29	4,72,161 10 9	4,72,161 10 9
1929-30	3,77,125 0 6	3,77,125 0 6
1930-31	3,52,637 0 0	3,52,637 0 0

50. * Inclusive of Rs. 3,57,682-2-3 on account of the unadjusted charges for 1915-16 and previous years.

51. The liabilities outstanding for land sanctioned to be acquired for set-backs amounted to Rs. 11,58,363-2-6.

52. Proposals were submitted for changing the regular lines or prescribing regular lines for the first time of the following streets :—

- (1) Marking regular lines for the first time of Apollo Street from Rampart Row, (opposite St. Andrews Church), on east side along Government Dockyard northwards upto a distance of 535 feet.
- (2) Changing regular lines of Khattaralli Lane between Thakurdwar Road and Kandewadi Lane.
- (3) Realignment of roads at Portuguese Church Street at Dadar.
- (4) Changing regular lines of Lamington Road at its junction with Bellasis Road on Byculla Club Premises.
- (5) Marking regular lines for the first time of Vatsaraj Lane and the passage leading to Laxmi Narayan Lane extension.
- (6) Changing regular lines of Foras Road between Bellasis Road and Kamathipura 13th Lane (opposite Alexandra Cinema).

Enforcement of Building Regulations.

53. 1 217 summonses were issued against house-owners under various Sections of the Municipal Act with the result shown in the following statement :—

Sections of the Municipal Act.	No. of Prosecutions.	No. of cases withdrawn on compliance with the requirements.	No. of cases in which parties were warned and discharged.	No. of Convictions.	No. of postponements falling during the year 1930-31.	FINES.
						Rs. a. p.
231 ..	14	10	2	2	10 0 0
243 ..	1	1
267 ..	40	31	1	8	15 0 0
258 ..	11	6	2	3	15 0 0
259 ..	1	1
297 (3) ..	8	2	3	3	40 0 0
305 ..	9	9
308 ..	499	381	42	76	289 0 0
322 ..	6	6
328 ..	5	5
337 ..	104	66	28	10	275 8 0
342 ..	126	86	22	18	256 0 0
347 (a) (a) ..	1	1	4 0 0
347A ..	12	8	1	3	12 0 0
349B ..	2	1	1	15 0 0
353 ..	19	14	4	1	40 0 0
353A ..	92	52	22	18	354 0 0
354 ..	260	184	3	29	44	410 8 0
358 ..	1	1
377 (1-A) ..	2	2	24 0 0
377A (1) ..	2	2
By-law 40 ..	2	2
Total ..	1,217	858	3	160	196	1,760 0 0

54. No notice was issued under Section 378 for the improvement of insanitary buildings during the year under report. Action under this Section is now taken by the Health Department.

55. 811 notices were issued under Section 354 of the Municipal Act for the removal of unsafe structures. Out of these, 626 were complied with and the remaining 185 were pending at the close of the year.

56. Out of 287 notices under Section 354 that were pending at the close of the previous year, 273 were complied with and the remaining 14 were still pending at the close of the year.

57. 20 buildings or portions thereof fell during the year. There were no casualties in 15 cases and in the remaining 5 cases 14 persons were injured and 5 killed.

58. Action was taken under Section 349 of the Municipal Act in 32 cases for the summary removal of huts or walls thereof made of inflammable materials. Out of these, 29 were complied with and the remaining 3 were pending at the close of the year.

59. Applications were made to the Standing Committee for the removal of unauthorized works in 6 cases. In 5 out of these the works were removed by the parties and in one case the work was removed by the Municipality.

60. Out of the 10 cases which were pending at the close of the previous year in 9 cases the works were removed by the parties and one case was still pending at the close of the year.

61. 2,081 notices were issued under Section 308 of the Municipal Act for the removal of unauthorized projections. Out of these, 1,311 were complied with and the remaining 770 cases were pending at the close of the year.

62. 125 cases under Section 308 which were pending at the close of the previous year were all complied with during the year under report.

63. During the year under report a special staff was appointed for licensing of stall-boards and weather-frame projection. Preliminary notices were given in the local newspapers for the information of the public stating the conditions under which permission would be granted for such projections. Action was then started in a few selected streets in each ward. In all 6,122 preliminary warning letters were issued against individual shop-keepers during the year with the result that in 1,350 cases the unauthorized projections were removed and in 851 cases the parties were given permission to retain the projections on Municipal terms. Owing to the trade depression and political unrest the staff was not able to bring in the estimated revenue. A retrenchment was therefore made in the staff from the 1st September 1930 with the result that by the end of the year it was found that the income brought was just sufficient to cover the expenses. It is expected that with the return of the more settled conditions there will be improvement in the income.

Floor Area of Tenements.

64. During the year under report, 1,253 buildings were surveyed by the ward Inspectors with a view to registering their floor area. The following statement shows the increase and decrease in the floor area of tenements in new and altered buildings in the City.

SERVANTS OF INDIA SOCIETY'S
BRANCH LIBRARY
BOMBAY

Statement showing the increase or decrease in the class and floor area of tenements in new and altered buildings during the year 1930-31.

WARD.	DESCRIPTION.	SHOPS.		GODOWNS.		RESIDENCE.						REMARKS.		
						One-room tenement.		Two-room tenement.		Larger tenement.			Servants quarters.	
		No.	Floor area.	No.	Floor area.	No.	Floor area.	No.	Floor area.	No.	Floor area.		No.	Floor area.
			Sq. yds.		Sq. yds.		Sq. yds.		Sq. yds.		Sq. yds.		Sq. yds.	
A	Total floor area of buildings "after" they are altered or newly built..	42	1,011	31	9,048	26	357	14	522	38	6,021	33	603	
	Do. do. "before" do. do. ..	10	486	8	2,904	44	8,082	32	3,288	
	Total increase in floor area of buildings, in A Ward..	32	525	23	6,144	26	357	30	7,560	6	2,733	33	603	
B	Total floor area of buildings "after" they are altered or newly built..	30	719	3	278	68	1,202	7	289	31	1,437	2	21	
	Do. do. "before" do. do. ..	5	146	11	224	
	Total increase in floor area of buildings, in B Ward..	25	573	3	278	57	978	7	289	31	1,437	2	21	
C	Total floor area of buildings "after" they are altered or newly built..	126	2,469	50	1,674	381	7,406	68	2,312	36	2,397	
	Do. do. "before" do. do. ..	42	929	7	351	73	1,194	9	322	14	1,001	
	Total increase in floor area of buildings, in C Ward..	84	1,540	43	1,323	308	6,212	59	1,990	22	1,396	
D	Total floor area of buildings "after" they are altered or newly built..	67	1,359	35	1,550	85	1,696	29	1,059	399	12,886	21	281	
	Do. do. "before" do. do.	2	350	68	2,895	
	Total increase in floor area of buildings, in D Ward..	67	1,359	35	1,550	83	1,346	29	1,059	331	9,991	21	281	
E	Total floor area of buildings "after" they are altered or newly built..	32	637	9	1,019	296	2,045	30	707	1	49	
	Do. do. "before" do. do. ..	6	64	1	60	113	1,413	12	352	
	Total increase in floor area of buildings, in E Ward..	26	573	8	959	183	632	18	355	1	49	

WARD.	DESCRIPTION.	SHOPS.		GODOWNS.		RESIDENCE.						REMARKS.		
						One-room tenement.		Two-room tenement.		Larger tenement.			Servants' quarters.	
		No.	Floor area.	No.	Floor area.	No.	Floor area.	No.	Floor area.	No.	Floor area.		No.	Floor area.
			Sq. yds.		Sq. yds.		Sq. yds.		Sq. yds.		Sq. yds.		Sq. yds.	
F	Total floor area of buildings "after" they are altered or newly built..	44	1,004	6	651	467	6,237	14	992	
	Do. do. "before" do. do.	
	Total increase in floor area of buildings, in F Ward.	44	1,004	6	651	467	6,237	14	992	
G	Total floor area of buildings "after" they are altered or newly built..	153	3,069	1	222	476	7,835	389	7,574	86	3,293	2	27	
	Do. do. "before" do. do. ..	23	728	34	475	109	2,007	36	1,198	
	Total increase in floor area of buildings, in G Ward.	130	2,341	1	222	442	7,360	280	5,567	50	2,095	2	27	
A to G	Total increase in floor area of buildings, in A to G Wards on private land "after" they are altered or newly built	494	10,268	135	14,442	1,799	26,778	537	12,463	605	27,075	58	932	
	Do. do. "before" do. do. ..	86	2,353	16	3,315	233	3,656	174	10,763	150	8,382	
	Total increase in floor area of buildings on private lands ..	408	7,915	119	11,127	1,566	23,122	363	1,700	455	18,693	58	932	
	Do. do. on C. I. T. Plots ..	63	2,224	202	4,466	8	407	136	9,347	49	571	
	Grand total showing increase in floor area of buildings in the whole City	471	10,139	119	11,127	1,768	27,588	371	2,107	581	28,040	107	1,503	

65. Miscellaneous increase of floor area of building in all the Wards A to G :—

	No.	Floor area in sq. yards.
I. Public Buildings, Offices, Schools, Printing Presses, Clubs, Hostels, Cinemas, Theatres, etc.	32	10,536
II. Motor garages, coach houses and horse stable.. . . .	145	4,836
III. Milch Cattle Stables and Bullock Stables	36	1,926
IV. Mills, Factories, Workshops, Tanneries, etc.	60	821
V. Temples, Mosques, Durgahs, Jamathkhana, etc.	93	11,339
VI. Sheds for shops, godowns and for human habitation.. . . .	38	4,448
Total of miscellaneous increase of floor area in all wards excepting C.I.T. plots	404	33,906
Do. do. C. I. T. plots	44	1,080
Grand Total of miscellaneous increase in floor area in the City during the year 1930-31	448	34,986

66. In all 4,296 notices were issued under the following Sections of the Municipal Act :—

Sections of the Municipal Act.	Number of notices.
231	155
243 (2)	11
244 (1)	1
257 (1) (a)	600
298	23
299	30
308	2,081
311	6
349	32
351	48
351 (2)	6
353	146
354	811
354A	177
377A (1)	70
488	99
Total	4,296

House Connections.

67. Under the Reorganization Scheme the work of house connections to new houses and the enforcement of drainage rules and bye-laws in respect of old houses which comes within the purview of building operations has been transferred to the Building Branch.

68. 749 notices were issued by that Branch under different sections of the Municipal Act against the owners of premises for remedying the defects in the drainage arrangements and 67 summonses were issued for non-compliance with the requisitions.

LAND ACQUISITION AND MANAGEMENT.

Schemes, Overbridges, Roads, etc.

69. *DeLisle Road Overbridge*.—The Railway Co. have paid Rs. 24,000, the estimated cost for the rectification of the defects in the roadway and pavements of the approaches. The work is now taken in hand.

70. The annual income realized from the properties acquired for the construction of the overbridge and retained amounts to Rs. 9,531.

71. *Dadar Overbridge*.—The work of constructing the roads, sewers, and storm-water drains is completed. Paving of footpaths and planting of trees will be taken in hand when the utility services are completely laid.

72. Access to the Dharmdareshwar temple from the foot overbridge over the two systems of railways is now provided by a stairway. The sacred cow is permitted access over the new ramp constructed by the Railway in their goods yard.

73. The total rent received per annum on account of the lands in this scheme leased on monthly tenancy amounts to Rs. 29,379-5-0.

74. *Mahaluzmi Overbridge*.—A four storied building in case No. M/701 had to be demolished as it could not be safely permitted to be occupied without very heavy repairs, which were estimated to cost over Rs. 10,000.

75. The annual income from the buildings and vacant lands in this scheme amounts to Rs. 72,240-12-0.

76. A lease of 695 square yards at 6 per cent. on value of land at Rs. 60 per square yard has now been converted into a sale of the land at Rs. 45 per square yard with the sanction of the Corporation (C. R. No. 3775 of 18-8-30.)

77. The sale of building materials in one case fetched Rs. 3,936.

78. *Victoria Road Overbridge*.—This estate which is a remnant out of the acquisitions made for the construction of Victoria Road Overbridge is in an outlying area and fetches a poor return. It consists of small huts built by poor Mahomedans in the locality. Attempts to let it more remuneratively have not been successful owing to acute trade depression

79. A piece of land on this Estate was let at a small ground rent for building a corrugated sheet chawl. The lessee could not recover rents sufficiently to meet his obligations and after running into considerable arrears of ground rent and rates and taxes he agreed to surrender the structure at Rs. 500 in lieu of his arrears.

80. *Gollanji Hill Road*.—The work of excavating the hill for constructing for the present a 40 feet East-West road is in full progress. A diversion of the existing Gollanji Hill Road is taken in hand. It will serve as an access road to the Vaghewari temple which was agreed to be provided in one of the settled cases in the scheme.

81. Arrangements are being made to pull down the structures and trees falling within the road alignment. The sale of building materials of a small structure fetched Rs. 288.

82. The annual income realized from lettings in the scheme amounts to Rs. 7,871-4-0.

83. *Hornby Road Scheme*.—During the year under review awards were made in 8 cases and compensation amounting to Rs. 2,23,157 was paid. In 2 cases damages amounting to Rs. 430 for withdrawal from acquisition have been paid. 12 sweepers' passages with an area of 405 square yards were acquired at a nominal compensation of Re. 1 only in each case. Of the 23 cases pending before the Land Acquisition Officer 18 are to be withdrawn from acquisition, 2 are likely to be settled and 3 will be proceeded with for acquisition.

84. Three acquired buildings which appeared to be unsound were demolished. The amount realised from the sale of their building materials was Rs. 14,766.

85. The following plots were leased or sold :—

1. Area admeasuring 334.3 square yards has been leased to Mr. E. B. Ghaswala for 999 years at $5\frac{1}{2}$ per cent. on Rs. 275 per square yard.
2. Two plots admeasuring 4 and 11 square yards in front of Fort Market are leased for one year at a monthly rent of Rs. 43 (Rs. 16 and Rs. 27).
3. A plot of land admeasuring 141 square yards at the junction of Modi Street and Modi Street Cross Lane has been leased for one year at a monthly rent of Rs. 52-14-0.

86. *Acquisition of Byramji Hall Lane.*—Government have completed the acquisition of this lane which has now ceased to be a street.

87. *Widening of 1st Marine Street.*—Revised estimates for the widening of 1st Marine Street have been approved by the Corporation but for want of funds much desired improvement of widening this lane by completing the acquisition of a small number of properties had to be deferred.

88. *Tulsi Pipe Line Scheme.*—Out of the 43 plots which were notified for acquisition under the modified scheme, 15 cases were acquired. In view, however, of the approval of the Corporation to the location of the outfall for the sewerage of the North of the Island at Worli Point, it was considered advisable to denotify the other properties. In 5 cases damages for withdrawal have been paid. In 3 cases reference has been made to the High Court under Section 48 (2) of the Land Acquisition Act. One case No. M/742 has been acquired at a nominal compensation of rupee one only. The cases of claims for damages due to withdrawal are proceeding before the Land Acquisition Officer.

89. *Proposed Road from Haines Road to the Junction of Tulsi Pipe Line and Fergusson Road.*—The scheme is still held up for want of funds.

90. *Grant Road Terminal Scheme.*—The reinstatement of assets disturbed at Tardeo Flats owing to the acquisition by the Railway of Municipal properties is now completed.

91. *Extension of Municipal Workshops at Foras Road.*—The two properties acquired for the extension of the workshops continue to be let. The rent recoveries from these estates amount to (Rs. 216 plus 800) = Rs. 1,016 per month or Rs. 12,192 per annum.

92. *Municipal Siding at Carnac Road.*—Owing to the heavy cost of laying a siding for the Carnac Road Crushers it was decided to abandon the proposal to crush town refuse at the Carnac Road Pulverisers and to dispose of the machinery and to let the buildings. At one time it appeared that the G. I. P. Administration would purchase our Palton Road Estate including the buildings erected for the crusher plant for railway purposes, but for financial reasons, the Agent intimated that there was no possibility of the Railway purchasing the Municipal land. The crusher plant will be disposed of on a suitable offer being received and the buildings for which negotiations are proceeding will be let or sold on receipt of a reasonable offer.

93. *Palton Road Estate.*—This Estate situated in the heart of the city and close to the Central Market Area is capable of better development and more handsome return. At present it consists of dirty looking ground floor tin sheds which require to be cleared. As their demolition will lead to dishousing of a large population working in the docks and around the market area, the demolition of these houses is out of question for the present.

94. The rents of the sheds have been increased with the sanction of the Standing Committee. The triangular portion to the North of Health Department Stables has been reserved for directed games under the guidance of the Y. M. C. Association.

95. *Byculla Market Site.*—The acquired land and buildings have been temporarily let and the annual revenue amounts to Rs. 5,496. Negotiations are still going on with private parties for leasing the land for market and other purposes.

96. *Lease of Municipal Land at Masjid Bridge.*—The Corporation under their Resolution No. 2831, dated the 17th July 1930, have sanctioned the lease of the land comprising about 500 square yards to Mr. Damji Lalji for a period of 30 years at a ground rent on 6 per cent. basis on the value of the land at Rs. 100 per square yard. The rear land occupied by a godown has

also been leased to the same lessee for a period of 50 years on a ground rent on the basis of 4 per cent. on the value of the land at Rs. 100 per square yard. There now remains on this estate an out of date Municipal Market, the major portion of the stalls of which are vacant.

97. *Acquisition of Properties at Pydhuni.*—The ground floor structure on this estate was let on a lease to Mr. T. G. Shah. The Corporation sanctioned the reduction of rent from Rs. 260 to Rs. 210 per month and increased the period of the lease from 3 to 10 years.

98. *Acquisition of Land at Mingalwady, Mazagon.*—The sale of a portion of Municipal land at Mingalwady, Mazagon, which is now under consideration is likely to fructify.

Cemetery.

99. *Jewish Cemetery at Haines Road.*—Out of the three cases two cases have already been acquired and the remaining case will be completed for which a special grant is being applied for.

Special Road Schemes.

100. *Dadar Kumbharwada Road now known as Bhawanishankar Road.*—In this scheme the four remaining cases have been closed for award.

101. *Widening of Love Grove Pumping Station Road.*—Land together with the portion of the old road admeasuring about 7,879 square yards between the Municipal land and the property of H.H. the Maharaja of Gwalior has been sold to His Highness (at the rate of Rs. 8 per square yard) for Rs. 63,032.

Mahim Kapad Bazar Road.

102. The scheme is complete so far as acquisition is concerned.

Mahim Development Schemes.

103. *Mahim Station Road, Scheme No. I.*—The possession in the remaining two cases was taken. An area of 3,101 square yards of Municipal land was exchanged with 12,405 square yards of Mr. Kermani's land required for an extension of the Mahim burial ground and roads around it. In addition to this exchange Mr. Kermani purchased from the Municipality 1,825 square yards of land for Rs. 29,104. The site of the old reclaimed Dighi Tank is given for cultivation with a view to improve its surface by turfing and making it suitable for recreation and play ground purposes.

104. *Nardulla Tank Road, Scheme No. II.*—The scheme is complete as regards the acquisition. As the park has been reclaimed with town sweepings it is not in fit condition to be used for recreation purposes. Some land has been given for cultivation with a view to improving the surface and making it suitable for recreation purposes.

105. *Extension of DeLisle Road Northwards to meet Lady Jamshedji Road, Scheme No. III.*—The acquisition work is complete so far as the scheme is concerned. A portion of this road near Portuguese Church Tank which was laid with concrete has now been asphalted. One case where betterment charges were to be recovered has been settled. The surplus land is being leased or sold.

106. Seven plots of land admeasuring 57, 650, 205, 75, 500, 180 and 145.06 square yards have been sold at Rs. 577, 8,775, 2,050, 600, 7,500, 2,700 and 1,450 respectively to different purchasers.

107. *Widening and improving of Lady Jamshedji Road, Scheme No. IV.*—The scheme is complete as regards acquisition. The whole carriageway from the Woollen Mills to Bandra Causeway is asphalted throughout its entire length. Two cases in which betterment, etc., charges are to be recovered will be settled. The surplus land is being leased or sold. One plot admeasuring 222 square yards has been sold for Rs. 2,220 and another plot admeasuring about 600 square yards has been leased for a term of 5 years at a monthly rental of Rs. 105.

108. *Extension of Mahim Bazar Cross Road to Tulsi Pipe Line, Scheme No. V.*—The scheme is complete so far as acquisition is concerned. Owing to acute financial stringency and lack of vehicular traffic it is intended not to lay at present asphalt over the concrete

icundations already laid for the road. The manhole covers which had been kept higher than the concrete surface for meeting with asphalt when laid were lowered with a view to minimising obstacles and preventing accidents to vehicular and other traffic.

109. *Road A—B between Dadar and Matunga, Scheme No. VI.*—This scheme is abandoned by the Corporation.

110. *Roads B—C, C—D, D—E between Dadar and Matunga Stations, Scheme No. VII.*—The only one case in this scheme remains to be settled with the Church Authorities.

111. Awards in the 6 cases of Ruby Mills are expected to be published. A provision of Rs. 25,000 has been made for the construction of roads and arrangements are being made to carry out the work.

112. *Two Roads from Cadell Road to Mahim Foreshore near E. D. Sassoon Dye Works, Scheme No. VIII.*—The scheme is complete and both the roads have been constructed. The scheme is complete as far as both acquisition and construction works are concerned.

113. *Mahim Park Scheme.*—Parts of the park have been made suitable for cricket, tennis, badminton and other games. This year some more land has been leased for grazing during certain hours only, so as to avoid the cost of cutting the grass. The road in front of Mr. Jaffer Mistry's property from which betterment amounts are due, has been constructed and arrangements for lighting it are being made.

114. *Widening Lady Jamshedji Road to 80' from Bombay Woollen Mills to Dadar Over-bridge.*—The scheme is complete as regards construction and acquisition.

115. For widening this road a portion of Mr. DeSilva's property has already been acquired. A proposal for acquisition of land for widening Portuguese Church Street and the construction of a road by the side of DeSilva School has been submitted to the Corporation for sanction. If this proposal is accepted, Portuguese Church Street will be widened to 60' from its junction with Lady Jamshedji Road to its junction with the Gokhale Road and a cross road will be laid out alongside DeSilva School and Mr. Singhani's property.

116. *Proposed Road at Ganesh Peth Lane joining Hasali Tank with Lady Jamshedji Road.*—Notices under Section 305 have already been issued to the owners of properties who have not yet contributed towards the construction of the roads. The work of constructing the roads is expected to be taken in hand shortly. One acquisition case is still pending before the Land Acquisition Officer and the award will be published after receipt of the agreement and the Indemnity Bond from the parties.

117. *Widening of Mahim Durgah Lane.*—The two properties have already been acquired and a road has also been constructed.

118. *Acquisition of Land at Mahim Fort.*—Government has already handed over the plot revenue free to the Municipality and C. I. Trust have agreed to exchange their land for the Municipal land for improving the road.

119. Recoveries of betterment and road construction charges in settled cases are being effected either by settlements or by filing suits in the High Court.

120. Rents for trees and structures let, are being regularly and satisfactorily recovered from the contractors and the tenants.

121. Statements A and B showing rent accrued, recovered, etc., are appended hereto.

122. The rent accounts have been kept up to date.

123. As desired by the Standing Committee in their review of the Administration Report for 1929-30, I am collecting information from the departments as regards surplus lands in their charge and a register of all Municipal lands will be opened on receipt of the information.

A

Statement showing Rent Accrued, Recovered, etc., during 1930-31 :—

Numbers of Sections.	Rents accrued due during the year 1930-31.	Rents recovered by the Rent Collectors and the deposit adjusted.	Rent unrecoverable on account of vacancy.	Amount written off, &c.	Total amount outstanding on 1st April 1931.	REMARKS.
	Rs. a. p.	Rs. a. p.	Rs. a. p.	Rs. a. p.	Rs. a. p.	
SECTION I. (Comprising properties at Hornby Road to Ballard Pier Scheme and other Miscellaneous properties in Fort) ..	3,02,805 12 8	2,38,272 14 7	54,841 10 5	685 9 6	9,005 10 2	The collection includes adjustment of deposit which had been recovered in the previous year.
SECTION II. (Comprising properties at Palton Road, Kalbadevi Road, Shaik Memon Street, Abdul Rehman Street, 1st Marine Street, Mahaluxmi Road Overbridge, Byculla Bridge, Victoria Road Overbridge and other properties in B, C, D and E Wards)	2,39,165 11 6	2,24,718 3 4	44,275 13 1	44,457 11 1	The amount of collection includes Rs. 74,286 being the compensation for structure of W.I.T.C. taken over and finally adjusted against the arrears.
SECTION III. (Comprising properties at Tulsi Pipe Line and Caroll Road, Golanji Hill Road, New Sewri Road, DeLisle Road Overbridge, Arthur Road Overbridge and other Miscellaneous properties in F Ward)	80,091 2 4	51,603 4 7	27,922 0 1	126 11 9	439 1 11	
SECTION IV. (Comprising properties acquired in connection with Mahim Park Scheme, Lady Jamshedji Road Scheme, DeLisle Road Extension Scheme, Mahim Bazar Cross Road Extension Scheme, Mahim Station Road Scheme, Turkey Red Dye Works, Sayani Road, Nardulla, Dadar Matunga and other Miscellaneous properties in G Ward)	92,489 8 8	76,546 14 6	13,473 8 7	633 0 0	1,836 1 7	
GRAND TOTAL	7,14,552 3 2	5,91,141 5 0	1,40,513 0 2	1,445 5 3	55,738 8 9	

STATEMENT "B"

Showing the annual rental recoveries.

Serial No.	Name of the Scheme.	No. of Tenancies.	Amount of annual income from structures.		No. of suits filed for recovering rents.	Total annual income from trees, cultivation, tapping, etc.		No. of suits filed for recoveries.	REMARKS.
			Rs.	a. p.		No. of Tenancies.	Amount.		
1	Hornby Road, Ballard Pier Scheme	690	2,49,888	0 0	24	
2	Gollanji Hill Road	87	7,871	4 0	..	1	120 0 0	..	
3	Mahaluxmi Overbridge ..	110	14,377	12 0	
4	DeLisle Road Overbridge ..	110	9,531	0 0	2	
5	Victoria Road Overbridge ..	59	5,379	0 0	
6	Maternity Home, Bellasis Road	5	11,484	0 0	
7	Falton Road	194	10,839	0 0	1	
8	Dadar behind A. de Silva School	16	1,086	0 0	
9	Tulsi Pipe Line Road ..	283	35,896	0 0	8	
10	Old Purbhadevi Road ..	23	1,794	0 0	2	1	865 0 0	..	
11	Junction o. DeLisle Road & Arthur Road	10	3,276	0 0	1	
12	Bapty Road	2	12,192	0 0	
13	Byculla Bridge	36	10,083	9 0	2	
14	Kalbadevi Road	3	420	0 0	
15	Shaik Memon Street ..	7	7,392	0 0	
16	Pydhoni Street	1	2,520	0 0	
17	Sewree Road	20	606	0 0	
18	Vincent Road	
19	Dadar Kumbharwada Road..	23	1,248	0 0	2	3	441 0 0	..	
20	Mahim Park Scheme ..	105	28,394	4 0	3	12	6,892 8 0	1	
21	Mahim Bazar Cross Road Extension Scheme.. ..	11	2,905	0 0	..	4	1,236 0 0	..	
22	Mahim Station Road I ..	3	648	0 0	..	5	680 0 0	..	
23	Nardulla Park Area II ..	8	312	0 0	..	2	730 0 0	..	
24	DeLisle Road Extension Scheme III	52	5,148	0 0	..	7	2,905 0 0	..	
25	Lady Jamshedji Road IV ..	157	14,580	12 0	2	13	3,193 11 0	1	
26	Mahim Bazar Cross Road and Lady J. Road	
27	Tulsi Pipe Line and Carrol Road	28	3,055	8 0	
28	Dadar Matunga Roads ..	54	3,756	0 0	..	8	1,286 9 0	1	
29	Turkey Red Dye Works ..	8	636	0 0	..	3	830 0 0	..	
	Total carried forward ..	2,085	4,45,319	1 0	47	59	19,178 12 0	3	

STATEMENT B—*contd.*

Serial No.	Name of the Scheme:	No. of Tenancies.	Amount of annual income from structures.	No. of suits filed for recovering rents.	Total annual income from trees, cultivation, tapping, etc.		No. of suits filed for recoveries.	REMARKS
					No. of Tenancies.	Amount.		
			Rs. a. p.			Rs. a. p.		
	Total brought over Rs...	2,085	4,45,319 1 0	47	59	19,178 12 0	3	
30	Sayani Road	
31	Love Grove Pumping Station Road	1	200 0 0	..	
32	Worli Kalsekar's Chawl ..	12	1,896 0 0	
33	Masjid Bunder Station	
34	Ground Rent for Plots of Lands in various localities .. .	281	1,91,897 6 1	
35	Dadar Overbridge	
36	Opp. Kavarana Building ..	4	168 0 0	..	1	36 0 0	..	
37	Portuguese Church Street	1	10 0 0	..	
38	Haines Road	2	347 0 0	..	
39	Near Saitan Chowky	
40	Opp. Reformatory	1	14 0 0	..	
41	Worlee, Love Grove Pumping Station Road .. .	2	984 0 0	..	1	10 0 0	..	
	Total ..	2,384	6,40,264 7 1	47	66	19,795 12 0	3	
	Total Annual rent realisable from all sources .	Rs.	6,60,060-3-1					
	Total No. of Tenancies	2,450					
	Total No. of Suits filed for rent recoveries	47				3	

MECHANICAL BRANCH.**Municipal Workshops.**

124. The total expenditure incurred during the year for works executed at the Municipal Workshops aggregated Rs. 2,83,546-15-4 as under :—

	Rs.	a.	p.
For Departmental Works	1,91,750	0	6
For Establishment, &c., charges :—			
(a) Shop	31,961	7	10
(b) Office	59,835	7	0
Total Rs. ..	2,83,546	15	4

125. The total amount of bills preferred by the Workshops during the year 1930-31 aggregated Rs. 2,37,477-12-0 as under :—

	Rs.	a.	p.
Amount chargeable on different jobs during the year	2,44,969	7	9
<i>Add</i> —Amount of incomplete jobs at the beginning of the year	11,647	8	3
	<u>2,56,617</u>	<u>0</u>	<u>0</u>
<i>Deduct</i> —Amount of incomplete jobs at the end of the year	19,139	4	0
Total amount of bills preferred by the Workshops during the year 1930-31	2,37,477	12	0

126. The working of the shops resulted in a loss of Rs. 36,649-7-10 as under :—

The actual charges are as follows :—

	Rs.	a.	p.	Rs.	a.	p.
General working of the shops (Establishment, &c., charges)	91,796	14	10		
Amount of supervision, &c., charges by charging fixed percentage of 50 per cent. on the cost of labour required for works executed at the shops			53,190	4	3
Profit on account of sale of coal, ashes, unserviceable stores and private works			1,957	2	9
Net deficit in the working of the shops			36,649	7	10
	<u>91,796</u>	<u>14</u>	<u>10</u>	<u>91,796</u>	<u>14</u>	<u>10</u>

127. The Mechanical Department continued keeping in repair all the Municipal Mechanical and Electrical Plants, also various Municipal Electrical Installations and Motor Transport.

128. Considerable reductions have been made in the staff at the Workshops during the year under review.

129. The following comparative statement shows the turnover and loss during the last three years :—

<i>Year.</i>	<i>Turnover.</i>	<i>Loss.</i>
1928-29	3,78,943	21,327
1929-30	3,74,191	28,649
1930-31	2,83,547	36,649

130. The turnover in the Workshops is rapidly declining resulting in a proportionate increase in the Overhead charges. As the number of employees is now at an almost irreducible minimum, revised proposals for meeting the deficit are being put forward. The introduction of 15 tractors and trailers during the past year or so has increased work in the motor repair section whilst a corresponding decrease in the amount of work has taken place in the repairs of carts, etc.

131. The Scheme for centralising the Motor Transport has been put into operation and the consideration of utilising the Bapty Road Depot as a Central Garage is being pushed forward.

LOVE GROVE PUMPING AND COMPRESSOR STATIONS.

Love Grove Pumping Station.

132. The major portion of the sewage received at Love Grove has been dealt with by the two electrically driven pumps. During the monsoon period however the whole of the steam plant has been in operation. The unprecedented heavy rainfall experienced in September 1930 resulted in considerable areas of the City being flooded for about two days.

133. The amount of water brought into the City and the consequent amount of sewage dealt with at Love Grove show an increase over the previous year.

134. The coal consumed during the year was 2,617 tons 14 cwts.

135. Bengal coal was used throughout the year, the cost per ton being Rs. 15-13-0. The coal was purchased on a guaranteed calorific basis of 7,000 calories for 1 lb. of coal.

136. To deal with the large quantity of detritus the employment of extra labour will probably become permanent.

137. The average height of the sewage in the detritus chamber was 5'-6" and the amount of detritus removed was 6,077 tons 3 cwts.

138. As in previous monsoons the practice was continued of allowing storm-water from the storm-water channel to be pumped when conditions were favourable.

Electric Pumping Station.

139. The Electric Pumping Station installed in July 1924, continued to run throughout the year. The number of units consumed during the year amounted to 3,080,900, the total cost being Rs. 1,25,161-9-0 against 3,044,300 units consumed at a total cost of Rs. 1,28,743 in the previous year.

140. It may be recalled here that with the sanction of the Corporation under their Resolution Nos. 1326 of 10th May 1923 and 8186 of 29th November 1923 two electrically driven centrifugal pumps and relative machinery which were originally ordered for the Tansa Works, were installed at the Love Grove Pumping Station as a temporary measure until such time as the new Drainage Scheme for the north of the City which was then under consideration was approved and put into operation.

141. It was decided to substitute these electric pumps in lieu of the Worthington Steam pumps at the old pumping station as the latter had been in constant use for over 30 years and were found to be so worn out that it was impossible to use them any longer and it was apprehended that the newly installed steam plant at the New Pumping Station, which had a capacity

of 45 million gallons per day only, with a stand-by of 15 million gallons per day, would not be capable of dealing with the sewage from the then existing water supply of the City, especially at times of peak load when the rate of flow of sewage is twice the average rate. Moreover, the Tansa Triplication Scheme, under which a substantial addition to the water supply of the City was expected, was nearing completion, and it was considered imperative to provide as an emergency measure additional pumping plant at Love Grove to cope with the increased quantity of sewage expected on the completion of the water works.

142. After making due allowance for the water consumed in the unsewered portion of the City, the quantity of sewage which is eventually expected to reach Love Grove is estimated at about 60 million gallons per day during the dry weather and the provision for pumping plant has to be made on that basis.

143. It was accordingly decided to sink suitable sump wells near and connected to the existing suction sumps for the steam pumping station and to instal in them electrically driven pumps of capacity sufficient to deal with the full dry weather flow with due allowance for the minimum and maximum rates of flow during the times of ordinary and peak loads respectively.

144. The Corporation under their Resolution No. 5191 of 9th October 1930, sanctioned a contract being entered into with Messrs. Duncan Stratton & Co., for the work at a cost of Rs. 1,79,654. The work was in progress at the beginning of the year. This work includes installation of a Venturi meter at an additional cost of Rs. 15,667 for the purpose of testing the guaranteed output of the pumps and serving as a constant daily record of the quantity of sewage pumped into the sea. At present we have no means of checking the quantity of sewage pumped.

145. When this scheme is completed it is anticipated that a substantial annual saving amounting approximately to Rs. 50,000 would accrue by way of reduction in staff, maintenance of the plant, and cost of electrical energy and coal consumed.

146. Current for the existing Electric pumps was obtained from the Tata Hydro-Electric Power Supply Co., at a flat rate of 65 anna per unit. Negotiations have been carried on with the Company and a proposal recommending the Corporation to accept an alternative rate, which should result in a substantial saving, will be put forward in due course.

Love Grove Compressor Station.

147. It is now about 32 years since the steam driven air compressors were installed at Love Grove. As this plant cannot be expected to work in a satisfactory manner, proposals for the installation of electrically driven compressor sets are under consideration.

148. The coal consumed in the compressor station amounted to a total of 6,761 tons 6 cwts.

149. With the water supply at its present high rate, the compressor plant is inadequate and leaves no margin of safety.

150. The new quarters for the Engineers and the chawls for the menial staff at Love Grove continue to be maintained in good condition.

Storm Water Gates.

151. A provision has been made for the replacement of one of the storm water gates at Love Grove in the budget for the year 1931-32. The remainder will be replaced in due course.

Ejector Stations.

152. The ejector stations generally have proved reliable and where any difficulty has been experienced it is generally due to the lack of pressure resulting from the inadequacy of the compressor plant.

153. A portion of the air main between Lamington Road and Jacob Circle has been renewed during the year.

Colaba Air Compressor Station.

154. The electrical service at Colaba has proved to be reliable as in no case has any trouble been experienced through failure of supply.

155. The completion of the additional sealed sewage main from Colaba to the Majestic Hotel and the additional air main from the compressor station to Colaba station has effected a remarkable improvement in the Drainage conditions of Colaba. The system is now adequate to meet all demands likely to be made on it during the next few years.

156. The newly installed plant in the compressor station has worked in a most satisfactory manner.

157. The improvements in the drainage of the Roberts Road area are so marked that it is not considered necessary now to go on with the original proposals for additional air mains in this part.

158. During the year 545,364 units were consumed at a total cost of Rs. 27,290-2-5.

159. The total quantity of sewage pumped in the Colaba District during the year is as follows :—

					Gallons.
Ejector No. 1	Colaba	213,583,500
" "	2	"	206,647,000
" "	3	"	214,186,000
" "	4	"	89,408,000
" "	5	"	43,138,000
Total Gallons ..					766,962,500

160. No bursts in the sealed sewage main have been experienced during the year.

Bhandarwada and Arthur Road Compressor Stations.

161. The compressors at Bhandarwada and Arthur Road continue to work satisfactorily.

Auxiliary Air Compressor Station at Mahaluxmi.

162. The auxiliary air compressor station at Mahaluxmi has continued in operation during the year.

163. Except during the monsoon period the ejector at Warden Road has worked in a satisfactory manner.

164. Further proposals for the improvement of the pumps at Elphinstone Road are being put forward for consideration.

165. The two new Wolseley Saloon cars used by the Municipal Commissioner and the Health Officer have given satisfactory service.

166. Inspection of Factories, Workshops and Work-places.

WARD.	New proposals for Permits and Licenses.		Recommended Permits and Licenses.		Factories Working without permits.	Nuisance cases.	Notices issued under Section 392.
	Permits.	Licenses.	Permits.	Licenses.			
A ..	43	1	43	1	Nil.	3	Nil.
B ..	11	11	11	11	Nil.	1	Nil.
C ..	60	54	60	54	2	6	Nil.
D ..	55	30	55	30	Nil.	3	Nil.
E ..	92	50	92	50	Nil.	24	1
F ..	37	8	37	8	Nil.	2	Nil.
G ..	31	7	31	7	1	3	1
Total ..	329	161	329	161	3	42	2

167. The total number of permits and license cases inspected and disposed of during the year 1930-31 was 490.

168. The nuisance cases were attended to and necessary steps taken in the cases of factories reported to be working without permits. Actions under Section 392 of the Municipal Act were taken against the proprietors of the factories in cases wherever the requirements were infringed.

169. The total number of cases inspected during the year 1930-31 was 537.

170. Each factory, workshop and work-place was inspected more than three times.

Works Branch.

171. The newly constituted Works Branch is divided in two sections viz. (1) Construction and (2) Maintenance.

I. Construction.

172. 10 drainage and 14 road works were carried out by contracts at a total cost of Rs. 2,94,704-8-9 and Rs. 2,10,055-15-10 respectively as shown in the statement marked W.E.A.

173. 3 drainage and 4 road works were carried out departmentally at the total cost of Rs. 37,699-12-1 and Rs. 65,699-13-6 respectively as shown in the statement marked W.E.B.

174. As no provision was made in the budget, no footpaths were paved during the year.

Works done by Contract during the year 1930-31.

W.E.A.

Serial No.	Names of Works.	Names of Contractors as per Standing Committee Resolution No.	Contract amount.	Actual expenditure including Establishment upto 31st March 1931.	Contract date of completion.	Actual date of completion.	Remarks as regards progress.
			Rs. dec.	Rs. a. p.			
1	Avoid sewer in portions of Bhendy Bazar Road and Sandhurst Road 570 feet in length from Sydenham Road and Bhendy Bazar Road junction to 140 feet west of Bhendy Bazar Road and Sandhurst Road junction.	Mr. Vithal Syana, S. C. R. No. 5946 of 2nd October 1929.	59,599.55	47,794 4 0	3rd May 1930 ..	14th April 1930 ..	Work completed. Accounts adjusted.
2	Storm water drain in lieu of the existing water course passing through the property of Khatri E. H. Arat at De Lisle Road and filling up the existing water course.	Messrs. Gannon Dunkerley & Co., Ltd., S. C. R. No. 7614 of 27th November 1929	9,429.71	6,764 8 11	23rd February 1930.	1st August 1930 ..	Do. do.
3	Ovoid sewer in portions of Trimbak Parsharam Street and Falkland Road from the dead end of the new sewer in Trimbak Parsharam Street to that at the junction of Falkland Road and Sandhurst Road.	Messrs. Pallonji Edulji & Son, S. C. R. No. 8616 of 26th November 1930.	69,348.39	20,276 0 0	14th July 1931	Work is in progress.
4	Ovoid sewer in a portion of Sandhurst Road from the dead end of the new ovoid sewer at the junction of Bhandari Street to the junction of Doctor Street.	Messrs. Tejoo Kaya & Co., S. C. R. No. 6826 of 3rd December 1930.	70,688.37	15,578 9 0	14th July 1931	Do.
5	Ovoid sewer in a portion of Sandhurst Road from its junction with Doctor Street to the dead end of the new ovoid sewer near the junction of Sandhurst Road and Bhendy Bazar Road.	Messrs. Tejoo Kaya & Co., S. C. R. No. 6648 of 26th November 1930.	47,398.05	17,304 13 0	14th May 1931	Do.
6	Construction of 3'-6" circular sewer in Warden Road from Tardeo Road to a point 1,360 ft. southwards.	Mr. Vithal Sayana, S. C. R. No. 11595 of 26th March 1930.	1,73,154.42	71,403 4 1	13th April 1931	Do.
7	Construction of 3'-6" circular sewer in Clerk Road between Tardeo Road and the main ovoid sewer.	Messrs. Maneek Kurpal & Bros., S. C. R. No. 235 of 7th April 1930.	1,29,343.68	87,027 9 4	17th April 1931	The work is nearly completed.
8	Cutting Golanji Hill Road, east side	Mr. Manilal H. Patel, S. C. R. No. 4845 of 27th August 1929.	1,13,650.00	53,534 9 11	22nd September 1930.	Work is in progress.
9	Cutting Golanji Hill Road, west side	Messrs. Rowji Sojpal & Co., S. C. R. No. 5404 of 18th September 1929.	97,047.54	49,301 0 11	31st March 1930	Works completed. Accounts to be adjusted.
		Carried forward ..		3,68,984, 11 2			

Serial No.	Names of Works.	Names of Contractors as per Standing Committee Resolution No.	Contract amount.	Actual expenditure including Establishment upto 31st March 1931.	Contract date of completion.	Actual date of completion.	Remarks as regards progress.
			Rs. dec.	Rs. a. p.			
			Brought over....	3,68,984 11 2			
10	Storm water drain in Bandra Causeway	Messrs. Rawji Sojpal & Co., S. O. R. No. 8742 of 3rd January 1930.	8,776.10	7,244 12 4	19th March 1930 ..	30th April 1930 ..	Works completed. Accounts ad- justed.
11	Ovoid sewer in portions of Sydenham Road and Palton Road from the dead end of the new ovoid sewer in Sydenham Road to 875 feet southwards in Palton Road.	Messrs. Pallonji Edulji & Son, S. C. R. No. 6439 of 19th November 1930.	81,596.00	14,791 10 4	14th July 1931	Work is in progress.
12	Paving with Shahabad stone slabs the footpaths along 80 feet. Lady Jamshedji Road from Woollen Mills to Portuguese Church Street.	Messrs. Rowji Sojpal & Co., S. C. R. No. 5663 of 25th September 1929.	24,872.49	19,827 7 11	3rd January 1930 ..	29th January 1930 ..	Work completed. Accounts ad- justed.
13	Construction of water entrances and manholes on the existing storm water drain and pipe sewer in Argyle Road.	Messrs. Pallonji Edulji & Son, S. C. R. No. 1944 of 18th June 1930.	8,103.68	6,519 1 9	12th October 1930 ..	6th October 1930 ..	Work completed. Accounts to be adjusted.
14	Construction of a portion of Bandra Causeway	Messrs. Rowji Sojpal & Co., S. C. R. No. 8742 of 3rd January 1930.	10,355.65	8,937 14 2	19th March 1930 ..	30th April 1930 ..	Work completed. Accounts ad- justed.
15	4" cement concrete foundations along Sandhurst Road between Lamington Road and Charni Road.	Messrs. Maneck Kurpal & Bros. S. C. R. No. 6438 of 19th November 1930.	18,372.50	15,531 11 0	25th February 1931	17th February 1931	Work completed. Accounts are being adjusted.
16	Providing 6" cement concrete foundations along Falkland Road portions of bridge upto Tardeo junction.	Messrs. Maneck Kurpal & Bros., S. C. R. No. 6232 of 12th November 1930.	8,694.00	58 0 9	25th January 1931.	24th January 1931.	Work completed. Accounts to be adjusted.
17	Providing 6" cement concrete foundations along Lamington Road between Bellasis Road and Jetha Street.	Messrs. Pallonji Edulji & Son, S. C. R. No. 6824 of 3rd December 1930.	27,217.57	53 2 6	14th April 1931	Work is in progress.
18	Providing 4" cement concrete foundations along Foras Road between Falkland Road and Lamington Road.	Messrs. Pallonji Edulji & Son, S. C. R. No. 6827 of 3rd December 1930.	11,552.56	4,329 12 1	14th March 1931 ..	19th March 1931 ..	Work completed. Accounts are being adjusted.
			Carried forward..	4,46,278 4 0			

Serial No.	Names of Works.	Names of Contractors as per Standing Committee Resolution No.	Contract amount.	Actual expenditure including Establishment upto 31st March 1931.		Contract date of completion.	Actual date of completion.	Remarks as regards progress.
				Rs. dec.	Rs. a. p.			
				Brought over ..	4,46,278 4 0			
19	Providing 4" cement concrete foundations along DeLisle Road between Clerk Road and Arthur Road.	Messrs. N. B. Poman & Co., S. C. R. No. 6825 of 3rd December 1930.	28,505.85	8,801 5 2	15th March 1931	Work completed.	
20	Providing 6" cement concrete foundations along Carnac Road (south side) from Police Commissioner's Office to Kalbadevi Road.	Messrs. Maneck Kurpal & Bros., S. C. R. No. 7369 of 17th December 1930.	21,367.72	4,127 4 8	26th March 1931 ..	26th March 1931 ..	Work completed. Accounts are being adjusted.	
21	Providing 6" cement concrete foundations along Arthur Road from Jacob Circle to Lamington Road.	Messrs. Maneck Kurpal & Bros., S. C. R. No. 7084 of 10th December 1930.	15,093.00	7,855 14 3	21st March 1931 ..	15th February 1931	Do.	
22	Providing 6" cement concrete foundations and sett pavement along Jacob Circle.	Messrs. Meghji Gangji & Co., S. C. R. No. 7974 of 15th January 1931.	38,900.18	1,122 0 3	28th May 1931	Work is in progress.	
23	Providing sett pavement on concrete foundations along Gardens Bridge from DeLisle Road to Victoria Gardens.	Messrs. Maneck Kurpal & Bros., S. C. R. No. 8196 of 31st January 1931.	43,082.77	5,352 8 3	4th June 1931	Do.	
24	Laying 3" Cold Mix at Haines Road between DeLisle Road towards Jacob Circle.	Messrs. Mawson-Vernon Co., Ltd., S. C. R. No. 9920 of 5th February 1930.	31,500.00	31,223 4 0	17th April 1930 ..	17th April 1930 ..	Work completed. Accounts adjusted.	
			Total Ra..	5,04,760 8 7				

Statement showing Drainage and Road Works carried out departmentally :—

Serial No.	Description of Work.	Actual expenditure incurred.		
		Rs.	a.	p.
1	Constructing a storm water drain in Dadar Gully	8,634	0	1
2	Constructing a storm water drain in the proposed 60' road from Sonapur Lane draining to Outfall No. 3	19,622	13	0
3	Concreting the extension of New DeLisle Road northwards to Lady Jamshedji Road	44,882	15	9
4	Constructing a storm water drain and filling in water course on the east side of Hindu Burial Ground at Mahim ..	9,442	15	0
5	Constructing a road in Mahim Park	2,441	1	3
6	Constructing a road in Mahim Development Scheme No. IV .	3,822	3	6
7	Constructing an 8" thick all-concrete roadway in Argyle Road from bridge to Musjid Road	14,553	9	0
	Total ..	1,03,399	9	7

Crushers.

175. The stone crushers at Nowroji Hill, Sewri and Love Grove were worked on economical lines throughout the year, resulting in a profit of Rs. 32,570-11-4. Rubble stone required for the Nowroji Hill Crusher was purchased from the Bombay Improvement Trust at the same rate as last year, viz., Rs. 8 per brass, delivered close to our crusher. The rubble for Sewri Crushers was purchased under a contract from Messrs. Mahomed Usman & Company at the rate of Rs. 7-11-0 per brass as against Rs. 9-13-0 per brass during 1929-30. No rubble was quarried from Worli Hill for Love Grove Crushers during the year, as there was a large stock from previous years.

176. The Tar Macadam Mixer at Nowroji Hill was working off and on throughout the year, as per requirements of tarcoated materials from different wards.

177. The following is a statement of account of the working of these plants :—

Particular.	Income.		Expenditure.		Difference.	
	Rs.	a. p.	Rs.	a. p.	Rs.	a. p.
1. Sewri Crusher	1,31,881	3 7	99,310	8 3	32,570	11 4
2. Nowroji Hill Crusher						
3. Love Grove Crusher						
4. Tar Macadam at Plant Nowroji Hill	22,672	15 5	18,556	6 11	4,116	8 6

178. The sanctioned rates during the year under report and the proposed rates for the next year on account of profits during the year as stated above are as under :—

Material.	Sanctioned rates for 1930-31.	Proposed rates for 1931-32.
1½" run	Rs. 18 per brass.	Rs. 15 per brass.
1½"	15 "	10-8 "
1"	20 "	15 "
Chips	22 "	19 "
Grit	25 "	10 "
Dust	12 (at Love Grove).. .. 20 (at Nowroji Hill and Sewri).	5 "

Asphalt Plant.

179. During the year 1930-31 a length of 1.152 miles of roads covering an area of 32,128.30 square yards including the area of 2,030.65 square yards or 0.073 mile laid on behalf of the Bombay Improvement Trust was asphalted. This together with the roads laid in previous years gives a total length of 27.813 miles covering an area of 5,99,034.51 square yards of asphalt pavements laid by the Municipal Plant upto 28th February 1931.

180. The total mileage and area of asphalt roads in Bombay on 28th February 1931 are thus 36,799 miles and 8,97,675.66 square yards respectively including the roads taken over from the Bombay Improvement Trust. The details of the different methods being as follows :—

Agency.	3" Sheet Asphalt.		2" Asphaltic Concrete.		2½" Mixed Macadam.		3" Cold Mix.		TOTAL.	
	Miles.	Area in square yards.	Miles.	Area in square yards.	Miles.	Area in square yards.	Miles.	Area in square yards.	Miles.	Area in square yards.
Municipality ..	21.464	4,41,221.54	2.315*	50,519.12†	3.721	91,355.35	0.313	6,938.50	27.813	509,034.51
Improvement Trust ..	8.596	2,90,291.15	0.390	8,350.00	8.986	298,641.15
Total ..	30.060	7,31,512.69	2.705	67,869.12	3.721	91,355.35	0.313	6,938.50	36.799	897,675.66

* 0.424 miles of this were laid out of Bombay.
† 5,975 square yards of this was laid on 4" black base.

181. The total area of 32,128.30 square yards was laid with different kinds of asphalt as shown below :—

Kind of Asphalt.	Area laid in square yards.	REMARKS.
Mexphalte	15,822.31	Supplied by Messrs. Burmah-Shell Co.
T. R. A.	9,367.49	
Cold Mix (supplied by Messrs. Mawson-Vernon Co.)	6,938.50	Laid by Messrs. Mawson-Vernon Co., at a contract rate of Rs. 4-8-0 per square yard. The method being new and used for the first time in Bombay, the behaviour of the road is being watched carefully

182. In-addition to the above an area of 2,044,795 square yards was laid during the year in connection with the reinstatement of trenches taken by the various Utility Companies, and an area of 9,798,30 square yards was laid out of the grant provided for maintenance of Capital and Revenue asphalt roads more than five years old.

183. The total expenditure incurred during the year amounted to Rs. 2,29,860-12-3 and the value of the materials on hand at the end of the year was Rs. 45,688-14-9. The actual expenditure was thus Rs. 1,84,171-13-6.

184. The rates charged for the various methods were the same as per last year.

185. The plant was closed during the monsoon for 177 days from 24th May 1930 to 16th November 1930. Out of the remaining 188 days, 28 were Sundays, 11 holidays, for 14 days the work could not be carried out owing to unforeseen reasons and 135 were working days.

186. The average area laid per day with the different methods was as follows :—

Method.	Length in miles.	Area in square yards.	No. of days.	Average per day.
3" sheet asphalt	0.403	11,040.22	22½	490.70
2½" mixed macadam with ½" seal coat	0.295	12,606.25	28½	442.32
2" Asphaltic Concrete	0.141	1,543.33	4	385.83
3" Cold Mix	0.313	6,938.50	By contract.	
Maintenance Work	9,798.30	37	264.80
Patching	2,044.795	43	47.56
Total ..	1.152	43,971.395	135

187. The following tests were taken during the year at the Asphalt Plant laboratory :—

	No. of tests.
(1) Extractions	420
(2) Platform sand tests	2,358
(3) Tests of sand from depots	1,560
(4) Tests of metal from depots	308
(5) Tests of platform metal	895
(6) Void tests	45
(7) Specific gravity tests	215
(8) Preparing samples of various road mixtures	110
(9) Penetration and other tests	750

188. The areas of new roads laid by plant since 1921-22 upto date are as shown below :—

Year.	Area in sq. yards.
1921-22	3,815.00
1922-23	63,579.00
1923-24	40,240.02
1924-25	56,602.99
1925-26	72,569.25
1926-27	70,189.05
1927-28	79,434.58
1928-29	93,592.42
1929-30	86,883.90
1930-31	32,128.30
10 Years Total area	<u>599,034.51</u>

Improvement of Private Streets.

189. Action under Section 305 of the Municipal Act was taken in respect of 44 private streets and the following streets were declared public under Section 306 of the Municipal Act during the year 1930-31 :—

	Sq. feet.
1. Sankli Street 1st Cross Lane	6,320
2. Do. 2nd do.	14,920
3. Falkland Road 2nd do.	3,353
4. Do. 3rd do.	4,110
5. Do. 9th do.	4,994
6. Private street off Tardeo Road (Sir Cawasji Jhangir's Estate)	15,840
7. Private street between Undria and Huzria Streets. .	1,495
8. Do. off Cavel Street	6,397
9. Do. off Parel Road	5,898
Total	<u>63,327</u>

190. This presents a length of 2,707 feet or more than half a mile.

191. The following 5 works were carried out by the Municipality at the cost of the frontagers :—

	Rs.	a.	p.
1. Private street at Charniwadi	962	6	10
2. Do. between Undria and Huzria Streets. .	1,240	10	5
3. Do. Zaoba's Oart	1,884	1	4
4. Do. off Gibbs Road Cross Lane	1,550	4	6
5. Do. Dady Suntoke Lane	774	7	5
Total	<u>6,411</u>	<u>14</u>	<u>6</u>

192. Recoveries of expenditure from the house-owners were in progress. In 9 new cases, claims amounting to Rs. 13,422-0-6 were declared "improvement expenses" with the sanction of the Corporation under Section 496 of the Municipal Act, and steps are being taken to effect the recoveries from tenants of properties concerned under the provision of Sections 495 and 496 of the Municipal Act.

193. Decrees have been obtained in 18 cases which were pending at the close of the year 1929-30. In 18 cases references under Section 503 of the Municipal Act were filed in the Small Causes Court, out of which decrees have been obtained in 4 cases; claims were settled outside the court in 4, and 10 are pending in the Court at the close of the year.

194. Expenditure incurred on the improvement of private streets during the year under report amounted to Rs. 18,061-4-4 and the total recoveries made from house-owners during the year under review for the improvement carried out during previous years amounted to Rs. 54,206-13-9.

Conversion of Privies on Basket System into Water-Closets on Full Flushing System.

195. During the year under report, the progress of the conversion of privies under the Subvention Scheme was very satisfactory. The number of privies converted was 7,624 making the total number of privies converted upto 31st March 1931, 18,022. Besides, about 5,000 privies were under action during the year.

Design Office Work.

196. 122 estimates for drainage and sewerage works, 215 for road works (*i.e.*, 337 estimates in all) and 287 tracings and 1,385 blue prints for both drainage and road works were prepared.

197. Under the Subvention Scheme, 341 estimates, 689 notices under Sections 230 and 238 of the Municipal Act, 103 tracings and 928 blue prints were prepared.

II. MAINTENANCE.

Repairs and Alterations to Drains and Sewers.

198. 49 small drainage works for alterations and repairs to the existing drains and sewers were carried out departmentally. 139 manhole frames and covers, 215 gratings and 14 ventshafts were renewed as found necessary. The total certified expenditure booked upto the end of the year was Rs. 22,520 as against the budget provision of Rs. 25,000.

199. Cleansing of pipe sewers, ovoid sewers, storm water drains, water courses, catch pits, water entrances, septic tanks and contact beds, street connections, testing and keeping in order ventshafts.

(a) There are about 141.74 miles of pipe sewers and the systematic cleaning of these sewers was carried out throughout the fair season. Disc and cleaning rods were passed through 112.61 miles of these sewers and the silt removed therefrom amounted to 4,374.94 tons or 110,914.12 c.ft. 2,004 chokes and obstructions from pipe sewers were removed.

(b) There are 14.85 miles of ovoid sewers including duplication. Scrapers were passed through 12.41 miles of these sewers and the silt removed therefrom amounted to 154.95 tons or 3,928.50 c.ft.

(c) There are about 194.05 miles of storm water drains, out of which 21.84 miles were cleaned as shown below and 10,780.76 tons or 273,315 c. ft. of silt removed therefrom :—

Storm water drains in Parel Bhendy Bazar Road, Tank Pakhady, Gowalia Tank Road, Grant Road, Erskine Road, Falkland Road, Bhendy Bazar Road, Dadar Road, Parel Road, Victoria Gardens Road, Bapty Road, DeLisle Road, Clerk Road, Kiledar Street, Pais Street, Byculla Station Road, Milk Street, Water Street, Foras Road, Tardeo and Clerk Road.

(d) Water course at the following places were cleaned :—

Anjirwadi, DeLisle Road from Mr. Soman's bungalow, Dadar Road, Currey Road, Kharwa Wady (Walkeshwar), Naigaum Road, Arthur Road, Tardeo Flats (Old), Nepean Sea Road, Warden Road, Haines Road (Dhobi Ghat), Elphinstone Road, Carroll Road, Narayan Dabholker Road, Sewri Cemetery, Gowari Road, and Tulsi Pipe Line Road.

(e) There are 32 catch pits on pipe sewers and 9 on main sewers. They are frequently cleaned during the year and the silt removed amounted to 3,624.79 tons or 91,896.25 c. ft.

(f) There are about 12,679 water entrances in the City, of which 5,179 are provided with closable type of frames and gratings, 2,819 with gratings and concrete covers and 4,699 with gratings and plates. These were cleaned, opened and closed before and after the monsoon and kept in working order.

(g) No damage of any kind was done either to sea walls or to the Biological installation in connection with the Malabar Hill sectional sewerage work during the last rains. The septic tanks and contact beds were cleaned and maintained in proper order.

(h) About 25,625 street connections were cleaned and maintained.

(i) There are 715 ventshafts to ventilate the pipe sewers and main sewers and they were tested and kept in working order.

(j) The total expenditure on cleaning work amounted to Rs. 1,69,455-6-5.

Cleaning, Maintenance and Upkeep of Open Main Drains and Low Level Channels.

200. (a) The work of cleaning open main drains and low level channels was carried out departmentally at a total cost of Rs. 4,659-13-0 and Rs. 6,995-2-0 out of the grant of Rs. 5,000 and Rs. 7,000 respectively, provided for the purpose and the silt removed therefrom amounted to 17,419.14 tons or 441,625 c. ft. and 1,736.06 tons or 453,360 c. ft. respectively.

(b) The open main drains and low level channels were maintained in proper repairs and the expenditure amounted to Rs. 4,461-9-0 against the grant of Rs. 4,500 provided for the purpose.

Cleaning of Drains attached to Municipal Premises.

201. About 778 works in connection with cleaning the drains attached to Municipal properties were carried out at a total cost of Rs. 4,304 out of the grant of Rs. 4,500 provided for the purpose.

Departmental and Private Works.

202. Minor departmental and private works of the total cost of about Rs. 22,316 were carried out departmentally at the cost of various municipal departments and private parties.

Relieving Arches of Old Main Drain at Falkland Road.

203. A provision of Rs. 5,000 was made in the budget for the year 1930-31 for the work. An estimate amounting to Rs. 4,953 was prepared and the work was taken in hand with the Municipal Commissioner's sanction. The certified expenditure upto the end of the year amounted to Rs. 1,553-12-0.

Sluices.

204. There are 14 existing sluices for the storm water outfalls and 24 fair weather connections which were maintained in working order during the year at a total cost of Rs. 2,759-1-0.

Underground Flushing Tanks.

205. There are 340 underground flushing chambers to flush pipe sewers and they were tested, repaired and kept in working order at a total cost of Rs. 276-10-4.

NEW WORKS.

(a) Petty Drainage Works.

206. 22 small drainage works were carried out departmentally out of the grant of Rs. 15,000 provided in the budget under New Works, Drainage, and the total certified expenditure upto the end of the year amounted to Rs. 8,102.

(b) Completion of House Drainage Connections in different parts of the City.

207. The street portions of the house drain connection works in the City were carried out departmentally during the year. 172 sullage connections were made and the certified expenditure upto the end of the year amounted to Rs. 15,830. These connections served 243 premises all of which are drained on water carriage system. 71 storm water connections were made and the total certified expenditure upto the end of the year amounted to Rs. 2,987.

(c) Permanent Manholes over Storm Water Drains.

208. A provision of Rs. 3,000 was made in the budget for the year under report under New Works for providing permanent manholes over storm water drains and the work was carried out departmentally as under :—

4	manholes at	Jijibhai Lane.
1	„ „	Ravelin Street.
7	„ „	Lamington Road.
1	„ „	Sandhurst Road and Northbrook Street.
7	„ „	Issaji Street.

209. The total certified expenditure upto the end of the year amounted to Rs. 2,424.

210. (d) Storm water drainage arrangements were improved at Forjett Street and Sleater Road departmentally at the cost of Rs. 2,696 and Rs. 2,997-1-0 respectively.

211. (e) The work of providing washing places with drainage connection for Municipal properties at Palton Road was carried out departmentally at a total cost of Rs. 1,889-10-4.

(f) Filling in and Levelling.

212. The works of filling in and levelling the Jewish Cemetery at Clare Road and of levelling the playground for Gordhandas Sundardas Medical College students were carried out departmentally at the cost of Rs. 801-15-0 and Rs. 1,700-10-0 respectively.

(g) Latrines and Urinals.

213. The first four works as shown below were constructed departmentally at a total cost of Rs. 10,194-2-6 and the remaining three are in progress :—

No.	Description.	Cost.		
		Rs.	s.	p.
1	Converting the two-seated urinal into two-seated W.C. with full flushing system at the junction of Karwar Street and Mint Road	814	14	0
2	Construction of 4-seated urinal at the junction of Khetwady Main Road and Dr. Wilson Street	1,562	1	0
3	Construction of 4-seated urinal at Tardeo Road	1,617	4	0
4	Construction of two blocks, each of 14-seated latrines on basket system at Dharavi-Koliwada	6,199	15	6
5	Construction of 4-seated urinal at the junction of Arab Lane and Grant Road	Work in progress.		
6	Construction of 2-seated urinal at Arthur Road	Do.		
7	Construction of a two-seated urinal at Padamji Road opp. D u b a s h Theatre	Do.		
	Total ..	10,194	2	6

MISCELLANEOUS WORKS.

(a) Sanitary Arrangements of Health Camps.

214. 47 works in connection with sanitary arrangements of various Health Camps, Observation Camps and Plague Hospital were carried out during the year.

215. (b) The arch of main ovoid sewer along Hornby Road gave way at 3 places and the repair works was taken in hand immediately.

(c) Gibbs Road Subsidence.

216. Owing to the abnormally heavy rains on the 10th September 1930, a serious damage was caused by landslide to Gibbs Road opposite the main entrance gate of the Parsi Towers of Silence. About 500 feet length of roadway cracked and subsided. The work of restoring the subsidence was immediately taken in hand with the sanction of the Standing Committee under their Resolution No. 6849 of 3rd December 1930 and completed at a cost of Rs. 11,250-3-0. As a remedial measure it was proposed to construct a catch-water drain in the compound of Parsi Panchayet property and to improve the slope towards the Hughes Road. The work of the catch-water drain was taken in hand at the close of the year and is in progress. The estimated cost of all these works, viz., Rs. 47,907 was sanctioned to be met from surplus Cash Balance under Corporation Resolution No. 9844 of 12th March 1931.

(d) Cleansing and Repairing Port Trust Wharves and Roads.

217. Under Section 37 of the Bombay Port Trust Act, the Municipality is liable on requisition by the Board to maintain, keep in repair, light and cleanse the roads of any wharf, dock or pier vested in the Board. Upto the year 1928-29 the Municipality was paying to the Port Trust a rebate of Rs. 1,29,919 on account of maintenance and upkeep of their roads and Rs. 29,640 on account of lighting. Subsequently the roads constructed by the Port Trust at the Cotton Depot, Mazgaon, were declared public and it has been agreed between the Municipality and the Port Trust that an additional rebate of Rs. 30,631 should be paid annually by the Municipality for the maintenance and upkeep of the roads on the Cotton Green and Rs. 14,040 for lighting them. This has been sanctioned under Corporation Resolution No. 3912 of 21st August 1930.

ROAD REPAIRS AND MAINTENANCE.

(a) Water Bound Macadam Roads.

218. The area of water bound macadam roads repaired and maintained during the year and the expenditure incurred thereon is as given below :—

Kind of work.	Area in sq. ft.	Cost.		
		Rs.	a.	p.
Resurfacing with 3" metal	9,71,237	79,172	14	1
Patch repairs	29,23,995	1,65,228	11	10
Maintenance of kutchra footpath	1,454	7	10
„ roadside trees	10,841	13	7
Total ..		2,56,697	15	4

219. The average rate of repairing water bound roads worked out to Rs. 8-2-5 per 100 square feet against Rs. 9-15-10 of the last year.

(b) Asphalt Roads.

220. Water bound roads comprising an area of 39,968 square feet were resurfaced with 3" asphalt macadam and other roads comprising an area of 36,72,150 square feet were surface dressed with bitumen.

221. The average rate of asphalt macadam and surface dressing with asphalt worked out to Rs. 21-4-9 and Rs. 7-1-7 per 100 square feet respectively.

222. The total expenditure in carrying out these operations amounted to Rs. 3,66,603-2-3.

(c) **Restoration of Trenches.**

223. The following lengths of trenches in roads were opened by various departments and Utility Companies :—

	R. ft.
1. Water Department	1,31,466.93
2. Bombay Gas Co.	14,819.21
3. Bombay Telephone Co.	8,399.83
4. B. E. S. & Tramways Co... .. .	3,258.98
5. Government Telegraph Department	1,162.54
6. Drainage Works	19,892.72
7. Miscellaneous Agencies	30,850.31
Total ..	<u>2,09,850.52</u>

224. This is equivalent to 39.74 miles, out of the total of 221 miles of roads in the City.

225. These excavations were repaired by this Department at the cost of the department or parties concerned. The total cost of the above works carried out by this department amounted to Rs. 1,70,089.

(d) **Road Watering.**

226. All water bound roads comprising an area of 2,54,23,249 square yards were watered twice a day and the expenditure incurred thereon amounted to Rs. 48,603.

(e) **Roadside Trees and Benches.**

227. About 510 trees of different species were planted on different roads in the City. Of this number 100 were planted on freshly prepared pits to form new avenues for which a grant of Rs. 1,000 was provided in the budget and the remaining were planted in the existing avenues in place of casualties due to various causes. The young trees were obtained from the Road Department Nursery at Siri Road where there are nearly 1,000 seedlings of 30 different species in stock. The total cost of planting trees amounted to Rs. 995-8-0.

228. About 20 trees (including some large Banyan trees) were uprooted by heavy gales of wind and rain during monsoon in the year under report. The uprooting of one of the trees at Esplanade Road resulted in the death of a driver of tram car and some damage to B. E. S. & Tramways Company's property.

229. Six benches were purchased at a total cost of Rs. 153.

(f) **Steam Rollers.**

230. The total strength of steam rollers is 37. Out of these 31 are on road work, 4 on asphalt work and 2 out of action. The average number of rollers used on road per day came to 28 including the asphalt rollers.

231. The total expenditure on steam rollers during the year amounted to Rs. 89,850-6-8.

(g) **Motor Traction.**

232. During the year 1930-31 the 17 Motor Lorries of the Transport Department travelled 88,450 miles.

233. All these lorries are charged to various departments at the rate of annas 11 per lorry per mile as in the last year and Rs. 3-8-0 per load from any municipal quarry to any part of the City.

234. Lorries were also supplied to the Red Cross Society for hauling plants, etc., for their Annual Dance and charged at the departmental rate.

235. A number of obsolete lorries has now been disposed of and proposals to replace these will be made in the budget for the year 1932-33.

236. The above figures do not include the Ambulances, Health, Water Department and Drainage Lorries and Meat Vans which total 70 and are run departmentally by the respective departments.

237. The cost of running the Motor Lorries supplied to the Works Branch during the year amounted to Rs. 52,619-3-0.

Works carried out on behalf of other Departments and Private Parties.

238. (a) 45 works were carried out departmentally on behalf of other departments during the year 1930-31 at a total cost of Rs. 33,849-11-6.

239. (b) 44 works were carried out during the year under report on behalf of the private parties after receiving deposits from them at a total cost amounting to Rs. 34,520-9-9.

Permits Issued.

240. In all 1,306 permits were issued during the year under report for the following purposes :—

1.	Temporary erection of mandaps	64	Nos.
2.	For placing chairs and benches	301	..
3.	„ erection of scaffolding or stacking building materials	693	..
4.	„ Holi festival (free)	120	..
5.	„ Mohorrum „ („)	128	..
	Total	1,306	Nos.

Street widening consequent upon adding of Set-Backs.

241. About 6,592.52 square yards of land was added to the roads as set-backs in different wards of the City and expenditure incurred in carrying out these works amounted to Rs. 36,779. This includes the cost of such incidental works as shifting of tram-poles, electric cables, etc., which came within the area of set-backs.

The following Footpaths and Roads were taken over from the Bombay Improvement Trust and Port Trust.

242. (a) Footpaths taken over :—

No.	Name of Road.	Length in R. ft.	Area in Sq. ft.
1	Footpath along little portion of Palton Road	260	2,600
2	Do. Apollo Bunder	31	1,243
3	Do. Islampura Road	79	525.96
4	Do. Bomanji Master Road	146	107.82
5	Do. Chaupatty West No. 71	70	350
6	Do. Parel Road	95	1,441.26
7	Do. Parel Road between Byculla Station and Bridge ..	814	16,281
8	Do. South of Agripada Plot No. 37-B	74	509.67
9	Do. Suparibag Road (West side), Scheme No. 31 ..	4,836	48,055.83
10	Do. Luxmi-Narayan Lane.. .. .	15	160.52
11	Do. Roads Nos. 5 and 13, Scheme No. 60	614	6,145
12	Do. Edward Road, Scheme No. 31	485	7,279
	Total	7,519	84,639.06

The total length of footpaths taken over is 1.42 miles.

(b) Roads taken over :—

No.	Name of Road.	Length in R. ft.	Area in Sq. ft.
1	A little portion of Palton Road at the junction of Carnac Road ..	110	596.20
2	Apollo Bunder (Gateway of India)	190	7,621
3	Islampura Road	80	702
4	Parel Road (North)	903	67,752
5	South of Agripada Plot No. 37-B	199	5,294.43
6	King Edward Road, Scheme No. 31	390	20,047.22
7	Road on the footbridge near Worli Chawls	75	450
8	Approaches and the road surface of DeLiale Road Overbridge ..	2,566	182,640
9	40 feet road from Jafar Mistry's Chawl to Lady Jamshedji Road..	533	21,320
	Total ..	5,046	306,422.86

The total length of roads taken over is .95 miles.

Occupation of Roads with Building Materials.

243. Action under Section 322 (c) of the Municipal Act was taken by this department to prevent unauthorized occupation of roads with building materials. About 629 notices were served for contravening the provisions of this Section.

244. About 846 bills were prepared for the recovery of the fees for occupation of roads with building materials or scaffolding and the fees recovered amounted to Rs. 16,979.

Recovery of Ground Rent on account of occupation of Roads and Footpaths by Private and Public Bodies.

245. About 1,314 monthly bills, 114 yearly bills were prepared for recovery of ground rent in respect of temporary letting of roadside lands or parts of footpaths for erection of petrol tanks, pumps and other miscellaneous occupations and the rents recovered in this respect amounted to Rs. 36,629-2-0. This is exclusive of the rent for tramway tracks and the way-leave in respect of telephone wires, which amounted to Rs. 64,286 and Rs. 61,193 respectively.

246. Permission for the installation of 5 tanks and 8 pumps was granted to dealers in petrol.

247. Road materials and materials required for drainage works purchase during the year are as per statement marked W.E.C.

Name of Material.	Quantity.				Rate.		Per	Amount.		Name of Supplier.	REMARKS.
	Ton.	cwt.	qr.	lb.	Rs.	a. p.		Rs.	a. p.		
Asphalt	799	7	0	27	103	4 0	Ton.	73,239	11 1	The Burmah-Shell Oil Storage & Distributing Co. of India, Ltd.	
Do.	200	0	2	4	106	0 0	"	21,202	13 0		
Do.	200	2	2	4	103	0 0	"	20,613	0 11	The Standard Oil Co. of New York.	
Cold Asphalt Emulsion	193	9	2	18	135	0 0	"	26,121	13 10	The Dusek Bitumen Co., Ltd.	
Metal	5,546.43 c. ft.				11	6 9	100 c. ft.	63,350	9 11	Mr. Usman Haji Mahomed.	
Sand (coarse)	1,264.72				12	5 0	"	15,571	13 9	Messrs. Manek Kurpal & Bros.	For A to D Wards.
Do. (do.)	1,253.74				12	5 0	"	15,436	10 7	Messrs. Rowaji Sojpal & Co.	For E to G Wards.
Coke	Ton. cwt. 1,682 13				25	0 0	Ton.	42,066	4 0	The Bombay Gas Co.	
Tar	1,760 gals.				4	8 0	cwt. of 10 gal.	792	0 0		
Sand from Danda	1,599 c. ft.				14	0 0	100 c. ft.	188	0 8		
Red hill earth	666 "				18	0 0	"	100	11 2		
Lime fresh, Andheri	126.53 "				36	0 0	"	3,826	3 3		
Lime Mortar	793 "				40	0 9	"	266	5 2		
Table stones	3,618 Nos.				65	0 0	100 Nos.	1,975	6 10		
Rubble stone	26,539 c. ft.				14	0 0	100 c. ft.	3,220	15 9		
Shahabad stone, 1" thick	43 s. ft.				13	0 0	100 s. ft.	4	11 2		
Do. 3"	17,791 "				28	0 0	"	4,184	7 1		
Kerbstone medium dressed	3,934 r. ft.				85	0 0	100 r. ft.	2,808	14 1		
Stones for paving 12" square	276 Nos.				45	0 0	100 Nos.	104	5 3	* Messrs. The Oriental Supply & Trading Co.	
Sett-stones for paving, 6" to 9" x 4" x 6"	37,102 "				11	0 0	"	3,428	3 7		
Metal 1 1/2"	342 c. ft.				18	0 0	100 c. ft.	51	11 5		
Blue cutstones	44 "				3	8 0	"	154	0 0		
Blue stone templates	18 "				2	8 0	"	45	0 0		
Khandkees medium dressed 12" x 12" x 9" to 12"	808 Nos.				55	0 0	100 Nos.	373	4 9		
Tandur ladi	280 s. ft.				18	0 0	100 s. ft.	42	5 4		
Blue stone steps	85 c. ft.				3	0 0	"	255	0 0		
Shahabad stones 2" to 2 1/2"	893 s. ft.				20	0 0	100 s. ft.	150	0 4		
Blue stone for paving 15" x 12" x 4"	239 "				46	0 0	"	92	5 7		
Stones (boundary) marked M.C.	25 c. ft.				2	12 0	"	68	12 0		
Blue khandkees 12" x 12" x 6"	308 Nos.				35	0 0	100 Nos.	90	8 10		
Drainage articles for latrines and urinals, etc., bricks, bamboos, rafters, mats, etc., etc.	12,356	6 1		
Total Rs. ..								3,12,182	7 5		

* The actual rates for materials bracketted in this statement are 10 per cent. below the rate quoted in column 3.

Tramways.

248. The total length of double tracks laid by the B. E. S. & Tramways Company, Ltd., during the year is 4,600 ft. D.T.

249. In accordance with the Corporation Resolution No. 4313 of the 7th October 1915, the following information regarding the rolling stock has been obtained from the B. E. S. & Tramways Company, Ltd., for the year under report :—

<p>Q.—The number of cars running in the City, classified according to the different types with the total carrying capacity of each.</p>	<p>A.—270 units consisting of :—</p> <p>58 double deck bogies each seating 104 passengers.</p> <p>1 double deck bogie each seating 100 passengers.</p> <p>9 bogie trains each seating 98 passengers.</p> <p>39 bogie trains each seating 94 passengers.</p> <p>5 single trucks each seating 32 passengers.</p> <p>15 single trucks double deck each seating 64 passengers.</p> <p>98 single trains each seating 78 passengers.</p> <p>45 single trains each seating 70 passengers.</p>
<p>Total ..</p>	<p><u>270</u></p>

250. During the year no tramway shelters were erected by the B. E. S. & Tramways Company, Ltd.

Street Lighting.

251. During the year under report the street lighting was done by 6,850 gas lamps, 1,311 electric lamps, 238 (Bannister) incandescent oil lamps and 20 kerosene oil lamps.

252. The amount spent on each for the year is given as under :—

	Rs.
Gas lamps	6,18,298
Electric lamps	2,47,002
Bannister (incandescent kerosene oil) lamps	85,160
Kerosene oil lamps	735
Total ..	<u>9,51,795</u>

253. A sum of Rs. 1,549 was spent on erecting new lamps to improve the lighting arrangement. The total expenditure on lighting amounted to Rs. 10,44,275.

254. New lanterns as shown below were provided on the following roads :—

E. Electric Lamps.

Lansdowne Road near Gateway	1.200 watt.
Queen's Road and Charni Road Junction	1.300 „
Sandhurst Bridge and New Queen's Road Junction .	1.500 „

Gas Lamps.

70	C.P.	Mugbhat Cross Lane..	1-1-lt.	Littleton.
70	"	Road north of Turkey Dye Works..	2-1-lt.	"
70	"	off Cadell Road	5-2-lt.	"
160	"	Road south of Turkey Red Dye Works	}	..	2-1-lt.	"
	"	off Cadell Road	7-2-lt.
160	"	Private street known as proposed Foras Rd.	5-2-lt.	Hexagonal.
160	"	50 ft. Road Saitan Chowky to Tulsi Pipe..	7-2-lt.	Littleton.
160	"	Falkland Road 6th Cross Lane	3-2-lt.	"
160	"	D. M. Estate, Road No. 26	2-2-lt.	Bombay.
270	"	Gokhale Road	6-6-lt.	Rochester (3 lt. Lit.)
160	"	Luxmi-Narayan Road	1-2-lt.	Hexagonal.
160	"	Falkland Road 3rd Cross Lane	3-2-lt.	Littleton.
160	"	Matunga Estate Road No. 14	1-2-lt.	Hexagonal.
270	"	Do. do. No. 23-A	6-6-lt.	Rochester (3 lt. Lit.)
160	"	D. M. Estate Road No. 18	2-2-lt.	No. 2 Bombay.
160	"	Private street off Parel Road	3-2-lt.	Littleton.
160	"	D. M. Estate Road No. 47	1-2-lt.	No. 2 Bombay.
160	"	Private street known as Undria Street Cross Lane	1-2-lt.	Littleton.
160	"	Colaba Road	5-2-lt.	"
160	"	Colaba Causeway	1-2-lt.	No. 2 Bombay.
160	"	Matunga Estate Road No. 52	3-2-lt.	Hexagonal.
270	"	Jail Road East	7-3-lt.	Littleton.
160	"	Matunga Estate Road No. 53	3-2-lt.	"
160	"	Sankli Street junction of Souter Street	2-2-lt.	Hexagonal.
160	"	Sir Cawasji Jehangir Road, Tardeo	4-2-lt.	Littleton.
70	"	Walkeshwar Cross Lanes	2-1-lt.	"

255. The total candle power on roads as compared with that of the previous year is as given below :—

	1930-31.	1929-30.
Gas	16,89,530	16,37,260
Electric	5,09,100	5,09,560
Bannister	96,600	99,000

256. The number of gas and electric lamps are given below :—

Low Pressure.

Type of lantern.	1-lt.	2-lt.	3-lt.	4-lt.	5-lt.	6-lt.	10-lt.	12-lt.	18-lt.	24-lt.	Total.
Hexagonal	3,291	467	394	1	4,183
Bombay	960	..	328	1,288
Littleton.. ..	12	265	108	114	260	759
Rochester	408	46	55	32	..	541

High Pressure.

"Keith" lamps	300 C.P.	500 C.P.	1,000 C.P.	1,500 C. P.	3,000 C.P.	Total.
Nos.	10	17	27	54	1	109

Electric Lamps.

Junction Lamps.					Street Lamps.								
"Turtle" 60 Watt.	250 C.P.	500 C.P.	1,000 C.P.	Total.	40 watt.	100 watt.	150 watt.	200 watt.	300 watt.	500 watt.	1,000 watt.	1,500 watt.	Total.
1	42	112	22	177	13	55	1	290	745	21	8	1	1,134

The above statement of lamps includes lamps taken over from private streets when they were declared public, the Bombay Improvement Trust and the Bombay Port Trust.

257. Details of these lamps are as under :—

—	1-lt. Littleton.	2-lt. Littleton.	2-lt. Hexagonal.	Total.
(a) Private Streets	2	10	7	19

(b) Bombay Improvement Trust 6—6-lt. Rochester gas lamps.

(c) Bombay Port Trust 1—200 Watt.

258. Quantity of gas consumed for street lighting during the year was 199,323,788 c.ft. Calorific value of gas being 400 (Min.) B.T.U.

Electricity.

	Kilo watts.
Total aggregate load of lamps	348.15
Load of all-night lamps	327.85
Load of half-night lamps	20.30

259. During the latter part of the year 8 Bannister lamps were removed from Mahim Park area.

260. The contract for street lighting with B.E.S. & Tramways Company expired at the end of the year and steps were taken to renew it.

Street Name-Boards.

261. 12 street name-boards were fixed at a total cost of Rs. 127-2-0. Old boards were renewed and painted where found necessary.

Repairs to Capital Roads.

262. 17 roads constructed on permanent basis were repaired (in part) at a total cost of Rs. 69,916-6-0.

Disposal of Town Refuse.*New Works.*

263. No new works were carried out during the year.

264. Negotiations with Government in regard to the tenure of the land acquired for the proposed Slaughter-House at Deonar are still going on and it is hoped that satisfactory decision will soon be arrived at.

Area Reclaimed.

265. The area reclaimed during the year was about three acres. Most of the kutchra continued to be thrown on the sides of the Chord Bund and 700 feet Creek over portions already filled in but which were burnt down by fire from time to time.

266. The total area reclaimed comes to 276 acres.

Income.

267. The fertility of the reclaimed land for cultivation purposes is deteriorating year after year which is evidenced from the prices offered during the last three years. As the price offered for the next year is much smaller, viz., Rs. 8,000 it is proposed to divide the land into smaller plots and put them to auction so as to get a fair income by a healthy competition. It may eventually be found necessary to allow the land to lie fallow in order to restore the fertility of the soil for the purposes of cultivation.

268. The rights of cultivating the reclaimed land and the Slaughter-House site for the year ending 31st March 1931 were sold for Rs. 12,000 and Rs. 800 respectively and those of the fishing in the *khajans*, etc., were sold for Rs. 2,700. The right of keeping a grocer's shop in the municipal camp at Chembur was not sold by auction this year also, but it has been given to the staff for conducting the same on co-operative basis on the clear understanding that the shop is registered within six months of its starting, but it has not yet been registered.

269. Negotiations in this connection are going on with the Secretary of the Social Service League.

Accidents and Fires.

270. Fire raged continuously throughout the year and the train had to be shifted from siding to sidings every time. There was however no damage caused to the Rolling Stock.

Detention of Kutchra Trains.

271. Engine detention fee of Rs. 5 per hour per trip had to be paid throughout the year as the length of the temporary siding was too long to allow the shunting operations being done within the stipulated time of 30 minutes.

Sickness.

272. There was not much sickness in the camp in which over 500 persons are housed. The Medical Attendant, Dr. Rane of the Health Department visited the camp regularly once every evening and administered medicines free. There were 43 births out of which 22 were male and 21 were female. There were 24 deaths during the year of which 16 were children.

Education of the Children of the Staff.

273. An elementary Vernacular School for the children of the municipal staff established 23 years back by the Depressed Class Mission Society is progressing satisfactorily, the average attendance being 5—7 pupils.

Bone Factory.

274. A piece of land adjoining the Skinning Ground compound admeasuring 3,000 square yards has been leased to Messrs. Anderson Dawn & Co. for a period of 13 years from 1929 at a monthly rent of Rs. 10 for a bone factory erected thereon and the draft lease is being framed by the Municipal Solicitors.

275. A split Bamboo fencing around the Skinning Ground compound at Deonar has been provided at a cost of Rs. 1,956.

Military Tram Line.

276. Land admeasuring 41,912 square yards has been given to the Military Department for laying a Tram line from Military Explosive Depot to the pier erected in Thana Creek. The lease agreement has been completed.

Rolling Stock.

277. 46 old wagons have been condemned by the B. B. & C. I. Railway and they have been substituted by 46 (A Class) iron bodied second-hand wagons at a cost of Rs. 46,000. The life of the wagon is taken as five years.

Personnel.

278. By an amendment of the Municipal Act (Bombay Act XIX of 1930) the designation of my office has been changed from the Executive Engineer to the City Engineer.

279. Under the reorganization scheme a new post of Deputy City Engineer was created on a salary of Rs. 1,250-50-1,500 and the Corporation at their meeting held on the 17th April 1930 appointed Mr. N. V. Modak, B.E. (Civil), A.M.I.C.E. (England), A.M.I.M. & C.E., to the post.

280. Mr. Modak assumed charge of his office on the 14th May 1930.

281. The Corporation at their meeting held on the 20th March 1930 appointed the following officers to the newly created posts of Assistant Engineers, 1st grade :—

Mr. E. G. Cameron, M.I.M.E., M.R.S.I., M.I.E.E.	Assistant Engineer, 1st grade, (Mechanical Branch).
Mr. J. Ribeiro, L.C.E.	Assistant Engineer, 1st grade, (Land Management).
Mr. E. A. Nadirshah, B.A., B.E. (Bom.), B.Sc. (Edin.), A.M.I.C.E.	Assistant Engineer, 1st grade, (Works Branch.)

I have the honour to be,

Sir,

Your most obedient servant,

N. V. MODAK,

Acting City Engineer.

WATER WORKS.

The total quantity of water received during the year from all sources (Tansa, Vehar and Tulsei) amounted to 30,026 million gallons or an average of 82.26 million gallons per day. The corresponding figures for the preceding year being 27,437 million gallons or an average of 75.17 million gallons per day.

The average daily supply to the suburbs was 2.04 million gallons per day leaving a balance of 80.22 million gallons for distribution in the City. Taking the population according to the Census Report of 1931 at 11,57,851 the average daily supply per head of population was 69.28 gallons for all purposes as compared with 54.05 gallons during the preceding year.

TANSA LAKE.

The total rainfall for the year measured at the lake was 98.50 inches or 4 per cent. below the average of the preceding five years.

Rain fell on 95 days and exceeded one inch per day on 43 occasions, two inches per day on 12 occasions and 3 inches per day on 6 occasions. The maximum rainfall recorded in a day was 5.85 inches.

The lake commenced to overflow at R. L. 420 feet on 4th July when the rainfall amounted to 54.09 inches, and continued to overflow until 24th September, excepting an intervening duration of 4 weeks. The total quantity of water that passed over the waste weir was estimated to be 26,006 million gallons.

The total quantity of water impounded in the lake during the year including that drawn off from the lake and lost by evaporation and absorption, etc., was 37,783 million gallons which together with the quantity lost over the waste weir is equivalent to 91 per cent. of the rainfall on the catchment area of 33,080 acres.

The total quantity of water brought into the City and Suburbs was 27,572 million gallons or an average of 75.54 million gallons per day. Moreover 360 million gallons were put into the Vehar Lake at Bhandup.

The loss of water from the lake through supply evaporation, leakage and absorption between 1st April and 31st May 1930 was 4,557 million gallons and between 1st November 1930 and 31st March 1931 was 16,518 million gallons making a total of 21,075 million gallons for 212 days or an average of 99 million gallons per day.

The average loss of water by evaporation measured during the dry months was .23 inches per day equivalent to an average of 19 million gallons per day.

The lowest level to which the water was drawn before the monsoon was 392.21 feet above T. H. D. leaving 12.21 feet or 7,875 million gallons above the level of the lowest outlet.

The total visible leakage along the duct between Tansa and Ghatkopar measured at the close of the year was $\frac{1}{4}$ million gallons per day.

VEHAR LAKE.

The total rainfall for the year measured at the lake was 90.53 inches or 5 per cent. above the average of the preceding 5 years.

Rain fell on 92 days and exceeded one inch per day on 24 occasions, 2 inches per day on 14 occasions and 3 inches per day on 6 occasions. The maximum rainfall recorded in a day was 10.17 inches.

The quantity of water discharged into the lake from Tansa mains amounted to 360 million gallons.

The lake commenced to overflow at R. L. 264.70 feet on 12th September when the rainfall amounted to 82.32 inches and continued to overflow until 12th October except during an intervening period of about 4 days. The total quantity of water that passed over the waste was estimated to be 3,191 million gallons.

The total quantity of water impounded in the lake during the year was 7,965 million gallons which included supply to the City, loss by evaporation, absorption and leakage and the quantity put into the lake at Bhandup from the Tansa mains. This quantity together with the discharge that passed over the waste weir but excluding the quantities obtained from Tansa mains and from the overflow of Tulsi lake is equivalent to 88.7 per cent. of the rainfall in the catchment area of 3,950 acres.

Water was drawn from the lake for supply to the City from 1st April to 3rd September 1930. The total consumption during this period was 2,454 million gallons or an average of 15.73 million gallons per day.

The loss of water from the lake through supply evaporation, leakage and absorption between 1st April and 31st May 1930 was 1,282 million gallons or an average of 21 million gallons per day. During this period 975 million gallons or an average of 16 million gallons per day was received in the City and the balance of 307 million gallons or an average of 5 million gallons per day was lost on account of absorption, evaporation and leakage.

No water was drawn off the lake between 1st November 1930 and 31st March 1931 and the loss due to absorption, leakage and evaporation during that period amounted to 1,074 million gallons or an average of 7 million gallons per day.

The average loss of water by evaporation as measured during the dry months was 2 inches per day equivalent to an average of 5.77 million gallons per day.

The lowest level to which the water was drawn before the monsoon was 247.79 feet above T. H. D. leaving 17.29 feet or 3,742 million gallons above the level of the lowest outlet.

There was one burst outside Bombay on the 24" Vohar main at Kurla.

TULSI LAKE.

The total rainfall for the year measured at the lake was 166.08 inches or 8 per cent. above the average of the preceding 5 years.

Rain fell on 95 days and exceeded one inch per day on 30 occasions, 2 inches per day on 17 occasions and 3 inches per day on 9 occasions. The maximum rainfall recorded in a day was 9.25 inches.

The lake commenced to overflow at R. L. 456.5 feet on 22nd July when the rainfall amounted to 61.40 inches and continued to overflow until 25th September except during an intervening period of a week. The total quantity of water that passed over the waste weir was estimated to be 2,340 million gallons.

The total quantity of water impounded in the lake during the year including loss by evaporation and absorption was 1,351 million gallons which together with the quantity lost over the waste weir is equivalent to 71.5 per cent. of the rainfall in the catchment area of 16.69 acres.

No water was drawn from the lake for supply during the year.

The loss of water from the lake due to evaporation, leakage and absorption between 1st April and 31st May 1930 was 122 million gallons and between 1st November 1930 and 31st March 1931 was 400 million gallons making a total of 537 million gallons for 212 days or 2.46 million gallons per day.

The average loss of water by evaporation as measured during the dry months was 1.7 inches per day equivalent to an average of .97 million gallons per day.

POWAI LAKE.

The total rainfall for the year measured at the Lake was 96.99 inches or 15 per cent. above the average of the preceding 5 years.

Rain fell on 89 days and exceeded one inch per day on 24 occasions, 2 inches per day on 14 occasions and 3 inches per day on 9 occasions. The maximum rainfall recorded in a day was 9.35 inches.

The Lake commenced to overflow on 29th June when the rainfall amounted to 3.75 inches and continued to overflow until 22nd September. The total quantity passed over the waste weir was estimated to be 3,846 million gallons.

No water was drawn from the Lake for supply to the City or Suburbs during the year.

The loss of water from the Lake through evaporation, leakage and absorption between 1st April and 31st May 1930 was 141 million gallons and between 1st November 1930 to 31st March 1931 was 206 million gallons, making a total of 347 million gallons for 212 days or an average of 1.6 million gallons per day.

MAINTENANCE WORKS.

There were 45 bursts on water mains of various sizes during the year, viz. :—

3"	21
4"	11
5"	4
6"	3
7"	3
9"	2
24"	1

The number of water connections made during the year 1930-31 was 788. The number of connections cut off for various reasons was 315 out of which 262 were subsequently restored.

The net increase in the number of connections is therefore 735. The total number of connections now stands at 35,105.

The total number of Municipal meters at present in use is 2,089.

The number of Disconnection orders sanctioned by the Standing Committee from time to time during the year was 495 against 389 last year. These have been dealt with as follows :—

(1) Disconnection not enforced owing to the requirements having been complied with	180
(2) Disconnections enforced	315
(3) Connection restored on completion with Municipal requirements.	262
(4) Connections remaining unrestored	53

WASTE PREVENTION.

Waste prevention operations were continued throughout the year with the result that 33,368 defects were detected and repaired; of these 16,199 were underground and 17,169 above ground defects.

The total length of water mains tested for leakage by Deacon's Meters was 271 miles and 1,209 feet.

The total length of water mains of all sizes tested by sound during the year was 250 miles and 4,826 feet.

The number of defect notices issued during the year was 5,511.

Particulars of defects detected and remedied; the number of diagrams taken and wastage checked during the year are given in the attached statement :—

Statement of Defects found on Mains and Service Pipes during the year 1930-31.

Month	No. of Diagrams taken.	Total leakage discovered and arrested in Gallons per hour.	DEFECTS.																				Total.			
			Under Ground.										Above Ground.													
			Mains.		Sluice Valves.	Hydrants.	Service Pipes.	Stop Taps.	Disconnect-ed service pipes.		Miscellaneous Holes in Mains, etc.	Bib Taps.			Service Pipes.		Ball Valves and Tanks.			Stop Taps leaking.	Meter Coup Flanges, Holes, etc.	Miscellaneous.				
			Burats.	Joints.					Fer- rule leak.	Pipe leak.		Re- wash- ered.	Out of order.	Left open.	Leak- ing.	With- out Tap.	B. V. out of order.	Tanks with- out B. Vs.	Tanks leaking.							
1930.																										
April	65	262,357	..	19	73	829	373	258	1	..	1	604	388	..	194	12	350	2	22	52	45	17	3,240			
May	57	281,409	4	35	82	1,021	446	283	3	..	1	558	573	3	202	10	418	40	21	57	22	13	3,852			
June	77	266,577	2	25	71	846	419	221	3	2	..	495	545	1	260	23	401	24	8	62	13	12	3,433			
July	91	293,739	8	14	133	657	580	230	1	2	..	719	840	1	283	6	463	16	33	47	29	17	4,079			
August	74	288,506	3	29	118	711	529	245	5	2	1	476	700	..	236	13	639	14	9	67	11	30	3,827			
September	68	285,385	4	34	85	699	373	179	4	..	1	591	474	..	134	9	250	17	31	71	27	25	3,008			
October	71	274,606	4	43	93	554	341	102	2	2	2	503	223	..	104	7	145	12	10	54	27	17	2,245			
November	73	281,949	3	39	127	526	321	144	3	..	3	448	257	2	135	7	144	14	8	57	23	15	2,266			
December	83	248,474	3	20	143	484	350	151	..	1	1	426	145	..	91	4	87	13	4	40	28	18	2,009			
1931.																										
January	67	276,222	8	36	126	506	325	105	2	2	..	313	182	..	105	9	87	21	14	50	27	22	1,940			
February	67	227,671	3	23	120	350	283	77	1	2	..	310	122	..	78	2	46	5	13	27	19	31	1,512			
March	72	287,400	3	30	121	450	357	137	9	3	1	363	154	..	100	7	86	7	16	66	25	10	1,947			
Total	865	3,274,295	47	337	1,292	7,633	4,697	2,132	34	16	11	5,806	4,603	7	1,981	109	3,116	165	189	650	296	227	33,368			
Grand Total	865	3,274,295	16,199								5,806	11,363								33,368						

Prosecutions :—The number of prosecutions launched before the Presidency Magistrate for infringement of provisions of Sections under Chapter X of the Municipal Act and for violation of Bye-Laws relating to Water Works during the year under report is 273.

The total amount of fine inflicted and recovered is Rs. 953.

• **SERVICE RESERVOIRS.**

There were no additions or alterations made to the Service Reservoirs at Malabar Hill and Bhandarwada during the year. The Public Tennis Courts at the latter reservoir were well patronized, the total receipts for the year amounting to Rs. 627 as against Rs. 464 in the previous year.

NEW WORKS.

The following statement shows the work done during the year in connection with the laying of new water mains and the diversion of water mains.

Statement showing work done in connection with the laying of new mains and diversion of water mains during 1930-31.

Ward.	Locality.	Size of main removed if any.	Size of main laid.	Length in feet.	Remarks.
B	Jail Road North	3"	5"	609'	
	Do.	3"	63'	
D	Ridge Road	4"	6"	2,554'	
	Malabar Hill Reservoir	18"	264'	
	Do.	4"	15'	
	Gibbs Road	24"	40'	
	Sandhurst Road	6"	1,645'	
	Do.	3"	24'	
	Chowpati	3"	11'	
F	Bhoiwada Road	4"	6"	2,126'	
	Do.	5"	9'	
	Do.	3"	120'	
	Sewri Vadala Scheme No. 57, Road No. 42.	9"	15"	3,214'	
	Do. do.	9"	63'	
	Do. do.	8"	22'	

Statement showing work done in connection with the laying of new mains and diversion of water mains during 1930-31—concluded.

Ward.	Locality.	Size of main removed if any.	Size of main laid.	Length in feet.	Remarks.
F	Sewri-Vadala Scheme No. 57, Road No. 42.	..	6"	17'	
G	Clerk Road	24"	33'	
	DeLisle Road	4"	9"	1,492'	
	Race Course	57" (Steel)	48" (Cast Iron and encased in concrete.)	1,928'	
	Lady Jamshedji Road	6"	2,016'	
	Do.	3"	13'	

FINANCIAL.

The Budget grant for the maintenance of the Water Department for the year 1930-31, was Rs. 10,60,110 which with the lapsed grants renewed and with the transfers and additional grants sanctioned, amounted to Rs. 10,98,455. The total expenditure incurred against this sum and paid for during the year amounted to Rs. 9,17,657, leaving an unexpended balance of Rs. 1,80,798, a portion of which will be renewed in 1931-32 to meet the liabilities incurred during the year :—

The number of cases disposed of was	36,400
The number of vouchers received and passed	2,561
The number of Departmental and Private Works bills preferred and forwarded	933
The number of references made to Inspectors for certificates of vouchers	2,550
The number of reports and certificates received from the Inspectors.. .. .	14,300
The number of requisitions received and forwarded	2,522
The number of contracts executed	2
The number of advices sent to the Chief Accountant	4,226

W. A. NIVEN,
Hydraulic Engineer.

FIRE BRIGADE.

No. F/286 OF 1931-32.

BOMBAY, 30th May 1931.

FROM

THE CHIEF OFFICER,

BOMBAY FIRE BRIGADE, BYCULLA, BOMBAY.

TO

THE MUNICIPAL COMMISSIONER

FOR THE CITY OF BOMBAY.

SIR,

I have the honour to submit my Annual Report on the working of the Brigade for the year 1930-31.

Calls.—The number of calls to fires or supposed fires totalled 531 as against 447 the previous year and resulted in 269 fires, 152 false alarms, 11 to fallen buildings and other rescue operations and 1 to a fire outside the jurisdiction of Bombay. Compared with last year the number of fires shows a decrease of 8. Of the 152 false alarms 85 were returned as malicious, 15 it is presumed were given with good intent, 2 were due to rioting and 50 were caused by electrical defects and cable faults.

Fire Loss.—The estimated fire loss amounted to Rs. 11,84,792 showing a decrease of Rs. 1,23,149 when compared with last year and Rs. 5,39,957 below the average of the last three years. Rs. 11,54,007 of the year's loss represented insured and Rs. 30,785 uninsured property whilst the total property at risk has been rated at approximately Rs. 3,12,26,979.

Water Supply.—The supply throughout the year has been satisfactory and the attendance of the Water Department prompt. The approximate quantity of water used at fires was 14,321 tons, 13,261 of which were drawn from mains and 1,060 from sea, tanks and wells.

Lives lost, etc.—Three persons were burned to death and five received such injuries that they subsequently succumbed. Thirteen received minor injuries from which they have since recovered. First Aid was rendered by the Brigade on 6 occasions.

Fire Alarms.—Seventy-four per cent. of the total number of calls during the year were given through the system. The total number of alarms in the City is 152. Four arrests were made in connection with malicious interference with fire alarms. In one case offender was fined Rs. 25. In other cases accused persons were found to be insane or of weak intellect, and dealt with accordingly.

Appliances.—One Merryweather 300/400 gallons petrol motor turbine pump with 1st aid appliance and 50 feet fire escape was purchased and placed in commission at Headquarters. Another motor pump has been fitted with 1st aid appliance making 12 in all and the motor steamer at Bhuleshwar Station has been replaced by a motor pump carrying a fire escape.

The need of a new up-to-date motor turntable ladder is greatly felt and it is regretted that provision was not made in this year's Budget.

Stations.—Bhuleshwar the most important Station in the Brigade is without an officer and drill yard owing to lack of accommodation and it is therefore hoped that early provision will be made for the erection of a new station on the site selected in Sydenham Avenue.

The question of the new station at Mint Road to supersede the present Fort station is I regret to say still held in abeyance.

Headquarters station badly needs remodelling as the buildings are scattered over a large area causing loss of time in responding to calls.

General.—The Brigade appliances on twenty-seven occasions responded to calls to fallen buildings and other rescue operations. As a result of these collapses seven persons lost their lives and twenty received slight injuries.

The distance run by the appliances to and from 531 calls to fires totalled 4,035 miles.

Hydrant inspections throughout the year were regularly carried out and the defects remedied at once.

Fifty inspections of theatres, cinemas and circus tents and seven hundred and sixteen of premises in connection with dangerous trades were carried out.

The general health of the staff has been satisfactory and the complement was practically at full strength throughout the year. One man died, 7 retired on pension and 11 resigned or left the service. Several men received slight injuries, but none proved serious.

Instruction classes to the staff in First Aid to the injured were continued regularly and three examinations were held. As a result 37 men passed during the year. Approximately 70 per cent. of the staff are now qualified.

Ambulance Service.—709 calls to accidents and 1,557 cases of ambulance hire were responded to as against 803 and 1,658 respectively during the previous year. 2,308 persons were carried as against 2,437 last year and the distance run by the ambulance is 20,049 miles. Receipts from hire amounted to Rs. 8,315 as against Rs. 9,355 last year. First aid to the injured was rendered by the staff on 430 occasions.

In conclusion, I wish to express my thanks to the officers of the Water Department, Police, and Salvage Corps for the assistance on all occasions.

I have the honour to be,

Sir,

Your most obedient servant,

N. COOMBS,

Chief Officer, Fire Brigade.

Budgetted Strength and Equipment of the Brigade :—

Strength.

1 Chief Officer.	10 Engineers and Fitters.
1 2nd Officer.	24 Motor Drivers.
12 Station Officers.	27 Tindals.
1 Motor Mechanic.	203 Firemen, etc.
1 Sub-Officer.	4 Turncocks.
	1 Carpenter.

Office Staff :—4 Clerks.

Ambulance Staff :—6 Motor Drivers and 15 Attendants.

Equipment.

11 Motor pumps, (10 with 1st aid appliances).	2 12 feet hook ladders.
4 Steam Motor Engines.	12 Hose Reels.
1 Motor escape and 1st aid tender.	5 Smoke Helmets.
1 Motor ladder and 1st aid tender.	1 Oxy-acetylene cutting plant.
1 Motor turntable ladder.	1 Foam generator.
1 Motor emergency van.	1 Motor car.
5 50 feet fire escapes.	2 Motor lorries.
4 60 feet fire escapes.	40,000 feet of hose.
4 35 feet extension ladders.	Chemical extincteurs and other small appliances.

5 Ambulances.

APPENDIX I.

BOMBAY FIRE BRIGADE.

Statement showing the distribution of Engines, etc.

No.	STATIONS.	Motor Pumps.	Steam Motor Engines.	Motor Escape and 1st Aid Tenders.	Motor Turntable Ladder.	Motor Emergency Van.	Fire Escapes.	Extension Ladders.	Hose Reels.	Smoke Helmets.	Oxy-Acetylene cutting Plant.	Motor Car.	Motor Lorries.	Delivery hose in 50 feet lengths.	Station Officers including 2nd Officer.	Motor Mechanic.	Sub-Officer.	Engineers and Fitters.	Motor Drivers.	Tindals.	Firemen, etc.	Turncocks.	Carpenter.	Ambulances.	Motor Drivers.	Firemen (Attendants).	REMARKS.
1	Head Quarters.	2	1	2	1	1	5	1	1	2	305	4	1	1	9	11	12	60	1	1	3	4	11	First aid appliances attached. Escapes or extension ladder carried on motor pump.	
2	Alexandra Docks.	1	1	1	..	1	..	1	80	2	2	2	18	1	1	2	2	First aid appliance attached. Escape carried on tender.	
3	Gowalia Tank.	1	1	..	1	45	1	1	1	20	First aid appliance attached. Escape carried on motor pump.	
4	Sewree	1	1	1	2	60	1	1	1	16	First aid appliance attached. Extension ladder carried on motor pump.	
5	Babula Tank	1	1	1	..	1	60	1	1	2	20	1	First aid appliance attached. Escape carried on motor pump.	
6	Fort	1	1	1	30	1	1	2	13	First aid appliance attached. Extension ladder carried on motor pump.	
7	Colaba	1	1	..	3	40	1	1	1	13	First aid appliance attached. Escape carried on motor pump.	
10	Dadar	1	1	1	..	1	..	2	80	1	2	2	16	1	..	1	1	2	2	Do.	
11	Bhuleshwer	1	1	..	1	40	1	2	11	Do.	
12	Mandvi	1	1	..	1	..	1	60	1	2	2	16	1	First aid appliance attached. Extension ladder carried on motor pump.	
	Total	11	4	2	1	9	4	12	5	1	1	2	800	13	1	1	10	24	27	203	4	1	5	6	15		

**APPENDIX II.
BOMBAY FIRE BRIGADE.**

Summary of calls to fires (including false alarms) showing the number of times appliances of the Brigade attended and were used for extinguishing fires during the year 1930-31.

No.	STATIONS.	Number of Fire Alarms attached	How called.					Total.	Appliances attended.								Extinguished by.										REMARKS.	
			By Strangers.	By Fire Alarms.	By Exchange Tele-phones.	By Police or Salvage Corps Telephones.	By Private Tele-phones.		Hose Reels.	Motor Steamers.	Motor Pumps carrying Escapes or Ladders.	Motor Escapes or Ladder Tenders.	Motor Turntable Ladder.	Hand Escapes.	Motor Emergency Van.	Motor Lorries.	Buckets.	Sand.	Hand Pumps.	Chemical extinguishers.	First Aid Appliances.	Hydrants.	Motor Steamers.	Motor Pumps.	Foam Generator.	Automatic Sprinklers Actuated.		Sets of breathing apparatus used.
1	Head Quarters ..	16	1	24	97	122	160	15	6	15	1	1	..	7	18	..	22	1	49	2	
2	Alexandra Dock ..	17	1	12	18	69	6	3	2	3	1	..	3	
3	Gowalia Tank ..	27	2	33	35	28	..	99	3	7	8	..	1	
4	Sewree ..	8	5	15	..	1	..	21	10	..	36	4	1	8	11	..	10	
5	Babula Tank ..	12	5	47	..	3	..	55	1	195	39	183	17	..	1	1	31	4	8	4	
6	Fort ..	11	2	16	..	1	..	19	71	16	2	1	2	2	3	1	..	6	
7	Colaba ..	8	1	10	11	6	..	32	2	1	1	1	..	2	
10	Dadar ..	25	2	37	..	1	..	40	54	24	6	8	4	..	11	
11	Bhuleshwar ..	18	6	144	150	1	18	151	114	31	1	..	2	23	12	..	8	
12	Mandvi ..	10	2	58	60	..	63	22	..	164	2	2	11	6	2	
	Totals..	152	27	396	97	6	5	531	46	276	724	213	164	130	15	6	82	8	4	9	91	66	14	69	1	49	2	

APPENDIX III.
BOMBAY FIRE BRIGADE.

Brief details of the most serious fires of the year 1930-31.

Date.	Time.	Place.	Business.	Extinguished by.	Damage.	Estimated loss.
						Rs.
1930.						
3th May	9-2 A.M.	Sewree New Road	Cotton Merchants.	Firemen with 4 motor pumps.	A building of 1 floor about 80×60 feet used as cotton godown and contents consisting of about 4,000 bales of pressed cotton severely damaged by fire, heat, smoke and water. Part of roof off.	2,15,000
18th May	1-26 P.M.	Sewree Cotton Depot.	Do.	Firemen with 3 motor pumps and 4 hydrants.	About 300 bales of pressed cotton on Jetha No. B. 28 damaged and about 400 bales on Jethas Nos. B. 32, 8, 31, 33, 35, 36 and 37 slightly by fire, heat, smoke and water.	2,03,000
20th July	3-7 A.M.	80-86, Abdul Rehman Street.	Various ..	Firemen with 4 motor pumps, 1 motor steamer, and 1 hydrant.	A building of four floors about 80×70 feet used as shops, offices, storerooms, workshops and dwellings. Rear portion of three upper floors and contents consisting of watches, clocks, carpet, paints, brushes, furniture, etc., severely damaged, and rest of ditto slightly by fire, heat, smoke, and water. Ground floor and contents by water.	37,975
13th October ..	5-9 A.M.	228-264, Abdul Rehman Street.	Fireworks, ammunition, umbrellas and fancy goods dealers.	Firemen with 5 motor pumps, and 2 hydrants.	A building of two floors about 40×30 feet used as shops and storerooms and contents consisting of fireworks, ammunition, fancy goods, stationery and umbrellas severely damaged by fire, heat, smoke, water and breakage. Most part of roof off.	75,250
6th November ..	2-46 A.M.	Anjir Wadi, Mount Road.	Cotton waste, timber and motor transport.	Firemen with 3 motor pumps, 1 motor steamer and 2 hydrants.	A corrugated iron, timber and tiled building about 150×80 feet used as cotton waste cleaning factory, timber store and motor garage burned and fallen down. Contents severely damaged by fire, heat and water.	41,000
1931.						
8th January ..	11-7 P.M.	Connaught Road, Parel.	Timber Merchants.	Firemen with 4 motor pumps and 1 motor steamer.	A corrugated iron and timber shed building about 150×60 feet used as saw mills and timber store burned and fallen down. Contents severely damaged by fire, heat, and water.	45,220
28th January ..	11-19 P.M.	Jakeria Bunder..	Cotton Merchants.	Firemen with 5 motor pumps and 1 motor steamer.	A range of buildings of 1 and 2 floors covering an area of about 240×120 feet used as cotton press and godowns. Godown "E" about 60×40 feet and contents consisting of bales of pressed cotton, cotton waste and hemp severely damaged by fire, heat, smoke and water. Roof off.	80,000

BOMBAY FIRE BRIGADE.

APPENDIX IV.

Summary of lives lost at fires during the year and persons who received such injuries that death subsequently ensued.

Date.	Time.	Place.	REMARKS.
3rd April 1930 ..	3-54 P.M.	.. 4, Jamsetji Petit Street ..	Jerbai Jamsetji, aged 55 years, burned to death.
25th July 1930 ..	3-0 P.M.	.. Clare Road	Laxman Vithoba, aged 26 years, severely burned on body and arms. Removed to hospital before arrival of the Brigade and detained for treatment. Since dead.
8th September 1930.	10-3 A.M.	.. 51, Dubash Lane, Girgaum Back Road.	Manekbai Mulchand, aged 20 years, burned to death.
18th September 1930	4-18 A.M.	.. 137, Northbrook Street ..	Jivibai Purshotam, aged 25 years, severely burned on body, legs and arms. First aid rendered by the brigade. Removed to hospital by Brigade ambulance and detained for treatment. Since dead.
4th October 1930 .	4-7 P.M.	.. 24, Walpakhadi off Masagan Road.	Paloo Hoogh, aged 30 years, burned to death.
20th October 1930 .	7-40 A.M.	.. 86-69, Cavel Street ..	Savitribai, aged 20 years, severely burned on body. First aid rendered by the Brigade. Removed to hospital by Brigade ambulance and detained for treatment. Since dead.
12th December 1930	5-22 P.M.	.. Suparibag Road, Parel ..	Shantabai Deochand, aged 17 years, severely burned on body, legs and arms. First aid rendered by the Brigade. Removed to hospital by Brigade ambulance and detained for treatment. Since dead.
25th March 1931 ..	5-11 P.M.	.. 194-206, Abdul Rehman Street.	Bai Ramuna Virji, aged 27 years, severely burned on body, legs, arms and face. First aid rendered by the Brigade. Removed to hospital by Brigade ambulance and detained for treatment. Since dead.

BOMBAY FIRE BRIGADE.

APPENDIX V.

Monthly Summary of Fires and Annual Losses for the Period 1921-22 to 1930-31.

YEAR.	April.	May.	June.	July.	August.	September.	October.	November.	December.	January.	February.	March.	Total.	Estimated loss.
1921-1922.	27	19	32	17	20	16	24	65	25	32	28	25	330	Rs. 40,46,289
1922-1923.	25	34	22	20	15	16	21	30	20	29	36	24	292	22,57,137
1923-1924.	32	30	23	25	15	19	26	26	25	25	18	31	295	35,72,921
1924-1925.	14	18	27	15	19	15	20	29	23	24	21	34	259	15,25,610
1925-1926.	26	25	17	14	11	12	17	10	17	28	23	24	224	9,83,089
1926-1927.	25	27	17	14	11	20	14	31	27	22	17	27	252	9,92,682
1927-1928.	19	21	15	10	7	18	22	18	22	28	19	18	217	18,45,553
1928-1929.	14	29	20	13	14	14	30	21	8	27	25	23	238	20,20,755
1929-1930.	20	34	23	11	10	17	25	20	26	22	32	37	277	13,07,941
1930 1931.	27	30	26	12	19	21	26	15	20	29	17	27	269	11,84,792

PUBLIC GARDENS.

No. M. C./1/A. of 1931-32.

BOMBAY, 1st June 1931.

FROM

THE SUPERINTENDENT,

MUNICIPAL GARDENS,

BYCULLA, BOMBAY.

TO

THE MUNICIPAL COMMISSIONER

FOR THE CITY OF BOMBAY.

Annual Report for the year 1930-1931.

SIR,

I have the honour to submit the Annual Report on the working of the Municipal Gardens for the year 1930-31.

2. I continued to be in charge of the Gardens throughout the year.

3. The following Public Gardens and Bandstands were maintained by the Municipal Corporation during the year :—

(1) Victoria Gardens; (2) Elphinstone Circle Garden; (3) Falkland Road Garden; (4) Northbrook Garden; (5) Victoria Square (Bhatia Baugh); (6) Wellington Fountain; (7) Flora Fountain; (8) The Queen's Statue; (9) Esplanade Bandstand; (10) Chowpatty Bandstand; (11) Dayam Baugh; (12) King's Circle Garden, Matunga; (13) Tilak Bridge near the Dadar Railway Overbridge; (14) P. A. Hormasji Garden, Dadar Parsi Colony and (15) Worli Terrace Garden on the Worli marina.

4. As reported last year, the two new Gardens in Dadar locality, viz.—P.A. Hormarji Garden and the Tilak Bridge Garden—are becoming very popular and crowds of people including children are seen visiting them every evening, and the sets of Gymnasium apparatus fixed therein are a source of very great attraction to the children of the locality.

5. The following Recreation and Playgrounds and Open spaces were maintained during the year :—

(1) Babula Tank; (2) Cowasji Patel Tank; (3) Hamal Wady; (4) Cavel Street; (5) Gowalia Tank Playground; (6) Mustan Shah Tank Playground; (7) Gilder Tank; (8) 2nd Peerkhan Street; (9) Tank Square; (10) Nawab Tank; (11) Hornby Vellard; (12) Nowroji Hill Estate; (13) Willingdon Recreation Ground; (14) Bombay Working Men's Institute; (15) Nowroji Hill Estate Recreation Ground opposite the old Omerkhadi Jail; (16) Six Playgrounds including a small Garden (two in the Dadar Parsi Colony and four at Matunga near the King's Circle Garden and the Matunga G. I. P. Railway Station); (17) Playground at Parel,

opposite the King Edward Memorial Hospital ; (18) Recreation Ground at Lal Baugh ; (19) Playground at Naigaum, opposite the New Police Lines ; (20) Recreation ground at Golpitha ; (21) Recreation Ground at Bhendi Bazaar ; (22) Recreation Ground near the old offices of the C. I. T. Engineers to the north of the King's Circle Gardens at Matunga and (23) Two small gardens near the Dadar Parsi Colony Bandstand.

6. During the year under report, four new Recreation and Playgrounds, Open spaces and Gardens were taken over for maintenance and upkeep from the City Improvement Trust, out of which one at Bhendi Bazaar abutting on Sandhurst Road has been provided with a set of Gymnasium apparatus and sand pit for the recreation of children ; and the rest are open spaces and small gardens provided with benches, turf and shrubberies with hydrants for watering them. There are still a few more Recreation and Playgrounds to be taken over from the City Improvement Trust and they will be taken over when completed, provided a sufficient grant is allotted by the Municipal Corporation for their upkeep and maintenance. It is very gratifying to note that within the last three or four years, the Municipal Corporation is doing so much for the health problem of the City by way of providing Recreation and Playgrounds and Gardens, which form the real lungs of the City, and spending so much money over them for their upkeep and maintenance, that the public should be thankful to the Civic Fathers for providing these amenities for their general welfare and health.

7. The Municipal Playgrounds at Mustan Shah Tank, Gilder Tank and Willingdon Playgrounds under the supervision of the Bombay Young Men's Christian Association for Directed Games, continued to be as popular as before. They have been a source of great attraction to the youth of the different localities, in which they are situated. All these three Playgrounds are provided with Gymnasium paraphernalia, and it is pleasing to note that New Games and Sports are being introduced to keep up the interest of the boys and girls, and the success of this undertaking is in no small measure due to the very enthusiastic and popular General Secretary of the Y. M. C. A. Mr. H. W. Bryant.

8. As reported last year, the Corporation has been pleased to sanction a grant of Rs. 945 in the new year's Budget for the construction of an "Akhada" at the Willingdon Playground. The "Akhada" or the "Wrestling-pit" will form a very good item of the physical culture activities ; and it is hoped that it would be possible to introduce them in the other two playgrounds in the near future, if sufficient funds are provided by the Municipal Corporation in the next year's Budget.

8-A. The Annual Volley Ball Tournament was held this year at the Mustan Shah Playground, in which not only the then Municipal Playgrounds participated, but also the local clubs and schools entered into competition. Dr. Jethalal V. Vora, L. M. & S., the Chairman of the Municipal Schools Committee, presided and presented the Gole Volley Ball Trophy this year to the successful team, viz : The Neighbourhood House Team, on the 13th February 1931. The other two important features to mention this year were The Webber Cup Volley Ball Tournament held at Gilder Tank Playground and the Ram-Navmi programme, when physical demonstrations were given by the youths at the Willingdon Playground, Sir Leslie Hudson, K.T., presided and presented the Webber Cup Volley Ball Trophy to the successful team, viz : The Gilder Tank Playground Team, on the 30th April 1930. The Ram-Navmi programme was held on the Willingdon Playground on the 7th April 1930, when our popular and able Municipal Commissioner Mr. A. R. Dalal, M.A., I.C.S., presided. The programmes included varieties of physical feats and group games, all very interesting and instructive.

9. A set of Gymnasium apparatus consisting of Swings, Parallel Bars, and Sliding Chute were fixed this year at the Babula Tank Playground at a cost of Rs. 947-10-0. There is need of providing fencing to the west and north sides of this Recreation Ground and it is hoped that the Municipal Corporation will be pleased to provide the necessary funds in the Budget next year.

10. The Cricket grounds at the Gowalia Tank Maidan were freely taken advantage of by the local clubs and schools, and not a single plot has remained vacant. There is very considerable demand for cricket pitches on our Gowalia Tank Maidan principally from the local Schools and Educational Institutions ; but for want of room the applications were refused. This great want could be fulfilled if more cricket

maidans are provided for the public by the Municipality ; for instance I respectfully beg to submit that a large area like the Northbrook Gardens in the centre of Grant Road could be converted into a cricket field, which would not only afford facilities to the public, but will certainly eliminate the very undesirable element, which is at present prevailing round about the Gardens and in the neighbourhood of Golpitha.

11. Since the completion of the Tansa Scheme, the water supply of the Gardens has considerably improved and a continuous and copious water supply has been ensured. During the year under report nearly half the portion of the Garden was submerged under knee-deep water on account of heavy rain and floods, doing damage to some of the trees, shrubs, lawns, shrubberies and flower-beds. In one case a big Bhendi tree had been uprooted and had fallen at night but just missed the Leopard cage by a few feet. It is, however, thankful to note that except for the damage done to some of the old trees, flower-beds and shrubberies, no considerable damage was done to the Garden, and the animals and birds in the Zoological collection of the Garden suffered the least hardship, as immediate steps were taken by me to give relief to them, and in this connection I have to place on record the very valuable services rendered to me by our animal keepers and some of the malis in rushing to the scene at the dead of night and assisting me in affording immediate relief to the animals.

12. The supply of labour was just as short as in the past years. Although there is a great demand for trained malis everywhere, it is difficult to obtain good malis, and the work is carried out by such unskilled labour as can be had now-a-days.

13. Some of the lawns, shrubberies and flower-beds were planted and renovated from time to time and many more were added. The flower-beds in the central avenue and elsewhere made the usual show of bright and variegated colours. During the monsoon Zinnias and Dahlias made a very good show, and Phlox, Asters, Dahlias, Crysanthemums, Antirrhinum, Larkspurs, Sweet-peas and Pansies among the cold weather annuals, were very much admired. The new carpet bed laid out on the lawn in front, near the Clock Tower, made a very good show of bright and variegated colours, and has completely changed the aspect of the Garden near the entrance, making it beautiful and attractive. Similarly the portion of the lawns in front of the Museum is taken up this year and is being renovated and relaid in the form of a Terrace Garden with a central Rockery.

14. Similarly Zinnias in the monsoon and Phlox in the cold weather made a very beautiful shows in the Tilak Bridge Garden ; and Balsams and Verbenas in monsoon and Asters, Verbenas, Nasturtium and Salvias in the cold made a beautiful display in the P. A. Hormarji Garden.

15. The number of visitors to the Victoria Gardens under report was 19,24,203 which shows a fall off 19,709 over last year's figures, which is due to the effect of political activities, which continued throughout the year in the City.

16. Seeds and plants were received from and sent in exchange to the State Gardens, Baroda ; Government Gardens, Lal-Baugh, Bangalore ; Royal Botanic Gardens, Sibpur, Calcutta ; Agri-Horticulture Society's Gardens of Madras, Calcutta and Rangoon ; Government Gardens, Lucknow and Agra and Government Gardens, Ootacamund and Coonoor ; Empress Botanical Gardens and Ganesh Khind Botanical Gardens, Poona. The number of plants added to the Botanical collection was 108. Seeds and plants were purchased from Agri-Horticulture Society's Gardens of Alipur, Calcutta ; Government Gardens, Lucknow ; Messrs. P. Pocha & Sons, Seed Merchants of Poona ; Messrs. Palekar & Co. of Bombay ; Messrs. G. Narsimayya Bros. and Messrs. Mooniswami & Sons of Bangalore ; Messrs. Simpson & Watkins and Messrs. Hurst & Co. from England. Seeds of Eucalyptus plants were purchased from Andrew Murphy of Australia and Bulbous and other plants from Messrs. John Telkamp of Holland. Our best thanks are due to Major L. E. Lang, C.I.E., M.C., Resident, Kolhapur and Southern Maratha States, for presenting plants of Allamanda Violacea, a rare and beautiful creeper from Brazil and to Mr. Charles McCann, Assistant Curator of the Bombay Natural History Society, for presenting specimens of Ferns and Orchids and other plants and seeds on his return from tour in the interior of Assam. Our best thanks are also due to Mr. C. Jinarajdass of the Theosophical Society, Adyar, Madras, for presenting a collection of Botanical specimens from San Francisco, Brazil, Mexico, Australia and England, among which is a new Bougainvillea from Perth, Australia known as Scarl's Pink, which will be a new variety introduced to Bombay.

17. All the major and minor repairs to cages and buildings were carried out during the year which included the renovation of the old wooden fencing of the two compartments of the Deer Enclosure, which had become old and rotten with an iron fencing at a cost of Rs. 1,397-5-10. It is disappointing to note that the Special Repairs Grant from which all such above-mentioned works were being carried out every year, has been stopped by the Municipal Corporation from the next year's Budget Grant; and it will be hard task to get all such repairs executed. There are still four more compartments with inner partitions of the Deer Enclosure in perfectly rotten condition, requiring complete renovation with iron fencing, which will be permanent and lasting. It will not be possible to get all such works done from the Ordinary Repairs Grant allotted in the Budget for repairs to cages, etc., as it is provided for carrying out minor repairs only. I would, therefore, appeal to the members of the Municipal Corporation to restore the Special Repairs Grant in the Budget in the future. The other items included repairs to the wire fencing of the Ostrich and Sambar Enclosures. Iron Railings of the Spotted Deer and Antelopes Enclosures; repairs to the Iron Doors of the Junagadh and Bhawanagar cages, general repairs to the Monkey House, providing additional bars to the inner enclosure of the Lion cage and general repairs to the civet cage.

18. The old Fernery in the nursery for Rare and Valuable plants and Botanical specimens, which was old and in rotten condition, was completely renovated at a cost of Rs. 2,517-5-3. This year a further portion of the roof of the Potting shed in the nursery was repaired at a cost of Rs. 427-15-1. Repairs and painting to the Triumphal Arch in the Victoria Gardens were carried out at an estimated cost of Rs. 493. The whole wire-netting of the Peacock and Pheasant cage, which was in a dilapidated condition, was thoroughly repaired at a cost of Rs. 486-12-11.

19. The lawn in the Victoria Square (Bhattia Baugh) was completely damaged during the last Political movement in Bombay on account of the public trampling over the grass. The whole lawn was renovated and ornamental trees and shrubs were planted therein; and a wire fencing was put on, the total cost of the whole lay out amounting to Rs. 456-5-0. The turf at the Esplanade Bandstand which had become old and patchy was completely renovated at a cost of Rs. 197-15-0. Special repairs to the iron fencing of the Municipal playground at the 2nd Peerkhan Street were carried out at a cost of Rs. 425-13-0. There was urgent need of a Store room in the Worli Terrace Garden for keeping Garden implements, etc. It was constructed this year at a cost of Rs. 430-12-1. As per Standing Committee Resolution No. 1524 of 28th May 1930, Electric lights were provided for the temporary Band Stand in the King's Circle Garden at Matunga at a cost of Rs. 505-8-0 this year. There is really a need of a permanent Bandstand in this Garden and it would be possible to construct one, if the Municipal Corporation is pleased to sanction the necessary Funds in the near future. Similarly a Hygienic Fountain was also constructed in this Garden at a cost of Rs. 132-2-0 so as to give effect to Corporation Resolution No. 3287 of 31st July 1930.

20. A portion of the Ornamental Iron Railing of the Elphinstone Circle Garden to the West facing the Church Gate Street was damaged on the night of the 9th July 1929 by a motor taxi No. 3739 owned by Mr. R. P. Mehta and driven by his driver Mr. Temooras D. Khambatta. As this was a case of negligence on the part of the driver, Suit No. 27321/30 for the recovery of damages has been filed against both the owner and the driver in the Court of Small Causes, Bombay, and the matter will be shortly decided by the learned trial Judge Mr. Kurwa of that Court.

21. A grant of Rs. 7,500 was provided this year for repairs to roads in the Victoria Gardens out of which a special provision of Rs. 6,343 was made for surface dressing the cross roads. Accordingly the whole of the promenade along the Bandstand in the Victoria Gardens from the Refreshment room to the Lion cage, Circular roads in the centre round the Rockery and the Circular of pots and the avenue from the latter to the Superintendent's Bungalow and the road from the Lion cage to the Assistant Superintendent's Bungalow in the Garden were duly got repaired this year. Other roads in the garden, which required urgent repairs, were also put in order. It is very gratifying to note that our crying for enhancing the Road Repairs grant has also been fulfilled for the next year, by the provision of a sum of Rs. 7,500 by the Municipal Corporation; and if this is continued for some time, all the roads in the Garden, which are in bad state, will be thoroughly repaired and put in good order in a very short time.

22. The Elephant rides were continued to be given as before though they were allowed to a limited extent on Saturday noon and Sundays in the morning and evening owing to old age and old chronic trouble of the foot, from which she suffers off and on. The total receipts for the year were Rs. 283-5-6. The Camel rides were continued throughout the year and the total receipts were Rs. 239-8-0.

23. The usual Band performances and concerts of Indian Music were given at the several places under our charge. There were 21 performances in the Victoria Gardens, 25 at the Chowpatty Bandstand, 43 at Esplanade Bandstand, 15 at Sir Pherozshah M. Garden, 7 at the King's Circle, Matunga, 6 at the Dadar Parsi Colony and 12 at the Bhandarwada Reservoir, Mazagaon. There were 6 Concerts of Indian Music at the Victoria Gardens, 6 at the Chowpatty Bandstand, 6 at the Sir Pherozshah Mehta Gardens and 7 at the Damodar Thackersey Hall, Parel.

24. As stated in my report last year the Garden fund amounted to Rs. 7,224-7-6 this year, out of which the sum of Rs. 1,300 was spent for the purchase of a pair of young Black Panthers, and Rs. 800 for a pair of Ostriches. The Black Panthers were purchased from Mr. Hagenbeck of Ceylon and the price paid for them with their delivery in Bombay, is very favourable and cheap. The Ostriches are full grown male birds and were purchased for Rs. 800 delivered in Bombay, from His Highness The Maharajah of Bikaner, and looking to the prices of Ostriches in the market, the price paid by us is almost a bargain. In this connection our best thanks are due to His Highness the Maharajah Saheb of Bikaner for accepting our low offer.

25. The following are the animals purchased during the year:—

2 Rosella Parakeet; 2 Greater Sulphur-crested Cockatoo; 3 Hill Myna; 7 Black-crested Himalayan Bul-bul; 2 Amherst Pheasants; 2 Blue Magpie; 1 Syke's Monkey; 2 Red-crested Cardinal; 2 American Love Bird; 2 Blue-mountain Lory; 2 Pennant's Parakeet; 2 Black Leopards; 2 Magpie Robbin; 1 Indian Gazelle; 1 Otter, male; 2 Full grown male Ostriches.

26. The following are the animals presented to the Gardens during the year under report, for which our best thanks are due to the Donors:—

1 Leopard Cub by Mrs. Goddard; 1 Indian Fox by Miss Poritt of Bhilad; 1 Sloth Bear by Mr. H. Rees Jones; 1 Four-horned Antelope by Mrs. H. I. Romer; 1 Indian Antelope by the Secretary, Bombay Panjrapole; 1 Rib-faced Deer by Mr. Merwanji B. Mistri; 1 Red Kangaroo by Khan Bahadur Dossabhoy H. Bhiwandiwalla; 8 Langur or Hanuman monkeys by Mr. Zal. P. Papat; 4 Rhesus monkeys by Mr. Mojudin Inayatalli; 1 Langur or Hanuman monkey by the Secretary, Bombay Panjrapole; 2 Four-horned Antelopes by Miss M. Poritt of Bhilad; 1 Rhesus Monkey by Miss H. Dooris; 1 Malabar Squirrel by Dr. F. C. Elkins of Panchgani; 1 Ring-tailed Lemur by Major Byrne; 2 Indian striped Hyænas by H. H. The Nawab Saheb of Janjira States; 1 Indian Peafowl by Mr. Verendrasinghji; 1 Indian Antelope by Mr. Ashbury; 1 Indian Antelope by Mr. G. R. Giga; 1 Rib-faced Deer by Miss Sutherland; 1 Indian striped Hyæna by Mr. Dandekar; 1 Spotted Deer by the Secretary, Bombay Panjrapole; 1 Nilgai Calf by Mrs. R. MacIntyre; 2 Indian Pea fowls by Dr. A. D'Silva, Consul-General of Portugal; 1 Spotted Deer by Seth Laxmidas Mulraj Khatav; 2 Pairs Imperial Sandgrouse by Mr. Charles McCann of the Bombay Natural History Society; 4 White Geese by Nawab Zada Mohamed Khulin Khan of Cambay and 1 Leopard Cub by Mr. G. C. Seers.

27 The following animals and birds were born and hatched in the Gardens during the year:—

7 Indian Antelopes; 3 Sambars; 7 Spotted Deer; 2 Four-horned Antelopes; 1 Sloth Bear; 2 Black-headed Ibis; 1 Hog Deer; 4 Jackals; 1 Red Kangaroo and 1 Ring-tailed Lemur.

28. As reported last year, four spotted deer, 1 Sambar and 1 pair of Indian striped Hyæna were sent to the National Zoological Gardens of Pretoria, South

Africa, this year in exchange and we expect from the Pretoria Zoo, our stock consisting of 1 pair of Ostriches, 1 pair of Bridled Gnus and 1 male Water-Buck in June next. The pair of Bridled Gnus from Pretoria Zoo will be for the first time exhibited in our Garden and will be a source of great attraction to the public. We have, however, still to send in exchange one more sambar, which we could not do so this year as we could not spare two sambar from our stock at the time. Similarly we completed our business of exchange this year with Mr. H. E. Rogers of Liverpool by sending him our stock of animals consisting of 1 Sambar, 1 Hog-Deer, and 2 Four-horned Antelopes. This year we exchanged with the Taronga Zoological Park of Sydney, one Spotted Deer worth Rs. 100 with a pair of Emus worth about £ 20 which we received from Australia on the 23rd May 1931.

29. As reported last year our exchange business with the Shri Chamarajendra Zoological Gardens of Mysore could not be completed this year, as there were certain difficulties of transport of animals with the Railway Companys, from Bombay to Mysore and *vice versa*. However, I am glad to state that these difficulties were overcome and we were able to secure concession rates in the transport charges from the Agents of the G. I. P. Railway, S. M. Railway, and the Mysore State Railways, who have been pleased to charge 2 Annas and 6 Pies per mile, for a four-wheeled vehicle including one attendant free. But for this, the cost of transport would have been enormous, and in this connection our best thanks are due to the Agents of the above-mentioned Railways, and to Sir Vasant Rao A. Dabholkar, Kt., O.B.E., and Mr. Y. G. Pandit, Municipal Councillors and Members of the Gardens Committee, who are our representatives on the Railway Advisory Committee. It is therefore proposed to send our Zebra colt which is over a year old now and is a specimen to be very much admired, as perfect horse flesh, to Mysore about the month of June next, and we expect to get our stock consisting of a young Tiger and a pair of Fallow Deer from Mysore Zoo, about the same time.

30. As reported last year, our exchange business with the Zoological Gardens of Melbourne, Australia, was not completed this year, as we have still to ship 5 Indian Antelopes from our stock to Australia and receive one Red Kangaroo in exchange. We expect to do so next year.

31. The young lioness, which we received in exchange last year from Prof. Shankersoo of the Karlekar's Grand Circus, has become a beautiful specimen and we expect her to breed successfully in our Gardens.

32. Among the animals died during the year are :—

1 Fire Back Pheasant, 1 Indian Mouse Deer, 1 Sheldrake, 2 Red-headed Pochards, 1 Red and Yellow Macaw, 1 Red Billed Blue Magpie, 1 Spotted Billed Duck, 1 Javan Mouse Deer, and 1 Pennant's Parakeet died suddenly, 1 Red Kangaroo, of which cause of death could not be ascertained on post-mortem at the Haffkine Institute; 1 Muscovy Duck and 1 Indian Antelope died of Weakness and General Debility; 2 White-necked Storks, 1 Red Billed Blue Magpie, 1 Indian Lynx, and 1 Leopard of Septicæmia, 1 Gold Pheasant of Heat Apoplexy, 1 Spotted Deer, 1 Kalij Pheasant, 1 Rosella Parakeet and 1 Leopard Cub six months old of Epilepsy; 1 Kalij Pheasant, 1 Monaul Pheasant, 1 Yong Hog Deer, 1 Sarus Crane, 2 Spotted Deer, died of effects of injuries received from their cage mates; 1 Leopard destroyed for dislocation of the shoulder joint and old age, and 1 Indian Antelope destroyed for fracture of the left shoulder, as the result of accident.

33. Unfortunately there were 4 deaths amongst the bigger carnivora this year, viz :— 1 Adult Lion from Tuberculosis of the left lung, liver and mesentery; 1 Tiger died, being old, weak and blind; 1 old Lioness died of Septicæmia and 1 Lioness from acute type of Jaundice.

34. One Sambar in the Garden died of generalized form of Tuberculosis, and consequently all the Sambars in the Sambar enclosure that were in contact were tested with tuberculin test by Dr. Soparkar, M.D. (Bom.), of the Haffkine Institute and myself, and those reacting to the test were destroyed and on post-mortem the T. B. lesions were found. All of them were in the pink of condition and no one could have suspected that they were suffering from general form of Tuberculosis, except under the test by reaction. Our best thanks are due to Dr. Soparkar for his kind assistance in this connection.

35. During the year under report there was an outbreak of Rinderpest among the Sambars in the Garden. The animals were immediately inoculated with anti-Rinderpest serum, which is always kept in stock in the Refrigerator at the Crawford market for use in case of emergency and about 50 per cent. of the animals were saved, only three dying of the disease. All other precautionary measures were taken and strict supervision was exercised so that the disease should not spread to the other Deer enclosures in the Gardens.

36. H. H. The Maharajah of Kotah has been pleased to present a young Lioness to the Garden, which we have accepted with many thanks. The animal is expected early next month from Kotah. We are very grateful to His Highness for presenting the specimen.

37. A number of Pathological specimens were sent this year to Dr. V. R. Khanolker, the Pathologist of the Goverdhandas Sunderdas Medical College and K. E. M. Hospital for the College Pathological Museum; so also a few specimen to the Bombay Veterinary College Museums.

38. Our usual thanks are due to the Director and his staff of the Haffkine Institute for their kindness in making post-mortem and Bacteriological examinations of our animals sent to them and also to Dr. Khanolker of the King Edward Memorial Hospital for examining a few specimens sent to him. Our thanks are due to the Agents of the British India Steam Navigation Co. and the Peninsular and Oriental Company for giving us free transport facilities both for plants and animals and to the B. B. & C. I. Railway for carrying some of our animals at concession rates.

39. A well-equipped and up-to-date garden library containing books on Botany, Horticulture, Zoology and Veterinary literature is maintained by this Department. Also the latest Magazines and Journals on all the above-mentioned subjects are contributed to every year.

40. During the year under report a few Lady Teachers of the Fellowship School in China Baugh, Girgaum Back Road, were given, at the request of Mr. Kanjibhai Dwardkadas, courses of lectures in Horticulture and Zoology, particularly on Bird Life in the Victoria Gardens.

41. Mr. Laud, the Superintendent, during the Christmas, attended the VII Session of the All-India Veterinary Conference, which was held at Bangalore and presided over by Col. A. Oliver, C.B., C.M.G., F.R.C.V.S., Expert Adviser in Animal Husbandry to the Government of India as a delegate from Bombay, and read a paper on "Some Observations and Study in the Life of Wild Animals in Zoological Garden," which proved to be very interesting to the members of the Veterinary profession, who attended the Sessions of the Conference; as it gave experiences of the Psychological changes and effects seen in the Wild Animals in captivity. Further, during the year under report, the Superintendent contributed the articles which appeared in the various magazines as noted below:—

"(1) Transport of Partridges on land and sea; (2) Notes in the Rearing of Tiger Cubs and (3) A curious incident with the Pelicans of the Victoria Gardens in the Veterinary Journal of London, of October and November 1930 and February 1931; (4) A case of Tetanus in a Wild Ass (*Equus Hemionus*) of the Zoological collection of the Victoria Gardens, in the Indian Veterinary Journal of January 1931; (5) Pelicans and Turtles and (6) The Fern-Palm in the Journal of the Bombay Natural History Society of 2nd March 1931."

42. During the year under report the Superintendent could not proceed on his annual tour, as the Assistant Superintendent was on leave about the time he had proposed to go. However, he took the opportunity when he was in Bangalore during the Christmas to visit the Government Botanical Gardens, and other private nurseries, Lal-Baugh, Bangalore, and State Gardens, Mysore, and brought with him a collection of Botanical specimens, some on exchange, and others were purchased.

43. The Budgetted grants and the actual expenditure of the various Gardens and Play-grounds during the year under report were as follows :—

Names of Gardens.	Budget Grants.		Expenditure.		
	Rs.	a. p.	Rs.	a. p.	
(a) Victoria Gardens			1,30,558	3 6	Actually spent.
			5,139	1 11	Liabilities incurred.
	1,41,773	15 0	1,35,697	5 5	
(b) Miscellaneous Gardens, Open Spaces and Bandstands, etc.			47,251	14 9	Actually spent.
			752	5 0	Liabilities incurred.
	51,422	2 0	48,004	3 9	
B.—New Gardens, Recreation Grounds, &c.			9,233	11 5	Actually spent.
			0	0 0	Liabilities incurred.
	9,804	3 0	9,233	11 5	
New Works ...			1,421	6 1	Actually spent.
			2,517	0 0	Liabilities incurred.
	4,096	0 0	3,938	6 1	
Total Rs. ...	2,07,096	4 0	1,96,873	10 8	

44. I cannot conclude this report without expressing my thanks to all my Assistants and Staff for the assistance and co-operation they have given me from time to time.

I have the honour to be,

Sir,

Your most obedient servant,

D. S. LAUD,

Supdt., Municipal Gardens.

VICTORIA AND ALBERT MUSEUM.

REPORT OF THE CURATOR, VICTORIA AND ALBERT MUSEUM, RECEIVED
UNDER HIS No. C.M./99 OF 1931-1932, DATED 26TH MAY 1931.

SIR,

I have the honour to submit the following report of the progress of work done in the Victoria and Albert Museum during the year 1930-31.

No. of Visitors to the Museum.

The Museum was open to the public for 313 days. The total number of visitors during the year was 8,77,313; thus giving a daily average of 2,803. Had normal conditions prevailed in the city, the number of visitors to the Museum would probably have stood at a higher figure; but the troublesome times, which commenced from about the beginning of the year and continued down to the end of the month of December last, were in a great measure responsible for a small decline in the number of visitors to the place. Improvement however began to take place from the month of January last and I am glad to say, it has since been steadily maintained.

Equipment.

The following articles were added to the Dead-stock List during the year under report.

- (1) Three teakwood cabinets for exhibiting specimens of Fresco Paintings from Konkanwada lent by the Trustees of the Prince of Wales Museum of Western India.
- (2) Two square shaped teakwood stands, and six small ones artistically made were purchased for exhibiting specimens of silver ware.
- (3) A small teakwood stand for mounting the specimen of an old canon found in Bombay.
- (4) A large teakwood show case fitted with glass on all sides for exhibiting specimens.

Specimens purchased for the different Sections of the Museum.

Specimens made of Ivory and Bone :

Two specimens made of Ivory, namely one idol of Sri Rajrajeshwari and another of Rampanchayatan were purchased from an Ivory carver from Honawar. What chiefly strikes one with regard to these two specimens is the carving executed on Ivory in South Indian style entirely free from modern influences.

Three pendants made of Bone showing fine workmanship of Fret-Work in Japan and one Indian Pleasure Boat made from a solid piece of Ivory.

Specimens made of Mother-of-Pearl :

One figure of a Chinese monk, and one figure of Venus mounted on Onyx were purchased for this collection. The object with which these specimens have been purchased is to show how seemingly a worthless article can be turned into one of beauty and great value by the application of improved scientific methods. The mother-of-pearl, as Sir G. Watt observes, penetrates all over the country, but curiously enough is not worked up to the extent that might be anticipated.

Specimens made of Silver :

One plate carved after the Chinese pattern, and one Ghagar or Indian Water Vessel were purchased and added to the collection of Silver articles in the Museum. The distinctive feature of the Indian Water Vessel is the embossed work that decorates its surface. The figures showing the ten incarnations of Vishnu have been skilfully wrought, and the specimen may be said to be the best of its kind in which this particular style of work is carried out.

Specimens of Indian Head-dresses :

The specimens we had in the Museum were made mostly of cotton cloth, and these in course of time are subject to decay, and therefore become unsightly. Hence there arises the frequent necessity of renewing them at certain intervals involving an expenditure of a fairly good amount of money. To avoid this recurring expenditure, it was decided to dispense with specimens made of a perishable material, and instead to make plaster casts of persons of different castes wearing the particular head-dress or turban. Care is taken to make these casts correct in detail and are painted in permanent colours. A group of twenty-four such casts is made representing some of the castes living in Bombay.

Specimens of Agricultural interest :

One wooden model of Indian Charka or Spinning Wheel is purchased for the collection of agricultural implements.

Mr. Araujo, who was taken up as a Clay Modeller to make clay models on the staff in the month of January 1929 found it rather difficult in the beginning to make models of Jaipur clay, as he had not tried his hand on it before joining the Museum. Continued efforts on his part for the first few months brought him nearer to success, when after a lapse of nearly eight months, he was able to do the work in a satisfactory manner. Work in connection with the preparation of a pictorial case started towards the end of the year 1928 to show the various stages in the process of manufacturing Jagree or Gur in India from the juice extracted out of the Indian sugar-cane plant had therefore to be kept back for a time, till he had acquired the requisite skill to make models for the case. These are now made, and the work of completing the case is in hand.

Meanwhile, as he was found to do very good work in making plaster casts, it was decided to put him on this work for some time. The following plaster casts of Indian fruits have been made to replace the artificial specimens which are in the Museum, as they are very poor copies of the natural fruit.

The Indian Jack fruit, the Indian Kaju fruit, the Nutmeg, the Guava, the Indian grape, the Indian fig, the Papaya, the Indian Mango, the Indian Pine Apple, and the long and round Plum.

I am sorry to report that Mr. Araujo found it necessary on medical advice to resign the post in the month of January last. Attempts were made to secure the services of a suitable man, but these proved fruitless. Thanks to the Deputy Municipal Commissioner, he perceived the difficulty we were placed in, and at his suggestion, an assistant is now appointed to assist in general work connected with the making of pictorial cases and other pictorial work, which attracts and amuses the public, particularly that class of visitors who by far form the greatest number.

Old Bombay.

Our endeavours in past years have resulted in acquiring for the Museum a large number of photographs of old views of the city and buildings and sites, which have now all disappeared. The next step towards the further development of this collection is to make it more comprehensive by bringing together any past record of historical value and

of events connected with the political and social life of the inhabitants. The proposal may seem to be ambitious enough for a small institution like ours, but I am not without hope that with the willing assistance from the higher authorities much might be achieved towards carrying out the object in view. A collection of this kind will certainly not fail to stimulate interest of the citizens of Bombay in her past history. It will be a credit to the Museum, and is likely to provide sufficient material to any future historian of the city. At present a modest beginning is made towards bringing together a collection of this kind, which is mostly extracted from books treating on the past history of the Island. The material though scanty is of sufficient interest. It comprises illustrations of a few notable things for which Bombay was well known in old days, and photographs of a few documents of historical, commercial and social interests. A coloured illustration of the old Mazagon mango which according to Mrs. Graham writing in her *Journal of Residence in India*, it was arranged to be sent daily for the table of the Emperor Shah Jahan, will certainly excite some curiosity in the mind of the visitors to the place, when they know how high was the esteem in which this particular fruit from Bombay was held at the time. Similarly the four coloured illustrations of decorated pottery manufactured at the School of Art, Bombay, between the years 1884-1886 reveal the extent to which success had been attained in the attempts made to turn out locally this particular kind of decorated earthenware, and wonder why such an interesting and remunerative industry has been abandoned. Another interesting specimen of the kind is a specimen of carved teakwood screen typical of old Bombay work.

The old banner of the Municipal Corporation was presented to the Museum and arrangements are being made to exhibit it in the old Bombay Room.

A beginning is also made to form a numismatic collection restricted to the collection of coins that were current in Bombay in old days. In this connection, it will be interesting to know that after the establishment of the Mint at Bombay in pursuance of the Charter granted to it by the East India Company in the year 1677, gold and silver coins were coined at the Bombay Mint for the Moghul Emperors. Two such specimens were recently unearthed in the Hyderabad State. Plaster casts of these coins have been kindly presented to the Museum by the Curator of the Hyderabad State Museum. One is of a silver coin of Jahandar Shah, who reigned about 1712 A.D. struck by the East India Company at the Bombay Mint, and the other is a gold coin of Muhammad Shah 1719-1748 A.D. struck by the East India Company at the Bombay Mint.

The following coins have been acquired for the collection :

One copper pice struck in the reign of Charles II between 1667-1669 A.D. under the governorship of Mr. Gerrald Aungier.

Three copper pieces of the denomination of one quarter anna issued by the Portuguese, which were found in Bombay near Chaupaty.

Five copper pieces of denominations varying from half a pice to half an anna struck between the years 1791 and 1834.

One silver Rupee and one silver Half Rupee struck in the year 1835.

One hundred and forty-seven coins of the Muhammadan kings of Gujrath bearing dates between the year 902 and 938 A.D. found near Marole in the Island of Salsette in the year 1923 and sent to the Museum under orders of the Municipal Commissioner for exhibition. These coins have been selected out of a hoard of over 5,000 coins exhumed during the progress of works conducted for the laying of the Tansa pipe. As Bombay and her dependencies were in close proximity to this Island and at the time politically connected with it, the inference that these coins were also current in these islands will stand the test of further historical research on the point.

The following specimens of archaeological interest have also been brought together.

One stone jar, found near Chaupaty in the progress of works for laying a drain.

One canon found in Chandanwady unearthed during the progress of works for the building of the Chandanwady Market.

A few archæological remains of local interest consisting of boundary pillars and commemorative inscriptions on tanks are exhibited in the open space on the terrace round the building.

The following photographs have been secured :

- (1) Photograph of the late Rao Bahadur Dhackji Cashinathji—Member of the Municipal Corporation.
- (2) Photograph of the late Sir Raymond West—Puisne Judge of the Bombay High Court and Vice-Chancellor of the Bombay University.
- (3) Photograph of Lady West—Wife of the first Recorder in Bombay.
- (4) Photograph of the late Dr. MacDonald, Curator of the Museum 1879-1902.
- (5) Photograph of the late Mr. J. Baptista—Member of the Municipal Corporation.
- (6) Photograph of the late Mr. Nowroji Rustom Manek founder of the Sett family.
- (7) Six photographs of buildings, etc., of local interest.

Museum Library.

The following books are purchased for the Library during the year under report :

Local Self Government, The Port of Bombay, Splendour that was Ind, Three Volumes of Outlines of Literature and Art, Winter Leaves, The last two volumes of Dyankosh, Wonders of Ellora, Bombay in the time of George IV, Spirit of Buddhism, Complete Works in 7 volumes of Swami Vivekananda, Glories of Magadh, History of Ancient India, Life of Muhammad, Translation of the holy Koran, Moghul Rule in India, India by Mrs. Steel, The Book of Astrology, Practical Astrology, Laws of Scientific Hand Reading, Progressed Horoscope, and Shivaji Album. One copy of "Bombay to-day and to-morrow", one copy of Local Self Government, and one copy of Coleoptera Vol. I were received from the Municipal Commissioner..

During the year under report, all the show cases and the specimens they contain were thoroughly cleaned and treated with preservatives wherever necessary.

The frames containing pictures of the Old Moghul and Rajput Schools were cleaned and rebacked.

The coloured photographs put up in the panels of the Rice-Plantation case were retouched.

The entire collection of photographic negatives was over-hauled, and those found faded or damaged were rejected. New photographs were taken to replace these. The negatives have now been registered, and arranged in negative store boxes.

In conclusion it gives me great pleasure to put on record my appreciation of the hard work done by Messrs. L. B. Samant and K. B. Mhatre with earnestness and zeal.

I have the honour to be,
Sir,
Your most obedient servant,

D. A. PAI,

Curator.

No. S./3/A of 1931-32.

BOMBAY, 16th June 1931.

FROM

THE CHIEF STOREKEEPER,
BOMBAY MUNICIPALITY,

To

THE MUNICIPAL COMMISSIONER
FOR THE CITY OF BOMBAY,

SIR,

I have the honour to submit herewith my Annual Report for the year ended 31st March 1931. Throughout the year I was in charge of the Department.

The contractors and this department experienced considerable difficulty in procuring imported articles through ordinary channels owing to Congress picketing activities. But it may be said to the credit of the contractors that they kept the work of the department going on by supplying the articles by having recourse to such other means as they could devise.

Schedules were again revised to enable merchants in particular trade to compete fairly and to secure contracts for articles in which they are dealing thus saving middlemen's profit to the Municipality.

Tenders about 120 in number were invited in right time and most of the contracts were settled before March and most of the written contracts were executed by the end of May. Tenderers were allowed to be present at the time of opening tenders thus creating confidence in the merchants of receiving fair treatment in deciding tenders.

Purchases were made at much lower rates than those of the last year. The difference in rate worked out to about 6 per cent. in our favour. Total purchases including articles received on R. S. Memo. amounted to Rs. 7.92 lakhs against Rs. 8.83 lakhs, i.e., Rs. 91,000 less than that of the last year. Great care was exercised in purchasing articles required for early use only and to keep down the balance of stock, thus freeing a large amount of capital money and Stock in hand.

Indian made articles were given preference over foreign goods. It is a matter of great satisfaction to note that most of our requirements are now of Indian manufacture. Cement, C. I. Pipes and fittings, S. P. Hydrants, Boxes, Meter Chambers, Lead Pig, S. W. Pipes and fittings, C. I. Frames and Covers, Gratings, etc., Brooms, Baskets, Paints, Oils, Coal, Timber, Firewood, Uniforms to staff, Clothing to Hospitals, Monsoon requirements, etc., and in fact almost all articles of importance are of Indian manufacture. Only a few items which are either not made in India or are not suitable for our use, are purchased of foreign make.

1,611 tons of Cement were purchased under 10 years' contract with four selling companies at the average on account rate of Rs. 28.75 per ton *ex. works*. Cement was supplied to the consuming departments and Municipal Works contractors at the easy rate of Rs. 2-4-0 per bag against the market rate of Rs. 2-12-0 per bag.

As was done in previous years Hose of good quality was purchased at an average rate of Re. 0-11-6 per foot. This proved to be economical on account of smaller quantity consumed and saved lot of trouble in renewing and fixing new couplings, etc.

C. I. Pipes and fittings were purchased at very low rates. These were all of Indian manufacture.

Meter parts were purchased from the manufacturers, thus saving middlemen's profit.

Closable gratings were purchased from the Patentees at much lower rates.

Lead Pig of Indian manufacture was purchased at favourable rates.

S. W. Pipes and fittings were purchased of local manufacture at easy rates, which gave satisfaction to the consuming departments.

As usual cut timber was stocked which gave great facility in expediting works in hand. On account of keen competition favourable rates were secured. Zara wood was used in fairly good quantity which proved very economical on account of excellent quality of timber.

The following important contracts were entered into during the year :—

1. Hose, canvas and rubber.
2. Disinfectants.
3. Cast Iron Frames and Covers, Gratings, etc.
4. Cast Iron Pipes and fittings.
5. Hydrants and Sluices.
6. Cast Iron Boxes and Chambers.
7. Timber of sorts.
8. Hospital clothing.
9. Uniforms to staff.
10. Baskets, Bamboo and Cane.
11. Brooms, Goa and Date.
12. Brushes, sweeping.
13. S. W. Pipes and fittings.
14. Monsoon requirements.
15. Motor Oils and Lubricants.
16. Lead Pig.
17. Galvanized Pipes and fittings.
18. Brass fittings.
19. Motor tyres and tubes.
20. Iron and Steel.
21. Soap, soda, washing, etc.
22. Pesterine.
23. Motor Lamps.
24. Vegetable and mineral oils.
25. Canvas and Paulins.
26. Paints and Oils.
27. Electric goods.
28. Motor accessories.

In addition to the above mentioned important annual contracts special contracts for the supply of the following articles were also entered into, viz. :—

6" C.I. Pipes, 15" C.I. Pipes and Tubes, 6" and 9" S.W. Pipes, C.I. S. P. Hydrants, 48" C.I. Tubes, 4" x 15" Sluice Valves Stop Ferrules and Waste-not Taps.

Care was taken to replenish stock in time for all works in progress thus avoiding delay in their execution.

Articles returned by departments were very carefully scrutinized and only articles in constant use were accepted at full value. Those not in use were taken at reduced rates thus avoiding unnecessary swelling of stock in hand.

5,629 orders for the purchase of stocks were placed with the contractors and other dealers. All articles received were examined carefully with standard samples. Articles not exactly to samples which were not available in the market at the time of purchase were paid for at market rates.

29,224 Indents and Sales Memos were promptly attended to during the year. Sufficient stock was maintained to avoid delay in complying with indents. Those articles which were not in stock were secured as early as practicable at competitive rates. System of inviting quotations even for small purchases, lately introduced proved very profitable to the Municipality.

Sales to contractors were made at purchase rates in most cases without addition of supervision charges. This enabled the works contractors to offer favourable rates to the Municipality. There was a great demand for dust bins which the house-owners are required to maintain on their premises and 1,049 Dust Bins were sold at the rate of Rs. 2-5-0 including 10 per cent. supervision charges. The market rate of these Dust Bins was Rs. 36 per Doz.

As was done last year C. I. and other scraps received from Workshops were sold by private offer. C. I. scrap recovered from pipes was sold at a reduced rate, the minimum rate being Rs. 30 per ton and maximum rate Rs. 40 per ton. This was due to the depressed condition of the market. The above mentioned rates however compare favourably with the highest bid of Rs. 20 per ton which was secured and which was rejected at the annual auction sale to which the scrap was put up before it was sold by private offers as stated above. All perishable articles were also disposed of in the same way and realised a very good price.

The departmental verification of stores was conducted throughout the year and no appreciable difference was noticed. Municipal Stock verifier also verified stores at Central Stores, Foras Road, and B. B. Pipe Depot excepting the stores on the Line outside Bombay. Out of about 5,982 items verified, 5,880 showed correct results. There were differences in 102 items only on account of dryage, difference in scale, numerous small issues, &c., net result being an excess of Rs. 148-13-0.

A portion of the roof of the Cement godown was overhauled. Night guards were equipped with Tell-tale watches, whistles, &c. Fire appliances were maintained in first class order and stores men were trained in fire drill.

Notwithstanding heavy demands of departments stock maintained was much smaller than that of the last year, the balance at the end of the year being 8.02 lakhs against 8.64 lakhs on 1st April 1930. Thus a further deduction in stock was made to the extent of Rs. 62,000, notwithstanding the fact that a large quantity of surplus pipes and castings remaining unutilized on the Tansa Completion Works and valued at Rs. 10,000 was given in charge of this department during the year under report. Working expenses were maintained at a very low figure. Total establishment charges do not work out to about 8 per cent. of the turnover of the department.

In conclusion I wish to express my thanks to the Assistant Storekeeper and the staff for their loyalty and valuable assistance in bringing about such good result.

I have the honour to be,

Sir,

Your most obedient servant,

D. E. MAVJI,

Chief Storekeeper.

APPENDIX "A."

Particulars.	General Stores.		Capital Stores.		Line Suspense Stores.		Total.	
	Rs.	a. p.	Rs.	a. p.	Rs.	a. p.	Rs.	a. p.
Value of Stores on hand on 1st April 1930	4,72,921	1 11	3,09,975	5 3	81,181	1 7	8,64,077	8 9
Value of Stores receipts including transfers during 1930-31.	5,35,792	3 10	2,43,705	5 3	12,538	12 0	7,92,036	5 1
Total ...	10,08,713	5 9	5,53,680	10 6	93,719	13 7	16,56,113	13 10
<i>Less—</i>								
Value of Stores issues including transfers during 1930-31	6,61,329	13 0	1,88,127	14 3	3,904	0 0	8,53,361	11 3
Balance on 1st April 1931	3,47,383	8 9	3,65,552	12 3	89,815	13 7	8,02,752	2 7

D. E. MAVJI,
Chief Storekeeper.

LICENCE DEPARTMENT.

No. L./1/A of 2nd June 1931.

FROM

THE SUPERINTENDENT OF LICENCES,

TO

THE MUNICIPAL COMMISSIONER

FOR THE CITY OF BOMBAY.

Subject : *Annual report for the year 1930-31.*

SIR,

I have the honour to submit my annual report on the working of the Licence Department during the year 1930-31.

2. I was in charge of the Department throughout the year.

3. *Licences under Section 394 and permits under Section 390.*—The total number of licences under Section 394 and of permits under Section 390 of the City of Bombay Municipal Act issued and the total amount of fees collected in respect of them during the year under report are shown below with the corresponding figures for the preceding two years :—

Year.	No. of Licences issued.	Amount of fees.			No. of permits issued.	Amount of fees.		
		R.	a.	p.		R.	a.	p.
1930-31	14,617	1,50,217	0	0	212	5,225	0	0
1929-30	14,881	1,29,404	8	0	223	5,575	0	0
1928-29	14,145	1,24,092	10	0	215	5,375	0	0

Compared with 1929-30, the number of permits issued decreased by 11 and the receipts by Rs. 350. Three permits were issued free of charge. There was a decrease in the number of licences issued by 264 but the total revenue derived therefrom increased by Rs 20,842-8-0, as the revised scale of fees sanctioned by the Corporation in October 1929 was brought into force from 1st April 1930. The larger differences in regard to the number of licences issued for the various trades are shown below :—

Trade.	Decrease or Increase in the number of licences issued.
Bidis or indigenous cigarettes	+ 480
Coal and Coke	— 67
Eating houses	—101
Fireworks (retail)	—128
" (wholesale)	—163
Firewood (wholesale)	— 81
Gunny bags	— 66
Hairdressing saloons	+ 35
Bengal matches (retail)	—132
Noisy trades	— 89
Timber	—171

4. The licence fees outstanding on the 31st March 1931 amounted to Rs. 3,800 in respect of 435 licences as against Rs. 3,710-12-0 in respect of 511 licences on the 31st March 1930. Miscellaneous receipts amounted to Rs. 63-12-0 against Rs. 239-2-0 in the preceding year. Licence fees amounting to Rs. 254 were refunded during the year under report. The loss of revenue incidental to the disuse or demolition of old licensed places or their diversion to uses not requiring a licence amounted during the year under report to Rs. 14,904 against Rs. 12,247-12-0 in the preceding year.

5. In one case the licence was revoked on account of the licensee being out of Bombay more than 14 days, in accordance with one of the licence conditions to that effect.

6. *Permits under Sections 328 and 328A.*—The total number of permits issued under these sections for exhibiting sky-signs and advertisements during the year was 1,198 and the revenue derived was Rs. 40,567-5-11 as against 1,122 permits issued and revenue Rs. 35,330-4-11 derived during 1929-30.

7. Out of Rs. 10,919-14-0 recovered as ground rent in the year 1930-31, Rs. 9,762-0-0 were credited to the Department of the City Engineer, and Rs. 874-6-0 to the Market Department. The rest of the amount was credited to the Licence Department as space rent for cloth boards across the streets.

8. The total number of permits issued and the total receipts therefrom in 1930-31 are compared below with similar particulars for the preceding three years :—

Particulars.	No. of Permits Issued.				Amount of Fees Recovered.			
	1927-28.	1928-29.	1929-30.	1930-31.	1927-28.	1928-29.	1929-30.	1930-31.
					Rs. a.	Rs. a.	Rs. a.	Rs. a. p.
Wall-posters and hoardings.	329	584	409	520	7,805 0	11,358 8	11,864 11 11	14,340 12 0
Movable boards, handcars, etc.	260	303	302	284	5,085 0	5,868 0	6,288 0	5,626 4 0
Illuminated sky-signs and advertisements.	211	168	193	220	4,852 0	7,315 8	8,039 6	9,741 8 11
Non-illuminated sky-signs.	101	70	126	74	2,485 0	2,047 8	1,979 15	1,731 18 0
Do. (kiosks).	11	8	12	11	6,777 8	2,703 12	2,735 4	4,290 4 0
Illuminated (kiosks).	...	1	3	1	..	15 0	12 0	2 0 0
Wall paintings ..	123	64	71	76	4,955 0	2,862 0	2,690 8	3,425 12 0
Auctioneers ..	7	7	6	6	700 0	700 0	600 0	600 0 0
Ground-rent	770 0	505 8	310 8	283 8 0
Extra fees for delayed payments.	787 12	810 0	525 8 0
Total ..	1,042	1,205	1,122	1,198	33,429 8	34,163 8	35,330 4 11	40,567 5 11

9. In pursuance of the amendment of Section 328A (4) by Act XIX of 1930 making advertisements displayed on tramcars and omnibuses liable to advertisement fees, the Bombay Electric Supply and Tramways Company was called upon through their agents the Publicity Society of India Ltd. to pay the fees due with effect from the 1st October 1930 and accordingly a sum of Rs. 1,000 was paid on account pending submission of details.

10. *Licenses under Sections 313 and 313A.*—The total revenue from licenses issued to itinerant hawkers and to squatters in reserved areas during the year amounted to Rs. 64,286-8-0 as against Rs. 52,487 in the preceding year. The increase is due, firstly to the removal of perishable goods which had been stopped under legal advice, having been re-started from 1st November 1930 after the amendment of Section 314 of the Municipal Act, secondly to one additional motor lorry with one Supervisor, one driver and one cleaner, six coolies and one havaldar having been started from 1st December 1930, and thirdly to two additional reserved areas at Grant Road and Jail Road East, having been created since 1st September 1930 and 1st December 1930 respectively.

11. The comparative figures, including realizations from removal charges, are as under :—

Particulars.	Amount of Fees Collected.					
	1928-29.		1929-30.		1930-31.	
	No. of Licenses.	Amount.	No. of Licenses.	Amount.	No. of Licenses.	Amount.
		Rs. a. p.		Rs. a. p.		Rs. a. p.
Squatters' fees collected in reserved areas under Section 313.	10,307	38,070 0 0	9,396	34,122 0 0	11,023	43,213 8 0
Recovery of expenses under Section 490 for removal of encroachments under Section 314.	20,048 1 6	16,136 6 0	10,647 0 0
Fees received from hawkers' licenses under Section 313A.	7,778	24,919 0 0	6,793	18,365 0 0	6,741	21,073 0 0
Total ..	18,085	83,037 1 6	16,189	68,623 6 0	17,764	74,933 8 0

12. *Prosecutions.*—The number of prosecutions launched during the year under report and the results thereof are compared below with those for the preceding two years :—

Year.	Offence against Section.	Total No. of cases filed.	No. of cases withdrawn on compliance with law.	No. of cases which resulted in conviction.	Amount of fines inflicted.	No. of cases which resulted in acquittal.	
1928-29	..	394	4,435	368	3,037 12 0	4	
1929-30	..	"	4,935	289	2,846 14 0	..	
1930-31	..	"	5,694*	352	2,970 1 0	1	
1928-29	..	328 & 328A	715	659	55	315 8 0	1
1929-30	..	"	184	240	43	218 0 0	1
1930-31	..	"	180	174*	6	39 0 0	..
1928-29	..	313 & 313A	2	1	1	9 0 0	..
1929-30	..	"	939	371	537	2,082 0 0	..
1930-31	..	"	716	408*	307	2,863 1 0	1
1929-30	..	412A	9	9
1930-31	..	"	21	21*
1929-30	..	392	3	2
1930-31	..	"*

* Of the 6,297 cases withdrawn, 5,399 were in respect of non-payment of fees.

The number of prosecutions instituted during the year under report exceeded that for the preceding year by 459 and the total amount of fines inflicted was more by Rs. 725-4-0.

13. Nine criminal prosecutions were launched against hawkers out of which seven resulted in conviction, the fines inflicted aggregating Rs. 73 and two weeks' rigorous imprisonment in one case. One prosecution was instituted against the lorry driver of the Deputy Chief Supervisor by a member of the public for causing damage by negligent driving, and the driver was fined Rs. 10 and a claim of Rs. 47 for damages had to be admitted.

I have the honour to be,

Sir,

Your most obedient servant,

K. P. GUZDUR,

Ag. Superintendent of Licenses.

Statement showing (1) the number of licenses issued, (2) the trades licensed and (3) the amount of fees collected during the year 1930-31 :—

No. of Licenses,	Nature of Trade.	License fees.
		Rs. a.
..	Acetylene gas (keeping)
31	Aerated waters (manufacturing)	1,142 8
22	Ashes	125 0
179	Bakeries	2,948 12
54	Bidi leaves	612 0
923	Bidis (indigenous cigarettes) (manufacturing)	923 0
4	Bitumen	120 0
2	Bricks and tiles	40 0
..	Bones
9	Camphor	137 8
4	Candles (hand made) (manufacturing)	85 0
10	Carbide of calcium (retail)	30 0
11	Do. (wholesale)	220 0
1	Catgut	15 0
1,106	Charcoal	9,449 8
133	Chemicals	2,007 12
11	Chlorate of potash	60 0
58	Cinematograph films	1,870 0
149	Cloth dyeing in indigo and other colours by hand	1,056 4
10	Do. do. (by mechanical power)	300 0
205	Coal and coke	2,132 0
25	Cocoon fibre, flax, hemp and jute	424 0
7	Copra	225 0
19	Cotton (keeping, cleaning)	445 0
59	Cotton-seed	2,155 0
72	Cotton refuse or waste (keeping, cleaning)	2,148 4
4	Cow-dung cakes (manufacturing)	52 8
65	Dammer, tar or pitch	1,252 8
2,828	Eating houses	35,410 0
3	Fat and tallow (cleaning)	90 0
15	Do. (keeping)	415 0
10	Esas	245 0
9	Fins (dried)	135 0
22	Fish (do.)	515 0
159	Fire works (retail)	741 4
44	- Do. (wholesale)	493 12
1	Do. (manufacturing)	12 8
43	Fire wood (retail)	86 0
512	Do. (wholesale)	6,153 0
7	Gas (manufacturing)	280 0
60	Ghee (keeping)	795 0
6	Do. (manufacturing)	55 0
116	Butter (under Section 412A)	298 0
128	Grain (parching)	164 0
167	Gunny bags	1,391 0
26	Gunpowder (retail)	123 12
..	Do. (wholesale)
1	Do. (manufacturing)	50 0
586	Hair-dressing saloons	2,951 4
76	Hay, straw or grass	969 8
22	Hessian cloth	68 8
16	Hides and skins (dried)	240 0
8	Do. (raw) (keeping)	200 0
20	Tanneries	1,642 8
1	Horns and hoofs	30 0
8,059	Carried over ..	83,531 8 0

No. of Licenses.	Nature of Trade.	License fees.
		Rs. a.
8,059	Brought forward	83,531 8
4	Ice (manufacturing)	480 0
125	Khoka boxes (manufacturing and storing)	989 0
29	Lime kiln	1,425 0
7	Leaves (dried) (patravlis)	74 0
1,468	Matches (retail)	1,739 0
49	Do. (wholesale)	2,456 0
..	Do. (manufacturing)
109	Do. (Bengal) (retail)	118 8
2	Do. (do.) (wholesale)	179 8
190	Metal casting	2,846 4
87	Methylated spirit	1,430 0
673	Noisy trades	2,364 8
560	Oil (keeping)	6,225 0
119	Do. (manufacturing)	1,142 8
62	Oil seeds	2,946 4
81	Paints	1,238 12
2	Paper (manufacturing)	30 0
24	Do. waste	350 0
1	Phosphorus (retail)	5 0
..	Do. (wholesale)
..	Dynamite
30	Petroleum (non-dangerous) (retail)	234 0
71	Do. do. (wholesale)	540 0
46	Do. (dangerous)	138 0
9	Pottery (manufacturing)	27 0
4	Rags	60 0
4	Rosin	45 0
31	Saltpetre	235 0
45	Sandal wood	340 0
6	Smelteries	72 0
37	Soap (manufacturing)	960 0
12	Sugar Refineries	525 0
8	Sulphur	82 8
26	Stables for horses	1,945 0
93	Do. milch cattle	9,100 0
43	Do. bullocks	1,005 0
756	Timber	8,495 12
117	Turpentine (retail)	581 4
33	Do. (wholesale)	730 0
32	Whistle (steam), blowing of	312 8
53	Varnish	496 0
23	Wool	835 0
32	Liquid fuel (Form E of the Indian Petroleum Act)	2,142 0
..	Do. (Form A of the Indian Petroleum Act)	..
..	Special licenses under Section 394 (i) (d) (ii)	..
399	Sweetmeat (manufacturing and keeping)	2,319 4
13,56		1,40,791 0
212	Permits under Section 390	5,225 0
270	Transfers of licenses	294 0
14,043	Total Rs.	1,46,310 0
574	License fees collected during 1930-31 for the official year 1929-30..	3,937 0
14,617	Grand Total Rs.	1,50,247 0

Summary of total revenue collected during the official year 1930-31.

No. of Licenses and permits.	Nature of Revenue collected.	Amount.	
		Rs.	a. p.
14,617	License fees collected under Sections 390 and 394	1,50,247	0 0
1,198	Advertisement fees collected under Sections 328 and 328A ...	40,567	5 11
11,023	Fees collected from squatters under Section 313	43,213	8 0
6,741	Fees collected from hawkers under Section 313A	21,073	0 0
.....	Encroachment removal fees under Sections 314 and 490 ...	10,647	0 0
.....	Miscellaneous fees	63	12 0
33,579	Total Revenue	2,65,811	9 11

MARKETS.

BOMBAY, 6th June 1931.

FROM

THE SUPERINTENDENT OF MARKETS,

AND SLAUGHTER HOUSES, BOMBAY.

To

THE MUNICIPAL COMMISSIONER FOR THE CITY OF BOMBAY.

SIR,

I have the honour to submit my annual report on the administration of the Markets and Slaughter Houses Department during the year 1930-31.

1. I continued in charge of the Department throughout the year.
2. The total receipts of the Department amounted to Rs. 11,67,804-12-3 as against Rs. 12,02,131-1-4 in the preceding year thereby showing a decrease of Rs. 34,326-5-1 which is chiefly due to the fall in the slaughter fees and to the large number of vacant stalls.
3. The year saw the opening of a new market with 64 stalls at Chandanwady and by its addition the number of Municipal Markets stood at 17 as against 16 in the previous year. I append a comparative statement (Statement I) showing the net receipts, the total number of stalls and the average number of vacant stalls in each market during the years 1929-30 and 1930-31 together with the increase or decrease in the revenue of each market during the period under review.

STATEMENT I.

Name of Market.	Total No. of stalls.		Average No. of stalls vacant per quarter.		Stall Rents, 1930-31.	Squatters' fees, License fees, etc., 1930-31.	Total gross receipts, 1930-31.	Expenditure, 1930-31.	Net receipts, 1930-31.	Net receipts, 1929-30.	Increase or decrease during 1930-31.
	1930-31.	1929-30.	1930-31.	1929-30.							
					Rs. a. p.	Rs. a. p.	Rs. a. p.	Rs. a. p.	Rs. a. p.	Rs. a. p.	Rs. a. p.
Colaba	71	69	52	50	1,349 8 4	3,023 8 0	4,372 11 4	1,167 12 5	3,204 14 11	1,817 2 9	+1,387 12 2
Fort	180	180	14	11	10,140 14 0	7,705 2 0	17,846 0 0	5,387 12 10	12,458 3 2	11,328 11 6	+1,129 7 8
Arthur Crawford	1,031	1,031	107	90	1,75,532 9 3	1,07,653 15 3	2,83,186 8 6	91,187 12 11	1,92,048 11 7	1,92,535 11 1	-486 15 6
Erskine Road	832	832	206	175	83,102 8 6	25,764 10 0	1,08,868 2 6	11,371 1 3	97,497 1 8	82,027 5 3	+15,469 12 0
Bhuleshwar	199	199	20	10	20,142 13 4	224 8 0	20,367 5 4	5,508 14 11	14,863 6 5	14,904 13 10	-41 7 5
Peddar	46	46	11	9	2,456 12 0	4,339 0 0	6,775 12 0	2,602 4 8	4,173 7 4	2,373 5 5	+1,801 1 11
Pork	3	3	3,200 0 0	4 0 0	3,204 0 0	1,155 10 1	2,048 5 11	1,941 11 3	+106 10 8
DeLisle Road Sheep	50	50	14	17	5,400 0 4	950 0 0	6,350 0 4	1,626 6 7	4,723 10 9	4,200 15 4	+522 11 5
Fergusson Road	33	33	7	9	2,472 14 4	9,132 0 0	11,604 14 4	3,304 5 3	8,300 9 1	9,229 7 3	-928 14 2
Parbhadevi Road	29	29	9	8	1,793 8 0	10,722 0 0	12,515 8 0	2,973 9 8	9,541 14 4	5,831 9 11	+3,710 4 5
Elphinstone Road	32	32	1	5,417 8 0	9,537 0 9	14,954 8 0	4,356 0 7	10,598 7 5	6,590 13 11	+4,007 9 6
Kamathipura	53	53	15	12	3,390 14 4	3,151 0 0	6,541 14 4	2,112 11 6	4,429 2 10	4,300 9 9	+128 9 1
Masjid Bunder... ..	52	52	38	34	1,818 5 0	719 0 0	2,537 5 0	2,496 10 1	40 10 11	455 13 7	-415 2 8
Chowpatty	71	71	37	33	2,524 8 0	2,241 0 0	4,765 8 0	1,795 13 3	2,969 10 9	2,379 3 6	+599 7 3
Gilder Tank	178	178	98	133	3,655 4 0	5,091 10 0	8,746 14 0	2,892 11 4	5,854 2 8	2,465 3 8	+3,388 15 0
Dadar	3	3	1	849 13 0	10,330 9 0	11,180 6 0	4,123 6 10	7,056 15 2	7,617 11 4	-560 12 2
Chandanwadi	64	41	2,322 11 0	339 14 0	2,662 9 0	533 11 10	2,128 13 2	+2,128 13 2
Total	2,927	2,861	669	593	3,25,551 2 5	2,00,928 12 3	5,26,479 14 8	1,44,541 11 0	3,81,938 3 8	3,49,990 5 4	+31,947 14 4

4. Besides the 64 stalls (21 mutton stalls, 34 vegetable stalls, 3 fowl rooms and 6 egg stalls) of Chandanwady Market 2 new spaces were opened at Colaba Market.

5. The Chandanwady Market was opened in July 1930. Although 15 mutton stalls were occupied in the beginning, by the end of the year only 6 remained occupied. Out of the 34 vegetable stalls which were occupied when the market was opened all with the exception of 2 were vacated at the end of the year. Of the 3 fowl rooms and 6 egg spaces 1 of the former and 2 of the latter were occupied but they were also vacated before the end of the year. The market has not proved as popular as was expected owing to the proximity of the private market at Chira Bazar and it is a matter for regret that the stalls are not occupied in spite of the facts that the rents were reduced in December last. The right of collecting fees from the squatters of this market was let by contract for Rs. 2,200 but as the contractor took the benefit of the Insolvency Act the contract had to be terminated in September last. As there was very little sale of fish in the market no endeavour was made to farm the right again.

6. As for the Gilder Tank Market almost all the mutton stalls were occupied during the year. The right of collecting fees from the vegetable sellers accommodated on the stalls was given to a contractor towards the end of the previous year and the vegetable section was well patronised in the beginning by the vegetable dealers; but after some time they began to leave the market and squat on the Grant Road footpath close by. All possible endeavours were made by appointing a special staff to prevent these squatters from occupying the footpath and to prosecute those found persisting in occupying it proved fruitless and at last it was decided to re-convert the footpath into an authorised area for squatters from the middle of September 1930. The contractor of the market was hard hit by the opening of the squatters' area; consequently the contract had to be terminated from November 1930. It may however be pointed out that on an average a sum of Rs. 1,100 p. m. was realised by the Municipality from the reserved area against Rs. 110 p. m. recovered from the contractor for collecting squatters' fees at the above market.

7. The collection of fees from the squatters at the Arthur Crawford and Erskine Road Markets was made departmentally and these proceeds together with the encroachment fees aggregated Rs. 43,827-15-0. Similar fees in the other Municipal markets where the right was mostly farmed together with the fees from the Scale shed at Arthur Crawford Market amounted to Rs. 1,17,606-10-0 thereby giving a total of Rs. 1,61,434-9-0 against Rs. 1,49,060-4-0 in the preceding year.

8. There were 17 private markets and the license fees in respect of them amounted to Rs. 27,304-2-0 against Rs. 28,706-10-0 for the last year. The difference is due to the closure of 2 markets towards the end of the preceding year and the holding in deposit account of the license fee of one market pending certain repairs and alterations requisitioned by the Municipality. A sum of Rs. 870 was recovered as license fees from the butchers conducting mutton stalls in the private markets. The number of outside meat shops was 130 against 151 and the license fees realised in respect of them was Rs. 6,342-6-8 against Rs. 7657, in the preceding year. The fall in the number of these meat shops is chiefly due to a number of licenses of such shops being removed to Gilder Tank Market.

9. As in the previous year efficient supervision was exercised by my Inspectorial staff in regard to the sanitation of the market premises and the quality of articles offered for sale thereat. Unwholesome stuff like meat (including contraband meat) fish, fruits and vegetables from different markets and the slaughter houses weighing about 3,60,527 lbs. in the aggregate was destroyed in the year.

10. The quantity of contraband meat seized and destroyed was 6,660 lbs. against 5,874 lbs. in the previous year and the total quantity of meat destroyed in the markets amounted to 8,308 lbs.

11. 9,917 buffaloes, 37,501 cows and bullocks and 8,64,005 sheep and goats were admitted into the Fair Ground at the Bandra Slaughter Houses against 10,750 buffaloes, 36,950 cows and bullocks and 9,09,314 sheep and goats during the previous year. Of these 17 buffaloes, 319 cows and bullocks and 11,769 sheep and goats being found in advanced stage of pregnancy or suffering from diarrhoea, mange, abscesses, bruises, fractures, sheep-pox, febrile symptoms or being otherwise unfit for human consumption were rejected on ante-mortem examination.

The principal causes of post-mortem condemnation were emaciation, liver flukes, hydatid cysts and parasitic nodular infection of the liver.

12. The slaughter fees realised at the Bandra Slaughter Houses were Rs. 3,65,689-15-0 against Rs. 3,87,274-7-0 of last year showing a decrease of Rs. 21,584-8-0. The fees received from the Kurla Municipality under the arrangement to import meat into Bombay amounted to Rs. 68,790-0-0 against Rs. 68,700 of the last year. A sum of Rs. 45-8-0 was realised from permits to slaughter horned cattle and sheep and goats in the City on festive occasions.

13. The approximate weight of dressed meat of buffaloes and of cows and bullocks was 5,415 tons and that of sheep and goats 6,575 tons. The quantity condemned out of the former was 9 tons and out of the latter 15 tons.

14. 1,544 pigs and 56 piglings were brought for slaughter at the Arthur Road Slaughter House of which 1,541 pigs and all the piglings were slaughtered. The slaughter fees in respect of these animals amounted to Rs. 1,555-0-0,

58 slaughtered piglings were imported under permits during the year and the fees so recovered amounted to Rs. 43-8-0.

About 3 out of 72 tons of pork were condemned being found unfit for human consumption and was destroyed mostly due to tuberculosis, cysticercus cellulosæ, glandular tumours and abscesses.

Details of animals slaughtered and the slaughter fees recovered are given in Appendix A of this report.

15. The collection of Fair and feeding fees at the Bandra Slaughter Houses was done departmentally and the proceeds amounted to Rs. 1,47,263-14-9.

16. The other miscellaneous receipts were :—

STATEMENT II.

Particulars.	Amount.			
	1930-31.		1929-30.	
	Rs.	a. p.	Rs.	a. p.
(1) Amount recovered from the Contractor for the right of removing blood at the Bandra Slaughter Houses.	5,552	0 0	5,552	0 0
(2) License fees for stalls in Municipal and Private Markets, outside shops, etc.	44,961	8 8	48,411	10 0
(3) Fees for verifying weights and measures	1,395	0 0	1,456	0 0
(4) Price, current	89	4 0	115	14 0
(5) Minor receipts	3,439	7 2	3,912	11 0
(6) Ground rent	5,301	15 0	5,117	14 0
(7) Chawl rents	4,671	9 0	4,566	6 0
(8) Rent from Peddar Market Chawls and other recoveries from Peons, Halalkhores, etc.	702	14 0	613	4 0
(9) Cold Storage rents	31,254	9 3	32,598	11 6
(10) Penalties from Contractors	63	0 0	151	0 0
Total ...	97,431	3 1	1,02,495	6 6

17. The fines inflicted by the Presidency Magistrates for the infringement of the provisions of the Municipal Act and the Bye-laws pertaining to the Market Department amounted to Rs. 1,999 against Rs. 807 in the preceding year.

18. The Refrigerator plant worked satisfactorily. The only room which was occupied on monthly tenancy was vacated in the beginning of the year ; and packages were allowed to be stored as before on payment of daily fees.

19. In the following statement is shown the financial position of the Municipal Markets for the year 1930-31.

STATEMENT III.

Name of Market.	Total cost upto 31st March 1930.	Additions made during the year 1930-31.	Total cost upto 31st March 1931.	Gross Receipts for 1930-31.	Expenditure for 1930-31.	Net Receipts. for 1930-31.	Percent- age on cost.	REMARKS.
	Rs. a. p.	Rs. a. p.	Rs. a. p.	Rs. a. p.	Rs. a. p.	Rs. a. p.		
Colaba	97,157 15 11	97,157 15 11	4,372 11 4	1,167 12 5	3,204 14 11	3.29	
Fort	41,332 8 8	41,332 8 8	17,846 0 0	5,387 12 10	12,458 8 2	30.14	
Arthur Crawford	17,49,277 11 5	17,49,277 11 5	2,83,186 8 6	91,137 12 11	1,92,048 11 7	10.97	
Erskine Road	5,91,964 15 10	5,91,964 15 10	1,08,868 2 6	11,371 1 3	97,497 1 3	16.47	
Bhuleshwar	2,94,217 0 11	2,94,217 0 11	20,367 5 4	5,503 14 11	14,863 6 5	5.05	
Peddar	57,802 4 2	57,802 4 2	6,775 12 0	2,602 4 8	4,173 7 4	7.22	
Pork	20,880 13 4	20,880 13 4	3,204 0 0	1,155 10 1	2,048 5 11	9.81	
DeLisle Road Sheep	25,000 0 0	25,000 0 0	6,350 0 4	1,626 5 7	4,723 10 9	18.88	
Ferguson Road	25,415 10 5	25,415 10 5	11,804 14 4	3,304 5 9	8,300 0 1	32.66	
Purbhadevi	23,819 7 3	23,819 7 3	12,515 8 0	2,973 9 3	9,541 14 4	40.06	
Elphinstone Road	31,544 10 0	31,544 10 0	14,954 8 0	4,356 0 7	10,598 7 5	33.59	
Kamathipura	55,493 7 0	55,493 7 0	6,541 14 4	2,119 11 6	4,429 2 10	7.98	
Musjid Bunder	17,346 3 5	17,346 3 5	2,537 5 0	2,498 10 1	40 10 11	.23	
Chowpatty	4,66,178 9 8	4,66,178 9 8	4,765 8 0	1,795 13 3	2,969 10 0	.63	
Gilder Tank	3,57,107 1 1	3,050 15 10	3,60,758 0 11	3,746 14 6	2,892 11 4	5,854 2 8	1.62	
Dadar	1,26,375 0 0	4,416 3 9	1,31,291 3 9	11,180 6 0	4,123 6 10	7,056 15 2	5.37	
Chandanwady	89,020 14 0	89,020 14 0	2,662 9 0	538 11 10	*2,123 13 2	2.39	
Total	39,81,418 7 10	97,088 1 7	40,78,506 9 5	5,26,479 14 8	1,44,541 11 0	3,81,938 8 8		

The percentage of net income on total cost of markets comes to 9.36.

* Market was opened in July 1930.

I have the honour to be,

Sir,

Your most obedient servant,

C. M. FLANDERS, v.s.,

CAPTAIN, R. A. V. C. (Retired),

Superintendent of Markets and Slaughter Houses, etc.

APPENDIX "A."

Statement showing the number of animals slaughtered, or removed for private slaughter and the amount of slaughter fees realised during 1930-31.

Description of animals.	April	May	June	July	August	Septem-	October	Novem-	Decem-	January	February	March	Total No. of animals.	Total amount of Slaughter Fees.		
	1930.	1930.	1930.	1930.	1930.	ber 1930.	1930.	ber 1930.	ber 1930.	1931.	1931.	1931.		Rs.	a.	p.
Buffaloæ	805	824	869	972	903	864	836	811	833	729	673	784	9,903	1,48,645	0	0
Buffaloes for private slaughter in Bombay	1	1	15	0	0
Cows .. { Bombay	1,997	1,985	1,791	1,681	1,813	1,677	1,682	2,089	2,439	2,440	2,083	1,967	23,594	35,391	0	0
.. { Bandra	268	282	335	338	288	295	252	297	309	291	261	281	3,497	3,497	0	0
Bullocks	704	695	805	802	664	631	609	681	760	791	736	916	8,794	13,191	0	0
Sheep and goats for Bombay	60,093	60,043	61,703	59,616	51,401	56,180	54,568	56,709	63,914	59,855	57,494	65,105	706,681	1,32,502	11	0
Sheep and goats for Bandra	2,339	2,655	2,778	2,890	2,421	2,592	2,400	2,272	2,552	2,302	2,064	2,226	29,492	3,686	8	0
Pigs at Arthur Road slaughter house ..	142	111	126	119	123	119	101	121	176	132	133	138	1,541	1,541	0	0
Piglings at Arthur Road slaughter house ..	14	1	1	3	2	3	..	3	18	5	7	..	56	14	0	0
Piglings for private slaughter in Bombay ..	4	7	3	1	1	3	9	2	14	11	2	1	58	43	8	0
Live horned cattle removed to Bombay ..	48	23	21	34	58	32	17	17	6	9	13	42	315	1,575	0	0
Live horned cattle for private slaughter in Bombay.	..	3	1	2	1	..	1	8	24	0	0
Live sheep and goats removed to Bandra ..	1,030	1,731	2,379	2,617	967	2,363	2,178	2,511	3,105	1,932	1,662	2,227	24,702	12,351	0	0
Live sheep and goats removed to Bombay ..	35	1,293	41	51	55	47	67	126	260	94	286	195	2,550	1,912	8	0
Live sheep and goats removed for shipping ..	281	184	215	228	132	168	213	153	215	179	115	158	2,236	559	0	0
Live sheep and goats for private slaughter in Bombay.	7	3	3	13	6	8	0
Live sheep and goats removed by DeLisle Road Sheep Market Fadkarees.	947	2,404	1,907	1,866	1,147	1,007	1,130	1,267	1,405	1,169	1,120	1,970	16,639	12,479	4	0
Total ..	68,709	72,241	72,274	71,221	59,976	65,982	64,064	67,059	76,006	69,940	66,601	76,007	830,080	3,67,333	15	0

248

C. M. FLANNERS, v. s.,
CAPTAIN R. A. V. C. (Retired),
Superintendent of Markets and Slaughter Houses, etc.

No. E. H/4/A of 1931-32.

BOMBAY, 5th May 1931.

FROM

THE DEAN,

KING EDWARD VII MEMORIAL HOSPITAL AND

THE SETH GORDHANDAS MEDICAL COLLEGE,

BOMBAY.

To

THE MUNICIPAL COMMISSIONER

FOR THE CITY OF BOMBAY.

Subject:—Administration Report for the year 1930-31.

SIR,

I have the honour to forward the Administration Report of the K. E. M. Hospital and the Seth G. S. Medical College for the year 1930-31.

2. The report is divided under the following heads:—

Advisory Medical Board and Staff	..	Paras 3 to 6
The Hospital	..	„ 7 to 38
The College	..	„ 39 to 54
Special Inquires and General	..	„ 55 to 63
Appendices	..	„ 1 to 14

Advisory Medical Board.

3. During the year 1930, the Advisory Medical Board held 16 meetings. Its various Committees met twice during the period under report. There was one General Meeting of the Honorary and Professorial Staff.

The Dean.

4. Jivraj N. Mehta, Esqr., M.D. (Lon.), M.R.C.P. (Lon.), continued to be in charge during the period under report.

The Staff.

5. P. C. Bharucha, Esqr., M.D. (Lon.), Honorary Lecturer in Medicine at the Seth G. S. M. College and Honorary Physician, K. E.M. Hospital, has been granted four months' leave from the 1st March 1931 on considerations of health. S. G. Vengsarkar, Esqr., M.D. (Bom.), Honorary Assistant Physician in this Hospital, has been appointed to look after his work during his absence.

6. R. G. Dhayagude, Esqr., M.D. (Bom.), Assistant Professor, Pathology Department in the College, has been granted six months' study leave combined with eight months' ordinary leave from the 19th May 1930 for advanced studies in Pathology and Bacteriology.

The Hospital.

7. The Hospital worked throughout the year in excess of the full complement of 354 beds though a constant check was exercised on the admissions to the Hospital. The 354 beds are distributed as follows:—

Department.	Male.	Female.	Children.	Total.
Medical	83	31	10	124
Surgical	83	31	14	128
Gynæcological	35	35
Ophthalmic	14	16	32
Aural	6	6	2	10
Skin and Venereal	6	2	8
Casualty	6	3	9
Isolation	6	2	8
Total ..	206	122	28	354

8. The question of the purchase of Radium and Deep X-Ray Therapy Apparatus was considered by the Corporation, but had again to be postponed for financial stringency. Thanks, however, to the philanthropy of the Wadia Charities, whose Trustees have made a generous donation of Rs. 25,000 for the purchase of Deep X-Ray Therapy Apparatus, it would be possible to purchase the necessary apparatus and instal it next year. The Corporation have gratefully accepted the donation and the Deep Therapy Department will be known as "N. M. Wadia Deep X-Ray Therapy Institute" after the original donor. For the purchase of Radium the Hospital looks forward to some generous-minded donor. The minimum amount necessary for its purchase is Rs. 25,000, though it would be far better to have a larger quantity of Radium as it is more effective when administered in large doses.

9. It is proposed, as funds permit, to replace the existing boilers for hot water in the wards by geysers as the stoves of the boilers make much noise in the early mornings and disturb the patients' sleep. Two geysers have already been fixed and it is proposed to fix two more in the course of the next year. Likewise, it has been thought necessary to replace, on funds permitting, the existing ice chests from the ward pantries by small electric refrigerators. Here also the Hospital looks forward to the public-spirited citizens to come to its assistance.

New Works.

10. The work of constructing the Skin and Venereal Wards was completed during the year under report. The opening of the wards has, however, been held up as the provision of funds required for its equipment and for the engagement of the staff could not be sanctioned on account of financial stringency. It may be added that half the cost of equipment of the wards will be borne by the Governor's Hospital Fund.

11. The work of constructing an extra storey over the Nurses' Annexe has been carried out during the year under report. This has rendered it easy to reduce congestion in the Nurses' Home.

12. For want of a proper accommodation and shelter in the Hospital compound, those who come to receive the dead bodies of their relatives or friends were put to much inconvenience. Now that a shed is under construction near the morgue and a special gate is constructed near it for the removal of the dead bodies, a great deal of inconvenience to the mourners will be removed.

13. The work of the extension of the Surgical Dressing Section in the Out-patients Department was started during the year under report and is well progressing.

14. A slight extension of the Electro-Cardiography Department costing about Rs. 1,339 is badly needed. At the present moment, the department is much cramped for space.

15. An extension of the Hospital Office is also badly needed. It is very necessary in the interest of the administration to secure some privacy to the Assistant Dean in the Office, which is not possible without the proposed extension.

Floods.

16. The unusual floods towards the latter part of the monsoon affected the Hospital considerably as water poured down from the Golanji Hill area and converted a portion of the Hospital into a huge lake flooding knee-deep some of the wards. The City Engineer has been requested to submit plans with estimates to prevent the flooding of the Hospital which to a certain extent has so far been an annual feature.

17. Owing to the construction of a tall building right opposite the Hospital compound there is a congestion in the traffic from and to the Out-patients Department of the Hospital. To relieve this, it is proposed to construct another gate, corresponding to the arrangement which is in existence at the main entrance to the Hospital.

Civil Disobedience Movement.

18. It would not be out of place to make a passing reference to the Civil Disobedience movement in this report. As a result of this movement, heavy casualty work was expected at the Hospital, and arrangements were made from time to time to cope with it. But thanks to the work of the various Ambulance Corps and the zealous work of the various citizens who organised the Congress Free Hospital and the Congress Emergency Hospital, most of the victims of the Lathi charges were treated at these Hospitals with the result that there was not so much rush of

patients at this Hospital. Had it not been for the existence of the said two Hospitals and of other voluntary institutions, much strain would have fallen, as would be seen from the following record of work in the Hospital during the year, on the staff and the resources of the Hospital to cope with the heavy casualties which actually occurred from time to time during the course of the year under report. Cases of serious injuries were however brought to the Hospital from time to time, both from the City as well as from distant areas.

Number of Patients Treated during the Year 1930 and Total Expenditure Incurred during the Year 1930-31.

19. The statistical tables attached to this Report record in detail the number and attendance, etc., in all the Departments of the Hospital and of the number and nature of operations performed during the period under report. The following abridged summary shows the increase of work carried out during the year 1930 as compared to that in the year 1929 :—

Particulars.	Figures for the year 1930.	Figures for the year 1929.
(a) In-patients :—		
1. Scheduled strength of beds	354	334
2. Daily average number of in-patients	368.4	362.8
3. Total number of in-patients admitted	9,117	8,265
4. Average number of days each patient was resident	14.0	15.2
(b) Out-patients :—		
1. Total number of new out-patients	58,377	51,760
2. Total number of out-patient attendance	1,73,511	1,50,180
3. Number of Casualty patients included in No. 1 above	10,044	9,325
(c) Operations :—		
1. Total number of operations on in-patients	3,103	2,674
2. Total number of operations on outpatients	3,126	2,375

20. Of the total number of 9,445 in-patients under treatment (9,117 new admissions plus 328 patients in residence on the 1st January 1930) in the Hospital during the period under report, 3,997 were cured, 3,115 were discharged as relieved, 963 either absconded or left the Hospital against medical advice and 1,012 died, leaving a balance of 358 patients in the Hospital at the end of the year. Out of the 1,012 deaths, 140 died within 24 hours of admission, 297 after 24 hours and within three days and the remaining 575 after three days of their admission into the Hospital.

21. Excluding the amount spent out of the loan funds, the total expenditure incurred on the maintenance of the Hospital during the year 1930-31, including liabilities outstanding at the end of the year, approximately amounts to Rs. 5,26,572. This expenditure includes the cost of the maintenance and treatment of in-patients, the cost of the Out-patient Department, of the resident medical, nursing and menial staff as well as that of the administration and of maintenance and repairs of buildings. The cost per in-patient per day comes to Rs. 3-3-9 and that for each out-patient, to Re. 0-8-1 per outdoor attendance, *i. e.*, about Re. 0-2-8 per medicine day including the cost of drugs, surgical dressings, skiagrams, establishment charges, etc. (Regarding outdoor attendance, *vide* the reference in Appendix 2.) The cost of diets including that of extras and stimulants works out at Re. 0-9-8 per in-patient, per day. The average cost to the institution for every in-patient admitted works out at Rs. 45-8-2; while that of every new out-patient admission works out at Rs. 1-8-3 in all.

22. The following table illustrates the relative cost of in-patients and out-patients, per patient, per day, during the years 1930-31 and 1929-30, respectively :—

Particulars.	1930-31.	1929-30.
	Rs. a. p.	Rs. a. p.
(a) Average cost, per in-patient, per day	3 3 9	3 2 6
(b) Average cost of diet, per in-patient, per day	0 9 8	0 10 8
(c) Average cost per in-patient admission	45 8 2	48 1 10
(d) Average cost per out-patient attendance	0 8 1	0 8 0
(e) Average cost per out-patient admission	1 8 3	1 7 6

23. The details of the cost per in-patient, per day, for the years 1930-31 and 1929-30, respectively, will be seen from the following table :—

Year.	Diets.	Drugs, Dressings and Instruments.	Stores and Linen.	Heating and Lighting.	Miscellaneous.	Establishment.	Repairs to Buildings and Engineering.	Total.
	Rs. a. p.	Rs. a. p.	Rs. a. p.	Rs. a. p.	Rs. a. p.	Rs. a. p.	Rs. a. p.	Rs. a. p.
1930-31	0 9 8	0 6 6	0 3 2	0 2 3	0 1 10	1 10 0	0 2 4	3 3 9
1929-30	0 10 8	0 6 6	0 3 3	0 2 3	0 2 0	1 7 3	0 2 7	3 2 6

24. The following table gives the average cost for every new out-patient admission completely treated during the year under report in comparison with that for the previous year :—

Year.	Diets.	Drugs, Dressings and Instruments.	Stores and Linen.	Heating and Lighting.	Miscellaneous.	Establishment.	Repairs to Buildings, and Engineering.	Total.
	Rs. a. p.	Rs. a. p.	Rs. a. p.	Rs. a. p.	Rs. a. p.	Rs. a. p.	Rs. a. p.	Rs. a. p.
1930-31	0 9 0	0 1 1	0 0 8	0 0 9	0 11 7	0 1 2	1 8 3
1929-30	0 8 11	0 1 2	0 0 8	0 0 9	0 11 0	0 1 1	1 7 7

In-patient Accommodation.

25. Though the scheduled number of beds in the Hospital during the year under report was 354, there have generally been more in-patients than what could be accommodated on the cots. The largest number of in-patients on a single day during the year 1930 was 411. The highest number of in-patient admissions on a single day was 43, the average number of daily admissions being 25. The congestion in the wards exists in spite of refusing admission to many patients whom the medical staff would like to admit. The demand for more hospital accommodation grows in spite of the addition of nearly a thousand beds in the City of Bombay during the last six years.

26. As stated in the last year's report, the arrangement of admitting unclaimed patients from the Hospital made with the Committee of the Helpless Beggars' Camp has been continued on payment of a contribution of Rs. 10,000 per year. It has served as an effective check on the relatives of patients who evade removal of discharged patients and has thus been a real help in the discharge of otherwise unclaimed patients from the wards and to that extent the arrangement has been of assistance in relieving congestion in the Hospital.

27. With the reorganisation of the Aural and the Skin sections of the Out-patient Department, two good units can now be said to have been provided. The Aural section has now got its own Operation Theatre; but owing to its distance from the Surgical Wards, much inconvenience is felt in carrying patients operated upon from the Aural Operation Theatre to the Wards. If a small ward for Tonsils and Adenoids could be constructed in the open space adjacent to the Aural Department it will afford much convenience to the patients and to their relatives. There will be practically no extra cost for managing such a small ward as the children operated upon in the morning for Tonsils and Adenoids will be allowed to go home in the afternoon. Though the Skin and Venereal Section has now more floor space than was the case over a year ago, the department is always considerably congested. It would be necessary to find some ways and means of securing for it better accommodation.

28. Arrangements made with the Maratha Hospital and the Turner Sanitorium for the transfer of patients suffering from Pulmonary Tuberculosis were continued during the period under report. As many as 316 patients suffering from advanced tubercle were transferred to the Maratha Hospital, often direct from the medical out-patient.

29. The growth in the number of out-patients causes also great congestion of work in the morning. Due to an abnormal rush of patients during the months of October, November and December, an extra part-time staff had to be employed during those months to cope with the increased work. The highest number of out-patients on any particular day during the year

1930 was 898, the highest number of new admissions in the Outdoor Department on a single day being 315, and the highest number of old cases treated on a single day being 590. For want of sufficient space and staff, patients have to be frequently kept waiting for considerable time. With a view to relieving some congestion at least in the Outdoor Department, its Surgical Dressing Section is being extended. Complete relief can only be secured in this respect by the provision of an independent Casualty Department and by providing two extra consulting rooms, one each, for the Medical and Surgical sides, respectively.

Nursing Staff.

30. The arrangement of sending three nurses from this Hospital to the Arthur Road Hospital every three months was continued during the year under report, but this arrangement has caused much difficulty and time has arrived to consider whether it is in the best interest of the probationer staff, though it undoubtedly is economical for the Corporation.

31. The following are the results of the Probationer Nurses in the Hospital who appeared for the Nursing Examinations held by the Bombay Presidency Nursing Association during the period under report :—

Examination.	September 1930.		March 1931.	
	Appeared.	Passed.	Appeared.	Passed.
First Examination	12	11	17	14
Final Examination	12	8	7	3

32. The following Nurses have been awarded prizes in terms specified for each :—

1. "Mrs. Abigail Eliza Moses Prize" Miss Christina Rozario.
2. "Mrs. Savitribai Purandare Prize" Miss Minnie Rozler.
3. "Mrs. Dhungowri Rangildas Desai Prize" Mrs. Durgabai Pendse.
4. "Mrs. Dhungowri Rangildas Desai Prize" Miss Mercy Edwards.

33. Thanks are due to the Proprietors of the *Times of India*, the *Jam-e-Jamshed* and the *Nawa Kal* for the supply, free of charge, of one copy each of those Journals to the Nurses' Club. Thanks are also due to the Manager of the "Capitol" for issuing two complimentary passes which enables eight of the nurses to go to that popular place at a time—a privilege which has been much appreciated by the Nursing Staff. For a similar concession to the nursing staff, I am also thankful to the Management of Messrs. Madon, Ltd. The kind thoughts of Mr. Vasant S. Velinkar, B.A., Bar-at-Law, in presenting a fine carpet for the Nurses' Home of the Hospital have also been much appreciated by that staff.

34. The Nursing Staff is also deeply indebted to Dr. P. C. Bharucha, M.D. (Lon.), for his kind gift of a fine Radio set for the recreation of the nurses.

Scale of Fees for Well-to-do Patients.

35. The question of laying down a scale of fees for well-to-do patients attending the Hospital was considered by the Corporation, but before laying down such a scale it was decided to approach Government with a request to amend the Municipal Act empowering the Commissioner to refuse admission in Municipal Hospitals to well-to-do patients who, in his opinion, could afford to pay for their treatment outside the Municipal Hospitals. Steps are being taken to draft the necessary amendments to the Municipal Act for the approval of the Corporation.

The Poor Box Charity Fund.

36. The Poor Box Charity Fund from which relief is rendered to poor patients by providing them with spectacles, crutches, trusses, artificial limbs, travelling expenses, etc., has received steady support from the public and from the patients who have been benefited by their attendance at the Hospital as can be seen from the Statement of Accounts published in Appendix 13.

37. The Light-Foot Refrigeration Co., Ltd., continued the free supply of Oxygen to the Hospital during the period under report. This continued generous help is much appreciated.

38. The following donations and gifts were also acknowledged with thanks during the period under report :—

	Rs.	a.	p.
1. The Burma Shell Oil Storage and Distributing Co. of India, Ltd.	550	0	0
2. Mr. Sahu Jagadish Seral of Moradabad	251	0	0
3. The Agent-General, Lloyds Triestino and Marittima Italiana Navigation Co.	250	0	0
4. The Agents, Peninsular and Oriental Steam Navigation Co.	250	0	0
5. The Manager, Currimbhoy Mills Co., Ltd.	162	12	0
6. Capt. S. K. Phadake, M.B.B.S., B.M.S.	101	0	0
7. The Agents, Killick Nixon Co.	100	0	0
8. The Ambernath Factory Manager, Western India Match Co., Ltd.	100	0	0
9. The Swadeshi Mills Co., Ltd.	100	0	0
10. The Secretary, Central Bank of India, Ltd.	100	0	0
11. The Agents, Gold Mohur Mills, Ltd.	100	0	0
12. Mr. Jusab Mahomed			18 stools, wooden.
13. Miss K. R. Samant			One Dressing Trolley.

The College.

Admissions.

39. During the year under report, 60 fresh admissions were made in June 1930. The number of regular students on the College Rolls, of whom 17 are lady students, at the close of the year was as shown below :—

First M.B., B.S.	First Year	60
	Second Year	42
Second M.B., B.S.	Third Year	52
Final M.B., B.S.	Fourth Year	39
Total			263

Affiliation.

40. The affiliation of this College regarding courses of study in Human Anatomy and Embryology and Animal Physiology and Micro-Biology for the B.Sc. degree has since been granted by the University of Bombay and approved of by the Government. The affiliation in Animal Physiology and Micro-Biology is given permanently, while that in Human Anatomy and Embryology for a period of five years.

Examination.

41. *First M.B., B.S. Examination.*—The College sent up 38 students in April 1930 and 64 in December 1930, out of whom 18 and 34 were respectively declared successful.

Second M.B., B.S. Examination.—Out of 19 students sent up in April 1930 and 34 in December 1930, for this Examination, 13 and 24 were respectively declared successful.

Final M.B., B.S. Examination, Part I.—Out of 11 students appearing from this College in April 1930 and 4 in September 1930, 7 and 2 were respectively declared successful.

Final M.B., B.S. Examination, Part II.—Of the 21 students sent up in April 1930 and 40 in December 1930, 6 and 19 were respectively declared successful.

M. D. Examination.—The following table shows the number of post-graduate students sent up under different groups for this examination, in June 1930, with their results :—

	Students sent up.	Passed.
M. D. Branch I (General Medicine)	2	1
” ” II (Pathology)	1	1
” ” III (Midwifery)	4	..

M. S. Examination.—Of the 5 candidates sent up for this Examination, 3 were successful.

D. O. Examination.—Of the 2 post-graduate students sent up for this Examination, one was declared successful.

Annual Cost and Revenue.

42. The total expenditure of the College and the Hostel, excluding the amount spent out of Loan Funds, comes to Rs. 2,29,501 which amount includes the liabilities incurred during the year 1930-31. The revenue of the College in the form of tuition fees, hostel rent and miscellaneous receipts, (including those from under-graduate students) amounted to Rs. 79,116. The corresponding figures of expenditure and income for the previous year were Rs. 2,23,241 and Rs. 60,729-14-0. Fees from post-graduate students which are not included in the above figure amount to Rs. 1,965.

Museums.

43. A number of Anatomical, Biological, Pathological and other specimens have been added to the College Museum. The set of 48 wax models, illustrating Skin and Venereal Diseases, referred to in the last year's report, have since arrived and are now available for purposes of demonstration to students. There are thus now 74 wax models in the Museum illustrating the most common skin lesions. Part II of the Catalogue of the Pathological specimens in the Clinical Museum of this College is nearing completion.

44. Proposals for the construction of a separate Museum building out of a donation of Rs. 1,10,000 in Government Promissory Notes given by the Trustees of the Seth Jamnadas Lallubhai Charities which were referred to in the last year's Report have been accepted by the Corporation, and the High Court has sanctioned the transfer of the said amount to the Municipality. It is proposed to take up the work of construction in hand in June 1932.

Library.

45. During the year under report, 261 new books were purchased and 70 volumes added to the Library in the shape of bound volumes of journals, as against 200 books and 60 volumes, respectively, during the previous year. 186 books were presented to the Library by various persons. A certain number of medical journals have been transferred to the College Library from the Municipal Health Department through the good offices of the Executive Health Officer and correspondence is in progress with a view to securing the transfer to the Library of some more books and journals from the Corporation Office. Thanks are due to Mrs. Dhanbai Yeshwant Gidh for presenting to the College Library a complete set of the Encyclopædia Britannica, in memory of her late husband, Dr. Y. D. Gidh, L.M. & S.

46. 3,259 books were issued to under-graduate students for reading in the Library and 762 books were issued to the Professorial, Honorary and Junior Medical Staff and post-graduate students during the year under report, as against 3,470 and 1,134 books, respectively, during the preceding year.

47. Thanks are specially due to Sir William Hale White, Consulting Physician, Guy's Hospital, London, for his kind thought in presenting the College Library with 33 bound volumes of the Clinical Society's Transactions from 1868 to 1907, and of the Medical Society's Transactions from 1909 to 1930. These sets of old journals are particularly welcome, as the College Library possesses, so far, very few back numbers of important journals or proceedings of important Societies.

Hostel and Gymkhana.

48. The work of constructing the additional storey over the Hostel building is nearing completion and rooms newly constructed will be available for allotment to students from June 1931.

49. The work of constructing the playground has been almost completed and the plot will be ready for the use of the students in the beginning of the Monsoon Term—(June 1931).

50. As usual, the College Gymkhana entered in the Inter-Collegiate Tournaments in Cricket, Tennis, Badminton, Hockey and Foot-ball. One of the players from the Bombay University Team in the Aga Khan Hockey Tournament was selected from this College.

51. A Cricket team was sent to Poona by the College to play in the P. Y. C. Cricket Tournament and won in the first round only.

52. Mr. Mahomed Mohiuddin, a student of this College, was selected in the team for the Inter-University Match, played between the University of Bombay and the Punjab University. Dr. N. R. Suverna, an ex-student of this College, distinguished himself in the Western India Tennis Tournament and annexed the Western India Singles Championship Cup, during the year under report.

Hostel for Women Students.

53. The need for a hostel for women students is much felt. Fortunately, a municipal bungalow is available in the vicinity of the College which has been practically reserved for these students. It is hoped that the extension of the King Edward Road in the Parel Village will be completed soon to enable the College authorities to utilise this bungalow for the lady students.

Medical Examination of Students.

54. The University of Bombay took up during the year under report, for the first time in its history, the systematic medical examination of College students. A Medical Examination Board, appointed by the University, accordingly, did the necessary medical examination of the students of this College. Those of them who are declared to be suffering from one ailment or the other are being directed to consult the respective members of the Honorary Staff and undergo such treatment as may be advised by them.

Inquiries.

55. During the year under report, three different enquiries were, under progress, under the auspices of the Indian Research Fund Association :—

(1) An 'enquiry into the nutritive value of Indian Vegetable Foodstuffs.' As the Indian Research Fund Association extended the grant during the year 1930-31, the work on the nutritive value of Indian Vegetable Foodstuffs was continued in the Physiology Department. The investigations of the following 10 pulses including Tur, Chana and Watana, which were investigated in the preceding year, have been completed during the course of the year :—

	Botanical Name.	Local Name.
1.	Cajanus indicus	Tur Dal.
2.	Lens esculenta	Masur Dal.
3.	Phaseolus aconitifolius	Matagi.
4.	Cicer arietinum	Chana Dal.
5.	Phaseolus radiatus	Mug Dal.
6.	Dolichos lablab	Pavta.
7.	Dolichos biflorus	Kulith.
8.	Phaseolus mungo	Udid Dal.
9.	Vigna catiang	Chavali.
10.	Pisum arvense	Hirwa Watana.

The pulses, which are rich in proteins, were primarily chosen as they constitute the main source of nitrogenous material in the vegetarian diet of the people of this country.

The investigations mainly consisted in (a) Isolating in a pure condition the proteins of the pulse grains which are mainly of the nature of globulins and analysing them for their constituent amino acids.

(b) Determination of the biological values of the total proteins of the pulses by means of feeding experiments on Albino rats.

In addition to the above, the percentage digestibility of the proteins and the net protein values of the pulses were determined. The following will serve examples :—

Pulse.	Protein content of the pulse.	Net protein value of the pulse.	Digestibility of the protein.	Biological value of the proteins.
	Per cent.	Per cent.	Per cent.	Per cent.
Kulith	26.40	10.43	59	67
Chana	28.14	16.68	76	78
Pavta	28.74	10.65	65	57

It will thus be seen that the chana proteins are more digestible and assimilable than the proteins of the other two pulses.

The detailed results of the above investigations have been submitted for publication, in parts, in the Indian Journal of Medical Research.

Further work is contemplated on the nutritive value of Minor Millets of India during the year 1931-32, for which the Indian Research Fund Association has allotted a further grant of Rs. 5,100 during the year 1931-32.

(2) "*Determination of Hæmoglobin in Health and in Anæmias in Bombay.*"—The work on Anæmias is now extended to the anæmia observed during pregnancy and after confinement. It is proposed first of all to find out if there is a so-called "Physiological" anæmia of pregnancy and, if so, to what extent and severity it is observed in cases which attend the ante-natal clinic. So far only the cases attending to the Nowrosji Wadia Maternity Hospital are being studied through the co-operation of the staff of the Hospital. As far as possible only primiparæ are chosen for the work. The blood of these cases is examined once, every month, prior to confinement, later soon after confinement within 48 to 72 hours, and again within 10 days, and once more every month for two months. It is hoped to examine these cases after six months again. Great difficulty is experienced in getting the pregnant women to attend the ante-natal clinic regularly during their pregnancy and after confinement. A system of posting intimation cards has been introduced but the results are not as yet very hopeful though they are not entirely discouraging. In all 120 cases have been examined, of these 48 have been examined only once, 24 twice, 22 thrice, 9 four times, 10 five times, 3 six times, 2 seven times and 1 eight times. Of the first 48 cases who have been examined only once, about 35 attended the ante-natal clinic only once, and they did not attend again in spite of letters being posted to them. Among the 120 cases, a few multiparæ are also included only because in addition to their being normal and healthy in appearance, they happened to come to the clinic in the earlier part of their pregnancy and it is hoped to examine for a longer period—if possible even up to the next pregnancy, as some of them have promised to do so. From the study of all the above cases, it appears that there is a mild but definite anæmia during pregnancy, though it is yet premature to make a definite statement. The type of cases chosen contain patients, who come both middle and low class, and their diet, etc., have been noted for finding out any possible cause for the anæmia so as to exclude them from the series. The investigations are being continued, the Indian Research Fund Association having voted a grant of Rs. 1,800 for this work during the year 1931-32.

(3) "*Maternal and Fœtal Dystocia in Bombay.*"—This inquiry was undertaken in December 1929, with a view to ascertaining the shape and size of the Indian pelvis, the development of the Indian fœtus and the common types of dystocia in Bombay. 6,274 female pelvis, 3,556 normal labour cases, 360 abnormal labour cases and 3,115 fœtuses have been investigated up to the 31st March 1931. During the course of the enquiry, attempts are being made to compare the development of the pelvis and fœtus in different Indian communities. These investigations are carried on at the Gynæcological Department of the K. E. M. Hospital, at the Wadia Maternity, and the Bai Motlibai Hospitals, thanks to the facilities offered by the Principal Medical Officer of the N. W. Maternity Hospital, Dr. M. V. Mehta and the Superintendent of the Bai Motlibai and Petit Hospital, Lt.-Col. A. F. Hamilton, I.M.S.

The enquiry is being continued in the year 1931-32, the Indian Research Fund Association having given a grant of Rs. 3,500 for the purpose.

56. Besides sanctioning the continuance of the above three enquiries, the Indian Research Fund Association has agreed to support three more enquiries at these Institutions, as under. For this further assistance, particularly as it indicates an appreciation of the work so far done, the staff as well as myself are grateful to the Governing Body of the Indian Research Fund Association :

(1) "*Anthropometric Measurements in Bombay.*"—The work in Anthropometry is being conducted in the Anatomy Department, under the direction of Dr. G. M. Kurulkar, Associate Professor of Anatomy. It is intended here to investigate the relationships of different body parts of living bodies in India with a particular attention to sexual differences, and also to have the necessary data for comparison with the data available in other races. The ultimate object of the enquiry would lie in determining the Physical Anthropological characters of the present people of India, and in ascertaining to what extent the various influences were brought to bear on them by the racial admixture. This work was started last year, with the ready co-operation of the students of the College and the Nurses of the K. E. M. Hospital, who came forward to be measured. Every detail about an individual is recorded. 38 head measurements and 60 bodily measurements along with body weight, foot and hand prints, colour of the eye, skin and hair, age, nationality, caste, sub-caste and native place and other necessary details are recorded in specially printed books. 100 men and 100 women are measured up to now. With the help of the grant of Rs. 940 which the Indian Research Fund Association has made, it would be possible to expedite the rate of taking measurements as this is a most laborious work and needs skilful assistance. As the data are collected, they will be tabulised and worked upon according to the methods of vital statistics specially applicable to Anthropometry.

(2) *A systematic Survey of Bombay Dietary*.—This enquiry will be undertaken in the Physiology Department, its object being to find out the dietary of the different classes of people inhabiting Bombay and to ascertain whether the different proximate principles occur in adequate amounts and proportions in the different dietaries. The investigation will throw light on the question whether an ill-balanced diet is one of the factors and, if so, to what extent, in the causation of malnutrition and consequent ill-health prevalent among the masses in Bombay. The cost of this inquiry will be met from the grant of Rs. 3,750 which has been voted for it by the Indian Research Fund Association for the year 1931-32.

(3) *A study of protozoal parasites in Vitro*.—This study is being undertaken in the Pathological Department with a view to cultivating the organisms on micro-slides if possible and to investigating the reactions of different substances on these cultures. The cost of the enquiry amounting to Rs. 1,650 during the year 1931-32 will be met by a grant from the Indian Research Fund Association.

57. The work of investigating the vitamin contents of samples of irradiated vegetable oil, referred to in the last year's report, was continued in the Pharmacology Department, and a report thereon was submitted indicating that it contained no vitamin *A* and that vitamin *D*, though present, was in much less quantity in comparison with that in Cod Liver Oil—in ratio of about 1.5 to 1.7.

58. An investigation on the action of *Peganum Hermala*, which was supplied through the courtesy of Dr. Sumant Mehta and Mr. B. G. Shah, was continued but owing to the difficulty of obtaining its alkaloids in a pure form, the work had to be held in abeyance. Steps have been taken to employ a Chemist in this Department with the help of a donation from two members of the Honorary Staff referred to in the previous year's report, and with his assistance, it is hoped the work of analysing drugs will be much facilitated.

59. Thanks to the courtesy of Prof. D. D. Kanga, M.A., A.I.C., of Gujrat College, Ahmedabad, who was good enough to supply the Pharmacology Department with *Embellic Acid* or *Embellin* which he had isolated, experiments are being made on its anthelmintic value.

60. Preliminary experiments have been taken up with *Tagar* (*Tabernæmontana Coronaria*) and *Hidiotis auricularia*.

61. "An investigation of Blood Pressure in Health and Disease" as found among Indians resident in Bombay has been taken in hand by Dr. S. G. Vengsarkar. The work was started in September 1930 and 294 healthy individuals were investigated up to 31st March 1931. The Blood Pressure measurements are taken at the Basal Metabolic rate of individuals, *i.e.*, before the persons concerned get out of bed in the early morning. Blood Pressure is also being studied in cases of Pneumonia.

62. "An investigation on Intestinal Tuberculosis" is taken in hand by Dr. D. Abraham, Medical Registrar, who has been awarded the Ratanji Ranohhodji Desai Research Fellowship by the Bombay University for undertaking this work.

63. With the submission of this report will be completed six years of my stewardship as the Dean of these Institutions. They have grown beyond the expectation of the most sanguine of us and have earned a good name, not only in this City, and in the Presidency, but also an All-India reputation during this short space of time. For all this development my warm thanks are due to the whole staff for the zeal and enthusiasm with which they worked for the Institutions, as well to the successive Commissioners who have given their warm support to all those proposals, which were for the betterment of the College and Hospital and to the Municipal Corporation for their generous support of most of these proposals. Much still remains to be done to place these Institutions in the vanguard of progress and towards the achievement of this object we have to look to the generous support of the citizens of Bombay. It is the philanthropists who have developed medical relief, medical education and medical research to the extent these have in Europe and America, and it is to such citizens in the City that one looks forward to for a generous support to similar causes in the Presidency.

I have the honour to be,

Sir,

Your most obedient servant,

JIVRAJ N. MEHTA,

M.D., M.R.C.P. (Lond.),

Dean.

INDEX OF APPENDICES.

- APPENDIX No. 1. Summary of In-patients and their classifications as per departments.
- „ 2. Summary of Out-patients and their classifications as per departments.
- „ 3. Chart illustrating In and Out-patient admission by months.
- „ 4. Summary of patients according to sex, age and caste, with a chart illustrating this summary.
- „ 5. Summary of patients according to the nature of diseases.
- „ 6. Classification of operations in the Surgical Department.
- „ 7. Classification of Operations in the Gynæcological Department.
- „ 8. Classification of Operations in the Ophthalmic Department.
- „ 9. Classification of Operations in the Ear, Nose and Throat Department.
- „ 10. X-Ray and Electro-Therapy Report.
- „ 11. Skin and Venereal Department Report.
- „ 12. Clinical Laboratory Report.
- „ 13. Electro-Cardiograph Department Report.
- „ 14. Poor-Box Charity Fund—Statement of Accounts.

APPENDIX 1.

Summary of In-patients classified as per Departments for the Year 1930.

During the period under review, 9,117 patients were admitted into the Hospital of whom 5,854 were men, 2,386 were women and 877 were children (522 male and 355 female). The In-patients in the various departments are summarised as under :—

Name of Department.	Men.	Women.	Children.		Total.
			Male.	Female.	
Medical	2,714	928	189	117	3,948
Surgical	2,277	512	178	103	3,070
Ophthalmic	389	260	14	21	684
Gynæcological	454	1	..	455
Aural	281	185	133	104	703
Dental	4	4
Skin and Venereal	189	47	7	10	253
Total	5,854	2,386	522	355	9,117

APPENDIX 2.

Summary of Out-patients classified as per Departments for the Year 1930.

There were 58,377 new admissions during the period under review, the total attendance in the out-patients and casualty department being 1,73,511 as tabulated below. It may be mentioned that quite a large number of patients are referred for consultation and treatment from one department to another, e.g., a medical case may be sent to the Dental and Ophthalmic Department, etc., for consultation or treatment and *vice versa*. Cases so referred or transferred are generally not shown as separate admissions. For the sake of comparison, it may also be mentioned that with a view to maintain continuity of treatment, the same outdoor case paper is issued, wherever possible, to a patient even after a few months' absence or after his discharge as an in-patient, with the result that the subjoined table shows comparatively less work than what is actually carried out in each department.

N.B.—Even though an out-patient may get three or four days' medicine at each attendance, his attendance has been counted as one attendance only, it being generally found that the medicines, etc., prescribed at each outdoor attendance represent about three "Medicine days" on an average.

Name of Department.	New Admissions.	Old Cases.	Total Attendance.
Medical	22,678	32,373	55,051
Surgical	16,370	35,853	52,223
Ophthalmic	5,607	11,643	17,250
Gynæcological	2,047	5,833	7,880
Aural	3,379	7,828	11,207
Dental	2,660	2,167	4,827
Skin and Venereal	5,636	19,437	25,073
Total	58,377	1,15,134	1,73,511

**IDANCE AND
THIS
930.**

OV.	DEC.
 	
 	

**INDIAN SOCIETY'S
LIBRARY
BOMBAY**

OUT - PATIENT ATTENDANCE.

APPENDIX 4.

Summary of Patients treated at the King Edward VII Memorial Hospital according to Sex, Age and Caste, for the year 1930.

	Hindus.				Muselmans.				Christians.				Others.				Total.				Total of Patients.	
	Men.	Women.	Children.		Men.	Women.	Children.		Men.	Women.	Children.		Men.	Women.	Children.		Men.	Women.	Children.			
			Male.	Female.			Male.	Female.			Male.	Female.			Male.	Female.						
Remained .. In-patients ..	134	42	9	5	59	17	4	..	22	24	..	2	4	4	1	1	219	87	14	8	328	
Admitted ..	In-patients ..	3,586	1,233	295	203	1,325	382	81	57	738	635	106	79	205	136	40	16	5,834	2,386	522	355	9,117
	Out-patients ..	26,015	7,032	2,010	1,395	8,205	2,255	535	440	4,261	2,829	537	426	1,093	998	183	163	39,574	13,114	3,265	2,424	58,377
Total treated	In-patients ..	3,720	1,275	304	208	1,384	399	85	57	760	659	106	81	209	140	41	17	6,073	2,473	536	363	9,445
	Out-patients ..	26,015	7,032	2,010	1,395	8,205	2,255	535	440	4,261	2,829	537	426	1,093	998	183	163	39,574	13,114	3,265	2,424	58,377
Discharged cured .. In-patients ..	1,459	538	143	96	548	136	37	27	352	350	69	60	77	65	30	10	2,436	1,089	279	193	3,997	
Relieved .. In-patients ..	1,291	390	76	48	475	143	27	10	265	215	23	16	82	48	4	2	2,113	796	130	76	3,115	
Discharged otherwise or absented	In-patients ..	388	136	38	29	134	64	15	10	50	39	6	5	27	12	6	4	599	251	65	48	963
Died.. .. In-patients ..	444	150	33	23	175	39	5	7	66	34	8	..	17	10	..	1	702	233	46	31	1,012	
Remaining .. In-patients ..	138	61	14	12	52	17	1	3	27	21	6	5	1	..	223	104	16	15	356	

APPENDIX 5.

Summary of Patients treated according to nature of diseases for the year 1930.

Names of Diseases.	IN-PATIENTS.								Out-patients admitted.
	Re-mained.	Admitted.	Total.	Cured.	Re-lieved.	Other-wise.	Died.	Re-maining.	
<i>Diseases caused by Infection.</i>									
Cholera, Asiatic	3	3	3	3
Dysentery	4	241	245	115	62	17	49	2	872
Enteric fever	2	65	67	27	2	4	31	3	58
Gonococcal infection	2	48	50	10	36	2	..	2	740
Syphilis (Primary and Secondary)	5	119	124	26	82	12	..	4	1,195
Kala Azar
Leprosy	2	2	..	2	128
Malaria	6	567	573	409	131	20	3	10	5,288
Plague	5
Influenza	1	30	31	9	20	1	1	..	82
Relapsing fever
Pneumococcal infection of the lungs	15	382	397	222	28	14	127	6	370
Pyrexia of uncertain origin	1	4	5	1	2	2	411
Rheumatic fever	31	31	15	13	1	..	2	434
Small-pox	16	16	16	34
Tuberculosis of the lungs	15	456	471	61	205	123	59	23	1,346
Other tubercular diseases..									
<i>Animal Parasites.</i>									
Ankylostoma	5	5	3	2	5
Round Worms	9	9	3	5	1	126
Other Worms	2	54	56	25	20	7	..	4	2,086
All other Infective Diseases	3	191	194	53	13	33	85	10	305
<i>Other General Diseases.</i>									
Anæmia	13	216	229	55	118	28	21	7	461
Diabetes	31	31	9	14	5	3	..	79
Scurvy	1	1	..	1	1
Beri-Beri	2	2	1	1	1
Rickets	20	20	5	5	5	3	2	112
Other diseases due to disorders of nutrition and metabolism
Diseases of the ductless or endocrine glands	3	12	15	7	6	..	1	1	23
<i>New Growths.</i>									
Non-malignant	5	81	86	43	24	15	3	1	193
Malignant	8	131	139	19	54	32	31	3	256
All other General Diseases	5	75	80	33	29	10	3	5	225

APPENDIX 5—contd.

Summary of Patients treated according to nature of diseases for the year 1930—contd.

Names of Diseases.	IN-PATIENTS.							Out-patients admitted.	
	Re- mained.	Admit- ted.	Total.	Cured.	Re- lieved.	Other- wise.	Died.		Re- maining.
<i>Systematic Diseases.</i>									
Diseases of the Nervous System—									
Diseases of the nerves, spinal cord, brain and meninges	5	70	75	8	33	8	22	4	149
Diseases of which the Pathological basis is not accurately known. . .	9	200	209	37	125	16	15	16	1,064
Mental Diseases	3	3	..	2	1	26
Diseases of the Eye	31	642	673	511	104	36	..	22	3,920
Diseases of the Ear	1	77	78	45	24	3	..	6	1,086
Diseases of the Nose	3	104	107	64	40	2	..	1	655
Diseases of the Circulatory System	10	322	332	34	134	42	115	7	368
All diseases of the Respiratory system except Pneumonia and Tuberculosis of the Lungs .. .	10	363	373	115	119	34	87	18	2,212
Diseases of the Stomach	1	45	46	17	26	2	..	1	1,169
„ „ Intestines	34	628	662	294	221	67	58	22	2,191
Abscess of the Liver	8	71	79	23	29	8	16	3	104
All other diseases of the Liver	63	63	24	26	3	8	2	91
All other diseases of the Digestive system	7	689	696	505	105	34	35	17	3,539
Acute or suppurative inflamma- tion of the Lymphatic Glands .	1	24	25	12	13	316
Acute and Chronic nephritis .. .	6	54	60	10	18	9	19	4	51
All other diseases of the Urinary Organs	2	138	140	44	64	17	9	6	299
Other diseases of the Generative System	27	692	719	395	200	72	14	38	2,287
Diseases of the Organs of Loco- motion	7	170	177	57	85	19	2	14	1,055
Diseases of the Areolar tissue ..	18	406	424	167	196	19	26	16	2,059
Inflammation, ulcerative	74	74	29	37	3	4	1	855
Other diseases of the Skin.. }	..	74	74	29	37	3	4	1	855
All other Local diseases	33	568	601	123	251	152	39	36	10,732
<i>General and Local.</i>									
Injuries (General and Local) ..	25	804	829	269	352	62	108	38	8,732
<i>Poisoning.</i>									
By Opium	15	15	5	2	..	8	..	12
By other means	103	103	58	34	3	7	1	464
<i>Labour.</i>									
Pregnancy	102
Total	328	9,117	9,445	3,997	3,115	963	1,012	358	58,377

APPENDIX 6—contd.

Classification of operations performed in the Surgical Department during the year 1930—contd.

Nature of operation.	IN-DOOR.										OUT-DOOR. Patients operated on.
	Remained as per last Report.	NUMBER OF OPERATIONS.			Number of patients operated on.	RESULT.				Remained under treatment.	
		Principal.	Secondary.	Total.		Cured.	Relieved.	Discharged otherwise.	Died.		
ANEURYSM.—											
Ligature of Artery—Proximal ..	1	1	..	1	1	2
VEINS.—											
Ligature	2	..	2	2	2
Trendelenburg's operation for Varicosity	3	..	3	3	2	1
Injection of Varicosity	4
LYMPHATIC SYSTEM AND LYMPHATIC GLANDS.—											
Excision of Lymphatic glands for Tuberculosis	1	3	..	3	3	2	2
Cancer	3	..	3	3	..	2	..	1
Incision and scrapping Tuberculous glands	43	2	45	43	20	20	..	1	2	5
Incision and grapping for Suppurative gland	102
Condolioma operation for Elephantiasis	1	..	1	1	..	1
Lymphangioma—Excision	1	..	1	1	1
Lymphangocoele of spermatic cord	1	..	1	1	..	1
SKIN AND SUBCUTANEOUS TISSUES.—											
Excision of Clacatrix	2	2
Plastic operation for deformity or malformation	24	8	32	24	6	14	..	3	1	13
Skin Grafting—											
Thiersch's Method	2	6	4	10	6	1	7
Reverdin	15	13	28	15	11	4
Whitlow Incision	72
Scrapping ulcer or sinus	1	1	2	1	..	1	45
Cauterisation	1	1
Suture of wounds	14	13	27	14	7	5	1	1	..	9
Removal of Foreign Body	3	..	3	3	1	2	9
Excision of corns and warts	4
Onchia—Incision	7
Scrapping ulcers or Sinus of Tuberculous origin	18	..	18	18	7	8	..	1	2	29
Aspiration of Haematoma	1	..	1	1	1

APPENDIX 6—contd.

Classification of operations performed in the Surgical Department during the year 1930—contd.

Nature of operation.	IN-DOOR.										OUT-DOOR. Patients operated on.
	Remained as per last Report.	NUMBER OF OPERATIONS.			Number of patients operated on.	RESULT.				Remained under treatment.	
		Principal.	Secondary.	Total.		Cured.	Relieved.	Discharged otherwise.	Died.		
INCISION FOR.—											
Cellulitis	1	56	1	57	56	21	27	3	5	1	8
Boils	2	..	2	2	2	24
Haematoma	3	..	3	3	2	..	1	1
Carbuncle	18	1	19	18	4	11	1	2	..	2
Guinea worm Callatitis	4	..	4	4	1	2	1	6
MUSCLES, TENDONS BURSA AND FASCIA.—											
Tenotomy	5	1	6	5	2	3
Suture of divided muscle or tendon	1	..	1	1	1
AMPUTATIONS.—											
For injury to—											
Shoulder	1	1
Arm—upper third	1	..	1	1	1
Arm—lower third	1	..	1	1	1
Fore-arm—upper lower	2	..	2	2	..	1	1	..
Metacarpus	1	..	1	1	1
Finger	3	..	3	3	1	2	3
Phalanges	2	..	2	2	..	2	3
Thigh—upper middle	1	..	1	1	1
Leg—upper third	1
Leg—upper middle	5	2	7	5	1	2	..	2
Metatarsus	1	..	1	1	..	1
Toes	1	1	2	1	1
For Diseases—											
Arm—upper lower	1	..	1	1
Fore-arm—upper middle	1	..	1	1	1
Fore-arm—upper lower	2	..	2	2	2
Metacarpus	1	..	1	1	..	1
Thumb	1	1
Finger	1	1	2	1	1	..
Thigh—upper middle	2	..	2	2	1	1
Thigh—upper lower	1	1	2	1	..	1
Ankle	1	..	1	1	1	..
Leg—upper middle	1	..	1	1	..	1

APPENDIX 6—contd.

Classification of operations performed in the Surgical Department during the year 1930—contd.

Nature of operation.	IN-DOOR.										OUT-DOOR.	
	Remained as per last Report.	NUMBER OF OPERATIONS.			Number of patients operated on.	RESULT.				Remained under treatment.		Patients operated on.
		Principal.	Secondary.	Total.		Cured.	Relieved.	Discharged otherwise.	Died.			
AMPUTATIONS.—contd.												
Metatarsus	2	..	2	2	..	2	
Toes	2	..	2	2	..	1	1	..	
Trephining	2	..	2	2	2	
Elevation of depressed bone	3	..	3	3	3	
Removal of Foreign Body	1	..	1	1	1	
Removal of Intra cervical Tumour— Intra Dural	1	..	1	1	1	
Evacuation of Brain Abscess	2	1	3	2	2	
Pherenectomy	1	1	
SPINE.—												
Laminectomy	12	..	12	12	1	3	..	7	1	..	
Removal of Coccyx	1	..	1	1	..	1	
Abscess of bone grafting for T. B. Spine	1	1	
Hibb's	1	..	1	1	1	
BONES.—												
Osteotomy—Subtrochanteric	2	..	2	2	1	1	
„ —For Genu Valgum	2	1	3	2	..	2	
„ —For Genu Varum	1	..	1	1	1	..	
Correction of Deformity by fractures	3	1	4	3	3	
Sequestrotomy	1	13	2	15	13	6	6	2	3	
Evacuation of Abscess	1	..	1	1	1	..	
Incision for Osteomyelitis	7	..	7	7	1	4	2	..	
Scrapping T. B. Sinus	19	1	20	19	4	11	..	1	3	4	
SETTING OF FRACTURES.—												
By closed method	1	6	..	6	6	2	4	1	..	
By open method	23	..	23	23	15	6	..	1	1	..	
By wiring	1	1	..	1	1	2	
By plating	3	..	3	3	1	2	
Bone grafting	1	..	1	1	1	..	
Setting by putting Plaster of Paris	5	..	5	5	3	1	1	..	
JOINTS.—												
Operation for recurrent dislocation of shoulder joint	1	..	1	1	..	1	
Reduction of dislocation of lower jaw	2	..	2	2	2	1	

APPENDIX 6—*contd.*Classification of operations performed in the Surgical Department during the year 1930—*contd.*

Nature of operation.	IN-DOOR.										OUT-DOOR. Patients operated on.	
	Remained as per last Report.	NUMBER OF OPERATIONS.			Number of patients operated on.	RESULT.				Remained under treatment.		
		Principal.	Secondary.	Total.		Cured.	Relieved.	Discharged otherwise.	Died.			
JOINTS.—<i>contd.</i>												
Cervicle	2	..	2	2	2	1
Elbow	4	..	4	4	2	2
Humerus..	1	..	1	1	..	1
Hip	5	..	5	5	2	2	..	1
Knee	1	..	1	1	1
PASSIVE MOVEMENT.—												
Aspiration of joint	2	..	2	2	..	2
Incision of joint..	2	..	2	2	..	2
Excision of joint	3	..	3	3	3
Breaking down Adhesions	1	1	..	1	1	..	2	3
SALIVARY GLANDS.—												
Removal of Salivary Calculus	1	..	1	1	..	1	1
Operation for Fistula parotid	1	..	1	1	..	1
Incision and Drainage-parotid abscess	3	..	3	3	1	2
Partial Excision of Thyroid	4	..	4	4	1	2	..	1
Removal of New Growth	2	..	2	2	2
BREAST.—												
Acute abscess—Incision and drainage..	8	..	8	8	4	4	6
Excision of Nenigh Tumour	1	..	1	1	..	1
Radical cure for Carcinoma	5	..	5	5	..	5
Amputation of Fibro-Adenoma	2	..	2	2	2
THORAXIC CAVITY.—												
Aspiration of Empyema	1	1	2	1	1
Incision and Drainage of Empyema	3	..	3	3	2	1
Excision of Ribs	4	1	5	4	1	2	1
LAPAROTOMY.—												
For Malignant Disease..	16	..	16	16	2	6	2	6
„ T. B. Infective	1	..	1	1	..	1
„ Perforative Peritonitis	6	..	6	6	2	2	..	2
Removal of Adhesive bands	2	..	2	2	..	1	..	1
Internal Haemorrhage	1	..	1	1	1
For Stab wound	1	..	1	1	1
„ Drainage of Abdominal cavity	7	..	7	7	2	2	1	2

APPENDIX C—contd.

Classification of operations performed in the Surgical Department during the year 1930—contd.

Nature of operation.	IN-DOOR.									OUT-DOOR.	
	Remained as per last Report.	NUMBER OF OPERATIONS.			Number of patients operated on.	RESULT.				Remained under treatment.	Patients operated on.
		Principal.	Secondary.	Total.		Cured.	Relieved.	Discharged otherwise.	Died.		
Liver Abscess—Aspiration	3	..	3	3	2	1
„ „ —Incision and drainage..	..	1	..	1	1	..	1
Ascitis—Winter's operation	1	..	1	1	..	1
Cholecystotomy	1	..	1	1	..	1
Cholecystostomy	1	..	1	1	1
Cholecystectomy	3	..	3	3	1	2
SPLEEN.—											
Splenectomy—for Rupture	2	1	3	2	1	1
„ —for growth	1	..	1	1	1
KIDNEY & UTERUS.—											
Nephrolithotomy	5	..	5	5	4	1	..
Nephrectomy	3	..	3	3	1	1	..	1
Pyonephrosis Incision and Drainage	6	..	6	6	2	2	..	1	1	..
Ureterostomy	1	..	1	1	1
Pyelography	2	..	2	2	..	2	1
BLADDER.—											
Suprapubic puncture by aspiration of trocar	3	..	3	3	2	1	..
Cystotomy—Supra-pubic	1	17	1	18	17	7	4	..	4	3	..
Lithotomy—Suprapubic	26	..	26	26	13	9	..	2	2	..
Lithotrity	1	..	1	1	1
Litholapexy	1	..	1	1	1
Cystoscopy	11	3	14	11	3	8	4
Removal of Prostrate—Perineal	4	..	4	4	3	1	..
„ „ —Supra-pubic	1	2	3	1	1
Plastic operation	1	1
Dilatation of structure gradual	9	..	9	9	2	6	1	8
Uretrotomy—Internal	2	..	2	..	1	1
„ —External.. .. .	1	1	1	2	1	..	1
Operation for Urethral fistula	1	..	1	1	1
Operation for Perineal section..	1	..	1	1	1
Extravasation of Urine	2	..	2	2	1	1
Removal of calculas from Urethra	2
Urethroscopy	2	2	4	2	..	2

APPENDIX 6—contd.

Classification of operations performed in the Surgical Department during the year 1930—contd.

Nature of operation.	IN-DOOR.										OUT-DOOR.
	Remained as per last Report.	NUMBER OF OPERATIONS.			Number of patients operated on.	RESULT.				Remained under treatment.	Patients operated on.
		Principal.	Secondary.	Total.		Cured.	Relieved.	Discharged otherwise.	Died.		
BLADDER—contd.											
Ureotomy for stricture	1	..	1	1	..	1
Peri-urethral abscess—Incision and Drainage	1	..	1	1	..	1	1
Cauterisation—Rectum	2
MALE GENERATIVE ORGANS.—											
Circumcision	4	1	5	4	4	112
Paraphimosis—Dorsal Incision	3	..	3	3	..	3
Amputation of Penis—Partial	1	..	1	1	1
" " —Complete	3	..	3	3	1	1	..	1
Orchidectomy—Tuberculosis	4	1	5	4	1	1	..	1	1	..
" —Gangre or Sepsis	2	..	2	2	..	1	1
Aspiration Tunica Vaginalis	46
Hydrocele Eversion of the Sac. ..	4	124	4	128	124	90	24	..	2	12	..
Partial Excision of Sac.	2	43	..	43	43	25	20
Haematocoele—Incision with Eversion or Excision of Sac	8	..	8	8	5	3
Pyocoele—Incision and Drainage ..	2	17	3	20	17	6	11	..	1	1	1
For Elephantiasis Scrotum	8	..	8	8	5	3
Extraction of Teeth	567
Total..	46	1,451	128	1,579	1,451	689	592	25	109	83	1,418

APPENDIX 7.

Classification of operations performed in the Gynaecological Department during the year 1930 :—

Nature of operation.	IN-DOOR.										OUT-DOOR. Patients operated on.
	Remained as per Last Report.	NUMBER OF OPERATIONS.			Number of patients operated on.	RESULT.				Remained under treatment.	
		Principal.	Secondary.	Total.		Cured.	Relieved.	Discharged otherwise.	Died.		
OPERATIONS ON FEMALE GENERATIVE ORGANS.—											
Ovariectomy	1	4	2	6	4	5
Resection of Ovary	2	5	7	2	2
Salpingectomy	14	9	23	14	9	2	2	..	1	..
Salpingostomy	4	3	7	4	4
Salpingo-Oophorectomy	22	10	32	22	20	1	1	..
Myomectomy	1	2	3	1	1
Subtotal Hysterectomy	16	1	17	16	15	1
Total Hysterectomy	10	1	11	10	6	3	1
VENTRISUSPENSION UTERI.—											
(1) Gillian's	9	..	9	9	9
(2) Modified Gillian's	1	82	6	88	82	69	10	1	..	2	..
Ventrixfixation Uteri	6	6	12	6	2	3	..	1
Removal of Polypus	2	..	2	2	2
Amputation Cervix	2	..	2	2	2
Trachelorrhaphy	2	..	2	2	2
Dilatation and Curettage	72	1	73	72	41	27	4	..
Removal of Ovarian Cyst	5	1	6	5	4	1	..
Cauterisation of Cervix	10	2	12	10	6	2	1	..	1	..
Incision and Drainage Pelvic Abscess	6	..	6	6	3	2	1
Diathermy for Cancer Cervix	4	..	4	4	..	2	1	..	1	..
PLASTIC OPERATIONS ON VAGINA.—											
Calpo—Perineorrhaphy	1	2	3	1	1
Perineorrhaphy	15	9	24	15	13	1	1
Removal of Vaginal Cyst	1	2	1	3	2	3
Incision and Drainage for Bartholinian Abscess	1	..	1	1	1
Enucleation of Bartholinian Cyst	1	1
Total	4	292	61	353	292	220	55	8	1	11	..

APPENDIX 8—contd.

Classification of Operations performed in the Ophthalmic Department during the year 1930—contd.

Nature of operation.	IN-DOOR.										OUT-DOOR. Patients operated on.	
	Remained as per Last Report.	NUMBER OF OPERATIONS.			Number of patients operated on.	RESULT.				Remained under treatment.		
		Principal.	Secondary.	Total.		Cured.	Relieved.	Discharged otherwise.	Died.			
CORNEA.—												
Galvano Cauterisation	43
Paracentesis	1
Foreign Bodies	89
EYELIDS.—												
Tumour	1	..	1	1	1	1
Entropion	3	..	3	3	1	1	1	..	24
Abscess	1	..	1	1	1	9
Hordeolum	18
Dermoid	1	..	1	1	1
Chalazion	59
Canthotomy	1	1
LACRYMAL APPARATUS.—												
Abscess	3	..	3	3	2	1	8
Excision of Sac	3	35	8	43	35	31	4	3
Total ..	14	499	214	713	499	433	59	2	..	19	421	

APPENDIX 9—contd.

Classification of Operations performed in the Ear, Nose and Throat Department during the year 1930
—contd.

Nature of operation.	IN-DOOR.										OUT-DOOR. Patients operated on.	
	Remained as per Last Report.	NUMBER OF OPERATIONS.			Number of patients operated on.	RESULTS.				Remained under treatment.		
		Principal.	Secondary.	Total.		Cured.	Relieved.	Discharged otherwise.	Died.			
OPERATIONS ON THE EAR.—												
Foreign Bodies removed	15
Tumours of External Meatus
Paracentesis (Myringotomy)	5	..	5	5	2	1	..	1	1	..	18
Granulations curetted and Aural Polypi removed	11
Classical Mastoid Operation (Schwartz operation)	1	12	..	12	12	13
Furuncle—Ear Incision	24
Radical Mastoid Operations (Stake's)...	26	1	27	26	11	9	..	2	4
Ionisation for Suppuration Otitis Media	46
OPERATIONS ON OESOPHAGUS.—												
Oesophagoscopy for Examination	1	1	2	1	..	1	9
.. Foreign Bodies removed	2
.. Silastoma structure	1	1	1
Total ..	1	452	6	458	452	425	14	2	7	5	1,287	

APPENDIX 10.

(X-Ray and Electro-Therapy Report.)

3,928 Skiagrams (including 79 from the Maratha Hospital and 91 from the Turner Sanatorium) were taken during the year 1930. 1,758 of these were for In-patients (1,231 men, 437 women and 90 children); 2,170 were for Out-patients 1,423 men, 533 women and 214 children) including Casualty cases.

Skiagrams were taken for various clinical conditions as under :—

	Male.	Female.	Male. Child.	Female. Child.	Total.
Fractures	1,265	517	157	75	2,014
Chest (including cases received from the Maratha Hospital and Turner Sanatorium)	440	181	7	8	636
Barium Meal*	127	45	172
Barium Enema*	41	27	2	1	71
Oesophagus with Cyto-Barium *	17	7	24
Cholecystography	25	6	31
Stone in the kidney Ureter and Bladder	137	14	10	..	161
Pyelography	11	1	1	..	13
Dental	28	9	37
Foreign Body* (Stereoscopic)	30	9	7	2	48
Injection of Iodipine in Trachea and Bronchus*	1
Injection of Iodipin in sinus tracts	11	3	14
Injection of Iodipin in Urethra	3	3
Iodipin in Spinal canal by Cistern Puncture	1	1
	2,137	819	184	86	3,226

* Indicates cases where Screening and X-Ray plates were both resorted to.

Screening was done on 702 patients (123 in-door and 579 out-door) as under :—

Particulars.	IN-DOOR.		OUT-DOOR.	
	Male.	Female.	Male.	Female.
Chest	62	20	410	129
Barium Meal	34	5	9	3
Fractures	2	..	23	5
	98	25	442	137

X-Ray Treatment was carried out during the same period as under :—

	Male.	Female.	Total.
Keloid	2	2
Splenomegaly	6	6
Goitre	1	1
Malignancy	1	1
Hyperidrosis	1	5	6
Total	1	15	16

Diathermy was used in 37 medical cases, 43 prostatic and 2 surgical.

Ultra-violet treatment was given in 137 cases and Electric treatment (galvanic and faradic current) in 12 cases.

APPENDIX 11.

(Report of the Skin and Venereal Department for the year 1930.)

The total number of patients that attended the Out-patient Department for the year 1930 was 5,816. Out of these, 155 ceased treatment before a Diagnosis could be made, that is, from the very first day of their attendance. The total number of In-patients was 253. The following classification and figures give a brief resume of the various complaints the patients were treated for in this Department :—

Syphilis Primary.	Syphilis Secondary.	Syphilis Tertiary.	Syphilis Congenital.	Total No. of cases of Syphilis.	Acute Gonorrhoea.	Chronic Gonorrhoea with complications, arthritis and Epididymo-orchitis.	Total No. of Gonorrhoea cases.	Syphilis and Gonorrhoea combined.	Chancreolitis and Phagedena.	Total of Syphilis and Gon. combined and chancroidis.	Total number of all Venereal cases.	Leprosy.	Skin Diseases.	Total of Leprosy and Skin Diseases.	Grand total of Venereal and Skin Diseases.	No. of Males suffering from Venereal Diseases.	No. of Females suffering from Venereal Diseases.
92	1,210	70	8	1,380	113	542	655	90	128	OUT-DOOR PATIENTS.			3,270	3,480	5,661	2,074	179
12	60	12	2	86	5	40	45	7	17	IN-DOOR PATIENTS.			98	98	253	129	26

The figures show that most of the venereal patients avail themselves of treatment only when the disease has disabled them. Out of a total of 1,380 cases of Syphilis, only 92 presented themselves for treatment in the primary stage, a stage at which a cent per cent guarantee of cure can be given within the shortest period ; for one complete course of Arsenic and Bismuth is sufficient to eradicate the disease if the patient is taken in hand for treatment in the primary stage before the Wassermann is positive. Out of a total of 655 of Gonorrhoea cases only 113 came for treatment in the acute stage, and those too presented themselves for treatment when the discharge was present on an average for over 12 days.

If the masses were educated to avail themselves of the treatment as soon as they noticed a sore or discharge, a great deal towards the eradication of this Social curse could have indeed been done, to say nothing about the chances of a definite cure and the saving in time and money both to the patients and the Institutions concerned in their treatment.

N.B.—Patients suffering from the systemic manifestations of Syphilis admitted in the other department are not included in this summary which refers to the work of the Skin and Venereal Department only.

APPENDIX 12.
Clinical Laboratory Report.

5,927 Laboratory investigations were carried out during the year 1930 in the Central Clinical Laboratory (as apart from Ward Laboratories) of the material sent from the Hospital, as under :—

Blood Counts	200
Blood Cultures	111
Widal Reactions	135
Wassermann Tests	134
Kahn Tests	3,762
Stool Examination	234
Stool Culture	190
Urine Examination	114
Urine Culture	113
Spinal Fluid Examination	147
Spinal Fluid Culture	57
Pleural Fluid	44
Pleural Fluid Culture	38
Ascetic Fluid	33
Ascetic Culture	25
Smears	17
Sputum Examination	69
Sputum Culture	23
Auto-Vaccine	63
Gastric Contents	289
Pus Examination	12
Pus Culture	34
Throat Swabs	65
Van den Bergh	18
Total	<u>5,927</u>

Biochemical investigations were carried out in the Chemical Pathology Department of the College during the year 1930, as under :—

I. Blood.—	
Non-protein Nitrogen	75
Urea	84
Uric Acid	1
Creatinine
Glucose	13
Chlorides	44
Cholesterol	46
Calcium	20
II. Cerebro-spinal Fluid.—	
Total Proteins	2
Non-protein Nitrogen
Urea
Glucose	5
Chlorides	3
III. Urine.—	
Urea
Sugar	7
IV. Blood Sugar Curve	28
Urine Sugar Curve	22
Blood Urea Curve	1
Urea Concentration Test	69
Levulose Tolerance Test	2
V. Van den Bergh Qualitative	27
" " Quantitative
Coagulation Time of Blood	8
Fragility of Red Blood Cells	1
Matching of Blood for transfusion	1
Volume Index of Blood Cells	39
VI. Milk Analysis	23
Total	<u>521</u>

APPENDIX 12—*contd.*

260 Autopsies were performed during the year 1930, of whom 2 were on outside bodies. In the case of every post-mortem, a record of findings in each organ is kept.

The following is the number of blocks prepared, cut, and sections stained out of Post-mortem organs and tumours received after surgical operations from 1st January 1930 to 31st December 1930 :—

Blocks of Post-mortem organs.	Blocks of tissues received from Surgical side, K. E. M. Hospital.	Blocks of tissues received from out side.	Total.
1,564	499	48	2,111

APPENDIX 13.

Electro-Cardiograph Department.

Electro-cardiograms were taken of 135 patients—both out-patients and in-patients of this Hospital. These consisted of various kinds of valvular, myo and peri-cardial diseases, congenital abnormalities of the heart, angini pectorus and other cardiac irregularities, besides cases of high blood pressure and neurosis.

A few phono cardiograms and polygraphic tracings were also recorded.

APPENDIX 14.

Poor Box Charity Fund—Statement of Accounts for the year 1930-31.

RECEIPTS.			PAYMENTS.		
Particulars.	Amount.		Particulars.	Amount.	
	Rs.	a. p.		Rs.	a. p.
Balance in hand	142	12 ½	Appliances such as Crutches, Hernia belts, Spectacles, Artificial eyes, Artificial limbs, &c., supplied to poor patients	649	7 0
Balance with the Central Bank of India in current account	2,073	1 2	Blood transfusion charges	70	0 0
Out-patient Casualty Department	389	7 5½	Travelling expenses paid to poor patients	143	14 0
" Medical	41	9 0	Expenses incurred in giving comforts to patients of the Hospital	131	6 6
" Minor Surgery Department	62	13 4	Printing and Stationery	76	4 0
" Surgical Dressings Department	87	12 3	Sundries	160	8 0
" Skin Department	896	5 6	Purchase of Securities of the face value of Rs. 13,000	12,709	15 10
" X-Ray Department	50	10 9	Dead-Stock	243	0 0
" Aural Department	352	14 3	Radium treatment charges	25	0 0
" Dental Department	58	1 4½	Balance with the Central Bank of India in current deposit account	*1,617	14 9
" Gynaecological Department	35	0 0	Cash in hand	136	9 1½
Ward No. I	263	9 3½			
" II	111	2 2			
" III	126	10 3			
" IV	203	2 3			
" V	540	4 9			
" VI	429	4 0			
" VII	705	12 4½			
" VIII	353	8 6			
" IX, X, XI	1,230	3 0			
" XII, XIII	458	4 9			
" XIV, XV	279	11 9			
" XVI	174	11 0			
" XVII	16	0 0			
Other collections	2,834	6 9			
Collection on account of issue of Medical Certificates	1,198	8 0			
Interest	2,205	13 0			
Proceeds from the sale of Hospital Pharmacopœia	413	3 3			
Additions to suspense account	229	5 6			
Total	15,963	15 8½	Total	15,963	15 8½

* This includes the amount of Rs. 1,458-12-3 held in suspense for the following accounts :—

1. Resident Medical Officers, Mess Deposit	Rs. 1,417	0 0
Account	" 30	0 0
2. Splint Deposit	" 11	12 3
3. Patients' money	"	
Total	Rs. 1,458	12 3

Review of the Schools Committee's Administration Report for the year 1930-31.

(BY THE CHAIRMAN.)

1. The Schools Committee consists of 16 Members, 12 councillors and 4 non-councillors, elected by the Corporation. Dr. J. V. Vora, L.M.&S., was the Chairman of the Committee throughout the year. The Committee held as many as 59 meetings for transacting business and the attendance at the meetings was all along quite satisfactory. The Committee have appointed 4 permanent Sub-Committees for considering matters of importance affecting finance, establishment, instruction imparted in schools and so on. The questions discussed by these 4 Sub-Committees and other Special Sub-Committees during the year under report were of a very wide nature and are enumerated in para. 7 of the Report. Section 39 of the Municipal Act which relates to the Constitution and functions of the Schools Committee was amended in certain respects with effect from the 1st April 1930.

2. The number of Municipal Schools and classes on 31st March 1931 was 314 and 16 respectively, the total number of pupils on the rolls of all these schools and classes being 56,093. The corresponding numbers of schools and classes for the previous year were 317 and 9 respectively with 51,710 pupils on their rolls. It will be noticed that there was an increase of 4,383 in the number on rolls with an increase of only 4 in the total number of schools and classes. The increase in the number of pupils was chiefly due to the return of normal conditions in the City after the disturbances that marked the period of the Civil Disobedience movement.

3. The number of Aided Schools stood at 183 with 18,226 pupils on the rolls as against 180 schools with 18,588 pupils in the previous year. The total amount paid to these schools by way of grant-in-aid by the Schools Committee came to Rs. 1,90,335, which works out at Rs. 11 per pupil per annum. The average cost per pupil incurred by the Aided Schools themselves on the education of 18,226 children works out at Rs. 43 per annum. The Aided Schools are a great asset to the Municipality inasmuch as they educate a large number of children at a comparatively less cost to the Municipality.

4. The work of intensifying the Scheme of Compulsory Education in the F & G Wards was taken in hand by means of an agency of "Attendance Teachers". The success of Compulsory Education in these Wards was not so far quite satisfactory. By the efforts made through the Attendance Teachers, the number of non-attending children which was 4,987 on 31st March 1930 was reduced to 3,356 on 31st March 1931, and the number of attending children rose from 13,098 (on 31st March 1930) to 15,018 (on 31st March 1931). The agency of teachers was no doubt successful to an appreciable extent and it has therefore been decided to employ the same agency again in the year 1931-32.

5. The Medical Inspection of school children was instituted about 15 years ago, but it did not include so far any provision of remedial measures by the Schools Committee. For a long time past the Committee have been considering ways and means to provide medical relief to the children found to be defective or suffering from one disease or another, as mere inspection and examination of school children by the Medical Inspectors without providing medical treatment was of no avail. Besides it was noted from experience gained in the past that about 40 to 50 per cent. of the boys and girls who were medically examined were found to be suffering from one or more defects. There were no means adopted so far to check the percentage of affected children. In the year under report a Children's Clinic was started for about 3 months as an experimental measure at the K. E. M. Hospital, the Byramjee Jeejeebhoy Hospital for children, the Bai Jerbai Wadia Hospital and other local Hospitals. An account of the working of this Clinic and the results achieved will be found in paras. 34 & 35 of Chapter IV. It has been decided to run the Clinic during the year 1931-32 also. The usual work of giving lectures on School and Personal Hygiene and of other magic lantern lectures was done by the Medical Inspection Staff. A few teachers who came forward to learn First Aid, Home Nursing, etc. were trained in those subjects by the Medical Inspectors and Inspectress. It is gratifying to note that the medical inspection and treatment of Municipal school children was appreciated by the parents and guardians.

6. The total expenditure incurred during the year amounted to Rs. 30,68,579-10-1 as against Rs. 29,68,294-8-10 for the previous year. As against this expenditure, the Municipal Grant received was Rs. 29,71,790 for 1930-31 as against Rs. 31,12,660 in the preceding year. The Opening Balances for 1929-30 and 1930-31 were respectively Rs. 1,05,557-0-0 and Rs. 2,02,679-0-0 and the Closing Balances for the same years were Rs. 2,94,021-0-1 and Rs. 1,45,528-10-6. The total expenditure for the year under report was more than that for the previous year by about Rs. 1,00,285-1-3 which can be accounted for as follows. The number of children educated during the year was greater than that of the previous year. The increase in the number of children necessitated the supply of new furniture, books, maps, charts and other school equipment. The annual promotions of the officers and their staff, the teachers and the menials alone constituted an increase of about Rs. 50,000 over the expenditure of the previous year. Besides, the posts of teachers which were kept vacant during the year 1929-30 owing to leave and other vacancies had all to be filled up owing to the steady increase in the number of pupils on the rolls and in average attendance. If the number on rolls on 31st March 1931 (which was 56,093) is taken as the basis, the cost per child on primary education comes to Rs. 50.9 per annum. The dispute between the Government and the Municipality on the question of Government Grant on Primary Education has not yet come to an end. A Grant of Rs. 8,15,267 was received by the Municipality from Government on the expenditure incurred by the Municipality on Primary Education and on A. V. Schools for the year under report.

7. The year 1930-31 was full of activities. The Boy Scout and the Girl Guide movements were extended to more and more schools. Industrial bias to Primary Education was further extended and the teaching of Handicrafts was encouraged. An addition to the teaching of Handicrafts was made by starting a Composing and Printing Class in the Foras Road school. For this purpose a printing press on a small scale has been set up which is also useful in turning out job work to meet some of the requirements of the schools and offices. With a view to afford facilities of training to the untrained teachers in the Department, a first year Training Class was started with the permission of the Government authorities. The experiment of only three hours' instruction to the Infants was tried and was found to be successful. The spare time of the teachers of the Infant Standards receiving three hours instruction was utilised in the training of those teachers in subjects like Drawing, Drill, Music, Handwork, Sewing and Hindi. They were imparted training in these subjects for about 9 months and they are now in a position to impart the knowledge they obtained to the classes under their charge. The question of Compulsory Physical Training in the Municipal Schools was also tackled and a curriculum of drill exercises and games suitable for children of all ages was prepared. The backward condition of the Municipal Urdu Schools engaged the attention of the Schools Committee for some time and suitable steps for their improvement were taken. The Committee encouraged the starting of private classes for coaching unqualified teachers on the Urdu Side for the V. F. Examination with considerable success. The Teachers' Conferences, the working of the Teachers' Libraries, and other free Reading Rooms and Libraries, the Local Committees, Visual Instruction in the Schools, Annual Sports, Retrenchment and the like were some more items which formed part of the Schools Committee's activities.

8. The work of the Schools Committee in general is becoming more and more arduous day by day owing to their increasing responsibilities both administrative and financial. The Schools Committee, being a statutory body appointed by the Municipal Corporation, for a specific purpose mentioned in Section 39 of the Act, have got a very large department under them to be controlled and administered. The number of Municipal and Aided Schools has gone up to 513 with about 75,000 children. The total staff of teachers and others under the Schools Committee numbers about 2,500. Besides the administrative work, the Committee are also responsible for the finances. They have to manage their expenditure within the Budget grant sanctioned by the Corporation and to run their department as economically as possible. They have tried to keep down their expenditure as much as possible and have explored all the avenues for retrenchment without loss of efficiency. The Committee's executive officers have also to perform their administrative duties under a very great strain. Their help and advice have always been useful in guiding the Committee in their deliberations. The Committee are very thankful to their Secretary, Mr. R. V. Parulekar, M.A., M. Ed., who has always cheerfully and willingly borne the brunt of the very heavy pressure of work and offered his full co-operation to the Committee in all matters which came up for discussion before the Committee from time to time.

OFFICE OF THE SCHOOLS COMMITTEE,
BOMBAY, 17th September 1931.

A. R. DIMITKAR,
Chairman, Schools Committee.

EDUCATIONAL.

THE SCHOOLS COMMITTEE OF THE BOMBAY MUNICIPALITY.

ADMINISTRATION REPORT FOR THE YEAR 1930-31.

(Approved and adopted by the Schools Committee under their Resolution No. 474 of 11th September 1931.)

I.—THE COMMITTEE.

1. The Committee, as constituted at the beginning of the official year 1930-31, was composed of the following Members:—
Personnel.

- Dr. J. V. Vora, L.M.&S., *Chairman.*
- Dr. M. C. Javle, J.P.
- * Mrs. Shuffi C. Tyebji, J.P.
- Mr. J. B. Boman-Behram, B.A., LL.B., J.P.
- * Mrs. Hansa Mehta, B.A.
- * Dr. Mrs. Malinibai B. Sukthankar, M.B.B.S.
- Mr. S. K. Pupala.
- Mr. D. G. Khairaz.
- Prof. V. G. Rao, B.A., LL.B., Bar-at-Law, O.A., J.P.
- Mr. A. R. Dimtimkar, J.P.
- Mr. Nanabhai Luxumon.
- * Mr. A. B. Vaidya, B.A., LL.B., Solicitor.
- Mr. M. M. Killedar.
- Mr. M. N. Talpade, B.A., LL.B.
- Mr. V. C. Setalvad, B.A., LL.B.
- Mr. I. S. Patel.

Mr. R. V. Parulekar, M.A., M.Ed., Secretary.

2. Dr. J. V. Vora, L.M.&S., held the Office of Chairman of the Committee, till the end of the official year.

3. Mr. D. G. Khairaz, resigned his seat on the Committee from the 6th November 1930. To the vacancy thus created, the Corporation appointed Mr. R. A. Gole, from the 11th December 1930. Dr. Mrs. Malini B. Sukthankar was elected to the Corporation on the 26th January 1931 and as she was a non-Councillor Member of the Schools Committee, she automatically ceased to be a Member from that date. To the vacancy thus created on the Committee, the Corporation appointed Mrs. Nalinibai V. Dalvi, B.A., from the 9th February 1931.

4. The Committee regret to place on record the sad death of Mr. Joseph Baptista, B.A., LL.B., L.C.E., Bar-at-Law, which took place on the 18th September 1930. Mr. Baptista was a Member of the Schools Committee in the year 1923-24 and had rendered valuable services to the Committee. His death came as a great blow to the City.

5. Section 39 of the Municipal Act relating to the constitution of the Schools Committee was amended during the year under report by Bombay Act No. XVIII of 1930, published in the *Bombay Government Gazette* on the 15th September 1930. The main points, in which the Committee's constitution underwent a change owing to the amendment of the Act, are stated below:—

- (1) The Schools Committee as a whole never retired under the old constitution. Under the amended constitution, the whole Schools Committee retires when the Municipal Corporation is dissolved, and every time a new Corporation is elected, after the General Elections, a new Schools Committee is to be appointed.

- (2) Formerly 4 Members of the Committee retired by rotation at the end of every calendar year. Now half the number of Councillor Members and half the number of Non-Councillor Members of the Committee, will retire by lots at the end of every official year. The election of the Chairman is now to take place at the first Meeting in the month of April of each official year.
- (3) The quorum required at every Meeting of the Schools Committee has been raised from 3 to 8.
- (4) Persons directly or indirectly interested in Institutions receiving a donation or grant-in-aid from the Schools Committee or the Corporation and also persons directly or indirectly interested in any immoveable property leased out to the Municipality have now been debarred from serving on the Schools Committee.
6. The total number of Committee's Meetings held during the official year was 59, as against 46, of the last year; of these, 12 were ordinary Monthly Meetings, 40 Adjourned Meetings and 7 Special Meetings. The total number of Resolutions passed at these Meetings was 906 as against 932 of the previous year.

The following statement shows the attendance of the Members at the Committee's Meetings.

Statement showing attendance of Members of the Schools Committee at Meetings of the Committee, held from 1st April 1930 to 31st March 1931 :—

Names of Members.	Total No. of Meetings attended.	REMARKS.
1. Dr. J. V. Vora	58	Chairman.
2. Dr. M. C. Javle	36	
*3. Mrs. Shuffi C. Tyebji	51	
4. Mr. J. B. Boman-Behram	46	
*5. Mrs. Hansa Mehta	9	
*6. Dr. Mrs. Malini B. Sukthankar	37	Was elected on the Corporation on 26th January 1931 and hence ceased to be a Non-Councillor Member of the Schools Committee.
7. Mr. S. K. Pupala	24	
8. Mr. D. G. Khairaz	12	Resigned his Membership on 6th November 1930.
9. Prof. V. G. Rao	43	
10. Mr. A. R. Dintimkar	54	
11. Mr. Nanabhai Luxumon	20	
*12. Mr. A. B. Vaidya	30	
13. Mr. M. M. Killedar	48	
14. Mr. M. N. Talpade	43	
15. Mr. V. C. Setalvad	52	
16. Mr. I. S. Patel	30	
17. Mr. R. A. Gole	17	Was appointed on the Schools Committee from 11th December 1930, vice Mr. D. G. Khairaz, resigned.
*18. Mrs. Nalinibai V. Dalvi	7	Was appointed on the Schools Committee as a Non-Councillor Member from 9th February 1931, vice Dr. Mrs. Malini B. Sukthankar who on being elected on the Corporation ceased to be a Non-Councillor Member of the Committee.

* Non-Councillor Members.

7. The following four permanent Sub-Committees appointed by the Schools Committee, continued to function during the year under report for considering various matters coming before them :—

The Sub-Committees.

1. Finance and Establishment Sub-Committee.
2. School Instruction and Discipline Sub-Committee.
3. New Schools Rent Control and Sanitation Sub-Committee.
4. Grants-in-Aid and Miscellaneous Matters Sub-Committee.

In addition to these permanent Sub-Committees, the Schools Committee appointed various Special Sub-Committees during the year to consider certain references of a special nature. The total number of Sub-Committee meetings held during the year was 92. The following were some of the important subjects which were considered by the various Special Sub-Committees :—

1. The re-organisation of the School Medical Inspection Department.
2. The extension of the Girl Guide Movement in Municipal Girls' Schools on a wider scale.
3. Opening of a class for printing and composing at the Foras Road Marathi Boys' School, for teaching the art of printing to pupils of Municipal Schools.
4. The question of retrenchment in the Committee's expenditure.
5. Securing reduction in the rentals of School premises by appealing to and interviewing the landlords.
6. Shifting of Municipal Schools located in insanitary and congested buildings to more sanitary and better ventilated premises.
7. The question of imparting Compulsory Physical Education in Municipal Schools and drawing up a regular syllabus of physical exercises, etc.
8. Interviewing candidates for posts of teachers in the Municipal Schools for selection as teachers.

Among the various references disposed of by the four permanent Sub-Committees or by the Small Sub-Committees appointed by these Sub-Committees, mention may be made of the following :—

- (1) Framing of Rules for the Recruitment of new candidates for the posts of teachers for the Municipal Schools.
- (2) Changing of the Budget Heads of the School Fund Budget.
- (3) Revision of the Conveyance Allowances paid to Officers and Clerks under the Committee.
- (4) The starting of classes for the training of ordinary teachers in Special subjects like Drawing, Drill, Music, etc.
- (5) Revision of the text-books prescribed for the Municipal Schools.
- (6) Trial of the Scheme of Three Hours' Instruction in the Infant Standards of Municipal Schools.
- (7) Framing of a revised curriculum for Municipal Schools.

8. Mr. R. V. Parulekar continued to hold the office of Secretary, Schools Committee, throughout the year. Mr. R. A. Contractor, Chief Clerk of the Committee's Office, who had rendered over 20 years' service, in various capacities in the Committee's Office, retired on a superannuation pension from the 16th May 1930. The Committee appointed Mr. M. N. Diwan, Head Clerk to the Superintendent, Gujarati Schools, to succeed Mr. R. A. Contractor, as Chief Clerk. There was no other change in the Office staff.

II.—MUNICIPAL AND AIDED SCHOOLS AND PUPILS.

9. The total number of Municipal Schools and Classes increased during the year under report from 326 (317 schools and 9 classes) to 330 (314 schools and 16 classes). One Marathi Boys' School was closed. One big Marathi Girls' School was split up into 2 schools, viz., Dadar-Kumbharwada and Lady

Jamshedji Road Girls' School. One Class for DeLisle Road Gujarati Boys' School was raised to the status of a full school and a new Class for Gujarati Boys was opened at Worli; two Urdu Schools which had poor attendance were amalgamated with other schools, two were reduced to the status of a class and 4 new classes for Mahomedan boys and one for girls were opened in the localities where they were required.

The Committee have recently adopted the policy of opening branch Schools or Classes for the benefit of the Infants and have opened a number of such classes an account of which will appear in the next year's report.

A Branch School for Marathi-speaking children was opened in the Zaoba's Oart under the Supervision of the Headmaster, Thakurdwar Marathi Boys' School.

The details of the schools closed or amalgamated are given below :—

Name of School.	No. of pupils on rolls and Attendance in the month in which the schools were closed.		REMARKS.
<i>Marathi Boys' Schools.</i>			
1. Parel Tank Road	70	..	Amalgamated with the Parel Village Marathi Boys' School from 1st November 1930.
<i>Urdu Boys' Schools.</i>			
1. Undria Street Boys' ..	40	51	Amalgamated with the Nagpada School.
2. Murghi Moholla School ..	89	114	Amalgamated with the J. R. Boys' and Memonwada Girls' Schools.
<i>Schools reduced to Classes.</i>			
1. Telli Moholla Urdu Boys' ..	24	46.	Attached as a Class to the Temkar Street Urdu School.
2. Victoria Gardens Boys' ..	17	20	Attached as a Class to the Chinchpokli Urdu School.

All the above schools were poorly attended and their amalgamation with other schools or turning into a Class was a necessary step in the interests of economy.

One class for Gujarati Boys, four new classes for Urdu Boys and one for Urdu Girls were opened in localities where there was a demand for them. The details of these classes are given below :—

Name of Class.	No. of pupils in the class.		REMARKS.
	On 31st March 1931.		
	Attendance.	Roll.	
1. Worli Gujarati Class ..	13	20	Attached to the Worli Marathi Boys' School.
<i>Urdu Boys' Classes.</i>			
1. Ambewadi	26	46	Attached to Jakeria Bunder Urdu School.
2. Wanjewadi	81	86	Do. Mahim Boys' School.
3. Worli (B.D.D.) Chawls..	51	51	Do. DeLisle Road No. 2 Urdu Boys' School.
4. Love Lane	15	15	Do. Mazagaon Urdu Boys' School.
<i>Mixed Class for Boys and Girls.</i>			
1. Mount Road	55	70	

The Anjuman-I-Islam School at Nagpada which was closed down by the Anjuman authorities in June 1930, was taken up by the Schools Committee and amalgamated with the Yakub Street Urdu School.

10. The following table gives the detailed figures about the increase and decrease in the number of schools and classes on the three sides :—

Class of Schools.	Total No. of schools on 31-3-31.	Total No. of schools on 31-3-30.	Increase or decrease.	
			Increase.	Decrease.
Marathi A. V.	3	3
„ Boys'	91	92	..	1
„ Girls'	53	52	1	..
Marathi Night	5	5
Gujarati A. V.	2	2
„ Boys'	42+	41+
	5 Classes.	5 Classes.	1	..
„ Girls'	27+	27+
	1 English— Vern. Sch.	1 English— Vern. Sch.
* Urdu A. V.	*These schools have been turned into English classes attached to Primary Schools.
„ Boys'	51+	55+	6 Classes.	4 Schools.
	10 Classes.	4 Classes.
„ Girls'	32+	32
	1 Class.	..	1 Class.	..
„ Night	2	2
Tamil Boys'	4	4
Tamil Night	1	1
Total.. ..	314 + 16 Classes.	317+ 9 Classes.	2 Schools + 7 Classes.	5 Schools.

11. The year under report witnessed an increase in the number of pupils which rose from Pupils in Municipal Schools. 51,710 to 56,093, i.e., by about 4,383. It is gratifying to note that although the number on rolls in the Municipal Schools had considerably fallen down in the middle of the year, owing to the political unrest in the City, it came up to its normal and increased by about 4,000 by the end of the year. The working of the schools was in general affected by the Civil Disobedience Movement and Hartals observed in the City. As soon as normal conditions were restored, the work of the schools went on smoothly and as pointed out above, the number of pupils showed a remarkable increase.

The detailed figures for the year under report and for the previous year are given below:—

Class of Schools.	No. on 31-3-1930.		No. on 31-3-1931	
	Schools.	Pupils.	Schools.	Pupils.
Marathi A. V. Middle Schools ..	3	293	3	236
„ Boys' Schools	92	21,478	91	23,391
„ Girls' „	52	9,250	53	10,437
„ Night „	5	175	5	181
Total Marathi Schools ..	152	31,196	152	34,245
Gujarati A. V. Middle Schools ..	2	176	2	153
„ Boys' Schools	41+5 Classes.	6,380	42+5 Classes.	6,186
„ Girls' „	28 (including 1 English Ver. Sch.)	4,386	28 (including 1 English Ver. Sch.)	3,970
Total Gujarati Schools ..	71+5 Classes.	10,942	72+5 Classes.	10,309
Urdu A. V. Middle Schools ..	2	138	*	*The two Urdu A.V. Middle Schools were turned into Upper Primary Schools with Eng- lish Classes.
„ Boys' Schools (including English Classes attached to Urdu Primary Schools	53+4 Classes.	6,150	51+10 Classes.	7,176
„ Girls' Schools	32	2,900	32+1 Class.	3,849
„ Night „	2	56	2	51
Total Urdu Schools ..	89+4 Classes.	9,244	85+11 Classes.	11,076
Tamil and Malayalam Schools ..	4	360	4	395
Tamil Night Schools	1	39	1	68
Total Tamil Schools ..	5	399	5	463
Total Municipal Schools ..	317+9 Classes.	51,710	314+16 Classes.	56,093

12. As in previous years, the Vernacular Fourth Standard Examination for the year 1931 was conducted by the Examination Board constituted for the purpose under Government Resolution, Educational Department, No. 220 of 24th November 1927. The written examination was held on the 17th and 18th March 1931 and the oral examination was conducted on the succeeding

days. The examination was meant for pupils both of Municipal and Aided Schools. Some pupils from unaided private schools were also allowed to appear at the examination. The results of the examination are given below :—

VERNACULAR FOURTH STANDARD EXAMINATION.

Class of Schools.	Pupils Appeared.	Pupils Passed.	Percentage of Passes.
<i>Municipal Schools.</i>			
Marathi Boys' Schools	2,133	1,983	92·9
„ Girls' „	737	622	84·3
Gujarati Boys' „	625	589	95·5
„ Girls' „	180	172	95·5
Urdu Boys' „	324	291	89·8
„ Girls' „	110	92	83·6
Total ..	4,109	3,749	91·2
<i>Aided Schools.</i>			
Marathi Schools	410	353	86·0
Gujarati „	1,164	847	72·7
U du „	158	142	89·8
Unaided „	16	7	43·7
Total ..	1,748	1,349	77·1

The Vernacular Fourth Standard Examination conducted by the Board was made compulsory for all the Aided and Recognised Schools from the year under report. Some of the Aided and Recognised Schools receiving no aid either from Government or the Schools Committee approached the Schools Committee for exempting them from submitting their pupils of Standard Fourth to the General Vernacular Standard Fourth Examination on various grounds. The Committee after mature consideration decided to exempt on certain conditions all the recognised schools that received no aid either from the Schools Committee or the Government, Aided-Schools that had adopted approved special curricula and schools in which the medium of instruction was other than Marathi, Gujarati or Urdu.

The results of the Vernacular Final Examination which is conducted by Government as usual are given below :—

VERNACULAR FINAL EXAMINATION, 1931.

Class of Schools.	Pupils Appeared.	Pupils Passed.	Percentage of Passes.
Marathi Boys' Schools	201	95	47·2
„ Girls' „	213	110	51·6
Gujarati Boys' „	16	3	18·7
„ Girls' „	23	8	34·7
Urdu Boys' „	30	7	23·3
„ Girls' „	15	11	73·3

13. The year under report witnessed an increase of three in the number of Aided Schools. There were 180 Aided Schools at the beginning of the year ; at the end of the year, the number rose to 183 ; 11 schools (5 Marathi, 3 Gujarati, 2 Urdu and 1 Hindi) were registered during the year for Grants-in-Aid, whereas 8 schools—3 Marathi, 3 Gujarati, 1 Urdu and 1 Hindi—ceased to work. The closing of the schools was almost in all cases due to want of funds and due to the fact that they could not stand the competition of the Free Municipal Day Schools in their respective

localities. The number of pupils on the last day of the year under report was 18,226 (11,610 boys and 6,616 girls) as against 18,588 (12,197 boys and 6,391 girls) of the previous year. The slight reduction in the total number of pupils at the end of the year may be attributed to the unrest in the City owing to political conditions and consequent depression in trade. The detailed figures of Aided Schools and their pupils for the year under report and for the previous year are given in the following table :—

STATEMENT SHOWING THE NUMBER OF AIDED SCHOOLS AND PUPILS THEREIN.

Class of Schools.	On 31st March 1930.				On 31st March 1931.			
	Schools.	Boys.	Girls.	Total.	Schools.	Boys.	Girls.	Total.
Marathi Boys' Schools ..	39	2,607	826	3,433	40	2,584	1,019	3,603
" Girls' ..	3	77	282	359	3	105	301	406
" Night ..	6	265	5	270	4	147	8	155
Normal Classes ..	1	..	91	91	1	Nil.	93	93
Special Institutions ..	1	17	3	20	4	39	25	64
Total ..	50	2,966	1,207	4,173	52	2,875	1,446	4,321
Gujarati Boys' Schools ..	44	4,842	625	5,467	42	4,480	475	4,955
" Girls' ..	21	245	3,128	3,373	22	373	3,223	3,596
" Night ..	3	104	..	104	3	174	..	174
Normal Classes ..	1	..	44	44	1	..	60	60
Special Institutions ..	3	..	360	360	4	..	490	490
Total ..	72	5,191	4,157	9,348	72	5,027	4,248	9,275
Urdu Boys' Schools ..	15	2,103	218	2,321	15	1,984	200	2,184
" Girls' ..	5	10	671	681	5	5	637	642
" Night ..	30	975	..	975	31	951	..	951
Special Schools ..	1	67	..	67	1	73	..	73
Total ..	51	3,155	889	4,044	52	3,013	837	3,850
Hindi Boys' Schools ..	2	480	6	486	2	358	4	362
" Girls' ..	1	..	109	109	1	..	77	77
" Night ..	1	18	..	18	1	52	..	52
Total ..	4	498	115	613	4	410	81	491
Sindhi Boys' Schools ..	1	83	..	83	1	39	..	39
Canarese Night Schools ..	2	304	23	327	2	246	4	250
Grand Total ..	180	12,197	6,391	18,588	183	11,610	6,616	18,226

14. There were in all 1,047 teachers—full time and part-time—for 183 schools with Teaching staff of the 18,226 pupils as against 1,081 teachers for 180 schools with 18,588 Aided Schools and their children in the previous year. The number of teachers appears to be high in proportion to the increase in the number of schools; but it has to be noted that about 20 schools including two Normal Classes and 9 Special Institutions have been maintaining a large staff of part-time teachers in place of full-time ones, in order to meet their special needs. Of the 1,041 teachers, only 293 (143 males and 150 females) were trained and the remaining 754 (563 males and 191 females) were untrained. The percentage of trained teachers in the Aided Schools is only 28. It is evident from the figures that the Aided Schools ought to maintain a higher percentage of trained teachers. They are, however, unable to do so owing to want of sufficient funds. The detailed statistics about the qualifications of the teachers in Aided Schools are given below :—

Statement showing the number of teachers (Men and Women) as per their qualifications—1930-1931 :—

	Trained teachers with the following qualifications.					Untrained teachers with the following qualifications.							Total Trained Teachers.	Total Un-trained Teachers.	Grand Total of Teachers.
	A. Graduate Trained.	III Year Trained.	II Year Trained.	I Year Trained.	Trained for Drawing, Drill, Sewing, Music, Scouting, etc.	A. Graduate.		A. Matric.		Passed V.F. Examination.	Untrained teachers including those for Drawing, Drill, Music, Scouting, etc.				
						Certi-ficated.	Un-certi-ficated.	Certi-ficated.	Un-certi-ficated.		Certi-ficated.	Uncerti-ficated.			
Males	2	22	19	43	57	8	11	11	42	139	47	305	143	563	706
Females	6	27	37	34	46	1	5	8	30	50	27	70	150	191	341
Total ..	8	49	56	77	103	9	16	19	72	189	74	375	293	754	1,047

Trained 293
 Untrained 754
 Total .. 1,047

15. The schools were as usual visited and inspected by the Officers Mr. C. L. Bakshi, B.A., L.T., Superintendent, Mr. D. K. Ghanekar, B.A., L.T., Assistant Superintendent, and Mr. Mahomed Umer, M.A., Supervisor. Mr. Mahomed Umer was, however, transferred as Acting Deputy Superintendent of the Municipal Urdu Schools from 7th October 1930 and Mr. Noormahomed Shaikh Munir, Headmaster of the Islampura Municipal Urdu School, was appointed to act as Supervisor of the Aided Schools from 15th of December 1930. These Officers commenced their inspection work from September 1930 and the inspections as well as the checking of the accounts of all the Aided Schools for purposes of grant were finished by the middle of February 1931. In addition to the work of the inspection and supervision of Aided Schools, the Committee have entrusted to these three Officers the work of the Census Department maintained for Free and Compulsory Education in F and G Wards. They have, therefore, got to perform a double duty. The work done by these Officers in the capacity of Special Attendance Officers is described in Chapter III of this Report.

16. During the year under report, the Corporation have considered a set of rules framed by the Schools Committee for governing the payment of Grants-in-Aid to the private Primary Schools in the City of Bombay and submitted the same to the Government for their approval. Under the new Code the schools will be entitled to get a reasonable share of expenditure incurred by them on such items as furniture, school equipment, Provident Fund for Teachers and so on. The final sanction of the Government to these rules is awaited.

17. The temporary rules laid down by the Committee and the new rules that are to govern in future the assessment of grants-in-aid to be paid to the schools under Chapter II of the Grant-in-Aid Code (pending the final sanction of the Revised Code), were accepted for guidance in the assessment of grants during the year under report. "Accounts and Expenditure" shown by schools were carefully scrutinised and the total amounts of Grants-in-Aid paid during the year came to Rs. 1,90,335 including (1) Rs. 32,550 paid as half-yearly grants to needy schools, (2) Rs. 5,000 paid as fixed grants to the two Anjuman-i-Islam Sandhurst Road and New Nagpada Schools, (3) Rs. 342 paid to the New Parel Bhoiwada and the Bene-Israelite Jacob Circle School as Remission of Fees and (4) Rs. 1,000 paid to the American Mission School for the Blind at Dadar as the arrears of grant for the year 1929-30. The following statement will show a comparison of the grants paid during the year under report with those of the previous year :—

Year.	Grants paid to all the Aided Schools on the expenditure of the previous year.	Amounts of arrears of grant due for previous years paid.	Total amount paid during the whole year.
	Rs. a. p.	Rs. a. p.	Rs. a. p.
1929-1930 ..	1,85,871 8 0 (Including Rs. 329-8-0 for remission of fees).	5,399 0 0	1,91,270 8 0
1930-1931 ..	1,89,335 0 0 (Including Rs. 342 for remission of fees).	1,000 0 0	1,90,335 0 0

18. There are only two schools in F and G Wards that have made education free after the introduction of Compulsory Education in those 2 Wards. But in the other wards of the City, the Aided Schools are not in a position to impart Free Education like the Municipal Schools as they cannot afford to meet their expenditure from the Municipal Grant only. The Committee have, therefore, decided to extend the principle of granting Remission of Fees to all Aided Schools in the City imparting Free Education to the pupils and it is to be seen how far the Aided Schools will respond to this liberal step.

19. Grants for 1930-1931 were assessed on the "Admitted" expenditure of Aided Schools for 1929-1930. The Annual Statistical Returns submitted by them now show that they have altogether incurred an expenditure of Rs. 7,47,078 for the year 1930-1931. Their average number of pupils for the same year being 17,343, the cost per pupil stands at Rs. 43 as against Rs. 44.4 of the previous year. The average cost per pupil to the Municipality for the year 1930-1931 has come to about Rs. 11 per annum.

20. It is creditable that about 183 private institutions in the City have been educating Aided Schools form an 18,000 and odd children at a comparatively lesser cost than what is incurred in the Municipal Schools. It is admitted that many of the good schools are an asset to the Municipality and help to educate so many children at a comparatively less cost to the Municipality.

* * * * *

III.—FREE AND COMPULSORY EDUCATION.

21. During the year under report, there was very little change in the staff of the Special Attendance Office, which is maintained for looking after the work of Free and Compulsory Education in the F and G Wards. Mr. Mahomed Umer, M.A., Supervisor, was transferred from October 1930 as Acting Deputy Superintendent of the Municipal Urdu Schools and in his place was appointed Mr. Noormahomed Shaikh Munir, the seniormost Headmaster of the Municipal Urdu Schools, as Acting Supervisor from December 1930. The Special Attendance Officer, the Assistant Special Attendance Officer and the Supervisor, have moreover been entrusted with the work of Inspection and supervision of the Aided Schools in the City.

22. Serious efforts were made during the year under report to bring into schools as many non-attending children as possible in the schools of F and G Wards. Mention was made in the last year's report of the experiment of appointing a few 'Attendance Teachers' to achieve this object. The scheme of 'Attendance Teachers' was put into force from the middle of June 1930. It was in fact vigorously tried during the three months of July to September 1930, as the Gujarati and Urdu Schools opened after the Summer Vacation from the third week of June.

The main object of trying this experiment was to see whether the teachers serving in the schools of F and G Wards and living in the localities of these schools would be able to secure regularity of attendance of school children and also to bring to school the non-attending children in these Wards by persuasive methods such as visiting the parents and impressing upon their minds the necessity of sending their children to school. To cope with such work in the area of 13.2 square miles of F and G Wards having a population of about 3 lakhs living in 10,000 houses or more, 75 teachers were engaged for a period of three months at an extra remuneration of Rs. 10 per month. They worked for a couple of hours every day and were successful in showing an increase of 1,907—children of all ages—in the Municipal Schools of F and G Wards when the schools in other Wards (A to E) showed an all-told increase of only 155 pupils under the same circumstances of depression of trade and general unrest owing to disturbed political atmosphere. The results of the experiment of the 'Attendance Teachers' work will be seen from the following statement :—

	Under age.	Of age.	Over age.	Total number of children of all ages in F and G Wards Schools.
Number of children reading on 30th June 1930, in the Municipal and Aided Schools	1,626	12,507	4,194	18,327
Do. do. on 30th September 1930 .	1,804	13,709	4,811	*20,324

* A net increase of 1,997 children of all ages (1,907 in Municipal Schools and 90 in the Aided Schools).

23. Soon after the end of September 1930, the work of taking a Census of all the Children of School-going age in F and G Wards was taken up. For this purpose an agency of teachers was tried during the year under report instead of that of the enumerators. The enumeration work came to an end by about the third week of December and by February 1931, the Registers showing the names of children of school-going age in the two Wards were printed and published as required by the Government Rules. The results of the enumeration work revealed that on the last day of December 1930, there were 18,612 children in Municipal and 1,739 in Aided Schools, the number of non-attending children being 4,831.

The heads of schools in F and G Wards were instructed to do their best in the matter of bringing the non-attending children to schools by personally going round the localities of the schools and by making their assistants and peons do the same. Their attempt raised the number in Municipal Schools to 20,952, at the end of March 1931, of whom 13,792 were of compulsory age. No doubt, the number did go up by 2,340, in Municipal Schools owing to the efforts of the teachers ; but it will be possible only after collating the figures ending June 1931 to note how far that number had been steady. The following table shows the number of children of compulsory age, attending and non-attending, during each of the quarters :—

Quarter ending.	Number attending.			Number non-attending.
	Municipal.	Aided.	Total.	
March, 1930	12,063	1,035	13,098	4,987
June „	11,424	1,083	12,507	4,987
Sept. „	12,529	1,180	13,709	2,585
Dec. „	12,373	1,170	13,543	4,831
March 1931	13,792	1,226	15,018	3,356

24. From the experience gained of the “ Attendance Teachers’ ” work the Committee have again decided to appoint “ attendance teachers ” for intensive propoganda work from August 1931 to March 1932 and the Committee strongly hope that by this agency, they will achieve the desired goal, without resorting to the last step of prosecuting the defaulters, as required by the Free and Compulsory Primary Education Act. The Committee believe that in these days of political unrest and disturbances, the step of prosecuting parents is likely to do more harm than good and that therefore the Committee are reluctant to resort to that method until all persuasive methods at their command have been tried and found ineffective. Prosecution of defaulters in whose cases persuasion may have altogether failed, will, therefore, be started if the scheme of “ Attendance Teachers ” fails to bring in the non-attending children to schools.

25. The Municipal Corporation have not been able to extend compulsory education to other Wards in the City as Government were not pleased to sanction any further schemes of extension of Compulsory Education on financial grounds and also for the reason that the suit filed by the Corporation against Government for recovering arrears of Government Grant on Primary Education has not been disposed of. The Committee feel that the success of compulsion in F and G Wards will, to a certain extent, depend on the extension of compulsion to the other Wards as well.

IV.—MEDICAL INSPECTION OF SCHOOLS.

26. During the year under report, the Medical Inspection of Boys’ Schools was carried on by the Medical Inspectors, Dr. V. J. Gidhchapwala, L.M. & S., with his Assistant Medical Inspector, Dr. M. S. Kapadia, L.M. & S., and Dr. V. R. Bhoosrath, M.B.B.S., F.R.Sn.I., who worked as Acting Medical Inspector till November 1930 in which month he was confirmed as Medical Inspector of Municipal schools. The Medical Inspection of Girls’ Schools was carried on by the Medical Inspectress Dr. Miss Goolbai M. Doctor, L. M. & S., with her Assistant Medical Inspectress Miss Tarabai R. Rajapurkar, a Qualified Nurse who had also to work for some time with the Assistant Lady Dental Surgeon, Dr. Miss F. Jinnah for half day, thrice a week. Dr. V. R. Bhoosrath, worked alone throughout the period under report as the post of Assistant Medical Inspector under him was not filled up by the Committee owing to a scheme of re-organisation of the Medical Inspection staff which was under the consideration of the Schools Committee.

27. The following table will show the numbers and kinds of schools inspected together with the number of boys and girls in them examined during the year under report :—

Sections.	Total number of schools inspected.			Total number of pupils examined.			Total number of pupils examined for the first time.			Total number of pupils re-examined.		
	Boys.	Girls.	Total.	Boys.	Girls.	Total.	Boys.	Girls.	Total.	Boys.	Girls.	Total.
Marathi	30	17	47	6,438	2,999	9,437	5,474	2,310	7,784	964	989	1,653
Gujarati	20	14	34	2,400	2,128	4,528	1,914	1,796	3,710	486	332	818
Urdu	21	7	28	1,472	411	1,883	1,182	265	1,447	290	146	436
Grand Total ..	71	38	109	10,310	5,538	15,848	8,570	4,371	12,941	1,740	1,167	2,907

28. From the above statement it will be seen that the present staff of Medical Inspectors is not in a position to complete the examination of all the pupils in the course of the year. The Medical Inspectors and Inspectress visited during the year in all 109 schools—71 Boys' and 38 Girls'. The total number of pupils examined was 15,848, of which 10,310 were boys and the remaining 5,538 girls. Out of these 15,848, 12,941 pupils were examined for the first time and 2,907 were re-examined during the year under report because they had been noted down for some disease in the previous year. Among the newly examined pupils, the general percentage of boys free from any disease was 77 per cent. ; and that of girls was 52.9 per cent. ; 23 per cent. of the boys and 47.1 per cent. of the girls were suffering from one or more defects.

29. The following table shows the kinds and percentages of defects detected singly or jointly among the newly examined pupils :—

Names of Diseases.	Percentage of boys affected.	Percentage of girls affected.
Malnutrition	19.9	15.7
Defects of Teeth	18.3	24.4
Defects of Throat	6.	16.8
Defects of Nose	1.	2.5
Defects of External Eye Diseases	3.5	11.
Defects of Vision	2.	5.2
Cases of Enlarged Glands	10.	1.5
Defects of Heart and Circulation9	.3
Defects of Lungs	3.	4.3
Cases of contagious Skin Diseases	3.5	4.2
Cases of enlargement of Spleen	6.	6.4
Cases of T. B. suspected1	.3
Defects of Ear	1.3	1.2

30. Side by side with the examination of new pupils, the Medical Inspectors carry on re-examination of pupils who have been examined and noted for some disease or other in the previous year. The results of the re-examination are tabulated below. The number of boys re-examined during the year was 1,740 and that of girls was 1,167 :—

	Boys.	Girls.
Number of Pupils re-examined	1,740	1,167
Percentage of pupils improved	25.6	19.3
" " not improved	38.6	46.4
" " healthy	35.8	34.3
" " affected with new diseases	28.5	13.9

31. The following table gives an idea as to how much interest the parents or guardians of pupils took regarding the diseases brought to their notice :—

Cards of Intimations of diseases sent and replies received.

Section.	No. of children examined.			No. of intimations sent.			No. of replies received.			No. of cards for Municipal treatment.			No. of preferring private treatment.		
	Boys.	Girls.	Total.	Boys.	Girls.	Total.	Boys.	Girls.	Total.	Boys.	Girls.	Total.	Boys.	Girls.	Total.
Marathi	6,438	2,999	9,437	1,573	1,352	2,925	1,182	1,056	2,238	859	435	1,294	214	621	835
Gujarati	2,400	2,128	4,528	515	705	1,220	371	455	826	280	183	463	93	272	365
Urdu	1,472	411	1,883	297	160	457	215	98	313	161	56	217	54	42	96
Tamil and Telugu
Grand Total ..	10,310	5,538	15,848	2,385	2,217	4,602	1,768	1,609	3,377	1,300	674	1,974	361	935	1,296

32. In addition to the routine work of the Medical Inspection of school children, the Medical staff attend to the following work :—
Miscellaneous activities.

- (1) Distribution of free medicines to the poor and deserving children especially of backward classes.
- (2) Distribution of free spectacles to the poor children.
- (3) Supply of emergency Medical Outfit to schools.
- (4) Conducting of First Aid Certificate, Voucher and Medallion (Gujarati and Urdu) Classes for Municipal Teachers.
- (5) Arranging Magic Lantern Lectures in different Schools by Dr. D. S. Bhandarkar, M.B.B.S., the Lecturer of the Bombay Sanitary Association.
- (6) Arranging Magic Lantern and Cinema Lectures on general hygiene and sanitation to be delivered to the children, their parents or guardians and teachers.
- (7) Inspection of new premises for schools with a view to see that they are sanitary for school purposes.
- (8) Re-inspection in some schools for detecting cases of infectious diseases.
- (9) Submission of the Annual Sanitary Report of the condition of all school premises.
- (10) Vaccination Reports.

Free medicines worth about Rs. 300 were distributed to a limited number of needy and deserving poor children especially of the backward classes out of the small stock that was sanctioned by the Committee. Repeated demands have been made for the free supply of such medicines and if more medicines are supplied, the number of cures is sure to increase. Many of the parents or guardians were called to schools for explaining to them the benefits of immediate treatment. Many of them were interviewed at their residences also.

A number of deserving poor children were recommended for free spectacles and 81 out of them were supplied with spectacles free of charge. During the period under report, 142 schools were supplied with emergency outfits. There are increasing demands for such outfits from teachers who use the appliances as emergencies arise in schools. The Medical Inspectors and the Inspectress delivered 30 lectures on General Hygiene, Dental, Personal and Home Hygiene, Sanitation, etc., with the aid of Magic Lantern, Cinema, Models and Diagrams to the children, their parents or guardians and teachers.

About 32 new premises were inspected and reports about their suitability or otherwise were submitted. A few schools were inspected for suspected Diphtheria cases. A report of cases of Enlarged Spleen detected during the year 1930 was also sent to the Assistant Health Officer, Malaria Department.

33. The First Aid Certificate Classes have been started since 1927, for the benefit of the Municipal Marathi, Gujarati and Urdu Teachers; the Marathi First Aid Class could not be formed during the succeeding years for want of sufficient enrolment for the Class. The Home Nursing Class for Marathi Female Teachers was held for two years only and it had to be discontinued for similar reasons. Only the classes for Gujarati and Urdu Teachers were being held continuously with the addition of new Voucher and Medallion Classes. The Gujarati and Urdu Certificate, Voucher and Medallion Classes were conducted by Dr. V. J. Gidhchapwala and Dr. M. S. Kapadia the Medical Inspector and Assistant Medical Inspector, respectively.

Although the underlying object of these classes is very useful in respect of accidents in schools, yet, it is to be noted that very few teachers avail themselves of the facilities afforded to them by these classes. During the year under report, First Aid and Medallion Classes for Gujarati and Urdu Teachers which were opened last year were continued. The following statement will show the statistics of the First Aid Certificate, Voucher, Medallion and Home Nursing Classes conducted by the Medical Inspection Staff :—

Serial No.	Name of Lecturer.	Subject of Lecture.	Language in which Lecture was given.	No. of Lectures.	No. of teachers on roll.
1	Dr. V. J. Gidhchapwala	F. A. Certificate.. .. .	Gujarati	20	31
2	Dr. M. S. Kapadia	Do.	Urdu	19	21
3	Dr. V. J. Gidhchapwala	Voucher	Gujarati	20	9
4	Dr. M. S. Kapadia	Do.	Urdu	19	31
5	Dr. V. J. Gidhchapwala	Medallion	Gujarati	20	4
6	Dr. M. S. Kapadia	Do.	Urdu	19	18
*7	Dr. V. R. Bhoosrath	F. A. Certificate	Marathi
*8	Dr. V. R. Bhoosrath	Home Nursing	Do.
*9	Miss Tarabai R. Rajapurkar	Do.	Urdu

* For lack of enrolment, Class could not be formed.

34. Mention has been made in the last year's report of an experimental scheme of treatment of the affected children at some selected Hospitals in the City. The Committee definitely decided to try this scheme for a period of three months and negotiations were carried on with certain Hospitals and Dispensaries as to whether they would take up the work of treatment, free of cost. As a result of the negotiations, the following Hospitals acceded to the Committee's request for free treatment of the affected children and the services of the first five of them were availed of in the experiment :—

1. K.E.M. Hospital, Parel.
2. Bai Jerbai Wadia Hospital for Children, Parel.
3. Byramji Jeejibhoy Hospital for Children, Babula Tank Road.
4. Bai Yamunabai L. Nair Hospital.
5. The Ramwadi Free Eye Hospital.
6. Aimai Merwanji Chamarbagwala Ophthalmic Hospital.

Besides these five Hospitals, the services of the following four Municipal Dispensaries were utilised for treating some children in and near Kamatipura.

1. 8th Kamatipura Municipal Dispensary.
2. Municipal Dispensary at the Foras Road Junction.
3. Lingubai Anti-Tuberculosis League Dispensary, Foras Road.
4. Kamatipura Ophthalmic Dispensary.

Two localities were chosen for conducting the experiment—Parel and Kamatipura. The K.E.M. Hospital and Bai Jerbai Wadia Hospital were utilised for treating the children from Parel group of schools ; while the B. J. Children's Hospital and the Municipal Dispensaries were utilised for treating children in and near Kamatipura. The Nair Hospital treated some dental cases (100) from the Parel group of schools, the remaining dental cases being treated in our School Dental Clinics by Dr. S. M. Khambatta and Dr. Miss Jinnah. The Ramwadi Eye Hospital treated cases of eye diseases from some schools in Kalbadevi locality. The children in these schools were examined and selected for eye diseases only ; while those at the Parel and Kamatipura group of schools were examined for all diseases.

The Committee is extremely grateful to the authorities of these Hospitals and Dispensaries for their offer of co-operation and help which were given free of cost in most cases and in some at a nominal cost only.

The work of examining children in several schools selected for the purpose of the experiment was taken up by our Medical Officers in June. Doctors Miss Goolbai Doctor, Gidchapwala and Kapadia were in charge of the schools in Parel locality while Dr. Bhoosrath was in charge of the schools in the Kamatipura locality.

4,170 children in 37 schools were examined by the Medical Officers in the month of June. Out of these, 1,605 in twelve schools were girls in Parel locality, 3,149 in 25 schools were boys in the Parel and Kamatipura localities. For treatment at the Ramwadi Free Eye Hospital 2,074 children (1,011 boys and 1,063 girls) in the Kalbadevi group of schools were examined, solely with the object of selecting children suffering from eye diseases. Out of the 4,170 children examined for all diseases, 1,736 (561 girls and 1,165 boys) were found suffering from one or more diseases. This shows that roughly, 41 per cent. of the children examined were found suffering from one or more diseases. Intimations were sent to the parents informing them of the defects found in their children and they were requested to allow the Committee to give the necessary treatment free of cost to the children. The response to these intimations was not very encouraging to begin with ; but when the Headmasters and Headmistresses were asked to make special efforts to get replies from parents, 1,049 out of 1,736, *i.e.* about 60 per cent gave consent to the treatment, the remaining either preferred private treatment, expressed unwillingness to allow us to treat the children or did not care to reply at all. Out of these 1,049 children whose parents consented to the treatment, only 868 could actually attend the several treatment centres, the rest 281 did not turn up for the treatment for some reason or other. Thus the number of children who were treated at the different centres from the 1,736 children found defective

came to 868. This means that 50 per cent. of the children found defective in the original medical examination, actually came for treatment. When the treatment was actually begun, a number of children who were *not* subjected to the first medical examination, were subsequently selected for treatment for the Parel group of schools. This number came to 322 as shown in the accompanying statistical statements as 'extra' cases. The total number of children treated at all the Treatment Centres except at the Ramwadi Eye Hospital, thus came to 1,190 (433 girls and 757 boys). Out of these 1,190 children who came up for treatment 150 discontinued the treatment in the middle and only 1,040 got the full treatment which in some cases extended to about three months. Of these 1,040, 763 or nearly 74 per cent. got cured and the rest 26 per cent. were improved. Most of the cases in the latter group which are reported to have 'improved' under the treatment, were chronic cases and hence they required prolonged treatment for several months. Besides, some of these 'improved' cases were irregular in attendance at the treatment centres and hence they could not show the effects of full treatment.

Out of 258 children found suffering from eye disease from the Kalbadevi group of schools, only 99 cases obtained permission from parents for the treatment ; in 76 cases, the parents preferred private treatment; in 74 cases they did not consent to the treatment. Only in 9 cases the parents did not care to reply to the intimation cards at all. Out of 99 consented cases, 94 were actually treated, 54 got cured, 33 improved and 7 discontinued the treatment in the middle. In addition to these 94 children, 12 children from the Kamatipura group of schools were also treated at this Hospital and they all got cured. These cases required special hospital treatment and hence they were sent to the Ramwadi Free Eye Hospital where such treatment was available.

The several figures given above, are tabulated in the following statements :—

STATEMENT ' A '.

Locality.	No. of Schools examined.	No. of children examined.	No. of defective children (Intimations sent.)	No. of replies consenting for Municipal treatment.	No. of replies desiring private treatment.	No. of replies desiring no treatment.	No. of intimations not replied.	No. of children treated.	No. of extra children selected for treatment.	Total No. of children treated.	No. of Children.			
											Cured.	Improved	Who discontinued.	
Parel, (Girls)	12	1,021	561	341	97	82	41	316	117	433	271	97	65	
Parel, (Boys)	17	2,120	599	351	29	88	131	236	205	141	236	161	44	
Kamatipura, (Boys)	8	1,029	566	357	13	10	196	316	..	316	256	19	41	
Total ..	37	4,170	1,736	1,049	139	180	368	868	322	1,190	763	277	150	
<i>For the Ramwadi Free Eye Hospital. (For Eye Diseases only.)</i>														
Kalbadevi, (Girls)	5	1,063	208	72	59	74	3	67	..	67	37	27	3	
Kalbadevi, (Boys)	5	1,011	50	27	17	..	6	27	..	27	17	6	4	
Total ..	10	2,074	258	99	76	74	9	94	..	*94	54	33	7	

* In addition to this number, 12 more cases from the Kamatipura Group of Schools were treated here and they were all cured.

Out of the 1,190 children treated from the Parel and Kamatipura Group of Schools, 1,039 children (345 girls and 694 boys) suffered from one disease, 151 (74 girls and 57 boys) suffered from two diseases, and 20 (14 girls and 6 boys) suffered from three or more diseases. The total number of cases (not children) treated at all centres came to 1,499 out of which 1,018, i.e., 70 per cent. were cured, 250, i.e., 16 per cent. were 'improved' and the rest 215, i.e., 15 per cent. were cases which discontinued the treatment in the middle and hence their progress remained unascertained.

The following table marked ' B ' will show how the incidence of the diseases was distributed, where the cases were treated and also what the effect of the treatment was :—

STATEMENT 'B'.

Nature of Treatment.	Cases Treated.			Cases Cured.			Cases Improved.			Cases Discontinued.			Where Treated.	REMARKS.
	Boys.	Girls.	Total.	Boys.	Girls.	Total.	Boys.	Girls.	Total.	Boys.	Girls.	Total.		
Medical (General)	272	178	450	174	130	304	68	25	93	30	23	53	Bai Jerbai Wadia Hospital ..	Operations—One Hernia Case (boy) one for deformity of leg (girl) 3 girls and 1 boy admitted as indoor patients.
	44	..	44	28	..	28	9	..	9	7	..	7	8th Kamatipura Municipal Dispensary.	
	26	..	26	22	..	22	4	..	4	Foras Road Municipal Dispensary.	
	4	..	4	4	..	4	Lingubai A. T. L. Municipal Dispensary.	
*3 Cases of Skin Diseases treated as Medical	27	..	*27	20	..	20	3	..	3	4	..	4	Byramji J. Hospital	Operations—2 Tonsil Cases.
Total	373	178	551	248	130	378	80	25	105	45	23	68		
Aural (Ear, Nose and Throat)	28	98	126	6	16	22	3	21	24	19	61	80	K. E. M. Hospital	10 Tonsil and Adenoids Cases (girls).
	25	..	25	9	..	9	16	..	16	Byramji J. Hospital.	
Total	53	98	151	15	16	31	3	21	24	25	61	96		
Skin	52	30	82	19	12	31	26	15	41	7	3	10	K. E. M. Hospital.	
	15	..	15	9	..	9	6	..	6	8th Kamatipura Municipal Dispensary.	
	9	..	9	9	..	9	Foras Road Municipal Dispensary.	
Total	86	30	116	45	12	57	34	15	49	7	3	10		
Eye	56	60	116	37	31	68	13	22	35	6	7	13	K. E. M. Hospital	Glasses supplied to 28 boys and 24 girls. One case (boy) operated upon.
	25	..	25	11	..	11	4	..	4	10	..	10	Kamatipura O. M. D.	
	39	67	106	29	37	66	6	27	33	4	3	7	Ramwadi Free Eye Hospital ..	Glasses supplied to 18 boys and 11 girls.
Total	120	127	247	77	68	145	23	49	72	20	10	30		
Teeth	164	..	164	164	..	164	School Clinic—Dr. Khambatta.	
	34	136	170	34	136	170	School Clinic—Dr. Miss Jinnah.	
	66	34	100	65	34	99	1	..	1	Bai Yamunabai L. Nair Hospital.	
Total	264	170	434	263	170	433	1	..	1		
GRAND TOTAL	896	603	1,499	648	396	1,044	140	110	250	108	97	205		

The scheme was distinctly beneficial. From the report, it will be seen that out of nearly 2,300 children who were found suffering from some disease, nearly 1,300 children received treatment and out of these, 800 got cured and 300 were improved. Looking to the many imperfections of the system and the several difficulties that were in the way, this is not a small gain. The cures were more than 60 per cent. The difficulties such as those experienced in obtaining consent from the parents to the treatment of the affected children, in arranging for conveying children to the hospitals and bringing them back, in adjusting the time of treatment at the hospitals in order to avoid unnecessary detention of pupils and consequent loss of studies are, no doubt, impediments in making the scheme a success; but the Committee hope to overcome them by adopting suitable devices.

As a result of the experience gained in this Scheme, the Committee have further decided to provide for the treatment of all the affected children in the schools of F. and G. Wards at a suitable clinic during the official year 1931-1932 for which arrangements are already in progress.

35. The Schools Committee have been maintaining a Dental Clinic for School children since 1922. Dr. S. M. Khambatta, the part-time Dental Surgeon, visited in all 16 schools which required 107 visits during the year and inspected 1,574 children out of whom he treated 386 boys and 153 girls. The total number of operations performed came to 2,229 out of which 1,099 were extractions, 629 fillings, 72 nerve treatments, 144 abscess treatment and 285 general medicinal treatment. Dr. Miss F. Jinnah, the Assistant Dental Surgeon, resigned from 1st September 1930, and no new appointment in her place was made as the Committee decided to get some dental cases treated at the Bai Yamunabai Nair Hospital, mention of which has been made in the foregoing paragraphs.

The cases treated by Dr. S. M. Khambatta and Dr. Miss Jinnah were mostly those from the schools which were specially inspected by the Medical Inspectors and Inpectress in connection with the Medical Treatment Scheme.

There was on the whole an increased co-operation on the part of the parents and teachers and the Dental Clinic is becoming more and more popular every year.

V.—FINANCE.

36. The year under report opened with a balance of Rs. 2,94,021-0-1. The Budgetted Opening Balance for the year was 2,02,679-0-0 only and it was on the basis of this amount that the amount of Municipal Grant to the Schools Committee for the year 1930-1931, was fixed by the Corporation. The amount representing the difference between these two balances was paid into the General Municipal Fund in compliance with Corporation Resolution No. 7666 dated the 28th November 1929, thus leaving with the Schools Committee a balance of Rs. 2,02,679 only. The Corporation paid a grant of Rs. 29,71,790 from the General Municipal Fund and other Miscellaneous Receipts amounted to Rs. 39,639-4-7. The total amount at the disposal of the Schools Committee thus came to Rs. 32,14,108-4-7. Out of this amount, Rs. 30,68,579-10-1 were actually spent during the year, leaving a closing balance of Rs. 1,45,528-10-6. These figures together with those of the previous year are given below, side by side, for the sake of comparison :—

Year. (1)	Opening Balance. (2)	Municipal Grant. (3)	Other miscellaneous Receipts. (4)
	Rs. a. p.	Rs. a. p.	Rs. a. p.
1929-30	1,05,557 0 0	31,12,660 0 0	44,098 8 11
1930-31	2,02,679 0 0	29,71,790 0 0	39,639 4 7
	Total of Columns 2 to 4. (5)	Total expenditure. (6)	Closing Balance. (7)
	Rs. a. p.	Rs. a. p.	Rs. a. p.
1929-30	32,62,315 8 11	29,68,294 8 10	2,94,021 0 1
1930-31	32,14,108 4 7	30,68,579 10 1	1,45,528 10 6

From the above table, it will be seen that the total expenditure for the year was more than that for the previous year by about Rs. 1,00,285-1-3.

37. The following table which gives a comparative statement of the amounts of expenditure incurred on the several heads during the year under report and in the previous year will also give a detailed information as to where retrenchment could be effected and as to where increased expenditure could not be avoided in spite of the efforts made for retrenchment :—

Details of Increase and
Decrease in expenditure.

No.	Account Heads.	1929-1930.	1930-1931.	Increase over 1929-1930.	Decrease over 1929-1930.
	<i>A—Schools.</i>				
		Rs. a. p.	Rs. a. p.	Rs. a. p.	Rs. a. p.
1	Head Masters and Teachers	18,13,088 7 9	18,72,987 6 8	59,898 14 11
2	Servants	88,065 9 0	94,151 10 0	6,086 1 0
3	Rent of School premises	4,54,323 6 6	4,46,240 11 0	8,082 11 6
4	Class Books	140 10 0	5,079 15 3	4,939 5 3
5	School Furniture	5,196 6 6	24,457 15 0	19,261 8 6
6	Prizes	6,293 9 4	8,367 2 0	2,073 8 8
7	Stipends to students under training	6,001 0 0	3,670 12 0	2,330 4 0
8	Contingencies and Miscellaneous	1,04,018 0 5	1,12,171 12 7	8,153 12 2
9	Superintendents and their Establishments	70,660 9 5	74,453 4 2	3,792 10 9
10	Grants-in-Aid to Primary Schools	1,91,270 7 0	1,90,335 0 0	935 7 0
11	Teachers' Libraries and Museum	3,390 11 9	6,917 9 0	3,526 13 3
12	Medical Inspection	30,862 1 0	40,298 12 9	9,436 11 9
13	Superintendent, Aided Schools, and his Establishment	10,705 15 6	12,330 9 10	1,624 10 4
14	Census Department	22,363 2 0	25,059 14 7	2,696 12 7
15	Free Reading Rooms and Libraries	10,664 7 3	8,821 0 9	1,843 6 6
16	Pension Gratuity and Compassionate Allowances	44,340 5 0	32,038 15 0	12,301 6 0
17	Municipal Share towards Provident Fund	95,846 3 0	99,862 10 0	4,016 7 0
	<i>B—Buildings.</i>				
1	Repairs to Municipal Buildings	11,063 9 5	6,684 14 4	4,378 11 1
2	Petty Additions to Municipal School Buildings	4,649 11 2	4,649 11 2
	Net Total Increase, 1,00,285-1-3. Total Rs.	29,68,294 8 10	30,68,579 10 1	1,30,156 15 4	29,871 14 1

38. Every effort was made during the year under report to bring down the figure of expenditure per pupil to Rs. 50 as recommended by the Retrenchment and Reforms Enquiry Committee, in their report adopted under Corporation Resolution No. 3657, dated the 14th August 1930. It is gratifying to note that the efforts in this direction were to a great extent successful, as will be seen from the fact that the expenditure per pupil for the year 1930-31 came to Rs. 50.9 (*vide* Table on page 288). It was possible to achieve this result mainly on account of the large and rather sudden increase of over 4,000 in the number of pupils on rolls in Municipal Schools towards the end of the year under report. The following remark from the Administration Report for 1929-30 very clearly explains how the rise in the number of pupils helped to bring down the figure of cost per pupil :—

“The real key to economy and reduction of cost per pupil is to secure as many non-attending children as possible and to bring them under education as it is possible to educate two or three thousand children more with the same machinery and with little extra cost.”

No doubt the efforts of the Committee to keep down the figure of expenditure did also contribute to a certain extent to the rather unprecedented and substantial fall in the figure of expenditure per pupil during the year under report from Rs. 53.3 to Rs. 50.9 ; but this reduction in the figure of the expenditure per pupil could hardly have been possible had it not been for the big rise in the number of pupils and that too towards the end of the year. It is, therefore, necessary to state here that very probably it would not be possible to maintain the low cost per pupil reached this year, at the same level in the near future.

39. It will be seen from the columns in the preceding paragraph that while the increases amounted to over Rs. 1,30,000, the decreases totalled nearly Rs. 30,000, thus resulting in a net increase of over Rs. 1,00,000. The increase in expenditure on the heads (1) Headmasters and Teachers, (2) Servants, (3) Superintendents and their Establishment, (4) Superintendent, Aided Schools, and (5) Municipal Contribution towards Provident Fund, was mainly due to the annual increments. The increase in expenditure on other heads was due to different reasons as mentioned below :—

- (1) *Class Books*.—The reason for increase in expenditure was that practically no expenditure was incurred under the head in the previous year and consequently there was a great demand for Class Books from schools.
- (2) *School Furniture*.—The increase was due to the increase in the number of pupils and was particularly emphasised by the insignificant amount spent on the item in the previous year.
- (3) *Contingencies and Miscellaneous*.—The increase on this head was due to the purchase of some sewing machines for Girls' Schools and also to a liberal supply of slates, exercise books, etc. to poor children attending Municipal Schools.
- (4) *Teachers' Libraries and Museum*.—The increase in expenditure on this head was due to a large supply of new books to the Libraries.
- (5) *Medical Inspection*.—The increase in expenditure on this head was large owing to the steps taken during the year under report to give medical treatment to school-going children found suffering from diseases. (*Vide* para 34).
- (6) *Census Establishment*.—The increase on this head was partly due to annual increments due to the staff and partly due to the printing of Census Registers in full as required to be done once in three years under the Act.
- (7) *Petty Additions*.—The expenditure under this head constitutes the cost incurred for construction of care-taker's quarters attached to the Gilder Tank Market Building which is partially occupied by Municipal Schools and for the construction of a shed for a school at Dharavi.

40. It is necessary to note here the result of the vigorous efforts made by the Committee to secure reduction in the rents of school premises from the landlords of the respective premises. For nearly two years, the rents of premises in Bombay have been going down due to several well-known causes. In the years 1927-28 and 1929-30, efforts were made in that direction by the late Dewan Bahadur A. K. Pai and Mr. J. B. Boman-Behram, respectively, who were the then Chairmen of the Committee. The amounts of yearly reduction in the rents of School premises, that were secured through their efforts, were approximately Rs. 15,000 and Rs. 16,000 respectively. The Committee however felt that further reductions in rents of all hired premises could be secured and so in October 1930, they appointed a Sub-Committee to interview all landlords of school premises and to persuade them to agree to reduction in rents. As a result of the

strenuous efforts of the Sub-Committee appointed for the purpose, a total reduction of nearly Rs. 3,300 per mensem in the figure of rents of school premises, was secured with effect from 1st December 1930. The full effect of this reduction will, of course, be felt in the current year as it could be availed of only for a period of four months during the year under report.

41. The expenditure incurred on the Schools Committee's Head Office is charged to the General Municipal Fund and consequently it is not included in the details of the Income and Expenditure Account of the School Fund. Nevertheless it is an expenditure incurred in the interests of Primary Education and it is therefore necessary that mention should be made of it in this report. In the year 1930-31 the expenditure incurred on the Schools Committee's Head Office came to Rs. 59,449-3-0 as against Rs. 60,471-7-4 spent on the same item in the previous year.

42. The question of Government Grant towards Primary Education has not yet reached a satisfactory solution. The grant received from Government during the year 1930-31, was as follows :—

	Rs.
(a) Grant received for 1930-1931 for the extra expenditure on Primary Education on a voluntary basis	6,25,000
(b) Provisional Grant received for the year 1930-1931 for the extra expenditure on Primary Education	1,89,886
Total ..	8,14,886
(c) Amount of excess grant recovered from the Municipality for 1929-30	8,386
Net amount of grant paid by Government to the Municipality ..	8,06,500

In addition to the above amount, the Government also paid to the Municipality a grant of Rs. 8,767 on account of the expenditure incurred on the five Anglo-Vernacular Schools maintained by the Committee.

Thus the total amount of grant received from Government in the year under report, including the grant on the Anglo-Vernacular Schools, came to Rs. 8,15,267. The corresponding figures for the years 1929-1930 and 1928-1929 were Rs. 8,10,418 and Rs. 8,15,636 respectively.

It will not be out of place to mention here that the total amount of arrears of grant which the Municipality claim from Government is a very large one and runs over 26 lacs of Rupees. The claim is made up as follows :—

Year of Payment.	Contribution claimed from Government.	Contribution paid by Government.	Balance Outstanding.
	Rs. a. p.	Rs. a. p.	Rs. a. p.
1922-23	6,43,880 0 2	4,41,833 0 0	2,02,047 0 2
1923-24	7,68,979 15 4	4,41,000 0 0	3,27,979 15 4
1924-25	8,81,016 9 5	4,45,833 0 0	4,35,183 9 5
1925-26	8,25,954 12 2	5,86,088 0 0	2,39,916 12 2
1926-27	9,25,326 9 10	7,68,128 0 0	1,57,198 9 10
1927-28	11,56,887 9 6	8,84,731 0 0	2,72,156 9 6
1928-29	11,42,852 8 7	8,15,636 0 0	3,27,216 8 7
1929-30	11,78,704 10 6	8,10,418 0 0	3,68,288 10 6
1930-31	11,57,913 11 10	8,15,267 0 0	3,42,646 11 10
Total Rs. ..	86,81,516 7 4	60,08,884 0 0	26,72,632 7 4

A suit is pending in the High Court of Bombay with regard to the Municipal claim in this connection and it is likely that the same may come up for hearing very shortly.

43. The total number of pupils on rolls in Municipal Schools on 31st March 1931 was 56,093. The total expenditure incurred by the Schools Committee from the School Fund during the year 1930-1931 was Rs. 30,68,579-10-1. Subtracting from this the expenditure on Grants-in-Aid, Public Libraries and other Items * which do not form part of the expenditure on Municipal School Children, we get Rs. 28,57,092-15-6, as the net expenditure on Municipal School children. Dividing the figure by the total number of children on 31st March 1931, we obtain Rs. 50.9 as the figure of expenditure per head of pupil in the year 1930-1931. The average expenditure per pupil in the year 1929-1930 was Rs. 53.3.

It might also be stated here that the figure of average expenditure per pupil during the year under report is the lowest obtained since the year 1920-21. This bears out the fact that a policy of consistent and watchful economy was followed throughout the year under report and that all the avenues of possible retrenchment were explored.

44. It will not prove uninteresting to note how the figure of Rs. 50.9 was distributed under the main heads of expenditure. The following table will show the distribution:—

Head of expenditure.	Expenditure.	No. of pupils.	Expenditure per pupil.
	Rs. a. p.		Rs.
1. Pay of Teachers	18,72,987 6 8	56,093	33.4
2. Pay of Servants	94,151 10 0	56,093	1.7
3. Rent and Repairs	4,57,575 4 6	56,093	8.2
4. Furniture	24,457 15 0	56,093	0.4
5. Superintendents and their Establishment	74,453 4 2	56,093	1.3
6. Medical Inspection	40,298 12 9	56,093	0.7
7. Census	25,059 14 7	56,093	0.4
8. Pension and Provident Fund ..	1,31,901 9 0	56,093	2.3
9. Contingencies and Miscellaneous ..	1,36,207 2 10	56,093	2.5
Total Rs. ..	28,57,092 15 6	56,093	50.9

If we also take into account the expenditure on the Schools Committee's Head Office, in calculating the expenditure per pupil, the above figure of Rs. 50.9 will have to be increased to 51.9 as the expenditure per pupil on the Committee's Head Office, during the year under report was Re. 1.0.

* The following are the items which do not form part of the expenditure on Municipal School Children:—

	Rs. a. p.
Grant-in-Aid to Primary Schools	1,90,335 0 0
Superintendent, Aided Schools and his Establishment	12,330 9 10
Free Reading Rooms and Libraries	8,821 0 9

2,11,486 10 7

45. A statement showing the expenditure per pupil incurred by the Committee under the various heads every year, from 1925-26 to 1930-31, is given below to facilitate comparison :—

Item of expenditure.	Year 1925-26. Total expenditure, Rs. 23,77,648. No. of Pupils on Roll on 31-3-26, 43,063. Cost per pupil.	Year 1926-27. Total expenditure, Rs. 28,65,883. No. of Pupils on rolls on 31-3-27, 47,087. Cost per pupil.	Year 1927-28. Total expenditure, Rs. 28,05,149. No. of Pupils on rolls on 31-3-28, 50,249. Cost per pupil.	Year 1928-29. Total expenditure, Rs. 28,65,990. No. of Pupils on rolls on 31-3-29, 49,659. Cost per pupil.	Year 1929-30. Total expenditure, Rs. 28,16,125. No. of Pupils on rolls on 31-3-30, 51,710. Cost per pupil.	Year 1930-31. Total expenditure, Rs. 29,16,542-2-6. No. of Pupils on rolls on 31-3-31, 56,093. Cost per pupil.	Average Annual cost per pupil, during the table period from 1925-26 to 1930-1931. Cost per pupil.
	Rs. 55.2.	Rs. 60.9.	Rs. 55.7.	Rs. 58.0.	Rs. 54.5.	Rs. 51.9.	Rs. 56.0.
	Rs.	Rs.	Rs.	Rs.	Rs.	Rs.	Rs.
1. Pay of Teachers	35.9	35.3	35.3	37.5	35.1	33.4	35.5
2. Pay of Servants	1.5	1.6	1.6	1.7	1.7	1.7	1.6
3. Rent and Repairs	11.2	10.6	9.7	9.7	9.0	8.2	9.7
4. Furniture.. .. .	0.2	0.8	0.4	0.1	0.1	0.4	0.3
5. Superintendents and their Estts.	1.5	1.4	1.4	1.4	1.4	1.3	1.4
6. Medical Inspection	0.6	0.6	0.6	0.7	0.6	0.7	0.6
7. Census	0.5	0.6	0.5	0.5	0.4	0.4	0.5
8. Pension and Provident Fund ..	0.5	5.8	2.8	2.6	2.7	2.3	2.8
9. Contingencies and Miscellaneous	2.3	3.2	2.5	2.7	2.3	2.5	2.6
	54.2	59.9	54.8	56.9	53.3	50.9	55.0
Schools Committee's Office	1.0	1.0	0.9	1.1	1.2	1.0	1.0
Total Rs.	55.2	60.9	55.7	58.0	54.5	51.9	56.0

46. The figure of expenditure per pupil varied in the Marathi, Gujarati and Urdu Schools. Expenditure per pupil in the Marathi, Gujarati and Urdu Schools. The following statistics will illustrate this fact:—

Schools.	Expenditure for 1930-31 (As. & Pies excluded.)	No. of pupils on rolls on 31st March 1931.	Expenditure per pupil.
	Rs.	Rs.	Rs.
Marathi and Tamil Schools	16,73,205	34,708	48.2
Gujarati Schools	6,18,551	10,309	60.0
Urdu Schools	5,65,336	11,076	51.0
Total Rs.	28,57,092	56,093	50.9

A further sub-division of the total expenditure per pupil on several items of expenditure is given below:—

Heads of Expenditure.	Cost per pupil.		
	Marathi Schools.	Gujarati Schools.	Urdu Schools.
Pay of Teachers	31.6	40.6	32.5
Pay of Servants	1.5	2.0	1.9
Rent and Repairs	7.7	9.5	8.5
Furniture	0.4	0.6	0.4
Superintendents and their Establishment	1.3	1.3	1.3
Medical Inspection	0.7	0.7	0.7
Census	0.4	0.4	0.4
Pension and Provident Fund	2.3	2.3	2.3
Contingencies and Miscellaneous	2.3	2.6	3.0
	48.2	60.0	51.0

The figures of expenditure per head of pupil on the three sides for the year 1929-30 were as follows:—

	Rs.
(1) Marathi and Tamil Schools	51.0
(2) Gujarati Schools	55.9
(3) Urdu Schools	57.9

VI.—GENERAL PROGRESS.

47. The year under report was a year of steady progress throughout. A good many reforms in the direction of an efficient working of the department were considered and those introduced in the previous years were properly developed. It is proposed to give in the following paragraphs an account of the various activities and the work done by the Schools Committee.

48. The Boy Scout Movement in the Municipal Schools was vigorously continued during the year under report, in spite of the disturbed atmosphere in the City. Prof. V. G. Rao, B.A., LL.B. (Cantab), Bar-at-Law, O.A., J.P., and Mr. A. B. Vaidya, B.A., LL.B., Solicitor, held the appointments of District Commissioner and Assistant District Commissioner respectively. The following were the figures of the number of Scouts and Cubs on 31st March 1931 as compared with those on 31st March 1930:—

	No. at the end of 1929-1930.	No. at the end of 1930-1931.
Cub Packs	27	48
Cubs	720	1,043
Troops	39	44
Scouts	1,169	1,025
Scout and Cubmasters	59	92
Total No. of Scouts and Cubs	1,889	2,068
Total No. of Troops and Packs	66	92

It is satisfactory to note that in spite of the disturbed condition in the City the number of troops and packs increased by 26 and the total number of Scouts and Cubs by 179. The increase in the numbers was due to the fact that new troops and packs were started by newly trained teachers who have been working in an honorary capacity. Some important items of the activities of the Scout Movement are given below :—

- (1) The Scout Day (1st October) was celebrated under the Presidentship of the District Commissioner.
- (2) As usual, the Scouts and Scoutmasters rendered useful services to the organisers of the Baby Week Show which took place at Naigaum.
- (3) A Refreshing Camp for the Scoutmasters was held at Malad in December 1930.
- (4) A Training Camp for Patrol Leaders was held at Worli in January 1931.
- (5) Annual Sports for the Scouts and Cubs were arranged for the first time. In response to the appeals made by the Committee, the following ladies and gentlemen donated Silver Cups and Shields for being given to the winners in the Sports :—
 1. The late Lady Dorab Tata.
 2. Mr. Dwarkadas Tribhuvandas.
 3. Sir Byramjee Jeejeebhoy, Kt., (given later on, *i.e.* in August 1931).
 4. Mr. J. B. Bomon-Behram.
 5. Prof. V. G. Rao.
- (6) A display of Physical Exercises and Games was held on the 7th March 1931 under the Presidentship of Mr. A. R. Dalal, M.A., I.C.S., Municipal Commissioner. The object of the display was to show to the public the nature of the exercises and games which were most suited to the school children. A good number of Prizes and Cups were also distributed to the winners in the Scout Sports.
- (7) A Class for training Scouters in Lathi and Legim plays was conducted for some time.
- (8) Mass Drill was taught to various troops and packs.
- (9) About 57 teachers were trained as Scoutmasters at a Training Camp held at Ghatkopar in April 1930.
- (10) A large number of troops and packs went on excursions.
- (11) One Band Centre was arranged at Parel and a few more books were purchased for the Scout Library.

49. A further step towards the extension of the Girl Guide Movement was taken during the year under report. A class at the Gilder Tank School (Cadet Ranger Company Class) was conducted by the Girl Guide Organiser with a view to train more teachers as Guiders. The classes are conducted in such a way that teachers not knowing English can take advantage of the same. During the year under report, 17 teachers were trained and they are qualified to work as Captains and Lieutenants. All of them passed the Second Class Test. In addition to this, 14 teachers duly passed their Tenderfoot Test and they are enrolled as Guiders. The Guiders rendered useful services to the All-India Women's Educational and Social Reform Committee when the Local Constituent Conference was held in Bombay. In Primary Schools, it is very difficult to get a sufficient number of girls of the guide age for starting a Girl Guide Company, and even when a sufficient number of girls is available, they usually do not remain in schools for a long time. It is, therefore, easier and more advantageous to the girls to start Blue Bird Flocks. With this end in view, 11 Blue Bird Flocks were formed during the year under report. There were thus in all 11 companies and 13 flocks with 169 Blue Birds and 236 Guides. A few teachers were deputed to Training Camps held at Naini Tal, Hyderabad and Satara at the expense of the Committee. At present there are not sufficient teachers to conduct all the Municipal Companies and Flocks according to the rules of the Girl Guide Association. An attempt is, therefore, made to solve this difficulty through the Municipal Cadet Ranger Company by training a sufficient number of teachers. Although lady teachers are not paid any extra allowance for this work, still a large number of them have come forward to receive training in Guiding. In order to enable her to cope with the increasing work in Guiding, Mrs. Manoramabai Malandkar, who was working as a part-time Organiser, was relieved of her school work and was appointed as a full-time Organiser.

The Schools Committee's best thanks are due to the authorities of the Provincial Headquarters for the help rendered by them from time to time in training our Guiders and by giving all necessary advice on every occasion. Our thanks are also due to Mrs. Shuffi C. Tyabjee, the Municipal Girl Guide Commissioner, who at the sacrifice of her valuable time, has done so much for the expansion of the Guide Movement in the Municipal Schools.

50. During the year under report, Mr. A. A. Noorbhoy, Deputy Superintendent of Urdu Schools, and Mr. D. K. Ghanekar, Assistant Superintendent of the Visual Instruction Aided Schools, were in charge of the Visual Instruction Department. They gave 49 and 58 lectures respectively. One new reel of films was purchased during the year bringing the total number to 17. The work was carried on with the films and slides already in stock as well as with those kindly lent by the Government Deputy Educational Inspector for Visual Instruction. A set of new Lantern Slides on the History of the Water Supply and Drainage System of Bombay Island is being specially prepared by Mr. D. K. Ghanekar.

51. The Rahimtulla Currimbhoy Urdu Training Institute which prepares Moslem lady students for the V. F. and the Junior and Senior 1st Year Training Certificate Examinations, had a total number of 38 pupils distributed in three classes as follows :—

Vernacular Final Class	15
Junior First Year Class	15
Senior 1st Year Class	8

			Total	..	38

Fifteen students appeared for the V. F. Examination out of whom 11 came out successful. The Junior 1st Year Class was examined departmentally by the Headmaster of the Institute and 9 out of 11 candidates passed in the examination and the 2 who failed were promoted to the Senior Class after they had satisfied the Headmaster in a test examination paper after the vacation. The First Year Senior Class Examination was held by the Government Educational Department during April 1931. 8 students appeared for the examination and all of them passed. The Institution is progressing satisfactorily under the able guidance of Mr. M. H. Israeli, the Headmaster, who was confirmed in the post by the Committee after he had put in satisfactory work for a year. Miss Najibunnissa, the 1st Assistant of the Institute, was at her request granted permission by the Committee to acquire further training at Lucknow. The Committee have also sanctioned the payment of a monthly scholarship for her.

The Training Institute is meant for educating elderly girls of the Moslem Community and for supplying the want of Qualified and Trained Lady Teachers for the Municipal Urdu Girls' Schools. Owing to the peculiar conditions of Bombay, the Committee have not been getting Qualified lady teachers for their Girls' Schools and naturally they look upon this Institution as the only means whereby they can get the necessary number of Qualified lady teachers. The Committee, therefore, affords all possible encouragement to lady students desiring to study in this Institution. Even the Unqualified lady teachers of the department are deputed every year in batches to get themselves qualified by appearing for the V. F. Examination and the 1st Year Training Certificate Examination. By such means the Committee hope to reduce their staff of Unqualified teachers in the Urdu Girls' Schools.

52. During the year under report, there were in all 21 Handicraft Centres—17 in Boys' Schools and 4 in Girls' Schools, as against 19 of the previous year. The Girgaum Marathi Boys' School and the Imamwada Urdu School were newly equipped with the necessary apparatus and were made the Centres for Handicraft teaching. The teaching of Handicrafts mostly consists of * Carpentry, Woodwork, Sloyd, Paper folding, Paper and Card-board Modelling, Wire-work, Cane-work, Flower making, fancy Paper work, Fretwork, etc. Tailoring is being taught in the Naigaum Marathi Boys' School. A class for teaching the Art of Printing and Composing was started in the Foras Road School and the pupils of that school receive instruction in that Art. A class for clock-repairing has been started in the Girgaum Marathi Boys' School. There is an ever increasing demand for the teaching of Handicrafts which is greatly appreciated by the people. The four Handicrafts Centres in the Girls' Schools have proved successful and there is a demand from various Girls' Schools for the teaching of such subjects since they include instruction in useful craftwork.

53. The Furniture Workshop did its usual utility work. The Furniture Store and the Repairing Workshop serve a double purpose. All old and damaged furniture is got repaired and re-supplied to schools. Besides, the workmen manufacture some articles of furniture required for schools such as benches, stools, blackboards, boxes, etc. A number of articles required for the Carpentry Classes were prepared in the Store.

* It may be stated here that arrangements are in progress to prepare students for being sent up for the Carpentry Examination.

Mr. H. V. Kamat, Supervisor of Drawing and Handicrafts, who was also in charge of Furniture Repairing Workshop and the Store, proceeded on leave from 23rd January 1931 preparatory to retirement and the Committee appointed Mr. V. S. Joshi, the Senior-most Drawing and Manual Training Teacher, to be in charge of the Handicraft Centres, the Furniture Store and the Workshop. Mr. Kamat had put in a long and meritorious service of 26 years and it was mostly due to his assiduous labours that the teaching of Handicrafts was brought in the forefront and was rapidly extended to as many schools as it was possible to do. By Mr. Kamat's retirement, the Committee have lost an enthusiastic worker and a man possessing initiative and a high sense of duty.

54. The Committee have appointed one Local Committee, for each of the 7 Wards of the City, consisting of local residents, both males and females. All these Local Committees. Committees hold regular meetings almost every month at which suggestions from various Members for the improvement of the Municipal and Aided Schools and the teaching imparted therein are discussed and forwarded to the Schools Committee for consideration. One of the functions of these Committees, is to try to increase the number of attending children in the schools in their respective wards. In this connection, the B Ward Local Committee held meetings of the parents and guardians and started propaganda work in the direction of increasing the number of children and they have achieved good success. At the request of the Members of the Local Committees, a Conference of the Members of the Schools Committee and the representatives of each of the seven Local Committees was held in the month of February 1931 under the Chairmanship of Dr. J. V. Vora, Chairman of the Schools Committee, and a number of suggestions from the Local Committees were considered with a view to arrive at some decision on the several points raised by the Local Committees about the administration and control of the Municipal and Aided Schools. The Conference was successful in securing better understanding between the Schools Committee and the Local Ward Committees.

55. A novel step was taken during the year under report to improve the condition of Urdu Schools. It was the experience of the Committee that the Municipal Urdu Schools were much backward in efficiency as compared with the Marathi and Gujarati Schools. A Sub-Committee of the Schools Committee thoroughly considered this question and submitted an exhaustive report to the Schools Committee. One of the ways and means adopted to raise the tone of efficiency was the appointment of smaller School Local Committees whose business it was to look after a particular school and by constant visits, etc., to improve it in all respects. About a dozen Local Committees of this type were appointed in localities like Nagpada, Rangari Moholla, Temker Street, Nalbazar, etc. These Local Committees have been really doing very good work and the Schools Committee owe to them a debt of gratitude for their useful services.

56. A Census of all the school-going age children living in the Nagpada locality was organised with the help of the Nagpada School Local Committee. As a result of the Census it was found that out of about 1,860 school-going age children only 1,375 attended the schools. As a result of strenuous efforts on the part of the Local Committee Members and other leaders of the locality, the number of children attending the Nagpada School increased by about 100 in a couple of months.

57. No new Municipal-owned school building was constructed during the year under report. However, the work of constructing a semi-permanent building at Bhawanishankar Road, Dadar, and of constructing the Rahimtoola Currimbhoy School building at Nalbundki Wadi, Mahim, was actually taken in hand and the work of the former building was almost completed. The idea of constructing a school building on the Soparibaug Road plot had to be given up as the Municipal Corporation could not provide the necessary funds for its construction owing to financial stringency. It was therefore ultimately decided to surrender the plot to the City Improvement Trust from whom it was leased for a Municipal school building. With the improvement in the finances of the Corporation, it is hoped that the question of constructing a School building at Suparibaug will be considered.

The Schools Committee, under their Resolution No. 591 of 2nd December 1930, approved of the principle of entering into long leases with prospective landlords who were willing to construct school buildings suitable for housing Municipal Schools. The Corporation, under their Resolution No. 9848 of 12th March 1931, have expressed their approval in this matter. Specific cases where such leases are to be entered into will be now submitted for the sanction of the Corporation, in due course of time.

58. Mention has been made in the last year's report about the opening of a First Year Training Class for the untrained teachers of the Municipal Marathi Schools. The class is located in the premises of the Lamington Road School and started work from July 1930 ; about 35 teachers joined the Class. The teachers who joined the Class worked in the school for the first three hours, and attended the Class for the remaining 2½ hours. As the teachers get only 2½ hours for their studies, the course extends over a period of 2 years. The Training Class was inspected by the Government Deputy Educational Inspector and has been recognised by the Department. The teachers who attend the Class find it rather difficult to manage their studies as well as three hours' teaching work in the schools. But this course has to be resorted to in the absence of a full day Training College which would require a large establishment and consequently an amount of expenditure for its maintenance and equipment.

59. Under Resolution No. 3657 of 14th August 1930, the Corporation approved and adopted the Report of the Retrenchment and Reforms Enquiry Committee, appointed to scrutinise the expenditure of the various Municipal Departments. The Corporation on the recommendations of that Committee laid down the following grades of salaries for new recruits to teachers' posts :—

Unqualified, i.e. non.-V. F.	30-1-40.
“ Qualified ” Teachers,	Grade abolished as classes for training teachers have been closed.
Vernacular Final,	35-1-55.
1st Year Trained,	50-1-60-2-70.
2nd Year Trained,	60-2-100-3-130. (Selection Bar at 100).
3rd Year Trained,	70-3-130.

The effect to the above grades has been given in the case of teachers appointed from the date of the passing of the Resolution of the Corporation. The grades and salaries of all the teachers who were and are already in the employ of the Schools Committee, were not touched at all. It has been further laid down in the case of those untrained teachers who were on the permanent establishment of the Committee on 31st March 1931, that they will be paid a graded salary of Rs. 55-1½-85 (instead of the grade of Rs. 50-1-70) in case they obtain the 1st Year Training Examination Certificate in future.

60. The Conferences for the Gujarati male and female teachers were held in the month of December 1930. Mr. Vithalrai M. Mehta, M.A., LL.B., the Director of Public Instruction, Bhavnagar State, was invited to preside over the deliberations of the Conference. An exhibition of Handwork articles prepared by pupils and educational appliances prepared by teachers was also arranged as usual. The Conference for the Gujarati Girls' Schools teachers was held in the same month along with the Exhibition of handwork of the students. It was conducted under the Presidency of Mrs. Kusumgaori Desai, B.A. Problems relating to education were discussed, in theory and practice, before the assembled teachers. The exhibition proved a huge success. The Committee owes its thanks to both the worthy Presidents for their assistance in the cause of education.

61. The Municipal Schools are almost all located in rented buildings which are generally without compounds. The children cannot therefore get advantage of open air games. The Committee have however taken advantage of the open plots of land which are reserved as public recreation grounds. Though the Committee are unfortunate in not having playgrounds for their school buildings, they have kept up the practice of holding Annual Sports for separate departments and final competitions for all. A number of schools took part in the Sports which were held in the month of December 1930. The Prize Distribution Ceremony could not however be held till the month of April 1931.

62. Our Free Reading Rooms and Libraries are fairly popular. There are at present three Libraries for the Municipal Teachers of the three sides and eight Free Reading Rooms and Libraries for the public including (1) the Haji Ismail Haji Yusuf Khatri Free Reading Room and Library and (2) the Free Reading Room and Library for Ladies which has a circulating Library for Mahomedan ladies attached to it.

63. During the year under report, the Committee tried for the first time the experiment of imparting only three hours' instruction to the Infant Standards of all the Municipal Schools excepting those of the Urdu Girls' Schools. Under this experiment, the Infant Class pupils received instruction for three hours only from 10-30 A. M. (B. T.) and were dismissed at 1-30 P. M. (B. T.) A review

of the experiment was taken after it was tried for about nine months and it has been decided to continue the experiment for a further period of one year. As a result of this experiment, a large number of teachers who were relieved in the afternoon were sent to the classes specially started for them in Drawing, Drill, Music, Handwork, Sewing and Hindi. These classes were started with a view to train the ordinary teachers in the special subjects mentioned above with a view to utilise their knowledge in those subjects for teaching the subjects in their respective classes. The special classes thus started have proved very beneficial to the teachers who were not able to teach the special subjects to their classes. Both the male and female teachers have shown a keen interest in taking the special training and it is hoped that the further continuation of this training will bring on much more improvement in the direction of an all-round education that will be imparted hereafter in the Municipal Schools.

64. Upon the success of the experiment of the three hours' teaching in the lower standards, depends the success of the Shift System. The Committee had contemplated to start holding the Infant Classes by shifts last year in some schools in F and G Wards only. But owing to the political unrest and consequent disturbed conditions that prevailed in the City almost throughout the major part of the year under report, it was thought advisable not to launch the scheme at a time which was most unfavourable for carrying out successfully such a radical experiment.

The experiment of three hours' teaching now imparted to children of Infant Classes in the Municipal Primary Schools is being keenly watched by the Committee, with a view to ascertain as to how far it could meet with the general approval of the public. It is felt that there are yet some difficulties to be overcome and the Committee hope that by the end of the year 1931-1932, they will be able to form a correct idea of the success or otherwise of the experiment. If it is proved to the satisfaction of the Committee that the experiment of three hours' teaching to the Infant Standard children is really a success, they will take steps to introduce the Shift System in their schools as early as possible. Opinion is greatly divided at present regarding the success of the scheme as it is tried at several places both in this Presidency and outside. Unless therefore great caution is exercised, in introducing the system in our schools, failure will be more certain than success and a reform which will have a far-reaching effect on the future of Primary Education in the City, will have to be abandoned if it is introduced without properly gauging the difficulties that are lying in its way.

65. A Sub-Committee of the whole Schools Committee considered at length the question of imparting Compulsory Physical Education in the Municipal Schools. A Committee of the Corporation had been appointed to suggest ways and means to introduce Compulsory Physical training in all the Municipal Schools in the year 1928. The Sub-Committee of the Schools Committee held consultations with several Physical Education Experts in the City and prepared for submission to the Committee a curriculum of Drill exercises and games for the children of the Municipal Schools. The Secretary was deputed by the Committee to interview Professor Manikrao of Baroda in this connection. He approved of the curriculum in general and made certain suggestions which the Committee have incorporated in the Scheme. It is also proposed to train the ordinary teachers in those games and exercises so that they can impart their knowledge to their own classes. The Schools Committee are very much handicapped in making the training compulsory firstly, on account of the lack of spacious rooms in the school premises which are rented by the Committee as well as compounds and open spaces adjoining the school premises and secondly because of a welltrained staff required for the purpose. The Committee had therefore to confine themselves to such drill exercises and games, etc., which can be mostly taught in class rooms and which could be easily learnt by the ordinary teachers after a short period of training.

66. There was a general feeling for some years past that the standard of efficiency in the Municipal Urdu Schools, was low in comparison with that in the Marathi and Gujarati Schools and the Committee had therefore referred the whole question for consideration and report to the School Instruction and Discipline Sub-Committee. The Sub-Committee after a careful study of the situation reported that the Urdu Schools were generally backward in point of discipline, quality and quantity of instruction, regular attendance on the part of the pupils and neatness and tidiness. The Sub-Committee ascribed these results mainly to the apathy of the guardians and parents of the pupils and the inefficiency of the untrained teachers. In order to improve the situation the Sub-Committee suggested a number of remedies mainly consisting of (1) propaganda work amongst parents and guardians with the help of Local Committees, (2) offering inducements to pupils by way of scholarships, etc., (3) organising educational functions such as exhibitions, prize distributions, etc., (4) improving the calibre of the teaching staff. All these remedies were given effect to during the year under report and a vigorous policy of an all-round improvement in the Urdu Schools has been initiated, with the result that in a few years, the

Urdu Schools are expected to attain a satisfactory condition and to stand a comparison with the Marathi or Gujarati Schools.

As a step to improve the efficiency in the instruction imparted in the Urdu Schools, special classes were conducted by the Urdu Superintending Officers to coach the non V. F. teachers with a view to improve their standard and it is gratifying to note that a number of non V. F. Teachers took advantage of the classes, appeared for the V. F. Examination and got themselves qualified.

67. Side by side with the efforts made for a general and all-round improvement of the Urdu Schools, a step in a new direction was taken in the year under report, by the introduction of the teaching of English in the Urdu Girls' Schools. Three Moslem lady teachers with English qualifications were engaged for the purpose and they have been asked to teach English in the higher classes of the Urdu Girls' Schools. They are teaching in about 15 schools and with the addition of three or four more of such teachers, we should be able to make arrangements for teaching English in all Urdu Girls' Schools.

68. In the Chapter on Finance, a reference has been made to the total amount saved during the year under report on the rent of Municipal School premises. In that connection it is necessary to record here the Committee's very grateful thanks to its worthy and painstaking Chairman, Dr. J. V. Vora, who with the help and co-operation of his colleagues, Mr. J. B. Bomon-Behram, Mr. M. M. Killedar and Prof. V. G. Rao, interviewed all the landlords of Municipal School premises, at much loss of time and personal convenience and ultimately prevailed upon most of them to give substantial reduction in the rents of their respective premises, to the extent already mentioned.

69. The Committee in the year under report sanctioned various grants for the purpose of equipping with books the Libraries for pupils started in Schools. This scheme was adopted with a view that the children might be enabled to read some interesting books on general information during their leisure hours. It is hoped that these Libraries would turn out to be of good help to school children.

VII.—THE STAFF.

70. There were a few changes in the staff of the Superintendents and their Assistants during the year under report. Mr. A. R. Bhaiji, Superintendent, Urdu Schools, proceeded on leave preparatory to retirement from 6th October 1930 and in his place was appointed Mr. A. A. Noorbhoy, B.A., Deputy Superintendent. Mr. Mahomed Umer, m.a., Supervisor of the Aided Schools, was appointed to act as Deputy Superintendent vice Mr. Noorbhoy and Mr. Noormahomed Shaikh Munir, Headmaster, Islampura Urdu School (the Seniormost Headmaster on the Urdu Side), was appointed to act as Supervisor of the Aided Schools. Mr. Bhaiji retired with effect from 1st April 1931 and the acting arrangements made are still continuing. Mr. H. V. Kamat, Supervisor of Drawing and Handicraft, having completed 55 years of age also retired but was granted 6 months' leave from 23rd January 1931 as a special case before his retirement. The Committee appointed Mr. V. S. Joshi, the Senior Drawing and Handicraft Teacher, to act for Mr. Kamat but as a retrenchment measure, the post of Supervisor carrying with it the grade of Rs. 130-10-180 was abolished by the Committee and Mr. Joshi who was appointed to succeed Mr. Kamat is given a duty allowance of Rs. 25 p. m. in addition to his salary.

Both Mr. Bhaiji and Mr. Kamat had rendered long and meritorious services to the Committee and the Committee have already placed on record the valuable services rendered by both the Officers. By the retirement of these two veteran Officers, the Committee have been deprived of their valuable help and advice in the administrative line.

There was no change in the staff of the Medical Inspectors and Inspectress except that Dr. V. R. Bhoosrath who was acting as Medical Inspector vice Dr. G. V. Kher, was confirmed as Medical Inspector from 22nd November 1930, the post of Dr. V. R. Bhoosrath being kept vacant as before, pending the reorganisation of the Medical Inspection Department.

71. During the year under report, the Committee considered the question of locating all their offices under one roof at a central place for facilitating administrative work and for reducing the duplication of clerical and other work which was going on, owing to the location of the different offices of the Superintendents and Medical Inspectors at different places. The location of all offices in one building was calculated to increase the efficiency of work in addition to a reduction in the establishment charges. The Committee, therefore, represented to the Corporation that if the Gilder Tank Market Building was not required for the market purposes, the same should be handed over to the Schools Committee for the location of their offices and the Corporation have acceded to the Committee's request.

72. The following table gives the number of visits paid by the Superintendents and their Inspection and staff to the schools under their charge :—
Supervision.

Name of Officer.	Designation.	No. of visits paid.	REMARKS.
1. Mr N. G. Limaye, B.A., L.T.	Supdt., Marathi Schools	304	
2. „ G. M. Vaidya, M.A., S.T.C.	Asstt. Supdt., Marathi Schools	380	
3. „ S. B. Pendurkar	Supervisor, Marathi Schools	376	
4. „ L. G. Girme	Do.	400	
5. „ N. G. Sambhus	Do.	360	
6. Mrs. Shantabai Kashalkar, B.A.	Asstt. Lady Supdt., Marathi Schools ..	237	
7. Miss Pachuben Khote, B.A.	Supervisor, Marathi Schools	315	
8. Mr. H. G. Anjaria, M.A., LL.B.	Superintendent, Gujarati Schools ..	214	Was on leave from 22nd April 1930 to 21st May 1930 and again from 2nd February 1931 to 1st May 1931.
9. „ Naranlal M. Bhatt	Supervisor, Gujarati Schools	272	
10. Miss S. Dallas, M.A.	Asstt. Lady Supdt., Gujarati Schools ..	371	Was in charge of the duties of the Superintendent, Gujarati Schools twice during the period Mr. H.G. Anjaria was on leave.
11. Mr. A. R. Bhajji, B.A.	Superintendent, Urdu Schools	103	Proceeded on leave preparatory to retirement from 6th October 1930 and retired from 31st March 1931.
12. „ A. Noorbhoy, B.A.	Deputy Superintendent, Urdu Schools ..	368	Acted as Superintendent, Urdu Schools, from 6th October 1930.
13. „ Mahomed Umer, M.A.	Ag. Dy. Superintendent, Urdu Schools..	291	Was appointed as Acting Deputy Superintendent from 7th October 1930.
14. Mrs. Fatma Begum	Asstt. Lady Supdt., Urdu Schools	651	
15. Mr. C. L. Bakshi, B.A., L.T.	Superintendent, Aided Schools	244	On P. L. from 28th April 1930 to 2nd June 1930.
16. „ D. K. Ghanekar, B.A., L.T.	Asstt. Supdt., Aided Schools	183	On P. L. from 12th December 1930 to 20th December 1930.
17. „ Mahomed Umer, M.A.	Supervisor, Aided Schools	221	Transferred to act as Deputy Superintendent of the Urdu Schools from 7th October 1930.
18. „ Noormahomed Shaikh Munir ..	Acting Supervisor, Aided Schools	189	Was appointed to act as Supervisor of the Aided Schools from 15th December 1930.
19. „ H. V. Kamat	Supervisor of Drawing and Handicraft..	..	Proceeded on leave preparatory to retirement from 23rd January 1931.
20. „ V. S. Joshi	Incharge of Handicraft Classes and the Store.	..	Appointed in place of Mr. H. V. Kamat from 23rd January 1931.

73. The total number of ordinary teachers remained the same as that of the last year as no additional teachers were either appointed or confirmed and no new posts were created owing to the fact that the Committee have adopted new rules for the distribution of teachers according to the number of pupils and their attendance in each school. According to the recommendations of the Retrenchment and Reforms Committee of the Corporation which scrutinised the expenditure of the Committee in details, the Committee were required to *maintain* a staff of *permanent* teachers at the rate of 1 teacher for 30 pupils on rolls and in addition to this number, a floating staff equal to 10 per cent. of the permanent staff. In order to adjust the whole staff of teachers in conformity with the Committee's new Readjustment Rules and the decision of the Corporation on the Retrenchment and Reforms Committee's recommendations about maintaining a particular number of teachers only, the Committee thought it advisable not to make any new appointments or fill any post permanently with the result that the total number of teachers remained the same. It would, therefore, be seen that the Committee exercised a strict watch in the item of expenditure on Teachers' salaries.

At the end of the year, there were on the rolls 56,093 pupils. The following table gives the number of teachers :—

Statement showing the number of Teachers actually working in the Department on 31st March 1931.

Side.	Total No. of posts of Teachers on 31-3-1931.				Total No. of Teachers actually working on 31-3-1931.			
	Permanent.	Temporary, Provisional or Probationary.	Vacant due to death, resignation, retirement or forfeiture.	Total.	Permanent.	Temporary, Provisional or Probationary.	On vacant posts.	Total.
Marathi Boys' Schools	708	62	31	801	708	62	31	801
Marathi Girls'	276	33	..	309	276	33	..	309
Gujarati Boys' Schools and Classes.	206	7	21	234	206	7	21	234
Gujarati Girls' Schools	124	..	12	136	124	..	12	136
Urdu Boys'	228	..	50	278	228	..	50	278
Urdu Girls'	94	..	26	120	94	..	26	120
Tamil Schools	8	4	1	13	8	4	1	13
				1,891				1,891

SERVANTS OF INDIA SOCIETY
 BRANCH LIBRARY
 BOMBAY

Percentage of Trained Teachers.—Marathi Boys' Schools 45.3

..	Girls'	..	66.0
..	Gujarati Boys'	..	60.6
..	Girls'	..	78.0
..	Urdu Boys'	..	44.2
..	Girls'	..	16.6
..	in all the schools taken together.	..	51.1

Number of Teachers on 31st March 1931.

Side.	Trained.			Untrained.			Total.		
	Males.	Females.	Total.	Males.	Females.	Total.	Males.	Females.	Total.
Marathi	363	205	568	438	104	542	801	309	1,110
Gujarati	142	107	249	92	29	121	234	136	370
Urdu	123	20	143	155	100	255	278	120	398
Tamil	13	..	13	13	..	13
Total	628	332	960	698	233	931	1,326	565	1,891

Classification of Teachers as they stood on 31st March 1931, according to their qualifications, is given below :—

Qualifications.	Marathi Schools.		Gujarati Schools.		Urdu Schools.		Tamil Schools.		Total Schools.	
	Males.	Females.	Males.	Females.	Males.	Females.	Males.	Females.	Males.	Females.
3rd Year Trained	100	98	49	64	37	1	186	163
2nd " "	135	54	45	11	37	1	217	66
1st " "	128	53	48	32	40	18	225	108
Total Trained	363	205	142	107	123	20	628	332
" Qualified" (including Qualified and V. F.)	108	40	20	..	42	15	179	55
Vernacular Finals	315	25	32	6	66	15	413	46
Non-Vernacular Finals	8	35	21	22	40	70	60	127
Other Tamil, Untrained, etc.	13	..	13	..
Total Untrained	431	100	82	28	148	100	13	..	674	228
Graduates	4	4	..
Matrics	3	..	10	..	7	20	..
Other English qualified	4	..	1	5
Total English Qualified	7	4	10	1	7	24	5
GRAND TOTAL	801	309	234	136	278	120	13	..	1,326	565
									GRAND TOTAL	1,891

The above tables will show that there was a fair percentage of Trained Teachers in the Municipal Schools, except on the Urdu Girls' Side.

Special Teachers.

74. The number of Special Teachers and their classification is given in the following table :—

Subject.	Marathi and Tamil Schools.		Gujarati Schools.		Urdu Schools.		Total.		
	Boys'	Girls'	Boys'	Girls'	Boys'	Girls'	Boys'	Girls'	
Drawing and Manual Training or Handicraft	11	5	7*	3	7	2	25	10	
Drill and Scouting or Guiding	10	5	6	3	6	3	22	11	
Music	3½	8	2	5½	5½	13½	
Telugu, Music	1	1	..	
Sewing and Knitting	18	1	8	..	9½	1	34½	
Koran Teaching	1	1†	4	4	1	5	
Hindi	1	(He also works part-time in Gujarati Schools).				1	..
Weaving	½	..	½	..	
Montessorie	1	..	1	2	
Telegu	1	1	..	
English Teachers	8	2*	6	2	14	
Total	27½	45	19	26½	13½	18½	60	90	
							Grand Total 150.		

* 1 post is vacant.

† Post is vacant.

75. The total number of peons, hamals, call-peons, etc., employed in the Schools was 328 on 31st March 1931.

The total staff under the Schools Committee on 31st March 1931 was therefore as follows :—

	No. of persons.
The Secretary	1
Office Superintendent and the Superintendent of Accounts ..	2
The Superintending Staff	16
The Supervisor of Drawing and Handicrafts	1
The Medical Inspection Staff	5
The Dental Officers (Part-time)	2
The Junior Census Officer	1
The Scout Organiser	1
Headmaster, R. C. Training Institute, and Assistants	3
Lady Librarian of the Ladies' Library	1
Haji Ismail Haji Yusuf Khatri Library Staff	1
Staff of the Furniture Store	2
Clerical staff of the Secretary's Office	25
Peons of the Secretary's Office	9

	No. of persons.
Clerical staff of the Offices of the Superintendents, Medical Inspectors, Census Department, etc.	31
Peons	34
The Staff in Schools :—	
Teachers (Ordinary)	1,891
„ (Special)	150
Peons, Hamals, Call-boys, Custodians, Malis, etc.	328
Grand Total	2,504

76. There were 15 cases of deaths of school teachers and menials and they were due mostly to fevers, pneumonia and other diseases. 23 teachers retired during the year; most of the teachers who were dead or retired had put in a long and faithful service and some of them had risen to be heads of schools.

In conclusion, it would not be out of place to mention the valuable work done by the Committee's Office staff, the Superintending and Medical Inspection Staff, the Census Office, the Supervisor of Drawing and Handicrafts, the Scout and Guide Organisers, the Dental Officers and the teachers both ordinary and special. The Committee appreciate very much the co-operation of the Executive in matters of administration which were brought before them from time to time.

THE SCHOOLS COMMITTEE'S OFFICE,

Bombay, 19th August 1931.

R. V. PARULEKAR,

Secretary, Schools Committee.

APPENDIX.—A.

Statement of Income and Expenditure of the "School Fund" for the year 1930-1931.

RECEIPTS.			EXPENDITURE.		
	Rs. a. p.	Rs. a. p.	A.—Schools.	Rs. a. p.	
1. Balance on 1st April 1930	2,94,021 0 1		1. Headmasters and Teachers	18,72,987 6 8	
<i>Less—Amount sent to the Municipal Commissioner, as per Corporation Resolution No. 7666 of 28th November 1929..</i>	<i>91,342 0 1</i>	2,02,679 0 0	2. Servants	94,151 10 0	
2. Fees from Municipal Schools		13,570 12 0	3. Rent of School Premises	4,46,240 11 0	
3. Contribution from General Municipal Fund		29,71,790 0 0	4. Class Books	5,079 15 3	
4. Government Grant-in-Aid towards Buildings	5. School Furniture	24,457 15 0	
5. Interest on Trust and Endowment Funds and Deposits.. .. .		6,955 2 7	6. Prizes	8,367 2 0	
6. Miscellaneous Receipts		909 1 0	7. Contingencies and Miscellaneous—	Rs. a. p.	
7. Pension Fund Subscription from the Employees		18,204 5 0	A. Scholarships in Schools	5,192 11 0	
			B. Visual Instruction	2,314 0 3	
			C. Boy Scout and Girl Guide Movement in Municipal Schools	7,955 9 3	
			D. Municipal Sports Week	1,368 2 3	
			E. Miscellaneous Accounts	95,341 5 10	
			8. Stipends to teachers under training	1,12,171 12 7	
			9. Superintendents and their Establishment	3,670 12 0	
			10. Grant-in-Aid to Primary Schools	74,453 4 2	
			11. Teachers' Library and Museum	1,80,335 0 0	
			12. Medical Inspection	6,917 9 0	
			13. Superintendent, Aided Schools and Establishment	40,298 12 9	
			14. Census Establishment	12,330 9 10	
			15. Free Reading Rooms and Libraries—	25,059 14 7	
			A. Public Reading Rooms	Rs. a. p.	
			B. Library for Ladies	5,320 9 0	
			16. Pension, Gratuity and Compassionate Allowance	3,500 7 9	
			17. Municipal Contribution towards Provident Fund	8,821 0 9	
				32,038 15 0	
			B.—Buildings.	99,862 10 0	
			1. Repairs to Municipal Schools Buildings	6,684 14 4	
			2. Petty additions to Municipal Schools Buildings	4,649 11 2	
			Balance on 31st March 1931	1,45,528 10 6	
Total Rs. ..		32,14,108 4 7	Total Rs. ..	32,14,108 4 7	

S. M. PALEKAR,
Superintendent of Accounts.

R. V. PARULEKAR,
Secretary, Schools Committee.

APPENDIX—B.

Balance Sheet of the "School Fund" for the year 1930-1931.

ASSETS.			LIABILITIES.		
	Rs.	Rs. a. p.	Rs. s. p.	Rs. l. p.	Rs. s. p.
Imperial Bank of India, Government, etc. Paper Deposit Account.					9,156 16 8
1. Trust Fund Investment Securities—					3,484 4 0
3½ per cent. Government Loan (1842-48)	37,800				
3½ per cent. Government Loan (1954-55)	3,200				
3½ per cent. Government Loan (1900-01)	13,000				
3½ per cent. Government Loan (1865)	1,000				
3 per cent. Government Loan (1879)	1,000	55,500	0	0	623 8 0
5 per cent. Indian War Loan (1929-47)	2,900				
5 per cent. Tax Free Loan (1945-55)	22,800	25,200	0	0	
6 per cent. 10 Years' Bonds (1932)		12,200	0	0	
6½ per cent. Bombay Development Loan (1935)		900	0	0	
4 per cent. Bombay Municipal 2½ Lacs Loan (1943)	1,000				
4 per cent. Bombay Municipal 70 Lacs Loan (1974)	29,000	30,000	0	0	
6 per cent. Bombay Municipal 160 Lacs Loan (1954)		35,000	0	0	
4 per cent. Port Trust Bonds		26,500	0	0	
1 Share of the Ahmedabad Commercial Mill Co., Ltd.	1,000	1,000	0	0	
Face value ..		1,86,300	0	0	1,86,300 0 0
2. Surplus Cash Investment Securities—					
3½ per cent. Government Loan (1900-01)	5,000				
3½ per cent. Government Loan (1842-48)	8,200	11,200	0	0	10,801 0 0
At Face value ..		1,97,500	0	0	1,97,101 0 0
Chief Accountant, Bombay Municipality, (Deposit re: Provident Fund Investment)			11,23,589	0	11
Bank Deposits—					
With Central Bank of India, Ltd.		68,800	0	0	
With Eastern Bank, Ltd.		50,000	0	0	
			1,18,800	0	0
Deposit Account					8,156 16 8
Unclaimed Wages Deposit Account					3,484 4 0
Harkishondas Brijlal Prize Fund—					
Principal				600 0 0	
Interest				23 8 0	623 8 0
Dr. Blaney Prize Fund—					
Principal				1,300 0 0	
Interest				66 12 0	1,366 12 0
Madhavdas Raghunathdas Prize Fund—					
Principal				500 0 0	
Interest				17 8 0	517 8 0
Jivore Lallubhai Scholarship and Prize Fund—					
Principal				3,000 0 0	
Interest				110 0 0	3,110 0 0
Rachubai S. Bengali Prize Fund—					
Principal				1,200 0 0	
Interest				51 14 0	1,251 14 0
Lady Hardinge Prize Fund—					
Principal				1,600 0 0	
Interest				83 12 0	1,683 12 0
E. S. Taki Scholarship and Prize Fund—					
Principal				1,100 0 0	
Interest				56 4 0	1,156 4 0
War Loan Prize Fund—					
Principal				3,800 0 0	
Interest				198 4 0	3,998 4 0
Bambhabai Laldas Prabhudas Scholarship and Endowment Fund—					
Principal				10,000 0 0	
Interest				150 0 0	10,150 0 0
Parmanand Raja Endowment Fund					13,800 0 0
Vallihal Vallabhdas Endowment Fund					29,000 0 0
Nagardas Raghunathdas Scholarship and Endowment Fund—					
Principal				28,000 0 0	
Interest				150 0 0	28,150 0 0
Navalbal Raghunathdas Scholarship Fund—					
Principal				2,800 0 0	
Interest				189 1 7	2,989 1 7
Madhavdas Borkar Priss School Endowment Fund					27,500 0 0

Advances—

(a) To Officials—	Rs. s. p.
Secretary, Schools Committee	130 0 0
Superintendent, Marathi Schools	65 0 0
„ Gujarati Schools	40 0 0
„ Urdu Schools	40 0 0
„ Aided Schools	40 0 0
Deputy Superintendent, Urdu Schools (For Cinema) ..	20 0 0
Special Attendance Officer	30 0 0
Headmaster, E. C. Trg. Institute	25 0 0
Supervisor, Drawing and Handicrafts	15 0 0
Lady Librarian	10 0 0
Headmaster, Foras Road Marathi School (for Manual Training Class)	20 0 0
Scout Organiser	10 0 0
Girl Guide Organiser	10 0 0
Headmaster, Teachers' Training Class	10 0 0
Headmaster, Naigaum Road Marathi School for Tailoring Class	10 0 0
	475 0 0
(b) Advances to Head Teachers—	
Marathi Schools	1,553 0 0
Gujarati Schools	642 0 0
Urdu Schools	733 0 0
	2,928 0 0
	3,408 0 0
Bank and Cash Balances—	
Balance at Bank	2,47,325 3 7
In the Office Treasury	581 14 5
	2,47,907 18 2
	2,47,907 2 0
Total Rs. ..	16,90,750 2 11

S. M. PALEKAR,
Superintendent of Accounts.

N. G. Wellinkar Scholarship and Prize Fund—		
Principal	1,100 0 0	
Interest	45 14 0	
Jairajbhai Peorbhai Girls' School Trust Fund	1,145 14 0
Thakker Peraj Padamal Lohana Kanyashala Prize and Endowment Fund—		2,300 0 0
Principal	8,000 0 0	
Interest	80 0 0	
Parvatibai Dwarkadas Prize Fund—		8,030 0 0
Principal	200 0 0	
Interest	12 0 0	
Bahimtulla Currimbhoy Primary School Trust Fund—		212 0 0
Principal	1,00,000 0 0	
Interest	18,800 0 0	
Golden Jubilee of the S. S. Bengali Girls' School Trust Fund—		1,18,800 0 0
Principal	5,000 0 0	
Interest	288 15 0	
Dwarkadas Tribhuvandas Garba Party Lahani Prize Fund—		5,288 15 0
Principal	2,300 0 0	
Interest	149 8 0	
Ratansi Mulji Scholarship and Endowment Fund—		2,049 8 0
Principal	10,000 0 0	
Interest	150 0 0	
Manakbai Ratansi Prize Fund—		10,150 0 0
Principal	1,000 0 0	
Interest	39 8 0	
Dwarkadas Tribhuvandas Prize Fund—		1,039 8 0
Principal	2,500 0 0	
Interest	142 7 2	
Bahimtulla Currimbhoy Training Institute for Women Scholarship Fund—		2,642 7 2
Principal	18,000 0 0	
Interest	3,082 9 1	
Padmabai Qurane Sheriff School Trust Fund	21,082 9 1
Jeshtaram Premji Gujarati School Trust Fund	6,500 0 0
Bai Gulabai Haribhai Shah Prize Fund—		9,100 0 0
Principal	900 0 0	
Interest	67 8 11	
Cash Deposits from Contractors	067 8 11
Provident Fund Account—		2,600 0 0
Contributory Provident Fund	12,46,050 2 5	
Non-Contributory Provident Fund	4,547 1 0	
Less—Advances to Subscribers	Rs. 26,561 0 0	12,50,597 3 5
Insurance Premium out of Provident Fund	4,265 6 0	
	30,826 6 0	
Income Tax	12,19,770 13 5
Excess of Receipts over Expenditure to 31st March 1931	5 7 0
	1,45,528 10 6
Total Rs. ..	16,90,750 2 11	16,90,750 2 11

R. V. PARULEKAR,
Secretary, Schools Committee.

APPENDIX—C.

The number of pupils in Municipal and Aided Schools according to their races was as under :—

Race.	1929-1930.			1930-1931.		
	Municipal.	Aided.	Total.	Municipal.	Aided.	Total.
Jews	324	497	821	301	569	870
Europeans and Eurasians	3	..	3	6	..	6
Portuguese and Indian Christians	542	428	970	572	447	1,019
Hindus	39,145	7,330	46,475	41,022	6,487	47,509
Mahomedans	9,790	6,519	16,309	11,630	6,192	17,822
Budhists	2	2	..	5	5
Parsis	313	3,811	4,124	261	3,953	4,214
Sikhs and Others	1,019	1	1,020	1,399	573	1,972
Jains	574	..	574	902	..	902
Total	51,710	18,538	70,298	56,093	18,226	74,319

THE SCHOOLS COMMITTEE'S OFFICE,
Bombay, 20th August 1931.

R. V. PARULEKAR,
Secretary, Schools Committee.

APPENDIX—D.
THE PROGRESS OF PRIMARY EDUCATION IN BOMBAY.

A.—Under the Joint Schools Committee.

Year.	No. of Schools.	Increase or decrease as compared with previous year.	No. of pupils.	Increase or decrease as compared with previous year.	Expenditure on salaries of teachers and servants.	Expenditure on rent.	Total expenditure including miscellaneous expenditure.	Increase or decrease as compared with previous year.
					Rs.	Rs.	Rs.	Rs.
*1890-91	62	6,134	45,000	19,000	81,861
†1908-09	102	+ 40	10,314	+ 4,180	1,35,931 (Approximately).	58,422	1,54,888	+ 73,027

* Being the first year of the Joint Schools Committee.

† Being the last year.

B.—Under the (Municipal) Schools Committee from year to year.

1910-11	127	+ 13	13,255	+ 1,696	3,30,890	+ 42,688
1911-12	142	+ 15	15,861	+ 2,606	1,84,249	76,560	3,38,263	+ 7,373
1912-13	160	+ 18	16,746	+ 885	3,78,088	+ 39,825
1913-14	174	+ 14	18,846	+ 2,100	2,31,086	1,02,701	4,37,815	+ 59,727
1914-15	179	+ 5	18,046	— 800	2,52,901	1,14,618	4,77,963	+ 40,148
1915-16	183	+ 4	21,669	+ 3,623	2,65,460	1,20,192	5,02,173	+ 24,210
1916-17	195	+ 12	23,987	+ 2,318	3,05,155	1,32,913	5,68,398	+ 66,225
1917-18	211	+ 16	28,377	+ 4,390	3,87,829	1,63,197	6,95,243	+ 1,26,845
1918-19	233	+ 22	26,832	— 1,545	4,77,007	1,99,796	8,53,437	+ 1,58,194
1919-20	250	+ 17	28,228	+ 1,396	8,62,026	2,15,809	12,87,211	+ 4,33,774
1920-21	273	+ 23	32,211	+ 3,983	11,01,110	2,37,086	15,86,294	+ 2,99,083
1921-22	298	+ 25	35,062	+ 2,851	12,97,036	2,72,465	19,63,573	+ 3,77,279
1922-23	334	+ 36	36,840	+ 1,778	14,92,310	3,56,536	22,23,892	+ 2,60,319
1923-24	333	— 1	39,987	+ 3,147	16,11,058	4,14,703	24,38,974	+ 2,15,082
1924-25	337	+ 4	37,816	— 2,171	16,08,063	4,08,386	23,46,550	— 92,624
1925-26	343	+ 6	43,063	+ 5,257	16,08,745	4,67,961	25,44,099	+ 1,97,549
1926-27	345	+ 2	47,087	+ 4,024	17,38,553	4,91,356	30,33,991	+ 4,89,892
1927-28	344	— 1	50,249	+ 3,162	18,55,332	4,74,854	29,50,599	— 83,391
1928-29	341	— 3	49,659	— 590	19,46,727	4,76,459	30,12,213	+ 61,614
1929-30	326	— 15	51,710	+ 2,051	19,01,154	4,64,323	29,68,294	— 43,919
1930-31	330	+ 4	56,093	+ 4,383	19,67,139	4,46,241	30,68,579	+ 1,00,285

THE SCHOOLS COMMITTEE'S OFFICE,
Bombay, 20th August 1931.

R. V. PARULEKAR,
Secretary, Schools Committee.

APPENDIX—E.

Table showing the grades of salaries of the employees under the Schools Committee, as in force on the 31st March 1931.

Kind of employees.	Scale of salaries.	REMARKS.
<i>Superintending Staff.</i>		
	Rs.	
Superintendents	300-20-400 + 50 C.A.	
Medical Inspectors	270-10-380 + 50 "	
Assistant Lady Superintendents	220-10-270 + 50 "	
Assistant Superintendents	220-10-270 + 40 "	
Deputy Superintendents	180-10-220 + 40 "	
Assistant Medical Inspectors	180-10-220 + 40 "	
Supervisors and Junior Census Officer	130-10-180 + 30 "	
Assistant Medical Inspector with qualifications lower than L.M. & S.	95-5-120 + 40 "	
Head Clerks	150-5-190	
Clerks	60-5-150	
<i>Teachers.</i>		
Graduates	100-5-150	For new recruits, 75-5-150. (Grades for new recruits from 14th August 1930 as per Corporation Resolution No. 3657 of 14th August 1930).
Graduates with S. T. C. Diploma	125-5-175	
3rd Year Trained, Drill, Drawing, Music and Matriculated English Lady Teachers.	70-4-150	Drawing teachers appointed from January 1926 are to get the grade of Rs. 60-3-120.
2nd Year Trained and Sewing Teachers and non-Matriculated English Lady Teachers.	60-3-120	Sewing Mistresses to be appointed newly are to get the grade of Rs. 45- $\frac{1}{2}$ -75 p. m.
1st Year Trained	55-2-95	
Qualified	55-1 $\frac{1}{2}$ -85	
Untrained { V. F. passed	40-1-65	
{ Unpassed	30-1-45	
<i>Lower Service.</i>		
Peons in Office	22- $\frac{1}{2}$ -27	
Peons and Hamals (in Schools)	20-1-27	

N.B.—For all new recruits to be engaged from 14th August 1930, new grades are to be given as mentioned in para 58 of the report.

THE SCHOOLS COMMITTEE'S OFFICE,
Bombay, 20th August 1931.

R. V. PARULEKAR,
Secretary, Schools Committee.

Appendix F.

STATEMENT showing the New Schools opened during the last five years and their progress.

Name of School.	The year when it was opened and the number of pupils on roll at the end of that year and the succeeding years.				
	1926-27.	1927-28.	1928-29.	1929-30.	1930-31.
<i>Marathi Schools.</i>					
South Shivdi Boys'	110	135	103	135	149
Vadala Village Boys'	18	Opened and closed in the year 1926-27.
Parel Bhoiwada Cross Road Boys'	256	276	309	219	244
Towley Girls'	27	34	61	62	58
Dharavi Girls'	77	62	60	69	130
Tank Bunder Girls'	54	90	85	120	116
Worli Koliwada Girls'	54	75	78	81	99
Dadar Stable Boys'	39	38	24. Closed for want of sufficient attendance.	..
Love Grove Pumping Station Boys'	42	42	40	40
DeLisle Road Night	30	30	30	30
Golanji Hill Girls'	103	73	83	129
Lalbaug Girls'	79	80	95	150
Matunga Station Road Girls'	107	128	146	170
Lady Jamshetji Road Girls'	Dadar Kumbharwada Girls' School was split into two schools in September 1930	368
Thakurdwar Branch in Zaoba's Oart	149
<i>Gujarati Schools.</i>					
Dana Bunder Boys'	60	62	27	27. Closed on account of poor attendance.	..
Gamdevi Boys'	77	125	158	181	241
Chandanwadi Boys' (Princess Street)	39	47	56	50	75
Jacob Circle Boys'	68	74	78	50	77
Kamatipura Bazar Road Boys'	66	80	80	104	92
Fort Boys'	75	75	55	84	113
Sion Class	22	18	21	36
Ghodapdeo Class	33	21
New Nagpada Class	24	35
DeLisle Road Class	60	55
Worli Class	20
<i>Urdu Schools.</i>					
Padmabai Koran Sharif Boys'	101	105	102	115
Antop Hill Class	22	25
Naigsum Class	40	86
Bhawanishankar Road Class	41	37
Ambewady Class	46
Wanjewady Class	86
Worli (B. D. D. Chawla) Class	55
Love Lane Class	15
Monnt Road Class..	70
<i>Tamil Schools.</i>					
Matunga Boys'	26	63	64	80	124
Dadar Malayalam	60	84	68	101	115

THE SCHOOLS COMMITTEE'S OFFICE,

Bombay, 6th September 1931.

R. V. PARULEKAR,

Secretary, Schools Committee.

SCHOOLS COMMITTEE'S ADMINISTRATION REPORT

FOR

1930-31.

Appendix G.—(1).

List of the Bombay Municipal Schools.

PRIMARY SCHOOLS IN BOMBAY

Annexed to Report

Serial No.	Description.	Name of the School.	Locality.	No. of Pupils on roll on 31st March 1931.			Average attend- ance.	No. of Teachers.		
				Boys.	Girls.	Total.		Males.	Females.	Total.
WARD										
1	Marathi ..	Colaba Boys' School ..	Colaba Causeway ..	323	72	395	314	14	..	14
2	" ..	Colaba Night School ..	Do. ..	30	..	30	19	2	..	2
3	" ..	Fort Boys' School ..	Frere Road, Kumtla Street ..	188	20	214	152	8	..	8
4	" ..	Crawford Market Boys' School ..	Faltnan Road, Sitaram Building ..	78	12	90	81	5	..	5
5	" ..	Lord Harris Boys' School ..	Municipal Building, near Gokuldas Tejpal Hospital, Carnao Road.	280	..	280	213	10	..	10
6	" ..	Lord Harris Girls' School ..	Do. do.	127	127	107	..	4	4
1	Gujarati ..	Fort Boys' School ..	Old Modikhana, Fort ..	86	27	113	70	4	..	4
2	" ..	Bambhabai Girls' School ..	Manordas Street, Fort ..	20	41	70	68	..	3	3
1	Urdu ..	Colaba Boys' School ..	Colaba Causeway ..	82	5	87	57	3	..	3
2	" ..	Fort School ..	Old Modikhana Road ..	60	41	101	70	3	3	6
WARD										
1	Marathi ..	Madhavrao Bokde Boys' School ..	Municipal Building, Mandvi ..	255	..	255	176	6	..	6
2	" ..	Chinch Bunder Boys' School ..	Sherif Mansion, Sandhurst Road, Bombay No. 9.	148	17	165	130	5	..	5
3	" ..	Nutan Dongri Boys' School ..	Eastern Jail Road, opp. Noor Garden.	234	57	291	230	11	..	11
4	" ..	Dongri A. V. Boys' School ..	Municipal Bldg., near Baboola Tank.	194	..	194	128	13	..	13
5	" ..	Mandvi Girls' School ..	Municipal Building, Mandvi	105	105	74	..	4	4
6	" ..	Dongri Girls' School ..	Do. near Baboola Tank	185	185	90	..	5	5
1	Gujarati ..	Barbhai Moholla Boys' School ..	Barbhai Moholla ..	49	1	50	30	3	..	3
2	" ..	Bhendri Bazar Boys' School ..	Bhendri Bazar ..	72	16	88	65	3	..	3
3	" ..	Mandvi Boys' School ..	Mandvi Koliwada ..	32	..	32	22	2	..	2
4	" ..	Walpakhandi Boys' School ..	Mazgaon Road ..	153	53	206	118	5	..	5
5	" ..	J. P. Girls' School ..	Sandhurst Road ..	65	36	101	69	..	3	3
6	" ..	Mandvi Girls' School ..	Near Carnac Bridge	90	90	43	..	3	3
7	" ..	Musjid Bunder Girls' School ..	Musjid Bunder Road ..	11	62	73	48	..	3	3
8	" ..	Nagdevi Girls' School ..	Nagdevi Street ..	15	129	144	99	..	5	5
9	" ..	Peraji Padamsi Girls' School ..	Samuel Street	207	207	227	..	9	9
1	Urdu ..	Bengalipura Boys' School ..	Carnac Road ..	102	..	102	60	4	..	4
2	" ..	Imamwada Boys' School ..	Jail Road ..	170	..	170	127	7	..	7
3	" ..	Jafarbai Bahintoola School ..	Sandhurst Road ..	212	..	212	168	9	..	9
4	" ..	Khoja Moholla Boys' School ..	Khoja Moholla, Tantanpura Street.	200	..	200	140	5	..	5
5	" ..	Kolsa Moholla Boys' School ..	Kolsa Moholla, Pydhowan Road ..	57	..	57	56	2	..	2
6	" ..	Nishanpada Boys' School ..	Nishanpada Road ..	67	55	122	82	3	1	4

WITH DETAILS—MUNICIPAL SCHOOLS.
for 1930-1931.

Annual Expenditure for the year 1930-31.					Average Expenditure per head.	Result of the IV Standard Certificate Examination.		
Teachers' salaries.	Pay of other servants.	Rent, if any.	Contin. agencies.	Total.		Appeared.	Passed.	Percentage of passed pupils.
A.								
Rs. 11,400	Rs. 582	Rs. 1,812	Rs. 108	Rs. 13,908	Rs. 30	22	21	95
492	92	584	10
8,040	282	1,380	111	9,813	46	9	9	100
4,602	282	1,200	66	6,150	68
9,048	708	Municipal Building.	171	9,927	36	40	40
5,022	282	Do.	72	5,376	42	11	9	82
1,284	240	1,200	57	2,781	24	8	5	62
1,665	241	1,200	60	3,107	44
2,643	668	128	3,434	30	6	5	83.3
378	281	2,220	78	2,957	7
B.								
7,660	450	Municipal Building.	159	8,469	34	27	27	100
4,968	1,800	154	6,922	92	9	9	100
9,154	294	3,404	135	11,987	41	28	28	100
14,556	1,038	Municipal Building.	262	15,856	81	14	6	43
3,660	324	Do.	82	4,066	30	6	6	100
5,288	288	Do.	91	5,665	42	14	14	100
3,480	912	125	4,517	90
2,928	120	1,480	126	4,654	52	9	9	100
2,941	99	3,040	96
2,657	298	71	3,026	15	13	11	84
3,179	579	1,920	66	5,744	56	6	6	100
2,480	305	60	2,796	31
2,957	257	1,200	60	4,475	61	1	1	100
3,594	292	2,000	72	5,959	41	5	5	100
10,286	518	3,760	95	14,660	72	9	8
4,565	1,092	125	5,782	56	4	4	100
6,045	121	6,160	38	16	14	87
9,043	278	90	9,411	44	10	9	90
4,014	240	1,820	101	6,175	30	12	10	83
3,955	1,184	127	5,210	91
3,033	1,560	1,320	66	6,459	52

Serial No.	Description.	Name of the School	Locality.	Number of Pupils on Roll on 31st March 1931.			Average attendance.	Number of Teachers		
				Boys.	Girls.	Total.		Males.	Females.	Total.
WARD										
7	Urdu ..	Padmabai Boys' School	Chuckla Street ..	77	38	115	95	3	1	4
8	" ..	Rangari Moholla Boys' School.	Sarang Street ..	108	..	108	86	4	..	4
9	" ..	Bengalipura Girls' School	Carnac Road	102	102	83	..	3	3
10	" ..	Chhatrī Sarang Girls' School	Chhatrī Sarang, Nishanpada Road.	..	120	120	85	1	3	9
11	" ..	Khoja Moholla Girls' School	Khoja Moholla, Fydown Road ..	14	78	92	53	..	3	3
12	" ..	Kolsa Moholla Girls' School	Kolsa Moholla, Fydown Road	130	130	92	..	4	4
13	" ..	Memonwada Girls' School	Sandhurst Road	200	200	124	..	9	9
14	" ..	Rangari Moholla Girls' School.	Sarang Street	108	108	64	..	4	4
WARD										
1	Marathi ..	Dhobitalno Boys' School	Naka of Queen's Road and Princess Street, Bombay No. 2.	71	27	98	60	3	..	3
2	" ..	Kalbadevi Boys' School	Angre's Wada, Kalbadevi Road, Bombay No. 2.	116	..	116	88	4	..	4
3	" ..	Naviwadi Boys' School	Dady Aglary Lane, Fanaswadi Naka, Bombay No. 2.	400	26	426	310	15	..	15
4	" ..	Thakurdwar Boys' School	Near Thakurdwar Post Office, Girgaum Road, Bombay No. 2.	516	59	575	437	18	..	18
5	" ..	Suttar Lane Boys' School	Suttar Lane, Khetwadi Street, Bombay No. 4.	133	18	151	118	6	..	6
6	" ..	Nalbazar Boys' School	Near Crown Cinema, Bhana Baiji's, Bombay No. 4.	103	19	122	116	6	..	6
7	" ..	Farmanand Raja Boys' School	2nd Lane Durga Devi, Kumbharwada, Bombay No. 4.	183	..	183	121	7	..	7
8	" ..	Kalbadevi Girls' School	Angre's Wada, Kalbadevi Road, Bombay No. 2.	..	81	81	50	..	3	3
9	" ..	Naviwadi Girls' School	Naviwadi, Fanaswadi, Bombay No. 2.	17	291	308	305	..	10	10
10	" ..	Thakurdwar Girls' School	Near Thakurdwar Post Office, Girgaum Road, Bombay No. 2.	..	368	368	271	..	13	13
11	" ..	Suttar Lane Girls' School	Suttar Lane, Khetwadi Street, Bombay No. 4.	5	123	128	97	..	4	4
12	" ..	Durga Devi Girls' School	Opposite to Northbrook Garden, Durga Devi, Bombay No. 4.	18	178	196	119	..	6	6
13	" ..	Durga Devi Night School	191, Kumbharwada, Durga Devi, Bombay No. 4.	35	..	35	..	2	..	2
1	Gujarati ..	Bhuleshwar A. V. School	Above Bhuleshwar Market ..	530	..	530	381	22	..	22
2	" ..	Budhivardhak Boys' School	Kalbadevi Road ..	254	..	254	187	11	..	11
3	" ..	C. P. Tank Boys' School	Thakurdwar Road ..	216	..	216	146	9	..	9
4	" ..	Jestaram Premaji A. V. School.	Durga Devi Street ..	169	..	169	136	7	..	7
5	" ..	Kapad Bazar Boys' School	Shaikh Memon Street ..	243	..	243	212	10	..	10
6	" ..	Lord Harri's Boys' School	Princess Street ..	292	..	292	219	13	..	13
7	" ..	Nagaridas R. Boys' School	Cavel, Gaiwadi ..	331	..	331	255	13	..	13
8	" ..	Nalbazar Boys' School	Bhandari Street ..	288	..	288	203	11	..	11
9	" ..	Princess Street Boys' School	Princess Street ..	59	16	75	41	2	..	2
10	" ..	Kamathipura No. 1 Boys' School.	Kamathipura 3rd Lane ..	150	20	170	108	7	..	7
11	" ..	Mazagnon Boys' School	Matharpakhadi ..	50	18	77	46	3	..	3
12	" ..	Bhuleshwar Girls' School	Over Bhuleshwar Market	230	230	170	..	7	7
13	" ..	Bhuleshwar L. P. Girls' School.	Bhuleshwar Street	188	188	74	..	3	3

Annual Expenditure for the year 1980-81,					Average Expenditure per head.	Result of the IV Standard Certificate Examination.		
Teachers' salaries.	Pay of other servants.	Rent, if any.	Contingencies.	Total.		Appeared.	Passed.	Percentage of passed pupils.
B—contd.								
Rs.	Rs.	Rs.	Rs.	Rs.	Rs.			
2,363	820	480	72	3,765	32
2,775	1,200	126	4,001	87	2	2	100
3,108	240	66	3,414	34
6,749	252	1,080	71	8,150	64	4	4	100
1,599	1,032	1,200	66	3,897	42
1,843	251	2,159	4,251	32
4,370	596	5,466	27
1,736	394	1,200	64	3,294	30
C.								
2,118	294	1,476	56	2,944	30
4,458	1,200	162	5,820	50	13	12	92
12,510	546	3,396	153	16,605	39	54	53	100
16,290	564	8,280	340	25,474	44	77	64	83
6,072	294	1,740	78	8,184	66	18	18	100
7,896	240	2,760	118	11,014	60	19	17	89
8,280	252	1,680	88	10,285	56	15	10	65
2,664	812	1,200	78	4,249	52	4	4	100
12,750	576	3,600	129	17,055	55	27	27	100
16,600	642	Boys' School.	208	16,450	45	36	34	99
3,840	276	972	69	5,167	39	5	5	100
7,372	282	1,488	88	9,730	49	3	2	66
528	90	618	18
26,616	881	222	27,720	62	79	74	93
15,995	240	3,654	121	20,010	78	39	37	95
9,126	308	1,617	73	11,119	51	39	35	89
7,774	270	2,160	96	10,300	60	20	18	90
13,533	275	2,800	92	16,700	69	52	52	100
13,861	586	3,960	150	18,557	63	25	25	100
13,504	295	3,000	132	17,531	53	51	34	94
11,052	519	126	11,697	40	28	24	85
2,413	930	106	3,449	46
4,454	324	1,650	90	6,518	38	9	6	66
2,669	78	102	3,552	46	4
11,332	592	128	12,058	52	27	27	100
2,593	235	1,620	60	4,528	38

Serial No.	Description.	Name of the School.	Locality.	No. of Pupils on roll on 31st March 1931.			Average attendance.	No. of Teachers.			
				Boys.	Girls.	Total.		Males.	Females.	Total.	
WARD											
14	Gujarati ..	C. P. Tank Girls' School	Kumbhartukda	140	140	83	..	4	4	
15	" ..	Jestaram Premji Girls' School.	Durga Devi Road	109	109	77	..	4	4	
16	" ..	Kalbadevi Gulabhai Girls' School.	Kalbadevi Road	436	436	326	..	17	17	
17	" ..	Kapad Bazar Girls' School	Naka of Ganesh Wadi	205	205	118	..	6	6	
18	" ..	Kika Street Girls' School	Gulawadi	176	176	69	..	7	7	
19	" ..	Nalbasar Girls' School	Nalbasar	230	230	151	..	7	7	
20	" ..	Princess Street Girls' School	Princess Street	168	168	1,351	..	6	6	
21	" ..	Yalhai Girls' School	Dady Seth Agairi Lane	429	429	302	1	14	15	
1	Urdu ..	All Umar Street Boys' School.	All Umar Street	27	23	50	36	2	2	
	" ..	Ghogari Mohalla Boys' School.	Ghogari Mohalla, Musjid Street	60	..	60	43	3	3	
3	" ..	Ialampura Boys' School	Ialampura, Khetwadi Main Road	97	..	97	70	3	3	
4	" ..	Khara Talao Boys' School	Khara Talao, Khoja Street	130	..	130	96	11	11	
5	" ..	Mutton Street Boys' School	Mutton Street	140	..	140	105	4	4	
6	" ..	Nal Bazar Boys' School	Nal Bazar Road	162	..	162	113	5	5	
7	" ..	Nisampura Boys' School	Nisampura, Musjid Lane	196	..	196	180	8	8	
8	" ..	Princess Street Boys' School	Princess Street	80	..	80	58	3	3	
9	" ..	Chimna Butcher Street Girls' School.	Chimna Butcher Street	153	153	119	..	5	5
10	" ..	Ghogari Mohalla Girls' School.	Ghogari Mohalla, Musjid Street	85	85	62	..	3	3
11	" ..	Ialampura Girls' School	Ialampura, Khetwadi Main Road	57	57	75	..	2	2
12	" ..	Khara Talao Girls' School	Khara Talao, Khoja Street	88	88	40	..	2	2
13	" ..	Nal Bazar Girls' School	Nal Bazar Road	125	125	82	1	6	7
14	" ..	Nisampura Girls' School	Nisampura, Musjid Lane	178	178	74	1	9	10
15	" ..	Princess Street Girls' School	Princess Street	72	72	58	..	2	2
WARD											
1	Marathi ..	South Girgaon Boys' School	Jitkar's Wadi, Thakurdwar Street, Post Kalbadevi.	..	374	..	374	265	13	18	
2	" ..	South Girgaon Girls' School	Do. do.	326	326	265	..	12	12
3	" ..	Angre Wadi Boys' School	Angre Wadi, Girgaum Back Road..	..	218	6	219	180	7	7	
4	" ..	Angre Wadi Girls' School	Balaji House, Girgaum Back Road	18	314	327	260	..	10	10
5	" ..	Kandewadi Boys' School	Shenvi Ally, Kandewadi	237	24	311	312	11	11	
6	" ..	Kandewadi Girls' School	Deculkar's House, Shenvi Ally, Kandewadi.	..	18	268	281	209	..	11	11
7	" ..	Khetwadi A. V. Boys' School	1st Khetwadi Lane, Bombay No. 4	261	3	264	223	14	14	
8	" ..	Mughbhat Boys' School	Near Mughbhat Naka, Bombay No. 4	253	..	253	207	11	11	
9	" ..	Mughbhat Girls' School	Patil House, Mughbhat Cross Lane..	..	2	225	227	181	..	7	7
10	" ..	Girgaon Boys' School	1st Khetwadi Naka, Girgaum Road, Bombay No. 4.	..	536	..	536	438	21	21	

Annual Expenditure for the year-1930-31.					Average Expenditure per head.	Result of the IV Standard Certificate Examination.		
Teachers' salaries.	Pay of other servants.	Rent, if any.	Contingencies.	Total.		Appeared.	Passed.	Percentage of passed pupils.
C—contd.								
Rs.	Rs.	Rs.	Rs.	Rs.	Rs.			
4,539	354	1,101	117	6,112	43	7	7	100
3,331	306	1,140	66	4,844	44	2	2	100
16,665	899	4,671	248	22,485	51	30	30	100
7,467	261	3,000	104	10,813	52	16	13	81
9,574	588	3,240	125	13,527	76	9	9	100
7,022	531	146	7,700	33	8	8	100
7,474	633	3,725	66	11,909	75	7	6	85
18,561	933	3,760	132	23,391	54	19	19	100
1,560	600	120	2,280	45	4	3	75
3,760	480	120	3,360	56
2,887	960	124	3,971	40	7	6	85
3,755	225	1,056	120	10,156	36
3,655	50	1,440	144	5,289	37	6	5	83
3,631	1,007	1,444	73	6,155	37	5	5	100
9,030	282	1,560	86	9,398	48	9	9	100
2,079	660	1,320	60	4,320	59	3	3	100
3,048	576	1,833	73	5,535	42	12	11	91
1,824	324	480	57	2,685	31
1,020	282	270	60	1,532	26
556	288	556	60	1,460	16
1,727	318	1,200	63	3,308	26
2,628	294	1,560	84	4,566	25	8	4	50
1,115	1,122	60	2,297	31
D								
13,972	276	2,833	144	16,330	43	65	56	86
15,966	618	3,918	157	20,669	61	28	24	85
3,028	252	1,660	95	10,235	47	37	36	97
12,150	582	2,100	132	14,964	46	54	46	83
9,334	282	3,420	121	13,657	44	47	46	98
10,236	312	3,520	120	13,188	47	20	12	60
18,984	468	Municipal Building.	218	19,670	75	20	16	80
9,376	252	2,220	122	12,476	49	42	41	98
7,384	270	1,860	104	10,118	45	27	24	89
19,813	524	3,210	385	23,947	45	63	63	93

Serial No.	Description.	Name of the School.	Locality.	No. of Pupils on roll on 31st March 1931.			Average attendance.	No. of Teachers.		
				Boys.	Girls.	Total.		Males.	Females.	Total.
WARD										
11	Marathi ..	Girgaon Girls' School ..	1st Khetwada Naka, Girgaon Road, Bombay No. 4.	..	344	344	259	..	12	12
12	" ..	Charni Road Boys' School ..	Near Prarthana Samaj, Charni Rd., Bombay No. 4.	130	..	130	97	5	..	5
13	" ..	Charni Road Girls' School ..	Do. do.	..	193	193	148	..	6	6
14	" ..	Lamington Road Boys' School ..	Tribhuvan Terraces, Lamington Road, Post Girgaum.	389	..	389	307	15	15	..
15	" ..	Lamington Road Girls' School ..	Do. do.	25	432	457	334	..	15	15
16	" ..	Grant Road Boys' School ..	No. 1, Chikhawad, Grant Road, Bombay No. 7.	301	..	301	222	10	..	10
17	" ..	Grant Road Girls' School ..	Do. do.	..	268	268	208	..	9	9
18	" ..	Gamdevi Boys' School ..	Near Gamdevi Temple, Bombay 4.	300	31	331	232	12	..	12
19	" ..	Gamdevi Girls' School ..	Dambar Lane, Gamdevi, Bombay 7.	4	194	198	158	..	6	6
20	" ..	Shankar Sheth Road Boys' School.	Shankar Sheth Road, Post Grant Road.	165	19	184	133	6	..	6
21	" ..	West Khetwadi Boys' School ..	9th Lane of Khetwadi, Post Girgaum, Bombay No. 4.	204	..	204	165	6	..	6
22	" ..	West Khetwadi Girls' School ..	Do. do.	..	131	131	102	..	4	4
23	" ..	Banganga Boys' School ..	Dongarsi Lane, Khote's House, Bombay No. 6.	124	41	165	140	6	..	6
24	" ..	Walkeshwar Boys' School ..	Multan Wadi, Malbar Hill, Bombay No. 6.	60	21	81	62	3	..	3
25	" ..	Mahalaxmi Boys' School ..	Near Mahalaxmi Temple, Malabar Hill, Bombay No. 6.	86	27	113	91	4	..	4
1	Gujarati ..	Gamdevi Boys' School ..	Babulnath Road ..	156	85	241	167	8	..	8
2	" ..	Girgaon Boys' School ..	Girgaon Back Road ..	111	..	111	81	6	..	6
3	" ..	Kandewadi Boys' School ..	Do. ..	202	117	319	222	11	..	11
4	" ..	Kika Street Boys' School ..	Kika Street ..	149	..	149	122	6	..	6
5	" ..	Batansi Mulji Boys' School ..	Malabar Hill ..	66	47	113	78	4	1	5
6	" ..	Sandhurst Road Boys' School ..	Sandhurst Road ..	144	31	175	117	6	..	6
7	" ..	Gilder Tank Boys' School ..	Lamington Road ..	94	..	94	58	3	..	3
8	" ..	Gilder Tank Girls' School ..	Lamington Road	82	82	42	..	2	2
9	" ..	Girgaon Girls' School ..	Girgaon Back Road	136	136	89	..	5	5
10	" ..	Khetwadi Girls' School ..	Khetwadi 9th Lane ..	6	56	62	41	..	2	2
11	" ..	S. S. Bengali Girls' School ..	Karelwadi ..	29	96	125	96	..	6	6
1	Urdu ..	Arab Gali Boys' School ..	Arab Lane ..	48	48	96	74	3	1	4
2	" ..	Falkland Road Boys' School ..	Falkland Road ..	80	..	80	65	3	..	3
3	" ..	Karelwadi Boys' School ..	Karelwadi, Thakurdwar Road ..	49	45	94	70	2	1	3
4	" ..	Walkeshwar Boys' School ..	Walkeshwar, Doongarsey Road ..	24	1	25	18	1	..	2
5	" ..	Badar Baugh Girls' School ..	Badar Baugh, Balaram Street	60	60	46	..	3	3
6	" ..	Falkland Road Girls' School ..	Falkland Road	63	63	52	..	2	2

Annual Expenditure for the year 1930-31.					Average Expenditure per head.	Result of the IV Standard Certificate Examination.		
Teachers' salaries.	Pay of other servants.	Rent, if any.	Contingencies.	Total.		Appeared.	Passed.	Percentage of passed pupils.
D—contd.								
Rs.	Rs.	Rs.	Rs.	Rs.	Rs.			
20,580	624	3,210	153	24,567	71	39	35	97
6,366	1,932	132	8,430	65	22	17	77
7,296	252	1,656	97	9,301	48	28	22	76
18,990	624	5,700	568	25,882	67	68	60	88
13,176	906	2,700	108	16,050	37	46	34	60
11,412	276	2,652	156	14,496	48	24	24	100
10,086	324	2,052	186	12,648	46	26	25	96
11,796	294	2,040	206	15,231	46	39	37	95
5,730	324	1,200	77	7,331	37	25	20	80
5,448	300	1,200	111	7,059	38	21	21	100
4,914	240	1,404	87	6,645	32	15	15	100
3,756	276	1,152	70	5,254	40	12	6	50
6,582	324	1,500	89	8,495	51	14	14	100
2,898	1,440	144	4,482	55	6	5	82
3,360	1,500	126	4,986	44	11	11	100
6,281	252	3,425	95	10,053	41	29	28	96
5,324	2,207	138	8,679	78	24
10,239	325	2,700	120	13,385	41	28	27	97
6,621	257	1,800	67	8,746	58	14	13	92
3,640	252	1,284	98	5,274	46	18	18	100
3,800	1,980	130	5,910	50	20	20	100
3,048	240	126	4,314	45
3,492	239	60	3,791	46
2,616	404	1,980	73	6,073	43	12	9	75
2,208	299	744	55	3,301	53
10,159	529	479	11,168	89	10	9	99
3,413	306	900	72	4,691	48
2,772	1,980	126	4,878	60	1	1	100
2,100	252	890	65	3,397	36	1	1	100
1,982	516	113	2,615	104	1	1	100
142	242	720	66	1,170	19
2,988	264	705	66	4,019	68

Serial No.	Description.	Name of the School.	Locality.	No. of pupils on roll 31st March 1935.			Average attend- ance.	No. of Teachers.		
				Boys.	Girls.	Total.		Males.	Females	Total.
1	Marathi ..	Agripada Boys' School.	Vayal Road, Agripada, Jacob Circle, Bombay No. 11.	426	4	430	330	15	..	15
2	" ..	Madanpura Girls' School	Do. do.	..	150	150	140	..	4	4
3	" ..	Byculla Boys' School ..	DeLisle Road, Municipal Building, Bombay No. 11.	584	7	571	535	21	..	21
4	" ..	Byculla Girls' School ..	Do. do.	..	175	175	159	..	5	5
5	" ..	Chinchpooogli Boys' School	Bawalas' Building, Chinchpooogli Parel Road, Bombay No. 12.	383	1	384	361	14	..	14
6	" ..	Chinchpooogli Girls' School	Do. do.	6	173	179	120	..	4	4
7	" ..	Chinchpooogli Night School	Do. do.	37	..	37	37	2	..	2
8	" ..	Duncan Road Boys' School	Upper Duncan Rd., Bombay No. 8.	200	25	225	151	8	..	8
9	" ..	Foras Road Boys' School	Municipal Building, Foras Road, Bombay No. 8.	481	1	482	454	18	..	18
10	" ..	Foras Road Girls' School	Do. do.	..	82	82	62	..	2	2
11	" ..	Ghodapdeo Boys' School	135, Ghodapdeo	415	..	415	330	16	..	16
12	" ..	Ghodapdeo Girls' School	Municipal Building, Ghodapdeo, Bombay No. 10.	4	103	107	58	..	3	3
13	" ..	Ghodapdeo Night School	Do. do.	51	..	51	36	2	..	2
14	" ..	Ghider Tank Boys' School	Municipal Building, near Pannalal Terraces, Lamington Road.	253	..	253	181	8	..	8
15	" ..	Ghider Tank Girls' School	Do. do.	7	128	135	101	..	4	4
16	" ..	Kamathipura A. V. Boys' School.	Kamathipura 10th Lane, Bombay No. 8.	232	..	232	225	10	..	10
17	" ..	Kamathipura Girls' School	Do. do.	..	270	270	199	..	10	10
18	" ..	Mazagaon Boys' School	Bhandarwada Hill, Mazagaon, Bombay No. 10.	338	..	338	320	13	..	13
19	" ..	Mazagaon Girls' School.	Do. do.	..	95	95	51	..	3	3
20	" ..	Mazagaon Old Bazar Boys' School.	Old Bazar Mazagaon	125	51	176	151	7	..	7
21	" ..	Nava Nagpada Boys' School	Hirji Govindji Building, Nava Nagpada, Centre Road, Kamathipura.	172	..	172	165	7	..	7
22	" ..	Nava Nagpada Girls' School	Do. do.	..	110	110	107	..	4	4
23	" ..	South Kamathipura Boys' School.	Centre Road, Kamathipura	283	25	308	298	12	..	12
24	" ..	Tardeo Bridge Boys' School	Banu Building, Wadia Street, Bombay No. 7.	302	..	302	290	10	..	10
25	" ..	Tardeo Bridge Girls' School	Do. do.	..	117	117	98	..	4	4
26	" ..	Tank Bunder Girls' School	Tank Bunder, Bombay No. 10	56	60	116	90	..	4	4
27	" ..	Victoria Garden Boys' School.	Sussex Road, Bombay No. 12	170	48	218	156	7	..	7
28	" ..	Towley Girls' School	Batlwala's Dharmabala, Duncan Road, Bombay No. 8.	27	31	58	47	..	2	2
1	Gujarati ..	Byculla Boys' School	DeLisle Road	60	28	88	62	3	..	3

WARD

Annual Expenditure for the year 1930-31.					Average Expenditure per head.	Result of the IV Standard Certificate Examination.		
Teachers' salaries.	Pay of other servants.	Rent, if any.	Contingencies.	Total.		Appeared.	Passed.	Percentage of passed pupils.
Rs. 12,924	Rs. 576	Rs. 8,420	Rs. 259	Rs. 17,179	Rs. 40	34	32	94
3,960	312	780	77	5,129	34	5	4	80
20,522	1,284	Municipal Building.	222	22,028	39	46	40	94
5,460	324	Do.	92	5,876	34	18	12	92
17,436	584	2,700	266	20,986	55	27	24	90
4,144	240	1,236	90	5,710	32
528	92	620	17
7,278	270	1,044	125	9,617	43	17	15	90
19,818	720	Municipal Building.	486	21,024	44	36	29	80
2,016	240	Do.	59	2,315	28
16,862	538	2,424	296	19,670	47	27	27	100
3,444	300	Municipal Building.	62	3,806	36	3	3	100
492	138	630	12
3,004	600	100	3,704	34	24	23	96
4,854	324	Municipal Building.	72	5,250	39	4	2	80
14,154	276	2,352	117	16,889	73	20	17	85
10,206	480	1,368	96	12,240	45	16	15	94
12,414	300	3,000	131	15,845	47	44	44	100
3,156	288	42	3,480	37
6,408	240	1,680	102	8,430	45	18	16	88
7,650	270	3,852	138	11,908	69	13	10	77
7,158	324	84	7,566	69	7	6	86
9,444	252	2,520	184	12,400	40	33	24	73
1,784	276	4,560	114	10,784	36	23	23	100
4,416	312	73	4,801	41
3,192	282	1,104	72	4,650	40	2	2	100
6,252	240	960	139	7,591	36	15	13	86
1,668	300	Free.	55	2,023	35
2,778	121	2,900	33	4	4	100

Serial No.	Description.	Name of the School.	Locality.	No. of Pupils on roll on 31st March 1931.			Average attendance.	No. of Teachers.		
				Boys.	Girls.	Total.		Males.	Females.	Total.
2	Gujarati..	Kamathipura Bazar Road Boys' School.	Kamathipura Bazar Road ..	69	23	92	67	3	..	3
3	" ..	Ghodapdeo Class School	Ghodapdeo Road ..	11	10	21	13	1	..	1
4	" ..	New Nagpada Class School	Paral Road ..	28	7	35	20	1	..	1
5	" ..	Byculla Girls' School ..	Khambatta Lane ..	49	45	94	73	..	8	8
6	Eng. Ver.	Sankli Street Eng. Ver. School.	Sankli Street	45	45	34	..	2	2
1	Urdu ..	DeLisle Road Boys' School No. 1.	DeLisle Road ..	80	..	80	71	4	..	4
2	" ..	Foras Road Boys' School	Foras Road ..	84	49	133	104	5	..	5
3	" ..	Bellaais Road Boys' School	Bellaais Road ..	112	..	112	74	0	..	0
4	" ..	Chinchpokli Boys' School	Chinchpokli, Kala Chowki Road ..	71	49	120	79	3	1	4
5	" ..	Jacob Circle Boys' School	Jacob Circle, Hains Road ..	70	..	70	60	2	..	2
6	" ..	Kamathipura Boys' School	Kamathipura Stable Street ..	77	58	135	112	4	1	5
7	" ..	Kamathipura Central Bazar Road Boys' School.	Kamathipura Central Bazar Road.	63	59	122	83	4	..	4
8	" ..	Khandia Street Boys' School	Khandia Street ..	255	..	255	182	10	..	10
9	" ..	Madanpura Boys' School	Morland Road ..	436	..	436	341	12	..	12
10	" ..	Mazagaon Boys' School	Matharpekhadi Road ..	184	4	188	141	6	..	6
11	" ..	Nagpada A. V. School ..	Huzria Street ..	510	15	524	396	20	..	20
12	" ..	Ripon Road Boys' School	Ripon Road ..	125	..	125	101	5	..	5
13	" ..	Safrajadi Boys' School	Safrajadi, Mohamedan Street ..	170	..	170	147	5	..	5
14	" ..	Sankli Street Boys' School	Sankli Street ..	56	..	56	41	2	..	2
15	" ..	Sankli Cross Street Boys' School	Sankli Cross Street ..	42	8	50	30	3	..	3
16	" ..	Tank Bunder Boys' School	Tank Bunder Road ..	102	..	102	81	3	..	3
17	" ..	Telli Mohalla Boys' School	Telli Mohalla, Shaikh Burhan Street.	25	..	25	16	1	..	1
18	" ..	Temkar Street Boys' School	Temkar Street ..	134	..	134	101	6	..	6
19	" ..	Victoria Gardens Boys' School	Sumer Road ..	20	6	26	16	1	..	1
20	" ..	Wadi Bunder Boys' School	Wadi Bunder, Belvedere Road ..	100	..	100	81	3	..	3
21	" ..	Yakub Street Boys' School	Yakub Street ..	125	..	125	85	5	..	5
22	" ..	DeLisle Road Girls' School	DeLisle Road	66	66	44	0	2	2
23	" ..	Jacob Circle Girls' School	Jacob Circle, Hains Road	71	71	55	..	2	2
24	" ..	Khandia Street Girls' School	Khandia Street	200	200	128	1	7	8
25	" ..	Madanpura Girls' School	Morland Road	121	121	94	..	4	4
26	" ..	Mazagaon Girls' School	Mazagaon Road	145	145	105	..	4	4
27	" ..	Morland Road Girls' School	Morland Road	116	116	52	..	4	4
28	" ..	Nagpada Girls' School ..	Huzria Street	190	190	141	..	8	8
29	" ..	Ripon Road Girls' School	Ripon Road	120	120	98	1	5	6
30	" ..	Safrajadi Girls' School..	Safrajadi, Mohammedan Street	121	121	95	1	4	5

WARD

Annual Expenditure for the year 1980-81.					Average Expenditure per head.	Result of the IV Standard Certificate Examination.		
Teachers' salaries.	Pay of other servants.	Rent, if any.	Contingencies.	Total.		Appeared.	Passed.	Percentage of passed pupils.
Rs. 2,081	Rs. 114	Rs. 1,040	Rs. 120	Rs. 4,255	Rs. 46	3	3	100
41	18	59	28
660	18
3,309	270	64	3,644	38	6	5	83
1,524	240	756	60	2,550	57
3,456	1,260	121	3,737	46	5	5	100
5,506	276	1,368	71	7,221	54
4,237	1,452	133	5,822	57	12	10	83
2,941	243	1,080	78	4,342	36	5	5	100
1,668	660	126	2,454	35
3,384	240	900	78	4,552	33
3,654	324	1,560	75	5,613	40	6	5	83
8,964	302	2,400	113	11,779	46	28	26	92
1,615	923	140	12,670	29	27	21	78
5,501	240	1,400	89	7,230	40	25	22	88
17,355	840	4,200	148	22,549	42	20	18	90
6,765	1,080	136	7,980	60	8	6
3,609	10	1,500	132	5,251	30
1,591	720	118	2,429	43
2,344	504	120	2,964	59
3,006	960	126	4,092	40	2	2	100
116	900	122	1,142	45
6,364	197	1,000	132	7,003	68	9	8	88
864	60	114	978	40
2,049	900	115	3,965	38	17	16	94
3,083	2,217	132	6,332	50	9	9	100
2,738	260	183	53	3,062	46
1,603	660	60	2,323	32
4,573	1,032	2,410	102	5,712	28
5,080	313	74	6,367	52	3	3	100
2,148	324	720	72	3,264	22
2,036	318	1,380	66	3,800	32
4,284	328	1,340	78	6,031	31	8
2,724	3,192	816	66	6,798	56	10	10	100
1,657	311	900	62	3,130	25

E—contd.

Serial No.	Description.	Name of the School.	Locality.	Number of Pupils on Roll on 31st March 1930.			Average Attendance.	Number of Teachers.		
				Boys.	Girls.	Total.		Males.	Females.	Total.
WARD										
31	Urdu ..	Tank Bunder Girls' School	Tank Bunder Road ..	103	103	67	..	4	4	
32	" ..	Telli Moholla Girls' School	Telli Moholla, Shalk Burhan Street ..	80	80	70	..	3	3	
33	" ..	Temkar Street Girls' School	Temkar Street ..	154	154	86	1	6	7	
34	" ..	Undria Street Girls' School	Undria Street..	98	98	56	1	3	4	
35	" ..	Wadi Bunder Girls' School	Wadi Bunder, Belvedere Road ..	87	87	59	..	3	3	
36	" ..	Yakub Street Girls' School	Yakub Street ..	172	172	107	1	9	10	
37	" ..	Ripon Road Night School	Ripon Road ..	27	..	27	20	2	2	
38	" ..	Telli Moholla Night School	Telli Moholla, Sk. Burhan Street ..	24	..	24	11	2	2	
39	" ..	Mount Road Girls' School	Mount Road ..	26	44	70	55	..	3	
WARD										
1	Marathi ..	Ambewadi Boys' School	Parel Tank Road, Bombay No. 12 ..	247	55	302	217	9	9	
2	" ..	Arthur Bridge Boys' School	Bawala Bldg., Kalachowki Road ..	265	68	333	230	12	12	
3	" ..	Dadar Boys' School	Shri Krishna Building ..	219	..	219	166	7	7	
4	" ..	Dadar Girls' School	Dadar Main Road ..	53	227	280	157	..	3	
5	" ..	Golanji Hill Boys' School	Golanji Hill, Bombay No. 16 ..	285	32	317	187	9	9	
6	" ..	Golanji Hill Girls' School	Do. do.	129	129	52	..	3	
7	" ..	Haji Ismail Hafee Allana Boys' School.	Antop Hill ..	64	35	99	67	2	2	
8	" ..	Jakeria Bunder Boys' School	Jakeria Bunder Road ..	105	19	124	98	5	5	
9	" ..	Lalbag Boys' School	Near Jam Mill, Lalbag, Bombay No. 12	268	8	276	212	8	8	
10	" ..	Lalbag Girls' School	Do. do.	150	150	62	..	3	
11	" ..	Matunga L. Camp School	Labour Camp, Bombay No. 19 ..	139	61	200	96	6	6	
12	" ..	Matunga Road Boys' School	Matunga Road, Bombay No. 19 ..	133	47	180	131	6	6	
13	" ..	Matunga Station Road Boys' School	Vincent Road, Shrinivas Building, Bombay No. 19.	175	..	175	132	6	6	
14	" ..	Do. Girls' School	Do. do.	170	170	161	..	5	
15	" ..	Naigaon Road Boys' School	Cement Chawl, Naigaon, Bombay No. 14.	348	..	348	238	11	11	
16	" ..	Naigaon Road Girls' School	Do. do.	133	133	99	..	4	
17	" ..	Parel Boys' School	Damodar Hall, Polbawdi, Bombay No. 12.	213	48	261	195	8	8	
18	" ..	Parel Bhoiwada Boys' School	138-139, Bhoiwada, Parel Cross Road, Parel.	314	..	314	200	11	11	
19	" ..	Parel Bhoiwada Girls' School	Do. do.	187	187	112	..	4	
20	" ..	Parel Bhoiwada Cross Rd. Boys' School.	Do. do. ..	189	55	244	178	8	8	
21	" ..	Parel Village Boys' School	Parel Tank Road ..	333	..	333	244	13	13	
22	" ..	Parel Girls' School	Do.	202	202	143	..	6	
23	" ..	Polbawdi Boys' School	Polbawdi, Post Parel ..	448	..	448	348	16	16	
24	" ..	Polbawdi Girls' School	Do. do.	368	368	..	1	16	

Annual Expenditure for the year 1930-31.					Average Expenditure per head.	Result of the IV Standard Certificate Examination.		
Teachers' salaries.	Pay of other servants.	Rent, if any.	Contingences.	Total.		Appeared.	Passed.	Percentage of passed pupils.

E—contd.

Rs.	Rs.	Rs.	Rs.	Rs.	Rs.			
1,700	148	600	66	2,512	24
3,788	240	4,028	50
3,756	154	672	75	4,657	30	10	10	100
1,873	294	480	69	2,710	27
8,611	242	900	66	2,577	20
5,088	3,229	820	73	5,484	31
474	64	538	19
398	66	459	18
1,320	420	120	1,860	26

F.

6,576	288	2,400	138	9,402	31	10	10	100
7,956	270	2,736	154	11,116	33	35	32	91
6,336	1,320	142	7,798	36	25	24	96
11,382	306	1,380	101	13,169	55	13	11	85
6,414	294	3,120	217	10,045	32	16	15	93
3,360	288	59	3,707	20	3	3	100
1,980	Municipal Building.	268	2,248	23	9	9	100
4,164	1,080	120	5,373	43	11	11	100
6,336	282	2,304	158	9,080	33	18	18	100
2,712	288	636	61	3,697	25	8	5	62
3,102	282	576	139	4,159	21	11	9	81
4,628	276	1,140	74	6,118	34	15	11	74 78
6,322	276	2,922	90	10,110	58	17	17	100
4,116	288	67	4,471	26	17	17	100
8,082	294	3,000	221	11,597	33	16	16	100
3,060	240	77	3,377	25	1	1	100
6,336	300	3,084	144	9,864	38	16	16	100
10,092	264	2,000	110	12,556	40	40	37	92
3,228	324	513	68	4,133	22	5	3	60
7,518	264	1,740	114	9,636	39	16	16	100
11,856	270	2,340	200	14,666	44	27	27	100
6,010	282	1,200	97	6,589	23	23	17	70
11,868	522	3,120	189	15,699	35	48	46	96
13,812	564	1,080	131	15,587	42	26	15	57

Serial No.	Description.	Name of the School.	Locality.	No. of Pupils on roll on 31st March 1931.			Average attend-ance.	No. of Teachers.		
				Boys.	Girls.	Total.		Males.	Females.	Total.
WARD										
25	Marathi ..	Shivdi Koliwada Boys' School.	Shivdi Road, Post Shivdi ..	111	12	123	89	4	..	4
26	" ..	Soparibag Road Boys' School..	Deoji Thokersey Building, Soparibag Road.	267	..	267	..	8	..	8
27	" ..	Soparibag Road Girls' School ..	Do. do.	206	206	148	..	6	6
28	" ..	Sion Boys' School ..	Near Railway Station, Sion ..	262	38	300	237	8	..	8
29	" ..	Sion Girls' School ..	Do. do.	81	81	46	..	3	3
30	" ..	South Shivdi Boys' School ..	At and Post Shivdi ..	121	28	149	108	5	..	5
31	" ..	Vadala Boys' School ..	622, Naigaon Rd., Janardan Mandir	313	..	313	240	9	..	9
32	" ..	Vadala Girls' School ..	Do. do. ..	10	162	172	92	..	4	4
1	Tamil ..	Matunga Tamil School ..	Vincent Road, Shrinivas Building No. 19.	46	78	124	69	2	1	3
2	" ..	Polbawdi Tamil Boys' School..	Demodar Hall, Polbawdi, Bombay No. 12.	46	41	87	72	2	1	3
1	Gujarati ..	Dadar Cross Road Boys' School	Dadar Main Road ..	85	20	84	45	3	..	3
2	" ..	Dadar Main Road Boys' School	Bangari Chawl ..	43	42	85	58	3	..	3
3	" ..	Lalbaug Boys' School ..	Lalbaug ..	75	..	75	51	3	..	3
4	" ..	Matunga Model Boys' School ..	Matunga Road ..	198	..	198	162	8	..	8
5	" ..	Naigaum Boys' School ..	Naigaum Road ..	56	30	86	48	2	..	2
6	" ..	Parel Bhoiwada Boys' School.	Bhoiwada, Parel ..	80	36	116	89	4	..	4
7	" ..	Polbawdi Boys' School ..	Polbawdi, Parci ..	181	..	181	132	9	..	9
8	" ..	Sion Class ..	Sion ..	32	84	36	24	1	..	1
9	" ..	Chinchpoozil Girls' School ..	Parel Road ..	33	49	82	42	..	2	2
10	" ..	Lalbaug Girls' School ..	Jijibhoy Lane	53	53	31	..	2	2
11	" ..	Matunga Girls' School ..	G. I. P., Matunga	144	144	94	..	5	5
12	" ..	Polbawdi Girls' School ..	Polbawdi, Parel	83	83	52	..	3	3
13	" ..	Golanji Hill Class ..	Golanji Hill ..	9	7	16	11	1	..	1
1	Urdu ..	Dadar Boys' School ..	Dadar Cross Road ..	102	40	142	83	3	1	4
2	" ..	Polbawdi Boys' School..	Polbawdi, Soparibaugh Road ..	114	..	114	96	7	..	7
3	" ..	Sewri Boys' School ..	Sewri Road ..	62	37	99	81	3	1	4
4	" ..	Zakeria Bunder Boys' School	Zakeria Bunder Road ..	98	43	141	126	5	1	6
5	" ..	Vadala Boys' School ..	Vadala Road ..	53	26	79	68	2	1	3
6	" ..	Polbawdi Girls' School ..	Polbawdi, Soparibaugh Road	83	83	67	1	3	4
7	" ..	Antop Hill Urdu Class ..	Antop Hill Road ..	10	6	25	18	1	..	1
8	" ..	Ambewadi Urdu Class ..	Ambewadi Road ..	21	22	43	31	2	..	2
9	" ..	Naigaum Urdu Class ..	Naigaum Road ..	51	35	86	43	2	1	3
10	" ..	Matunga Labour Camp Urdu Class.	Matunga Road ..	16	6	25	12	1	..	1

Annual Expenditure for the year 1930-31.					Average Expenditure per head.	Result of the IV Standard Certificate Examination.		
Teachers' salaries.	Pay of other servants.	Rent, if any.	Contingencies.	Total.		Appeared.	Passed.	Percentage of passed pupils.
2,598	798	138	18	18	100
7,662	270	1,536	91	9,550	36	28	28	100
5,598	282	648	86	6,614	32	9	9	100
7,836	264	1,080	135	9,315	31	26	24	92
3,468	240	660	66	4,434	54	0	0	100
2,664	240	924	116	3,944	26
6,978	258	1,391	144	8,771	28	19	19	100
3,900	252	1,260	66	5,478	32	7	7	100
1,200	240	630	46	2,176	18	8	2	25
2,028	240	1,080	75	4,323	50	10	4	40
2,382	324	900	56	3,663	43	6	5	83
1,081	720	120	1,921	22	3	2	66
1,806	900	132	292	39	3	3	100
9,832	278	2,100	227	12,437	64	21	21	100
1,803	7	516	114	2,441	3
2,572	295	660	64	3,591	30	6	5	83
3,124	240	1,228	97	4,690	58	16	16	100
660	660	18
3,824	240	660	60	4,784	58	1	1	100
2,292	252	900	55	3,499	66	2	2	100
5,324	547	2,640	198	8,640	60	9	9	100
4,256	312	737	60	5,366	64	2	1	56
504	504	31
2,284	780	128	3,193	38	10	9	90
3,714	1,560	142	5,460	47
2,404	216	710	81	3,471	36	2	2	100
5,116	174	1,200	91	6,481	45	5	5	100
2,681	780	119	3,580	45
1,851	225	66	2,142	25	5	5	100
612	192	72	264	35
1,108	24	1,132	26
641	217	48	906	21
914	914	36

F—contd.

Serial No.	Description.	Name of the School.	Locality.	No. of Pupils on roll on 31st March 1931.			Average attend- ance.	No. of Teachers.		
				Boys.	Girls.	Total.		Males.	Females	Total.
1	Marathi ..	Mahim Mori Road Koliwada Boys' School.	Mori Road, Koliwada, Post Mahim	66	34	100	72	8	..	8
2	" ..	North Worli Boys' School	North Worli, Bombay No. 13	221	55	276	203	10	..	10
3	" ..	Parbhadevi Boys' School	Nagoo Sayaji Wadi, Bombay No. 13	409	..	409	327	14	..	14
4	" ..	Parbhadevi Girls' School	Parbhadevi, Bombay No. 14	..	180	180	92	..	4	4
5	" ..	Sun Mill Road Boys' School	A. Molledina Building, Post DeLisle Road.	301	..	301	224	8	..	8
6	" ..	Lower Parel Girls' School	DeLisle Road, Lower Parel	..	102	102	52	..	3	3
7	" ..	Upper Mahim Boys' School	Upper Mahim, Post Mahim	228	51	279	..	9	..	9
8	" ..	Upper Mahim Girls' School	Suttar Building, Cadell Road, Post Mahim.	23	207	230	143	..	7	7
9	" ..	Worli Boys' School	At and Post Worli	84	17	101	..	3	..	3
10	" ..	Worli Koliwada Boys' School	Koliwada, Bombay No. 18	211	..	211	128	10	..	10
11	" ..	Worli Koliwada Girls' School	Do. do.	3	06	09	3	3
12	" ..	Gopi Talao Boys' School	Lady Jamshetji Rd., Bombay No. 16	200	1	201	148	7	..	7
13	" ..	Gopi Talao Girls' School	Do. do.	3	177	180	128	..	7	7
14	" ..	Ferguson Road Girls' School	Ferguson Road, Post Worli	..	88	88	48	..	3	3
15	" ..	Dharavi Girls' School	Koliwada at and Post Dharavi	2	74	76	38	..	2	2
16	" ..	Kala Chowki Boys' School	Kala Chowki, Post Parel	188	77	265	210	3	1	9
17	" ..	Lady Hardinge Road Boys' School.	Lady Hardinge Road, Bombay No. 16.	178	82	260	101	7	..	7
18	" ..	Lady Jamshetji Road Boys' School.	Lady Jamshetji, Road Bombay No. 14.	715	..	715	618	28	..	23
19	" ..	Dadar Kumbharwada Girls' School.	Luis Building, Lady Jamshetji Road, Bombay No. 14.	10	512	522	349	..	13	13
20	" ..	Lady Jamshetji Road Girls' School.	Laxumi Building Lady Jamshetji Road, Bombay No. 14.	..	368	368	280	..	3	3
21	" ..	Love Grove Pumping Station Road Boys' School.	Love Grove Pumping Station Road, Bombay No. 13.	26	14	40	32	2	..	2
22	" ..	Lower Mahim Parbhadevi Road Boys' School.	Agar Bazar, Bombay No. 14	262	15	277	230	9	..	9
23	" ..	Lower Mahim Girls' School	Do. do.	38	300	338	224	..	9	9
24	" ..	Lower Parel Station Road Boys' School.	Talcherkar's Building, Post DeLisle Road.	81	8	89	68	5	..	5
25	" ..	Mahim Chunam Bhati Boys' School	Bhageswar Bhuvan, Bombay No. 16.	172	79	251	185	7	1	8
26	" ..	Caddel Road Boys' School	Caddel Road, Bombay No. 14	120	75	195	157	6	..	6
27	" ..	Clarke Road Boys' School	Khanwala Building, Bombay No. 11	110	26	136	107	5	..	5
28	" ..	Curry Road Boys' School	Navalkar's Building, Curry Road	601	..	601	..	18	..	18
29	" ..	Curry Road Girls' School	Rangari Building, Curry Road, Bombay No. 13.	..	143	143	90	..	4	4
30	" ..	Dadar New Bhavani Shankar Road Boys' School.	Bhavani Shankar Road, Bombay No. 14.	245	68	313	242	10	..	10
31	" ..	DeLisle Road Boys' School	Thakarsey Jivraj Building, Bombay No. 13.	173	48	221	140	7	..	7
32	" ..	DeLisle Road B.D.D. Boys' School.	B.D.D.'s Chawl No. 40, Bombay No. 11.	199	55	254	..	7	..	7
33	" ..	DeLisle Road B.D.D. Night School.	B.D.D.'s Chawl, DeLisle Road, Post Jacob Circle.	30	..	30	15	2	..	2
34	" ..	Dharavi Boys' School	Kavade's Building, at and Post Dharavi, Bombay No. 17.	203	37	240	..	3	..	3

WARD

Annual Expenditure for the year 1980-81.					Average Expenditure per head.	Result of the IV Standard Certificate Examination.		
Teachers' salaries.	Pay of other servants.	Rent, if any.	Contingencies.	Total.		Appeared.	Passed.	Percentage of passed pupils.
G.								
Rs.	Rs.	Rs.	Rs.	Rs.	Rs.			
1,304	480	121	1,905	10
7,440	270	2,400	210	10,326	87	17	15	89
10,080	510	1,778	188	13,454	88	50	40	92
3,396	258	1,320	66	5,040	28	7	7	100
6,252	294	1,844	128	8,018	27	11	11	100
3,183	324	720	66	4,293	42
7,638	288	2,160	170	10,256	97	36	20	64
8,268	324	1,620	82	10,294	45	22	15	68
2,616	864	132	3,612	36
7,056	294	1,180	77	8,607	41	21	17	81
3,024	288	66	3,378	34	5	5	100
6,264	276	1,500	100	8,140	41	29	27	98
6,840	306	1,440	101	8,687	48	14	13	98
2,784	300	1,080	66	4,230	48	4	2	50
1,532	247	271	56	2,106	28
8,286	276	1,320	99	9,981	38	15	15	100
5,412	240	900	131	6,683	26	18	18	100
24,648	540	5,160	222	30,570	43	87	84	96
18,300	624	2,400	175	21,559	41	37	37	100
7,572	300	1,680	67	9,619	26	26	24	92
1,316	384	115	1,815	45
6,450	294	1,020	168	8,832	32	25	25	100
6,888	606	1,320	133	8,947	26	22	16	73
4,482	960	120	5,562	62	13	13	100
4,476	288	1,304	133	6,201	25	18	15	83
3,780	300	960	95	5,135	26	12	10	83
8,936	1,740	129	5,805	43
16,956	552	2,640	284	20,432	34	52	49	94
3,708	306	1,044	69	5,217	36	3	3	100
6,894	288	840	106	8,128	26	24	24	100
6,726	258	2,580	108	9,672	44	10	10	100
3,684	258	1,368	100	5,410	21	9	9	100
432	98	530	18
6,420	240	2,100	108	8,868	37	9	9	100

Serial No.	Description.	Name of the School.	Locality.	No. of Pupils on roll on 31st March 1930.			Average attend- ance.	No. of Teachers.		
				Boys.	Girls.	Total.		Males.	Females.	Total.
WARD										
35	Marathi ..	Dharavi Branch Boys' School ..	Kala Killa, Bombay No. 17 ..	53	37	90	61	8	..	8
36	" ..	Dharavi Koliwada Boys' School.	Koliwada, Dharavi, Bombay No. 17.	124	18	142	94	4	..	4
37	" ..	Elphinstone Bridge Boys' School.	Suraj Building, Bombay No. 18 ..	155	..	155	91	4	..	4
38	" ..	Do. Girls' School ..	Do. do. ..	2	149	151	96	..	4	4
39	" ..	Fergusson Road Boys' School.	Fergusson Road, Post Worli ..	250	3	253	..	7	..	7
1	Tamil ..	Dadar Malayalam Boys' School	Miranda's Chawl, Lady Jamshetji Road.	45	70	115	96	3	..	3
2	" ..	Dharavi Tamil Boys' School ..	At and Post Dharavi ..	42	27	69	45	3	..	3
3	" ..	Dharavi Tamil Night School ..	Do. do. ..	68	..	68	19	3	..	3
1	Gujarati ..	Dharavi Kumbharwada Boys' School.	Kumbharwada, Dharavi ..	49	31	80	51	2	..	2
2	" ..	Elphinstone Road Boys' School.	Fergusson Road ..	87	41	128	83	4	..	4
3	" ..	DeLisle Road Boys' School ..	DeLisle Road ..	34	21	55	35	2	..	2
4	" ..	Gopi Tank Boys' School ..	Gopi Tank ..	30	21	51	29	2	..	2
5	" ..	Jacob Circle Boys' School ..	Clarke Road ..	61	16	77	44	2	..	2
6	" ..	Lady Hardinge Road Boys' School.	Lady Hardinge Road ..	70	45	115	81	3	..	3
7	" ..	Lady Jamshetji Road Boys' School.	Lady Jamshetji Road ..	111	64	175	125	5	..	5
8	" ..	Lower Parel Boys' School ..	Sun Mill Road ..	137	..	137	92	5	..	5
9	" ..	Mahim Boys' School ..	Cadel Cross Road ..	81	..	81	55	3	..	3
10	" ..	Farbhadevi Boys' School ..	Farbhadevi ..	47	41	88	52	3	..	3
11	" ..	Lower Parel Girls' School ..	Sun Mill Road	117	117	66	..	4	4
12	" ..	Mahim Girls' School ..	Mahim	54	54	37	..	3	3
13	" ..	Worli Class ..	Worli ..	13	5	18	13	1	..	1
1	Urdu ..	Arthur Road Boys' School ..	Arthur Road ..	77	48	125	75	3	1	4
2	" ..	DeLisle Road Boys' School ..	DeLisle Road ..	136	80	196	156	7	..	7
3	" ..	Dharavi Boys' School No. 2 ..	Dharavi Road ..	71	34	105	73	3	1	4
4	" ..	Lower Parel Boys' School ..	Lower Parel ..	58	28	86	63	3	..	3
5	" ..	Mahim Boys' School ..	Mahim Road ..	234	..	234	203	9	..	9
6	" ..	Mahim Girls' School ..	Do.	216	216	180	..	8	8
7	" ..	Bhawani Shankar Road Urdu Class.	Bhawani Shankar Road ..	22	17	39	29	1	..	1
8	" ..	Worli Urdu Class ..	Worli Road ..	23	26	54	46	1	..	1
9	" ..	Wanghe Wadi Urdu Class ..	Wanghe Wadi Street ..	37	49	86	81	1	1	2

THE SCHOOLS COMMITTEE'S OFFICE,
BOMBAY, 31st August 1931.

Annual Expenditure for the year 1930-31.					Average Expenditure per head.	Result of the IV Standard Certificate Examination.		
Teachers' salaries.	Pay of other servants.	Rent, if any.	Contingencies.	Total.		Appeared.	Passed	Percentage of passed pupils.
Rs. 2,064	Rs.	Rs. 342	Rs. 126	Rs. 2,532	Rs. 28
2,712	432	131	3,275	23	10	10	100
4,500	2,530	130	7,210	47	12	11	92
5,016	318	960	65	6,359	42	8	6	75
6,018	263	1,500	96	8,772	35	23	17	74
3,284	276	840	84	4,464	39	8	6	75
2,040	276	840	59	3,215	47
696	93	789	11
1,389	113	1,532	19	4	4	100
3,614	270	840	66	4,790	37	9	9	100
531	41	70	643	11	6	4	66
1,558	580	111	2,249	50
1,284	120	1,404	18	1
2,270	286	804	60	3,420	27	8	7	87
4,165	306	1,440	71	5,983	34	15	15	100
4,388	1,500	133	6,022	43	12	11	91
3,391	8	950	115	4,472	55	11	10	90
2,157	7	122	2,286	26	3	3	100
4,166	303	1,200	76	5,746	49	1	1	100
2,021	324	960	55	3,360	57	2	2	100
534	504	38
1,902	702	124	2,729	27	9	8	88
3,574	308	1,800	84	5,767	29	16	14	87
4,214	281	1,080	67	5,642	55	4	4	100
679	648	122	3,450	40
5,306	115	1,228	129	6,778	28	5	5	100
2,437	264	720	72	3,493	16
612	78	690	17
72	11	9	92	1
429	220	48	697	8

R. V. PARULEKAR,
Secretary, Schools Committee.

**SCHOOLS COMMITTEE'S
ADMINISTRATION REPORT
FOR
1930-31.**

Appendix G—(2).

**List of Private Schools which received Grants-in-Aid from the
Schools Committee during the year**

1930-31.

N.B.—The figures given are those supplied by the schools themselves except those for Annual expenditure per pupil or head and the grants-in-aid per pupil or head.

PRIMARY SCHOOLS IN BOMBAY

Annexed to Report

Description of the School.		Number.	Name of the School.	Number of pupils on 31st March 1931.			Average attendance and Average No. on Rolls during the year 1930-31.	No. of Teachers. (Full Time and Part Time.)		
M—Marathi. G—Gujarati. U—Urdu. H—Hindi. S—Sindhi. C—Canarese.	B—Boys' School. G—Girls' School. N—Night School.			Boys.	Girls.	Total.		Males.	Females.	Total.

WARD

(Population of Primary School-going

G	B	1	Bazar Gate A. V. School	244	..	244	189 220	11	..	11
G	B	2	Esplanade High School	83	..	83	98 100	11	..	11
G	B	3	Fort and Proprietary High School, Fort.	84	..	84	78 79	9	..	9
			Globe English School	Amalgamated with the above School.						
G	B	4	Sir J. J. Fort Boys' School	134	..	134	124 135	4	1	5
G	B	5	Zoroastrian Boys' School	87	27	114	107 122	7	1	8
G	G	6	Alexandra Girls' English Institution	..	149	149	132 151	..	8	8
G	G	7	Goculdas Tejpal Girls' School	366	366	261 354	2	12	14
G	G	8	Sir J. J. Fort Girls' School	114	114	96 106	1	8	9
G	G	9	Parsi Girls' School Association, Fort..	..	138	138	125 143	1	10	11
G	G	10	Women's Indian Association Classes, Fort.	..	184	184	48 96	..	14	14
G	G	11	Young Ladies' High School	16	86	102	86 104	..	7	7
U	N	12	Khilafat Colaba Night School .. .	19	..	19	10 13	1	..	1
C	N	13	Fort Free Canarese Night School ..	82	..	82	69 94	15	..	15
C	N	14	Moogaveera Poor Boys' Free Night School.	164	4	168	137 192	27	..	27

WARD

(Population of Primary School-going

M	B	1	St. Andrew's Primary School	88	62	95	70 95	1	5	6
G	B	2	Central English School	94	..	94	65 76	5	..	5
G	B	3	Chinchbunder Road Gujarati School..	91	1	92	59 84	4	..	4
G	B	4	Goculdas Tejpal Seminary	180	..	180	130 162	8	..	8
G	B	5	H. H. The Agakhan's—I. K. Central Free School.	334	..	334	289 318	14	1	15
G	B	6	K. K. Mandvi School	123	..	123	97 147	9	..	9
G	B	7	K h o j a Khanmahomed Habibbhai School	274	..	274	220 257	15	..	15
U	B	8	Anjuman-i-Islam Sandhurst Road School.	185	..	185	120 175	11	..	11

WITH DETAILS—AIDED SCHOOLS.

for 1930-31.

Total Amount of expenditure for 1930-31.	Grant paid for		Expenditure per head of Pupil for 1930-31.	Annual Grant per head of Pupil for 1930-31.	Average Rate of Fees Charged.	Result of the General Vernacular Std. IV Examination held by the Board.		Percentage of the passed Pupils.	REMARKS.
	1930-31.	1929-30.				Appeared.	Passed.		
A.									
Age as per Census of 1921—4,314.									
Rs. a. p.	Rs. a. p.	Rs. a. p.	Rs.	Rs.	Rs. a. p.				
15,737 0 0	4,098 0 0	4,058 0 0	71 0	18.6	2 7 0	44.0	44.0	100.0	
11,264 0 0	2,822 0 0	3,296 0 0	112.6	23.2	8 0 0	25.0	19.0	76.0	
6,332 0 0	820 0 0	250 0 0 676 0 0	80.1	10.3	8 0 0	19.0	6.0	32.0	
8,851 0 0	2,234 0 0	2,201 0 0	65.5	16.9	Free.	33.0	29.0	74.0	
4,960 0 0	1,418 0 0	1,207 0 0	40.8	11.6	2 7 0	
13,102 0 0	3,154 0 0	3,061 0 0	86.7	20.3	4 8 0	Exempted from submitting pupils to the Vernacular Std. IV Exam. held by the Board.
14,544 0 0	4,122 0 0	3,900 0 0	41.1	11.6	Free.	37.0	36.0	97.0	
13,456 0 0	2,777 0 0	3,000 0 0	126.9	26.2	Free.	19.0	16.0	84.0	
8,584 0 0	2,171 0 0	2,078 0 0	59.6	15.2	1 8 0	Do.
3,168 0 0	502 0 0	500 0 0	32.9	5.3	Free.	
5,854 0 0	1,913 0 0	2,049 0 0	56.2	18.4	8 10 0	19.0	17.0	90.0	
88 0 0	50 0 0	50 0 0	6.7	3.3	Free.	
1,168 0 0	150 0 0	125 0 0	12.4	1.6	Free.	Part time Teachers.
1,161 0 0	150 0 0	150 0 0	6.1	.8	Free.	Do.
B.									
Age as per Census of 1921—10,538.									
4,879 0 0	1,123 0 0	1,065 0 0	51.3	11.8	0 10 0	8.0	8.0	100.0	
4,514 0 0	350 0 0	59.4	4.6	2 13 0	18.0	18.0	100.0	De Novo School.
2,716 0 0	450 0 0	360 0 0	32.3	5.3	2 0 0	
6,156 0 0	2,062 0 0	2,016 0 0	38.0	12.7	0 15 0	37.0	34.0	92.0	
13,030 0 0	4,257 0 0	4,367 0 0	43.3	13.3	Free.	40.0	39.0	98.0	
11,176 0 0	3,390 0 0	3,857 0 0	76.0	23.1	3 2 0	6.0	6.0	100.0	
14,331 0 0	4,800 0 0	4,763 0 0	55.7	16.7	Free.	73.0	50.0	69.0	
8,718 0 0	*5,000 0 0	*5,000 0 0	49.3	0 0 0	49.0	48.0	98.0	*Rs. 5,000 paid for the two Schools—Anjuman-I-Islam, Sandhurst Road and Nagpada Schools.

Description of the School.		Number.	Name of the School.	Number of pupils on 31st March 1981.			Average attendance and Average No. on Rolls during the year 1980-81.	No. of Teachers. (Full Time and Part Time.)		
M—Marathi. G—Gujarati. U—Urdu. H—Hindi. S—Sindhi. C—Canarese.	B—Boys' School. G—Girls' School. N—Night School.			Boys.	Girls.	Total.		Males.	Females.	Total.
U	B	9	Haji Suleman Abdul Wahed Testimonial Free Memon School.	91	..	91	82 87	6	..	6
U	B	10	Lookmanji Sulemanji Boys' School ..	225	..	225	169 208	5	..	5
U	B	11	Madressa Anjuman Ikhawatal Islam School.	151	..	151	122 147	7	..	7
U	B	12	Madressa-I-Haashimiah School ..	170	..	170	184 182	12	..	12
U	B	13	Madressa Jul Islam Minara Masjid Day School.	264	..	264	171 231	13	..	13
S	B	14	Shri Sikarpuri Sindhi School ..	39	..	39	49 57	2	..	2
G	G	15	H. H. The Aga Khan's I. K. Kandl Mohola Girls' School.	..	185	185	129 180	..	10	10
G	G	16	H. H. The Aga Khan's I. K. Khadak Girls' School.	..	311	311	245 307	..	13	13
G	G	17	Late Sajanbhai Meerall Khoja Charitable Girls' School.	..	74	74	55 75	..	5	5
U	G	18	Anjuman-I-Islam H. M. H. I. Sobani Fardah Girls' School.	5	252	257	194 236	1	7	8
U	G	19	Lookmanji Sulemanji Girls' School	245	245	192 234	6	1	7
M	N	20	Shivaji Vijaya Free Night School ..	69	..	69	47 70	5	..	5
M	N	21	S. S. L. Mandvi Koliwada Night School	32	..	32	18 16	2	..	2
G	N	22	Anjuman-I-Islam H. M. H. E. Sobani Memorial Night School.	90	..	90	60 84	3	..	3
G	N	23	S. S. L. Mandvi Night School ..	29	..	29	17 29	1	..	1
U	N	24	Jamat-I-Hindustani Night School
U	N	25	Khilafat New Bengalipura Night School.	46	..	46	36 55	4	..	4
U	N	26	Khilafat old Bengalipura Night School	19	..	19	21 30	1	..	1
U	N	27	S. S. L. Dargah Moholas Night School	29	..	29	23 26	3	..	3

WARD

(Population of Primary School-going

M	B	1	Prabhu Seminary School ..	115	24	139	107 111	8	1	9
M	B	2	Sonapur Lane Marathi School ..	44	30	74	40 48	2	..	2
G	B	3	Bhendi Bazar Gujarati Boys' School..	184	5	189	148 182	7	..	7
G	B	4	Kalbadevi A. V. School ..	143	..	143	109 141	7	..	7
G	B	5	New Bombay High School ..	94	2	96	70 89	8	..	8

Total Amount of expenditure for 1930-31.	Grant paid for		Expenditure per head of Pupil for 1930-31.	Annual Grant per head of Pupil for 1930-31.	Average Rate of Fees charged.	Result of the General Vernacular Std. IV Examination held by the Board.		Percentage of the passed Pupils.	REMARKS.
	1930-31.	1929-30.				Appeared.	Passed.		

B—contd.

Rs. a. p.	Rs. a. p.	Rs. a. p.	Rs.	Rs.	Rs. a. p.				
3,870 0 0	952 0 0	827 0 0	44.5	10.0	Free.	11.0	10.0	01.0	
2,587 0 0	868 0 0	838 0 0	12.4	4.1	Free.	
4,898 0 0	1,200 0 0	1,076 0 0	38.3	8.1	Free.	
3,662 0 0	1,342 0 0	1,200 0 0	47.6	7.8	Free.	12.0	12.0	100.0	
10,421 0 0	2,302 0 0	2,592 0 0	45.1	10.2	Free.	19	14.0	74.0	
3,133 0 0	690 0 0	500 0 0	54.9	12.1	Free.	Exempted from submitting pupils of Std. IV to the Vernacular General Exam. held by the Board.
10,450 0 0	2,540 0 0	2,552 0 0	58.0	14.1	Free.	16.0	16.0	100.0	
10,877 0 0	3,668 0 0	3,800 0 0	35.4	11.0	Free.	27.0	27.0	100.0	
5,063 0 0	1,277 0 0	1,315 0 0	67.5	17.0	Free.	3.0	3.0	100.0	
6,792 0 0	2,754 0 0	2,709 0 0	37.2	11.6	Free.	2.0	2.0	100.0	
3,924 0 0	1,102 0 0	1,109 0 0	16.7	4.7	Free.	
688 0 0	150 0 0	100 0 0	9.1	1.9	Free.	
501 0 0	70 0 0	80 0 0	27.8	3.9	Free.	
601 0 0	150 0 0	150 0 0	8.2	1.8	Free.	
431 0 0	85 0 0	100 0 0	14.9	2.9	Free.	
.....	Figures not submitted. Grant not paid.
1,170 0 0	140 0 0	126 0 0	21.2	2.5	Free.	
253 0 0	80 0 0	75 0 0	8.4	2.6	Free.	
627 0 0	150 0 0	150 0 0	24.1	5.7	0 6 0	

C.

Age as per Census of 1921—14,024.)

3,774 0 0	1,016 0 0	1,020 0 0	84.0	9.2	0 6 0	19.0	19.0	100.0
1,160 0 0	80 0 0	50 0 0	24.2	1.7	Free.
5,515 0 0	1,580 0 0	1,557 0 0	30.3	8.7	1 8 0	21.0	17.0	81.0
4,248 0 0	1,070 0 0	945 0 0	30.1	7.7	1 4 0	22.0	22.0	100.0
5,327 0 0	1,320 0 0	1,424 0 0	59.8	14.9	3 0 0	15.0	6.0	40.0

Description of the School.		Number.	Name of the School.	Number of pupils on 31st March 1931.			Average attendance and Average No. on Rolls during the year 1930-31.	No. of Teachers. (Full-Time and Part-Time.)		
M—Marathi. G—Gujarati. U—Urdu. H—Hindi. S—Sindhi. C—Canarese.	B—Boys' School. G—Girls' School. N—Night School.			Boys.	Girls.	Total.		Males.	Females.	Total.
G	B	6	Parel Road A. V. School	137	..	137	$\frac{108}{133}$	7	..	7
"	"	7	Proprietary and Fort High School, Chandanwadi.	143	..	143	$\frac{94}{112}$	6	..	9
"	"	8	Royal English School	45	..	45	$\frac{35}{50}$	5	..	5
"	"	9	R. I. J. Princess Street Boys' School..	112	..	112	$\frac{100}{111}$	6	..	6
"	"	10	Shri Karunashankar Boys' and Girls' School.	61	34	95	$\frac{67}{84}$	4	1	5
U	"	11	Anjuman-I-Islam New Nagpada Closed School.
"	"	12	Madressa-I-Dawoodia School	95	85	180	$\frac{125}{135}$	7	1	8
"	"	13	Madressa Faizul Oulum Boys' School.	109	..	109	$\frac{69}{95}$	4	..	4
"	"	14	Madressa-I-Mahomedia Juma Masjid Day School.	73	..	73	$\frac{57}{78}$	5	..	5
"	"	15	Shakhe Madressa-I-Mahomedia School	186	..	186	$\frac{130}{183}$	10	..	10
M	G	16	S. L. and Sc. Society's Jagannath Shankershet Girls' School.	1	100	101	$\frac{67}{81}$	1	9	10
G	"	17	Mangrol Jain Sabha Gujarati Girls' School.	..	139	139	$\frac{94}{132}$	1	8	9
"	"	18	Parsi Girls' School Association, Chandanwadi.	..	285	285	$\frac{257}{290}$..	16	16
"	"	19	Sir J. J. Princess Street Girls' School	..	142	142	$\frac{121}{141}$	1	8	9
U	"	20	Madressa Faizul Oulum Girls' School	..	29	29	$\frac{18}{27}$	1	..	1
"	"	21	Makhabe Sabiyat Girls' School	..	111	111	$\frac{62}{100}$..	5	5
H	"	22	Sitaram Poddar Balika Vidyalaya	77	77	$\frac{62}{85}$..	6	6
M	N	23	P. S. Nal Bazar Night School
U	"	24	Anjuman-I-Moinn. Nut Tulba Night School.	29	..	29	$\frac{18}{27}$	7	..	7
"	"	25	Khilafat Nul Bazar Night School	40	..	40	$\frac{31}{34}$	3	..	3
"	"	26	Khilafat Nizampura Night School	16	..	16	$\frac{16}{23}$	1	..	1
"	"	27	Khilafat Princess Street Night School	10	..	10	$\frac{8}{11}$	1	..	1
H	"	28	D. A. V. Free Night School	52	..	52	$\frac{40}{50}$	7	..	7

WARD

Total Amount of expenditure for 1930-31.	Grant paid for		Expenditure per head of Pupil for 1930-31.	Annual Grant per head of Pupil for 1930-31.	Average Rate of Fees charged.	Result of the General Vernacular Std. IV Examination held by the Board.		Percentage of the passed Pupils. %	REMARKS.
	1930-31.	1929-30.				Appeared.	Passed.		
<i>C-contd.</i>									
Rs. s. p.	Rs. s. p.	Rs. s. p.	Rs.	Rs.	Rs. s. p.				
8,828 0 0	2,413 0 0	2,070 0 0	66.3	18.1	1 4 0	28	21	81	
6,818 0 0	2,038 0 0	2,036 0 0	60.8	18.6	1 10 0	26	24	92	
4,244 0 0	1,186 0 0	1,314 0 0	84.9	23.7	2 5 0	6	6	100	
6,460 0 0	1,645 0 0	1,640 0 0	58.2	14.8	Free.	18	10	56	
3,652 0 0	932 0 0	903 0 0	43.4	11.1	0 12 0	4	4	100	
....	The School was closed from June 1930 but the Schools Committee paid Rs. 5,000 for the two Schools—Anjuman a n-I-Islam, Sandhurst Road and Nagpada for the expenditure incurred in 1929-30.
3,240 0 0	860 0 0	621 0 0	24.0	6.4	Free.	4	2	50	
2,088 0 0	612 0 0	563 0 0	21.9	6.5	Free.	
3,995 0 0	1,220 0 0	970 0 0	51.2	15.7	Free.	
8,615 0 0	2,270 0 0	1,910 0 0	47.1	12.5	Free.	28	22	79	
5,501 0 0	1,095 0 0	1,064 0 0	67.9	18.5	0 4 0	17	15	88	
4,767 0 0	1,429 0 0	1,468 0 0	36.1	10.8	Free.	9	9	100	
11,861 0 0	3,104 0 0	3,162 0 0	40.2	10.7	1 8 0	Exempted from submitting pupils to the General Vernacular Std. IV Exam. conducted by the Board.
8,668 0 0	2,537 0 0	2,628 0 0	61.5	18.0	Free.	14	4	29	
625 0 0	150 0 0	120 0 0	23.2	5.5	Free.	
3,177 0 0	880 0 0	806 0 0	31.8	8.9	Free.	
5,942 0 0	1,140 0 0	1,100 0 0	69.9	13.4	0 8 0	Exempted from submitting pupils to the General Vernacular Std. IV Exam. conducted by the Board.
....	Closed.
309 0 0	90 0 0	75 0 0	11.3	3.3	Free.	
1,636 0 0	90 0 0	75 0 0	48.1	2.7	Free.	
182 0 0	75 0 0	75 0 0	7.9	3.2	Free.	
129 0 0	50 0 0	50 0 0	11.7	4.6	Free.	
640 0 0	60 0 0	12.9	1.2	Free.	'De Novo' School;

Description of the School.		Number.	Name of the School.	Number of pupils on 31st March 1931.			Average attendance and Average No. on Bolls during the year 1930-31.	No. of Teachers. (Full-Time and Part-Time.)		
M—Marathi. G—Gujarati. U—Urdu. H—Hindi. S—Sindhi. O—Canarese.	B—Boys' School. G—Girls' School. N—Night School.			Boys.	Girls.	Total.		Males.	Females.	Total.
M	B	1	Baldyanvardhak Primary School ..	120	5	125	108 126	3	..	3
"	"	2	Bombay New Deaf and Dumb Institution.	12	3	15	11 18	1	..	1
"	"	3	Chikitsak Samuha Potdar Primary School.	102	54	156	120 144	8	..	8
"	"	4	Khattargali Mahajan School	79	3	82	69 93	2	..	2
"	"	5	Khetwadi Registered Primary School	90	3	93	64 84	3	..	3
"	"	6	Mugbhat Private School	43	..	43	32 51	4	..	4
"	"	7	Mugbhat Vidyavardhak Primary School.	31	3	30	37 48	2	..	2
"	"	8	Patriotic Institution	63	34	97	60 81	3	1	4
"	"	9	Sir Narayan Chandavarkar Marathi School.	164	92	256	165 229	8	1	9
G	"	10	Eyramji Jeejeebhoy Parsi Charitable Institution.	129	..	129	108 118	7	..	7
"	"	11	C. M. S. Mahalaxmi Boys' and Girls' School.	24	7	31	28 35	1	..	1
"	"	12	D. C. M. Bam Mohan Roy Day School
"	"	13	Fellowship School	105	48	153	138 169	9	8	17
"	"	14	Forjet Street Gujarati School ..	107	53	160	110 141	6	1	7
"	"	15	Grant Road Boys' and Girls' School ..	89	45	134	100 120	3	6	9
"	"	16	Grant Road Vernacular Boys' School ..	128	19	147	125 146	6	1	7
"	"	17	Imperial High School	51	1	52	45 53	2	..	2
"	"	18	Jeejeebhoy Dadabhoy Charity School ..	111	94	205	145 188	6	5	11
"	"	19	Lady Northcote Hindu Orphanage School.	92	6	98	85 94	11	..	11
"	"	20	Master's Tutorial High School for Boys	97	..	97	94 114	2	4	6
"	"	21	Proprietary High School, Grant Road ..	105	..	105	82 97	12	..	12
"	"	22	Shet Framji Nasarwanji Patel School	93	..	93	136 179	0	..	0
"	"	23	Star Primary School	43	29	72	71 76	3	3	6
H	"	24	Marwadi Commercial School	166	..	166	120 157	7	..	7
"	"	25	Marwadi Vidyalaya Hindi School ..	192	4	196	140 174	8	..	8

WARD

(Population of Primary School-going

Total Amount of expenditure for 1930-31.	Grant paid for		Expenditure per head of Pupil for 1930-31.	Annual Grant per head of Pupil for 1930-31.	Average Rate of Fees charged.	Result of the General Vernacular Std. IV Examination held by the Board.		Percentage of the passed Pupils. %	REMARKS.
	1930-31.	1929-30.				Appeared.	Passed.		

D—contd.

Age as per Census of 1921—(11,717.)

Ra. a. p.	Ra. a. p.	Ra. a. p.	Rs.	Rs.	Rs. a. p.					
3,425 0 0	1,005 0 0	979 0 0	27.2	7.9	0 9 0	15	15	100		
1,791 0 0	800 0 0	325 0 0	137.8	28.0	2 8 0		
5,792 0 0	1,532 0 0	2,135 0 0	40.2	12.7	0 13 0	32	32	100		
2,063 0 0	582 0 0	647 0 0	24.9	7.0	0 7 0	5	5	100		
1,908 0 0	530 0 0	523 0 0	22.7	6.3	0 8 0	3	3	100		
2,870 0 0	726 0 0	732 0 0	56.3	14.2	0 12 0	24	16	67		
1,451 0 0	435 0 0	466 0 0	33.8	10.1	0 6 0	3	3	100		
2,358 0 0	753 0 0	952 0 0	29.1	9.3	0 6 0	8	8	100		
6,404 0 0	1,856 0 0	1,728 0 0	27.9	8.1	0 10 0	35	35	100		
6,819 0 0	1,955 0 0	2,020 0 0	57.8	16.6	0 8 0	66	55	83		
563 0 0	70 0 0	70 0 0	16.1	2.0	Free.		
....	Closed.	
24,992 0 0	4,000 0 0	3,603 0 0	147.9	21.4	10 8 0	24	14	58		
3,933 0 0	500 0 0	350 0 0	21.5	3.6	2 3 0	7	4	57		
7,340 0 0	1,723 0 0	1,665 0 0	61.2	14.4	2 10 0	20	18	90		
5,716 0 0	1,670 0 0	1,543 0 0	39.2	10.8	2 0 0	20	11	55		
3,245 0 0	975 0 0	1,000 0 0	61.2	18.4	2 8 0	9	2	22		
6,491 0 0	1,698 0 0	1,617 0 0	34.5	9.0	Free.	28	11	39		
5,115 0 0	1,203 0 0	1,218 0 0	54.4	12.8	Free.	20	17	85		
8,603 0 0	2,402 0 0	2,605 0 0	75.5	21.1	3 11 0	37	11	30		
8,649 0 0	2,228 0 0	2,314 0 0	80.2	22.9	3 3 0	27	24	89		
7,075 0 0	1,974 0 0	1,894 0 0	39.5	11.0	1 2 0	40	34	85		
4,579 0 0	1,281 0 0	1,307 0 0	60.3	16.9	2 8 0	5	4	80		
8,080 0 0	750 0 0	650 0 0	51.2	4.7	Free.		
12,381 0 0	3,233 0 0	3,275 0 0	71.2	18.6	Free.	Exempted from submitting pupils to the General Vernacular Std. IV Exam. conducted by the Board. Do. do.	

Description of the School.		Number.	Name of the School.	Number of pupils on 31st March 1931.			Average attendance and Average No. on Rolls during the year 1930-31.	No. of Teachers. (Full Time and Part Time.)		
M—Marathi. G—Gujarati. U—Urdu. H—Hindi. S—Sindhi. C—Canarese.	B—Boys' School. G—Girls' School. N—Night School.			Boys.	Girls.	Total.		Males.	Females.	Total.
WARD										
M	G	26	Nirgude's Charitable Girls' School ..	45	65	110	78 100	2	2	4
"	"	27	Seva Sadan Normal Classes	93	93	74 86	6	6	12
"	"	28	U. F. C. Mission Gowalla Tank School.	59	136	195	136 168	2	7	9
G	"	29	Master's Tutorial High School for Girls'	39	106	145	100 122	1	7	8
"	"	30	Merwanji Manekji Shet Para! Girls' School.	24	45	69	61 78	..	4	4
"	"	31	Princess High School for Girls ..	43	124	167	127 146	1	7	8
"	"	32	Sir Cawasji Jehangir Readymoney Girls' School.	42	143	185	142 168	1	7	8
"	"	33	Sir Mangaldas Nathubhoy Girls' School	..	218	218	153 205	1	9	10
"	"	34	Vanita Vlahram Normal Classes	60	60	62 76	4	5	9
"	"	35	Women's Indian Association Classes, Chaupati.	..	197	197	125 140	..	8	8
"	"	36	Young Ladies' Training Institute, Grant Road.	..	118	118	100 120	2	8	10
M	N	37	Yande Free Night School
"	"	38	Y. M. H. A. Night School ..	20	..	20	16 18	2	..	2
G	"	39	D. C. M. Ram Mohan Roy Night School
H	"	40	Kanyakubja Mandal Night School
WARD										
(Population of Primary School-going										
M	B	1	A. M. Byculla School ..	118	61	174	123 175	5	8	13
"	"	2	A. M. Mackinty Burnell School ..	71	27	98	79 112	3	2	5
"	"	3	B. P. T. Wari Bunder School ..	96	27	123	90 123	3	1	4
"	"	4	Israelite School, Mazagaon ..	139	159	298	231 322	9	7	16
"	"	5	M. E. Mission, Agripada School ..	39	63	102	69 72	..	3	3
"	"	6	M. E. Mission, Foras Road School ..	32	23	55	41 53	..	2	2
"	"	7	M. E. Mission, Tadwadi School ..	71	19	90	59 62	1	4	5
"	"	8	B. C. Free Depressed Class School, J. O.	35	5	40	23 41	2	..	2
"	"	9	S. A. Agripada School ..	12	9	21	10 13	1	..	1
"	"	10	S. A. Clarke Road School ..	13	6	19	12 13	1	..	1

Total Amount of expenditure for 1930-31.	Grant paid for		Expenditure per head of Pupil for 1930-31.	Annual Grant per head of Pupil for 1930-31.	Average Rate of Fees charged.	Result of the General Vernacular Std. IV Examination held by the Board.		Percentage of the passed Pupils.	REMARKS.
	1930-31.	1929-30.				Appeared.	Passed.		

D—contd.

Rs. a. p.	Rs. a. p.	Rs. a. p.	Rs.	Rs.	Rs. a. p.	7.0	7.0	100.0	
2,998 0 0	942 0 0	912 0 0	29.9	9.4	Free.				
7,945 0 0	3,000 0 0	* 2,620 0 0 † 2,399 0 0	92.4	34.0	1 8 0	Rs. 2,399 paid in 1929-30 as pending grant for 1928-29.
7,741 0 0	2,282 0 0	2,206 0 0	46.1	18.6	0 5 0	29.0	17.0	59.0	
9,397 0 0	2,615 0 0	2,577 0 0	77.0	21.4	3 11 0	28.0	6.0	22.0	
2,071 0 0	634 0 0	601 0 0	28.4	8.7	0 12 0	13.0	10.0	77.0	
7,974 0 0	1,878 0 0	1,848 0 0	54.9	12.9	3 0 0	39.0	13.0	33.0	
4,849 0 0	1,450 0 0	1,420 0 0	28.9	8.6	1 0 0	19.0	14.0	74.0	
7,693 0 0	2,127 0 0	2,112 0 0	37.5	10.7	0 5 0	35.0	13.0	37.0	
12,778 0 0	3,000 0 0	* 2,340 0 0 † 3,000 0 0	168.1	39.5	1 0 0	Rs. 3,000 paid in 1929-30 as pending grant for 1928-29.
1,681 0 0	260 0 0	150 0 0	12.0	1.0	Free.	
2,305 0 0	830 0 0	1,000 0 0	23.4	6.9	Free.	
....	Closed.
556 0 0	100 0 0	100 0 0	30.9	5.6	Free.	
....	Closed.
....	Closed.

E.

Age as per Census of 1921—19,705.

9,288 0 0	2,591 0 0	2,552 0 0	58.1	14.8	0 4 0	19.0	19.0	100.0	
3,384 0 0	750 0 0	600 0 0	30.2	6.7	Free.	6.0	3.0	50.0	
3,544 0 0	876 0 0	870 0 0	29.1	7.1	Free.	8.0	8.0	100.0	
11,697 0	3,235 0 0	2,990 0 0	36.3	10.2	0 6 0	47.0	42.0	90.0	
2,096 0 0	581 0 0	350 0 0	29.1	3.1	Free.	
1,380 0 0	200 0 0	150 0 0	23.6	3.5	Free.	
2,279 0 0	240 0 0	240 0 0	36.0	3.9	Free.	
1,854 0 0	150 0 0	175 0 0	47.7	3.7	Free.	5.0	4.0	80.0	
412 0 0	31.7	Free.	
1,444 0 0	45 0 0	111.1	3.5	Free.	

Description of the School.		Number.	Name of the School.	Number of pupils on 31st March 1931.			Average attendance and Average No. on Rolls during the year 1930-31.	No. of Teachers. (Full Time and Part Time.)		
M—Marathi. G—Gujarati. U—Urdu. H—Hindi. S—Sindhi. C—Canarase.	B—Boys' School. G—Girls' School. N—Night School.			Boys.	Girls.	Total.		Males.	Females.	Total.
M	B	11	S. A. Dagal Chawl School ..	20	30	50	33	1	..	1
"	"	12	S. A. Dhor Chawl School ..	10	12	22	14	1	..	1
"	"	13	S. A. Willingdon's Boys' Home Marathi.	24	..	24	32	1	..	1
"	"	14	Tendulkar's Boys' School ..	138	..	138	56	4	..	4
G	"	15	G. M. S. Jacob Circle School ..	40	23	62	122	2	..	2
"	"	16	H. H. The Agakhan's I. K. Hasanabad Boys' School.	58	..	58	25	5	..	5
"	"	17	Mambal Gujarati Orphanage Primary School.	71	2	73	38	4	..	4
"	"	18	M. E. Mission DeLisle Road Gujarati School.	68	13	76	44	1	1	2
"	"	19	M. E. Mission Foras Road Gujarati School.	28	17	45	58	..	3	3
"	"	20	New Mazagon Boys' School ..	82	..	82	57	4	1	5
"	"	21	S. A. Willingdon's Boys' Home Gujarati.	26	..	26	71	1	..	1
U	"	22	Madressa-I-Farooqulsh School ..	50	..	50	41	2	..	2
"	"	23	Madressa-I-Bhauval Oulum Kamathipura School.	83	36	119	67	9	..	9
"	"	24	Madressa-I Hanifa Free Urdu School.	124	68	192	108	9	..	9
"	"	25	Zaul Oulum Boys' School ..	52	..	52	125
G	G	26	Bal Ratanbai F. Panday Girls' School.	66	172	238	41	2	11	13
"	"	27	H. H. The Agakhan's I. K. Hasanabad Girls' School	..	54	54	195	..	3	3
"	"	28	New Mazagon Girls' School	56	56	266	2	2	4
U	"	29	H. D. B. Mahomedan Female or Orphanage School.	..	41	41	44	..	3	3
"	N	30	Anjuman-Talimul Muslemin Night School.	30	..	30	58	2	..	2
"	"	31	Hafzul Islam English-Gujarati Night School.	54	..	54	39	4	..	4
"	"	32	Hafzul Islam Vernacular Final Night School.	61	..	61	40	2	..	2
"	"	33	Khilafat Arab Lane Night School ..	16	..	16	54	1	..	1
"	"	34	Khilafat Foras Road Night School ..	28	..	28	59	2	..	2
"	"	35	Khilafat Kamathipura Night School.	59	..	59	10	3	..	3
"	"	36	Khilafat Madaupura Night School ..	71	..	71	14	3	..	3

WARD

Total Amount of expenditure for 1930-31.	Grant paid for		Expenditure per head of Pupil for 1930-31.	Annual Grant per head of Pupil for 1930-31.	Average Rate of Fees charged.	Result of the General Vernacular Std. IV Examination held by the Board.		Percentage of the passed Pupils.	REMARKS.
	1930-31.	1929-30.				Appeared.	Passed.		
<i>E—contd.</i>									
Rs. a. p.	Rs. a. p.	Rs. a. p.	Rs.	Rs.	Rs. a. p.				
391 0 0	10.8	Free.	
715 0 0	40 0 0	44.7	2.5	Free.	
825 0 0	150 0 0	100 0 0	14.7	2.7	Free.	4.0	2.0	50.0	
3,507 0 0	1,078 0 0	1,088 0 0	28.4	8.1	0 9 0	20.0	16.0	80.0	
1,281 0 0	180 0 0	200 0 0	33.7	4.7	0 9 0	
2,459 0 0	602 0 0	400 0 0	42.4	10.4	Free.	
3,644 0 0	874 0 0	888 0 0	51.8	12.3	Free.	14.0	13.0	98.0	
1,714 0 0	350 0 0	275 0 0	23.5	4.8	Free.	4.0	4.0	100.0	
1,288 0 0	100 0 0	75 0 0	32.8	2.5	Free.	
2,998 0 0	926 0 0	872 0 0	34.1	10.5	1 4 0	7.0	3.0	43.0	
1,175 0 0	150 0 0	175 0 0	16.8	2.2	Free.	
1,485 0 0	340 0 0	300 0 0	29.7	6.8	Free.	7.0	6.0	86.0	
5,970 0 0	1,510 0 0	1,441 0 0	55.3	13.9	Free.	7.0	7.0	100.0	
4,059 0 0	1,316 0 0	1,024 0 0	25.5	7.2	Free.	9.0	9.0	100.0	
1,690 0 0	250 0 0	37.5	5.6	Free.	<i>De Novo School.</i>
10,198 0 0	2,821 0 0	3,032 0 0	38.3	10.6	2 4 0	40.0	24.0	60.0	
2,835 0 0	882 0 0	750 0 0	48.9	15.2	Free.	6.0	1.0	17.0	
2,023 0 0	559 0 0	497 0 0	41.4	11.6	1 4 0	4.0	1.0	25.0	
2,796 0 0	500 0 0	557 0 0	71.7	12.8	Free.	
750 0 0	100 0 0	85 0 0	22.1	2.9	Free.	
770 0 0	100 0 0	75 0 0	19.3	2.5	Free.	
1,059 0 0	150 0 0	125 0 0	17.9	2.6	Free.	
139 0 0	60 0 0	60 0 0	9.9	4.3	Free.	
316 0 0	116 0 0	116 0 0	9.6	8.5	Free.	
509 0 0	150 0 0	150 0 0	9.3	2.7	Free.	
952 0 0	110 0 0	110 0 0	15.4	1.8	Free.	

Description of the School.		Number.	Name of the School.	Number of pupils on 31st March 1931.			Average attendance - the Average No. on Rolls during the year 1930-31.	No. of Teachers. (Full Time and Part Time).		
M—Marathi. G—Gujarati. U—Urdu. H—Hindi. S—Sindhi. C—Canarose.	B—Boys' School. G—Girls' School. N—Night School.			Boys.	Girls.	Total.		Males.	Females.	Total.

WARD

U	N	37	Khilafat Sankli Cross Street Night School.	38	..	38	<u>20</u> 32	2	..	2
"	"	38	Khilafat Surtimohola Night School ..	16	..	16	<u>18</u> 16	1	..	1
"	"	39	Khilafat Tank Bunder Night School	52	..	52	<u>31</u> 37	8	..	8
"	"	40	Khilafat Underia Street Night School..	20	..	20	<u>14</u> 21	1	..	1
"	"	41	Khilafat Wari Bunder Night School ..	18	..	18	<u>15</u> 16	1	..	1
"	"	42	S. S. L. Madaupura Night School ..	38	..	38	<u>20</u> 34	3	..	3
"	"	43	S. S. L. Mazagaon Night School ..	15	..	15	<u>11</u> 16	1	..	1
"	"	44	S. S. L. New Nagpada Night School ..	32	..	32	<u>29</u> 39	3	..	3
"	"	45	Ziaul Islam Adulh Night School ..	73	..	73	<u>36</u> 40	3	..	3

WARD

(Population of Primary School-going

M	B	1	Acworth Leper Asylum School, Matunga.	4	1	5	<u>4</u> 5	1	..	1
"	"	2	American Mission School for the Blind	17	21	38	<u>32</u> 37	3	3	6
"	"	3	B. P. T. Antop Village School ..	58	31	89	<u>75</u> 92	2	1	3
"	"	4	B. P. T. Wadala School (Sewri) ..	70	14	90	<u>72</u> 93	3	2	5
"	"	5	Helpless Beggar's Relief Camp School, Rowli Hill.	6	..	6	<u>6</u> 8	2	..	2
"	"	6	M. E. Mission Naigaum School ..	46	9	55	<u>40</u> 45	1	1	2
"	"	7	Nare and Mandali's Charitable Institution.	35	..	35	<u>33</u> 40	2	..	2
"	"	8	New Parel Bholwada School ..	40	9	49	<u>39</u> 58	3	..	3
"	"	9	B. C. Matunga Camp School ..	26	9	35	<u>24</u> 38	2	..	2
"	"	10	B. C. St. Antonio School
"	"	11	S. A. Matunga Camp School ..	19	23	42	<u>31</u> 38	1	..	1
"	"	12	S. A. Naigaum School
"	"	13	Wesleyan Mission School, Parel ..	82	24	106	<u>72</u> 97	3	1	4
"	"	14	Britania Gujarati Boys' & Girls' School	55	45	100	<u>73</u> 87	2	4	6
"	G	15	S. A. Rescue Home School, Slon	14	14	<u>14</u> 14	..	1	1

Total Amount of expenditure for 1930-31.	Grant paid for		Expenditure per head of Pupil for 1930-31.	Annual Grant per head of Pupil for 1930-31.	Average Rate of Fees Charged.	Result of the General Vernacular Std. IV Examination held by the Board.		Percentage of the passed Pupils.	REMARKS.
	1930-31.	1929-30.				Appeared.	Passed.		

E—contd.

Rs. a. p.	Rs. a. p.	Rs. a. p.	Rs.	Rs.	Rs. a. p.				
237 0 0	60 0 0	50 0 0	7.4	1.9	Free.	
145 0 0	45 0 0	45 0 0	6.1	2.8	Free.	
275 0 0	60 0 0	60 0 0	7.4	1.6	Free.	
144 0 0	50 0 0	50 0 0	6.9	2.4	Free.	
147 0 0	70 0 0	70 0 0	9.2	4.4	Free.	
662 0 0	125 0 0	110 0 0	19.5	3.7	0 6 0	
371 0 0	80 0 0	85 0 0	23.2	5.0	0 4 0	
577 0 0	150 0 0	150 0 0	14.8	3.9	0 4 0	
529 0 0	90 0 0	75 0 0	13.2	2.3	Free.	

F.

Age as per Census of 1921—11,716).

324 0 0	230 0 0	230 0 0	64.8	46.0	Free.	
6,417 0 0	1,000 0 0	1,000 0 0	173.4	27.0	Free.	Grant of Rs. 1,000 for 1929 30 was paid in the year 1930-31.
1,562 0 0	374 0 0	314 0 0	16.9	4.1	Free.	
2,657 0 0	840 0 0	1,010 0 0	23.6	9.0	Free.	14	13	98	
1,030 0 0	250 0 0	250 0 0	136.0	31.3	Free.	
1,295 0 0	160 0 0	150 0 0	29.9	3.6	Free.	
640 0 0	100 0 0	200 0 0	16.2	2.5	Free.	4	3	75	
1,183 0 0	470 0 0	350 0 0 +277 0 0	20.4	3.1	Free.	3	3	100	Rs. 470 includes the amount of Rs. 102 paid as Remission of Fees.
798 0 0	80 0 0	80 0 0	21.0	2.1	Free.	2	0	
....	Closed.	
642 0 0	120 0 0	150 0 0	16.9	3.2	Free.	1	0	
..	Closed.	Figures not submitted. Grants not paid.
2,063 0 0	665 0 0	500 0 0	30.6	6.0	Free.	3	3	100	
2,873 0 0	741 0 0	722 0 0	33.0	3.6	2 0 0	9	9	100	
1,400 0 0	80 0 0	80 0 0	100.0	5.7	Free.	

Description of the School.		Number.	Name of the School.	Number of pupils on 31st March 1931.			Average Attendance + the Average No. on Rolls during the year 1930-31.	No. of Teachers. (Full Time and Part Time.)		
M—Marathi. G—Gujarati. U—Urdu. H—Hindi. S—Sindhi. C—Canarese.	B—Boys' School. G—Girls' School. N—Night School.			Boys.	Girls.	Total.		Males.	Females.	Total.
G	G	16	Dadar Girls' School	22	20	42	30 35	..	5	5
"	"	17	N. J. Wadia School	101	170	271	228 256	1	12	13
"	"	18	Sir J. J. Parel Girls' School	126	126	107 130	1	8	9
"	"	19	Women's Indian Association Classes, Dadar	..	41	41	30 37	..	11	11
M	N	20	Hindu Sabha Naigaum Night School..	28	8	34	28 36	8	..	8
G	"	21	Dadar Sarvajanic Free Night School..	55	..	55	24 40	1	..	1
U	"	22	Khilafat Lal Beg Night School	14	..	14	12 15	1	..	1
"	"	23	Khilafat Matunga Night School	13	..	13	11 14	1	..	1
"	"	24	Khilafat Parel Night School	26	..	26	15 20	1	..	1
"	"	25	Khilafat Sewree Night School.. .. .	55	..	55	32 41	3	..	3

WARD

WARD

(Population of Primary School-going

M	B	1	Bene Israelite School, Jacob Circle ..	78	88	166	101 162	4	5	9
"	"	2	G. E. I's. Chhabildas Lallobhoy Pri- mary School	213	24	237	175 210	8	..	8
"	"	3	David Sassoon Industrial and Refor- matory Institutions, Mar. Br.	122	..	122	104 112	6	..	6
"	"	4	S. A. Parel School	25	8	33	21 25	1	..	1
"	"	5	S. A. Worli School	17	10	27	17 20	1	..	1
G	"	6	David Sassoon Industrial and Refor- matory Institution, Guj. Br.	75	..	75	73 76	5	..	5
"	"	7	DeLisle Road Parel Boys' and Girls' School.	58	8	66	49 61	4	..	4
U	"	8	David Sassoon Industrial and Refor- matory Institution, Urdu Br.	130	..	130	114 122	5	..	5
"	"	9	Madressa-I-Makhadomia, Mahim ..	69	31	100	71 89	2	2	4
"	U	10	Khilafat DeLisle Road No. 2, Night School.	20	..	20	14 18	1	..	1
"	"	11	Khilafat Dharawi Night School ..	23	..	23	14 18	1	..	1

THE SCHOOLS COMMITTEE'S OFFICE, }
BOMBAY, August 1931. }

Total Amount of expenditure for 1930-31.	Grant paid for		Expenditure per head of Pupil for 1930-31.	Annual Grant per head of Pupil for 1930-31.	Average Rate of Fees charged.	Result of the General Vernacular Std. IV Examination held by the Board.		Percentage of the passed Pupils.	REMARKS.
	1930-31.	1929-30.				Appeared.	Passed.		
F—contd.									
Rs. a. p.	Rs. a. p.	Rs. a. p.	Rs.	Rs.	Rs. a. p.				
2,352 0 0	400 0 0	750 0 0	67.2	11.4	8 0 0	2	2	100	
12,001 0 0	2,500 0 0	2,001 0 0	46.9	9.8	1 4 0	26	16	62	
7,784 0 0	2,048 0 0	2,137 0 0	59.9	15.8	Free.	16	11	69	
1,591 0 0	200 0 0	43.0	5.4	Free.	De Novo School.
628 0 0	120 0 0	85 0 0	17.3	3.3	Free.	
402 0 0	100 0 0	8.2	2.1	Free.	De Novo School.
120 0 0	60 0 0	60 0 0	8.0	4.0	Free.	
0 0	40 0 0	9.6	2.9	Free.	
0	30 0 0	115 0 0	7.1	4.0	Free.	
324 0 0	55 0 0	40 0 0	7.9	1.4	Free.	

G.									
Age as per Census of 1921—(13,728).									
Rs. a. p.	Rs. a. p.	Rs. a. p.	Rs.	Rs.	Rs. a. p.				
5,809 0 0	1,240 0 0	360 0 0 +524 0 0	35.9	7.7	Free.	7	4	57	Rs. 1,240 includes the amount of Rs. 240 as Remission of Fees.
8,906 0 0	2,283 0 0	2,390 0 0	42.4	10.9	0 5 0	48	37	77	
4,370 0 0	825 0 0	825 0 0	39.0	7.4	Free.	14	13	93	
632 0 0	50 0 0	25.3	2.0	Free.	
460 0 0	23.0	Free.	
1,474 0 0	350 0 0	350 0 0	19.7	4.7	Free.	8	8	100	
3,424 0 0	799 0 0	715 0 0	56.1	13.1	1 2 0	10	10	100	
2,628 0 0	400 0 0	325 0 0	21.6	3.3	Free.	9	8	89	
3,409 0 0	944 0 0	809 0 0	42.1	11.7	Free.	5	4	80	
139 0 0	50 0 0	55 0 0	7.7	2.8	Free.	
138 0 0	55 0 0	55 0 0	7.7	3.1	Free.	

R. V. PARULEKAR,
Secretary, Schools Committee.

BOMBAY, 17th July 1931.

FROM

THE MUNICIPAL AUDITORS,

BOMBAY.

To

THE MUNICIPAL SECRETARY,

BOMBAY.

SIR,

In accordance with the orders of the Town Council No. 1455, dated 6th October 1879 and with reference to Section 137 of the Bombay Municipal Act we have the honour to submit herewith four appendices marked A, B, C and D containing the result of the scrutiny of the outstanding bills of Rates and Taxes which were in the hands of the ward clerks in the several ward offices and in the office of the Assessor and Collector on 31st March 1931.

2. From appendix C attached it will be seen that the total outstanding on account of Rates and Taxes on 31st March 1931, (inclusive of Meter hire and contribution from Government under Section 144 of the Municipal Act), amounted to Rs. 33,68,539-8-9 against Rs. 24,29,480-2-8 on the same date last year, showing an increase of Rs. 9,39,059-6-1. The outstanding balances of the two years compare as follows:—

	Outstandings on 31-3-1930. Rs.	Balances on 31-3-1931. Rs.
1. Government contribution under Section 144 of the Act.	4,49,200	5,18,023
2. Government (Water and Halalkhore Taxes).	28,518	33,036
3. Port Trust.	137	3,752
4. City Improvement Trust	57,259	80,547
5. G. I. P. Railway	5,20,981	28,684
6. B. B. & C. I. Railway	9,279	12,644
7. Mills	5,97,714	16,68,098
8. Other rate payers	7,62,956	10,21,018
9. Meter hire	3,436	2,737
Total Rs.	24,29,480	33,68,539

From the above figures it will be seen that there are increases under all the heads except G. I. P. Railway and Meter hire. The large decrease under G. I. P. Railway is due to the fact that the outstanding balances on 31st March 1930 included large arrears owing to the dispute with the Agent who had withheld payment claiming special treatment of all the G. I. P. Railway properties on the ground that the Railway was State managed. The large outstanding balance against contribution from Government under Section 144 (3) of the Act is due to the decision of Government to pay the dues in arrears instead of in advance as laid down in Section 197 of the Act while the increase in the outstanding balance over that of the previous year was on account of the figures of the revised award having been taken into account. The increase of over Rs. 10 lacs in the outstanding balances against Mills on 31st March 1931 over that of the previous year was due to the non-recovery of the bills according to the revised valuation of all Mill properties with effect from the 1st April 1929. Complaints made against the revised valuation were under investigation. These were disposed of about the close of the year and appeals have been filed before the Chief Judge of the Small Causes Court. None of the appeals has since been heard but the Millowners' Association has agreed to pay their bills on the basis of old valuation and payments so received are held in deposit to the extent of Rs. 8,00,000 upto now pending disposal of appeals. We are of opinion that these deposits should have been treated as recoveries of taxes (at the old rates) and credited to Revenues. Under other rate payers the increase was due to large amounts not having been recovered during the year.

The following figures disclose the transactions of the whole year :—

	Rs.	a.	p.
Balance on 31st March 1930 (Exclusive of Meter Hire) ...	24,26,044	6	8
Net demand for the year 1930-31	2,49,41,963	9	0
Total Rs.* ...	2,73,68,007	15	8
Recoveries during the year	2,40,02,205	14	11
Balance on 31st March 1931 (Exclusive of Meter Hire) Total Rs.	33,65,802	0	9

3. The figures for the demand are exclusive of the amounts of drawbacks, (Rs. 3,19,506-6-0) allowed during the year 1930-31 under Section 158 (2) of the Act. The figure for recoveries during the year does not include refunds as also adjustments by Journal entries made in the Chief Accountant's Office. The figures of both the departments for the year must agree, and so when adjustments are made by one department, information of the adjustments should be given to the other department without delay. We are of opinion that the books of the Assessment Department should be kept open to account for all the adjustments made by the Chief Accountant's Office until his books are closed.

4. Appendix D shows the number and amount of bills outstanding on 31st March 1931 on account of street number plates.

5. We beg to observe that some of the bills included in the appendices were not produced before us, as they were certified by the Assessment Department to have been paid after 1st April 1931.

6. The appendices form part of the annual report on the Municipal accounts for the year 1930-31 now under preparation.

We have the honour to be

Sir,

Your most obedient servants,

H. S. KATRAK, F.C.B.A.

T. J. PAREKH,

Municipal Auditors.

Appendix A.

STATEMENT of outstanding bills of Rates and Taxes for the year 1930-31 in the hands of the Ward Clerks and in the Office of the Assessor and Collector on 31st March 1931.

Wards.	No. of Bills.	DETAILS OF DEMAND.									REMARKS.	
		General Tax.	Water Tax.			Halalkhore Tax.		Tax on Vehicles and Animals.	Meter Hire.	Total.		
			On Value.	By Meter Measurement.	Compounded Tax.	On Value.	At a special rate.					
1	2	3	4	5	6	7	8	9	10	11		
		Rs. a. p.	Rs. a. p.	Rs. a. p.	Rs. a. p.	Rs. a. p.	Rs. a. p.	Rs. a. p.	Rs. a. p.	Rs. a. p.	Rs. a. p.	
A Ward ...	1,183	12,41,375 14 0	20,442 0 0	18,599 3 0	230 12 0	3,24,756 14 0	14,860 8 0	265 0 0	16,20,530 3 0		
B " ...	1,202	1,83,956 14 0	53,975 3 0	5,686 9 0	274 6 0	50,319 3 0	5,046 7 0	87 4 0	2,99,336 14 0		
C " ...	504	52,901 12 0	16,778 10 0	3,707 13 0	39 8 0	15,391 12 0	2,901 14 0	198 0 0	91,919 5 0		
D " ...	1,140	1,04,195 10 6	24,021 8 0	8,313 10 0	491 8 0	27,812 9 0	17,297 3 0	141 0 0	1,82,273 0 6		
E " ...	703	56,532 6 3	12,867 4 0	9,050 2 0	5 0 0	15,631 6 0	6,974 9 0	162 0 0	1,01,282 11 3		
F " ...	278	50,366 15 0	3,225 2 8	3,744 10 0	21 4 0	13,340 3 0	2,103 8 0	112 8 0	72,914 2 8		
G " ...	1,088	1,05,018 7 0	10,979 1 0	9,939 4 0	70 3 0	27,353 2 0	4,309 11 0	649 0 0	1,58,318 12 0		
City Improvement Trust.	799	33,952 4 0	8,480 3 0	13,170 1 0	92 0 0	7,517 1 0	251 0 0	63,462 9 0		
Government ...	163	8,069 15 0	2,631 13 0	10,255 8 0	190 4 0	2,105 15 0	1,810 9 0	871 12 0	65,486 0 0		
Bombay Port Trust..	2	3,752 4 0		
G. I. P. Railway ...	48	10,386 11 0	12,400 15 0	1,328 10 0		
B. B. & C. I. Railway	44	7,849 6 0	2,552 0 0	1,280 6 0		
Total ...	7,154	18,54,806 2 9	1,53,400 12 8	97,419 11 0	1,414 13 0	4,86,828 1 0	5,562 13 0	53,493 12 0	2,737 8 0	26,55,463 9 5		
Government Contribution under Section 144 of the Act.	...	5,18,023 1 0	5,18,023 1 0		
Grand Total ...	7,154	23,72,629 3 9	1,53,400 12 8	97,419 11 0	1,414 13 0	4,86,828 1 0	5,562 13 0	53,493 12 0	2,737 8 0	31,73,486 10 5		

375

MUNICIPAL OFFICE,
BOMBAY, 17th July 1931.

H. S. KATRAK, F.C.R.A.
T. J. PAREKH,
Municipal Auditors.

Appendix B.

Summary of outstanding bills of Rates and Taxes for the year 1929-30, and previous years in the hands of the Ward Clerks and in the office of the Assessor and Collector on 31st March 1931.

Wards.	No. of Bills.	Details of Demand:								REMARKS.
		General Tax.	Water Tax.			Halalkhore Tax.		Tax on Vehicles and Animals.	Total.	
			On Value.	By Meter Measurement.	Compounded Tax.	On Value.	At a special rate.			
1	2	3	4	5	6	7	8	9	10	
		Rs. a. p.	Rs. a. p.	Rs. a. p.	Rs. a. p.	Rs. a. p.	Rs. a. p.	Rs. a. p.	Rs. a. p.	
E Ward	2	66 5 6	21 10 2	<i>For the year 1922-23.</i>		17 4 10			105 4 6	
F " "	1	16 11 0	9 13 0	26 7 0	
Total	3	83 0 6	21 10 2	27 0 10	131 11 6	
		Rs. a. p.	Rs. a. p.	Rs. a. p.	Rs. a. p.	Rs. a. p.	Rs. a. p.	Rs. a. p.	Rs. a. p.	
E Ward	7	156 1 0	51 15 0	<i>For the year 1923-24.</i>		55 1 0			263 1 0	
F " "	2	33 6 0	19 8 0	52 14 0	
Total	9	189 7 0	51 15 0	74 9 0	315 15 0	
		Rs. a. p.	Rs. a. p.	Rs. a. p.	Rs. a. p.	Rs. a. p.	Rs. a. p.	Rs. a. p.	Rs. a. p.	
B Ward	1	90 9 0	29 9 0	<i>For the year 1924-25.</i>		23 10 0			143 12 0	
D " "	6	169 6 0	110 0 0		279 6 0	
E " "	17	512 15 0	207 14 0	28 8 0	173 10 0		922 15 0	
F " "	2	23 0 0	15 1 0		36 1 0	
G " "	10	354 0 0	139 3 0	111 4 0		604 7 0	
Total	36	1,149 14 0	376 10 0	28 8 0	323 9 0	110 0 0	1,988 9 0	
		Rs. a. p.	Rs. a. p.	Rs. a. p.	Rs. a. p.	Rs. a. p.	Rs. a. p.	Rs. a. p.	Rs. a. p.	
A Ward	4	<i>For the year 1925-26.</i>			95 0 0	95 0 0	
D " "	8	276 2 0	91 13 0	73 6 0		441 5 0	
E " "	19	1,039 1 0	220 12 0	12 0 0	318 13 0	20 0 0	1,610 10 0	
G " "	18	309 12 0	109 12 0	1,346 8 0	87 8 0	47 0 0	1,908 8 0	
Total	49	1,624 15 0	422 5 0	1,358 8 0	479 11 0	162 0 0	4,047 7 0	

APPENDIX B—(continued).

Wards.	No. of Bills.	Details of Demand.								REMARKS.
		General Tax.	Water Tax.			Haialkhore Tax.		Tax on Vehicles and Animals.	Total.	
			On Value.	By Meter Measurement.	Compounded Tax.	On Value.	At a special rate.			
1	2	3	4	5	6	7	8	9	10	
		Rs. a. p.	Rs. a. p.	Rs. a. p.	Rs. a. p.	Rs. a. p.	Rs. a. p.	Rs. a. p.	Rs. a. p.	
				<i>For the year 1926-27.</i>						
A Ward	7	165 0 0	165 0 0	
C "	2	610 10 0	159 4 0	769 14 0	
D "	19	1,356 13 0	195 3 0	355 6 0	102 14 0	2,010 4 0	
	19	2,382 9 0	527 10 0	645 10 0	3,555 13 0	
E "	6	716 10 0	716 10 0	
F "	28	588 15 0	178 12 0	1,384 0 0	142 10 0	2,294 5 0	
G "										
Total	81	4,938 15 0	901 9 0	3,100 10 0	1,302 14 0	267 14 0	9,511 14 0	
				<i>For the year 1927-28.</i>						
A Ward	2	28 5 0	28 5 0	
B "	3	96 1 0	20 0 0	25 0 0	141 1 0	
C "	6	863 0 0	82 6 0	225 2 0	1,170 8 0	
D "	31	1,173 15 0	144 2 0	3 8 0	448 15 0	686 11 0	2,407 3 0	
E "	24	3,864 6 0	939 2 0	1,018 10 0	5,822 2 0	
F "	12	266 12 0	766 8 0	69 10 0	85 0 0	1,207 14 0	
G "	62	2,404 4 0	806 3 0	1,151 0 0	648 6 0	35 0 0	5,044 13 0	
Government	1	1,516 8 0	1,516 8 0	
City Improvement Trust	7	215 2 0	76 4 0	230 0 0	56 2 0	571 8 0	
Total	148	8,883 8 0	2,062 1 0	3,684 0 0	3 8 0	2,491 13 0	785 0 0	17,909 14 0	

APPENDIX B—(concluded).

Wards.	No. of Bills.	Details of Demand.								REMARKS.
		General Tax.	Water Tax.			Halalkhore Tax.		Tax on Vehicles and Animals.	Total.	
			On Value.	By Meter Measurement.	Compounded Tax.	On Value.	At a special rate.			
1	2	3	4	5	6	7	8	9	10	
				<i>For the year 1928-29.</i>						
		Rs. a. p.	Rs. a. p.	Rs. a. p.	Rs. a. p.	Rs. a. p.	Rs. a. p.	Rs. a. p.	Rs. a. p.	
A Ward	24	585 10 0	227 10 0	182 2 0	435 0 0	1,410 6 0	
B " " " " " "	11	727 6 6	168 11 0	153 15 0	1,050 0 6	
C " " " " " "	14	1,195 3 0	173 3 0	809 2 0	311 18 0	2,489 5 0	
D " " " " " "	62	1,924 12 0	254 5 0	616 14 0	100 10 0	698 14 0	998 11 0	4,594 2 0	
E " " " " " "	38	4,070 13 0	879 0 0	726 4 4	1,064 0 0	180 0 0	6,920 1 4	
F " " " " " "	19	1,807 13 0	447 5 0	212 14 0	494 6 0	2,962 6 0	
G " " " " " "	118	4,519 2 0	1,425 6 0	640 4 0	7 0 0	1,180 3 0	264 0 0	8,036 5 0	
City Improvement Trust	43	882 13 0	262 5 0	616 10 0	2 0 0	203 8 0	1,987 4 0	
G. I. P. Railway ...	4	3,068 0 0	21 0 0	8,089 0 0	
Total ..	328	15,693 8 6	3,857 18 0	6,690 0 4	110 0 0	4,288 12 0	21 0 0	1,877 11 0	32,538 13 10	
				<i>For the year 1929-30.</i>						
A Ward	59	11,393 2 0	723 9 0	2,975 9 0	691 0 0	15,783 4 0	
B " " " " " "	95	19,717 9 0	3,953 5 0	585 6 0	5,062 10 0	242 0 0	29,560 14 0	
C " " " " " "	40	4,136 7 0	313 3 0	999 8 0	1,053 1 0	160 5 0	6,662 8 0	
D " " " " " "	133	8,357 1 0	2,197 2 0	3,067 0 0	128 10 0	2,401 13 0	1,822 0 0	17,974 10 0	
E " " " " " "	113	7,815 11 0	1,358 14 0	2,292 1 0	1,137 4 0	12,603 14 0	
F " " " " " "	50	2,976 15 0	981 1 0	457 10 0	803 1 0	274 2 0	5,492 13 0	
G " " " " " "	234	9,981 1 0	2,348 5 0	916 2 0	22 0 0	2,557 14 0	1,032 11 0	16,858 1 0	
Government	9	36 15 0	12 0 0	3,203 4 0	29 14 0	9 19 0	74 7 0	3,366 2 0	
City Improvement Trust	112	7,972 9 0	2,718 15 0	1,966 4 0	5 6 0	2,113 3 0	14,776 5 0	
G. I. P. Railway ..	2	4,567 6 0	4,567 6 0	
B. B. & C. I. Railway ...	11	962 13 0	962 13 0	
Total ..	858	77,917 9 0	14,606 6 0	11,195 2 0	185 14 0	19,268 14 0	74 7 0	5,360 6 0	1,28,608 10 0	

378

MUNICIPAL OFFICE,
Bombay, 17th July 1931. }

H. S. KATRAK, F.C.R.A.
T. J. PAREKH,
Municipal Auditors.

Appendix C.

SUMMARY of Appendices A and B.

Year.	Appendix A.		Appendix B.		Grand Total.	
	Number of Bills.	Amount.	Number of Bills.	Amount.	Number of Bills.	Amount.
		Rs. a. p.		Rs. a. p.		Rs. a. p.
1930-31	7,154	26,55,463 9 5	7,154	26,55,463 9 5
Contribution from Government under Section 144 of the Act	5,18,023 1 0	5,18,023 1 0
1929-30	858	1,28,608 10 0	858	1,28,608 10 0
1928-29	328	32,538 13 10	328	32,538 13 10
1927-28	148	17,909 14 0	148	17,909 14 0
1926-27	81	9,511 14 0	81	9,511 14 0
1925-26	49	4,047 7 0	49	4,047 7 0
1924-25	36	1,988 9 0	36	1,988 9 0
1923-24	9	315 15 0	9	315 15 0
1922-23	3	131 11 6	3	131 11 6
Total ...	7,154	31,73,486 10 5	1,512	1,95,052 14 4	8,666	33,68,539 8 9

379

MUNICIPAL OFFICERS,
BOMBAY, 17th July 1931.

H. S. KATRAK, F.C.R.A.
T. J. PAREKH,
Municipal Auditors.

Appendix D.

Bills on account of Street Number Plates outstanding on 31st March 1931.

Ward.	Number of Bills.	Amount.	REMARKS.
		Rs. a. p.	
A ...	7	17 8 0	
D ...	1	1 12 0	
F ...	1	1 12 0	
G ...	22	47 4 0	
Total ...	31	68 4 0	

380

MUNICIPAL OFFICE,
BOMBAY, 17th July 1931. }

H. S. KATRAK, F.O.B.A.
T. J. PAREKH,
Municipal Auditors.

BOMBAY, 10th September 1931.

FROM

THE MUNICIPAL AUDITORS,
BOMBAY,

To

THE MUNICIPAL SECRETARY,
BOMBAY,

SIR,

We have the honour to submit herewith our report on the accounts of the Schools Committee for the year 1930-31, with a view to the same being printed with the Administration Report for the year.

We have the honour to be,

Sir,

Your most obedient servants,

H. S. KATRAK, F.C.R.A.,

T. J. PAREKH,

Municipal Auditors.

**REPORT ON THE ACCOUNTS OF THE SCHOOLS COMMITTEE
FOR THE YEAR 1930-31.**

The accounts of the Schools Committee for 1930-31 were audited by the Municipal Auditors agreeably to the instructions in bye-law No. 14 of the Schools Committee framed by the Corporation under Section 461 (u) of the Municipal Act. The work was begun early in May 1931 and with the exception of disbursement vouchers (both Establishment and Contingencies) which are in course of examination, all account books were completely examined. After the submission of our report last year a list of objections on the examination of the Establishment and Contingent bills together with a few suggestions was submitted to the Schools Committee for necessary action. The Committee have already passed their orders on the report; a similar report will be submitted later on (on completion of the detailed examination of the vouchers) for final orders of the Committee.

2. In our last year's report we had referred to the controversy that had arisen then both in the Standing Committee and the Corporation in the matter of the financial control of the Schools Committee over the funds placed at their disposal under Section 39 (7) of the Municipal Act. In our letter of the 14th June 1929 we had also referred the matter to the Schools Committee as regards their powers for transfer and renewal of grants and additional grants, etc. The Secretary, Schools Committee, in his letter No. E. 4889, dated the 2nd September 1931, now informs us that the Schools Committee do not agree with our views and they hold that their powers are clearly defined by Section 39 (7) of the Municipal Act and bye-law No. 10 of the Schools Committee. They are of opinion that so long as they are managing their expenditure within the amount placed at their disposal by the Corporation there is no necessity for them to approach the Corporation or the Standing Committee for the sanction of any transfer of grants or sanction for additional grants or renewal of grants in respect of the School Fund. In support of their contention they refer us to the opinion expressed by the counsel on the powers of the Schools Committee which has been submitted to the Law and Procedure Committee by the Commissioner under his letter No. M-C 64, dated the 17th November 1930, for their consideration. Final orders of the Corporation on the subject are therefore awaited.

3. The results of the year are briefly summarized below :—

	Actuals 1929-30.	Budget.	Revised.	Actuals.
		1930-31.		
	Rs.	Rs.	Rs.	Rs.
Receipts	31,56,759	30,10,400	30,12,840	30,11,429
Expenditure	29,68,295	31,93,079	31,25,760	30,68,580

The accounts of the Schools Committee for 1930-31 opened with a balance of Rs. 2,94,021-0-1 which was in excess of the budgetted opening balance for that year, viz., Rs. 2,02,679 by Rs. 91,342-0-1. This latter amount was refunded to the Municipal General Fund agreeably to the orders of the Corporation in their Resolution No. 7666, dated the 28th September 1929, and was set off against the total sanctioned grant for the year in the Municipal General Fund account where the Municipal contribution from the General Fund stands at Rs. 28,80,447-15-11. The budgetted amount on account of contribution from the Municipal General Fund was Rs. 29,72,000 against which the amounts drawn by the Schools Committee from time to time according to their requirements aggregated Rs. 29,71,790.

Comparison of actuals.

4. The receipts for the year under review amounted to Rs. 30,11,429 (inclusive of the full grant of Rs. 29,71,790 received by the Schools Committee) against Rs. 31,56,759 in the previous year, i.e., Rs. 1,45,330 less. The large decrease was chiefly in Municipal Contribution Rs. 1,40,870 (Rs. 29,71,790 against Rs. 31,12,660 in the previous year). The fees from Municipal Schools were practically the same as in the previous year. There was a fall in the receipts from interest on Investment and Endowment Funds and Miscellaneous receipts to the extent of Rs. 6,709-3-2 and Rs. 2,163-6-2 respectively. These were

however partially counterbalanced by an increase in Pension Fund subscription from employees. The decrease under interest receipts was due to the fact that the actuals of the previous year included recoveries of arrears. Under Miscellaneous receipts there were special receipts in the last year from the exhibition of handicrafts from all schools. On the expenditure side the actuals for the year under review amounted to Rs. 30,68,580 against Rs. 29,68,295 in the previous year, thus resulting in an increase of a little over one lakh. The increase is distributed amongst several heads mainly under (1) Head Masters and Teachers, (2) Servants, (3) School Furniture, (4) Contingencies and Miscellaneous, (5) Superintendents and their establishment and Superintendents, Aided Schools, (6) Medical inspection, and (7) Municipal share towards Provident Fund, partially counterbalanced by decreases under rent of school premises and Pension and Gratuity and compassionate allowances. The increase under (1), (2), (5) and (7) above was mainly on account of annual increments. The increase under (3) was due to an increase in the number of pupils to the extent of 4,000 and to an insignificant amount having been spent on this item in the previous year. The increase under (4) Contingencies and Miscellaneous was due to the purchase of sewing machines for Girls' Schools and to a liberal supply of slates, exercise books, etc., to poor children attending Municipal Schools. Under medical inspection the increase was due to medical treatment given to school children suffering from diseases. The decrease in rent was due to the vigorous efforts of the Committee to secure reduction in the rent of school premises from the landlords. The decrease under pension was due to a falling off in the charges for gratuity and compassionate allowances.

Comparison of actuals with the Budget and the Revised Estimates for the year.

5. Under receipts the actuals for the year Rs. 30,11,429 exceeded the Budget Rs. 30,10,400 by Rs. 1,029, but fell short of the Revised Rs. 30,12,840 by Rs. 1,411 due chiefly to variations under interest receipts and contribution to Pension Fund from teachers. On the expenditure side, however, there were savings when compared with both the Budget and the Revised, the actuals being Rs. 30,68,580 against the Budget figure of Rs. 31,93,079 and the Revised of Rs. 31,25,760, thus resulting in savings of Rs. 1,24,499 and Rs. 57,180 respectively. These were distributed amongst several heads, but were chiefly under (1) Head Masters and servants, (2) Rents of School premises, (3) Census establishment, (4) Grants-in-aid to primary schools, and (5) Repairs and additions to buildings, due to over-estimates. There was however an increase under medical inspection for the reasons explained above.

6. During the year under report excesses under certain heads over the Revised grants for the year were anticipated. These were sanctioned by the Committee in their Resolution No. 890, dated the 24th March 1931. After the close of the year excesses over the Revised grants for the year were noticed under certain heads. The Secretary submitted a transfer statement in respect of these excesses to the Committee for their sanction with his memorandum of the 9th June 1931. These were sanctioned by the Committee in their Resolution No. 146, dated 12th June 1931. It may be pointed out that the procedure followed by the Secretary was not strictly legal as under Section 133 of the Municipal Act transfers of grants can be sanctioned only during the course of the year.

7. The Government grant received during the year towards primary education and credited to the Municipal General Fund amounted to Rs. 8,15,267 as per details given below against Rs. 8,10,418 in 1929-30 and Rs. 8,15,636 in 1928-29 and Rs. 8,84,731 in 1927-28.

Grant for 1930-31 for expenditure on primary education on a voluntary basis	Rs.
Provisional grant received for the year 1930-31 for extra expenditure on primary education	6,25,000
	1,89,886
Total Rs.	8,14,886
<i>Deduct—</i>	
Amount of excess grant for the year 1929-30 recovered from the Municipality	8,886
Net grant-in aid by Government...	8,06,500
<i>Add—</i>	
Grant by Government on account of the extra expenditure incurred on the five Anglo-Vernacular schools maintained by the Committee	8,767
Grand Total Rs.	8,15,267

The question of Government grant towards primary education has not yet reached a satisfactory solution and a suit is still pending in the High Court of Bombay in regard to the Municipal claims.

8. The total assets and the working balance of the School Fund on the 31st March 1931 were Rs. 16,90,753-2-11 and Rs. 1,45,528-10-6 respectively.

ASSETS.

	Rs.	a.	p.
Surplus cash investment with the Imperial Bank of India :—			
3½ per cent. Government Promissory Notes of the face value of Rs. 11,200	10,801	0	0
Securities belonging to Prize and other Funds with the Imperial Bank of India for safe custody	1,86,300	0	0
Chief Accountant, Bombay Municipality, Deposit regarding Provident Fund investments	11,23,589	0	11
<i>Fixed deposits with :—</i>	Rs.		
The Chartered Bank of India, Ltd.	68,800		
The Eastern Bank, Ltd.	50,000		
	1,18,800	0	0
<i>Advances recoverable—</i>	Rs.	a.	
Advances to Officers	475	0	
Advances to Head Teachers	2,928	0	
	3,403	0	0
<i>Balances—</i>	Rs.	a.	p.
(1) With the Imperial Bank of India	2,47,325	3	7
(2) In Office Treasury	531	14	5
	2,47,857	2	0
Total ..	Rs. 16,90,750	2	11

LIABILITIES.

Deposit Account.. .. .	9,155	10	3
Unclaimed Wages Deposit Account	3,484	4	0
Cash Deposits from Contractors	2,600	0	0
Provident Fund Account	12,19,770	13	5
Amount of Prize Funds	3,10,205	5	9
Income Tax	5	7	0
	Total	Rs. 15,45,221	8 5
	Balance ..	1,45,528	10 6
	Grand Total ..	16,90,750	2 11

9. The cash balance in the office treasury was counted and found correct. The balance in the Bank Pass Book (Rs. 2,80,372-4-7) differs from that shown in the cash book by Rs. 33,047-1-0. The difference is due to cheques drawn on or before the 31st March 1931 not having been cashed during the year.

10. The safe custody receipts for Government Promissory Notes and other securities lodged with the Imperial Bank of India and the Fixed Deposit receipts of the several Banks were examined by us and found correct.

H. S. KATRAK, F.C.R.A.,

T. J. PAREKH,

Municipal Auditors.

BOMBAY, 10th September 1931.

BOMBAY, 23rd September 1931.

FROM

THE MUNICIPAL AUDITORS,

BOMBAY.

TO

THE MUNICIPAL SECRETARY,

BOMBAY.

SIR,

In accordance with Section 137 (1) of the Bombay Municipal Act of 1888 we beg to forward herewith our report on the Municipal accounts for 1930-31 with a view to the same being printed and submitted to the Standing Committee and the Corporation as usual with the Administration Report for the year.

We have the honour to be,

Sir,

Your most obedient servants,

H. S. KATRAK, F.C.R.A.,

T. J. PAREKH,

Municipal Auditors.

**REPORT OF THE AUDITORS ON THE MUNICIPAL ACCOUNTS FOR THE
YEAR 1930-31.**

The Auditors for the year 1930-31 appointed by the Corporation under Section 136 (1) of the Municipal Act were Khan Bahadur H. S. Katrak, F.C.R.A., and Mr. Thakordas J. Parekh (Corporation Resolution No. 11651, dated the 27th March 1930).

During the year under review some important changes were made in the allocation of charges. Some heads were deleted, split up and grouped with others and new heads were opened. The major head "Drainage and Sewerage" including Halalcore Branch was split up. The Halalcore Branch was merged under Street Cleansing under a new head styled "Street Cleansing and Conservancy, Road Watering and Halalcore Service." The portion relating to Drains and Sewers was grouped with Roads and Overbridges under the new head "Roads, Drains and Sewers." The portion relating to Pumping and Compressor Stations together with all charges connected with Transport and Supervision of factories was included under a new head "Mechanical." The Development Fund Receipts, viz., sale of surplus lands and rents of buildings and lands were included under a new head "Buildings, Land Acquisition and Management." The transactions under Removal of Encroachments which were previously included in "Building Regulations" have been under the new arrangement, transferred to a new head "Licensing and Removal of Encroachments." The major head "Public Lighting" has been deleted and merged in the new head "Roads, Drains and Sewers." The debt charges under the new arrangement are now allocated to the services on which the loan moneys were expended instead of being grouped up under the head Debt (General). During the year a new special fund was created, viz., Gardens Fund under Corporation Resolution No. 912, dated the 1st May 1930. All receipts from sale of plants and flowers, fees for entrance, elephant, etc., rides, sales of spare animals and garden rights which were hitherto credited to 13 Gardens and Open Spaces, are under the new arrangement credited to this fund.

There was no noteworthy change in the method of maintaining accounts which are checked in detail from day to day. The vouchers relating to receipts, disbursements and adjustments were checked with the entries in the Day Books in detail, and the entries in the Day Books were traced to the ledgers, the forms of which were, at the suggestion of the Auditors, recast. The weekly accounts were examined as soon as they were produced, prior to their submission to the Standing Committee and publication in the *Government Gazette*.

General Fund.

The following statement gives the figures for the Budget and the Revised Estimates and the Actuals of the year under report together with the Actuals of the previous year for comparison.

Particulars.	Actuals 1929-30.	1930-31.		
		Budget.	Revised.	Actuals.
	Rs.	Rs.	Rs.	Rs.
Revenue Receipts ..	3,31,40,098	3,31,91,710	3,25,00,210	3,20,46,672
Expenditure	3,30,00,829	3,37,45,711	3,34,57,641	3,26,47,552
Surplus	1,39,269
Deficit	5,54,001	9,57,431	6,00,880
Unexpended grants to be renewed during the year.	4,99,110	6,17,635

Comparison of Accounts.

The revenue for the year under review (Rs. 3,20,46,672) fell short of that of the previous year (Rs. 3,31,40,098) by Rs. 10,93,426. The large decrease is the net result of decreases under several heads partially counterbalanced by increases under others. The noticeable decreases were (2·75 lacs) under Cotton Duty due to a depression in the cotton trade, Water Works (5·84 lacs) both under tax on rateable value and by meter measurement due to the fact that the actuals of the previous year included recoveries of large arrears from the G. I. P. Railway and the public, (.82) under Street Cleansing and Conservancy chiefly in Halalkhore Tax on rateable value, (1·17 lacs) partially counterbalanced by increases under other heads. Under Roads, Drains and Sewers there was a falling off to the extent of 1·88 lacs in the recoveries of tax both from private and public conveyances and under Ground Rent (.32) due to recovery of arrears from the Tramways Company in the previous year. There was a decrease of (4·83 lacs) under Sale of Surplus Lands, the actuals for the year being (.84) only against (5·67) in the previous year. Under Markets and Slaughter Houses there was a net decrease of (.37) due chiefly to a falling off in the realizations of stall rents and slaughter fees. Owing to a reduction in the Loan Works staff the contribution from Capital Funds to Revenue was less by (.39). On the other hand the important increases were under General Tax (2·40 lacs) being the net result of an increase of (4·88 lacs) from Government due to recovery of arrears and to a falling off under recovery from mills on account of disputed revised valuation. Owing to heavy imports of sugar in the closing months of the year the revenue from Town Duties were more by (2·68 lacs). There was an increase of (.30) under Licensing and Removal of Encroachments due to excess realizations both under license fees and fees for removal of encroachments. On the expenditure side the actuals of the year under review amounted to Rs. 3,26,47,552 against Rs. 3,30,00,829 or a decrease of Rs. 3,53,277. The decrease is the net result of an increase in some heads to the extent of Rs. 6,98,267 and a falling off under other heads to the extent of Rs. 10,51,544. These figures are, however, exclusive of an adjustment of Rs. 68,80,395 representing the amount of debt charges hitherto shown under I—General Supervision now allocated to different service heads on the basis of loan expenditure incurred on the services. The noticeable increases were under Water Works (.67) under Establishment charges on account of increments and more expenditure on labour, and increased expenditure on repairs and new works; under Public Health (.43) due to purchase of lymph in greater quantities on account of the prevalence of Small-pox epidemic, to the creation of a new post of Assistant Health Officer, 1st Grade, for Malaria work and to census charges. Under Medical Relief and Education there was an increase of (1·40 lacs) which was distributed amongst Maternity Homes (.13) due to an increase in establishment and contingencies, Grants-in-Aid (.70) on account of increased contribution to Helpless Beggars' Relief Committee (Rs. 4,000), N. M. Wadia Maternity Home (Rs. 20,849), Bai Jerbai Wadia Children's Hospital (Rs. 45,000). Under K. E. M. Hospital (.47) mainly on account of establishment, medicines, contingencies and (.10) under new works. Under Buildings, Land Acquisition and Management there was an increase of (.81) on account of expenditure for repairs and maintenance of properties acquired under the Development Schemes which were hitherto met out of the rents, etc., receipts from such properties under Capital Fund. The increase of (.11) each under Gardens and Markets was under establishment and repairs while that of (.14) under Contribution to Provident Fund by Municipal Corporation was owing to increments due to the staff and large number of entrants from the labour class. The increase of (.18) in Contribution to the City Improvement Trust was due to more realization of the General Tax. On the other hand the chief decreases were (.89) under Town Duty collection representing the amount of commission charges now being taken by deduction from receipts instead of charging them off under this head as in previous years. Under Primary Education the decrease of (.61) is mainly due to a decrease in the amount of Municipal contribution to the Schools Committee partially counterbalanced by the refund by the Schools Committee of the extra surplus cash balance being the difference between the opening and closing balances under the orders of the Corporation Resolution No. 7666, dated 28th March 1929, which is taken as a set off in the General Fund accounts. Under Education Secondary the decrease of (.53) is due partly to the absence of the special repairs of renewing the terrace-flooring of the Victoria and Albert Museum and to smaller contribution to the Victoria Jubilee Technical Institute. Under Street Cleansing and Conservancy there was a decrease of (2·15 lacs) due to smaller labour charges under Scavenging, Road Scrapping, Removal of Town Refuse and Halalkhore Branch, and less expenditure on account of feed of live-stock, repairs and new works. Under Mechanical the decrease was chiefly due to less expenditure on fuel and repairs and maintenance. Under Fire Brigade the expenditure during the year was less by (.32) chiefly under repairs and maintenance, stores and depreciation. The absence of special charges for repairs to Slaughter Houses accounts for the decrease of (.11) under Markets and Slaughter Houses.

**COMPARISON OF THE ACCOUNTS OF THE YEAR WITH THE
BUDGET AND THE REVISED ESTIMATES.**

Revenue.

The budgetted revenue for the year under review stood at Rs. 3,31,91,710 against which the actual realizations aggregated Rs. 3,20,46,672 resulting in a falling off of Rs. 11,45,038. The important variations under the several heads were as under :—

	Increases (in thousands.)		Decreases (in thousands.)
Town Duties	160	General Tax	318
Interest on Investments	66	Cotton Duty	85
Mechanical.. .. .	13	Miscellaneous	49
Licensing and Encroachment on public Streets	38	Water Tax	199
		Education, Primary	30
		Street Cleansing and Conservancy	136
		Buildings, etc.	466
		Gardens	12
		Markets	52
		Contribution to Revenue from Capital Fund	72

The increase under Town Duties was due to large imports of sugar in the closing months of the year, while that under Interest on Investments was due to larger balances remaining in hand during the year than those anticipated. No provision was made in the original budget under IX Mechanical. The amount received was from the sale of old materials.—The increase in fees from Licensing and Encroachments on public streets accounts for the increase under that head. There was a decrease of 318 under General Tax, being the net result of a falling off in the receipts from the public to the extent of 302 due to reduction in valuations and 403 from mills due to disputes in settlement of the revised valuations counterbalanced by increased receipts to the extent of 363 from the G. I. P. Railway on account of arrears of tax due for 1929-30 and to increases under other heads. The fall in Cotton Duty was due to depression in Cotton trade. Owing to less realization of fines for offences against the Municipal Act and rent of buildings, the miscellaneous receipts were low. Under Water Tax there was a falling off (126) in tax on valuation and (98) under water by meter measurement counterbalanced by an increase of (20) under compounded tax. Under Primary Education the contribution from Government was less than provided for. Under Street Cleansing there was a fall in Halalcore Tax on valuation and for special services. Under Buildings, Land Acquisition and Management there was a big drop, (316) under sale proceeds of surplus lands (the actuals being Rs. 84,179 only against the provision of Rs. 4,00,000), (35) under Rent of Building, (97) under Ground Rent and (18) under Miscellaneous fees and sale of rights. In view of the new arrangement under which Garden receipts are credited to a special fund, there was a decrease (12) under the head Gardens and Open Spaces. Less receipts from stall rents and slaughter fees account for the decrease under Markets and Slaughter Houses. Owing to the restricted Capital Works programme the contribution from Capital Funds to Revenue on account of Loan Works staff was less than the Budget by (72). The Revised Estimate for the year was Rs. 3,25,00,210 against which the actual realizations amounted to Rs. 3,20,46,672 or a falling off of Rs. 4,53,538. There was a decrease of (449) in General Tax out of which (431) were in the tax from mills owing to disputed revised valuations, (85) under Cotton Duty, (35) under Education—Primary, (114) under Street Cleansing chiefly Halalcore Tax and (45) under Contribution to Revenue from Capital Funds for Loan Works Staff for the reasons stated above. Under Buildings, Land Acquisition and Management, the Revised under Sale of Surplus Lands, Rent of Buildings and Ground Rent proved high by (192) due to anticipated revenue not having been realized. On the other hand there were increases under Town Duties (214), Interest on Investments (86) for the reasons stated above and under Water Works (50) and Roads, Drains and Sewers (60), due to the figures for the Revised having proved low.

Expenditure.

The expenditure during the year (Rs. 3,26,47,552) fell short of the Budget (Rs. 3,37,45,711) by Rs. 10,98,159 and the Revised (Rs. 3,34,57,641) by Rs. 8,10,089. The decrease as compared with the Budget is distributed amongst almost all heads except under General Supervision where there is an increase in pension charges. The more important variations were decrease of (112) under Water Works due to less expenditure under repairs and maintenance and chlorinating

the water supply, (95) under Education, Primary, due chiefly to the refund of the excess balance in the hands of the Schools Committee to the General Fund (Corporation Resolution No. 7666, dated 28th November 1929), (198) under Street Cleansing due to less labour charges under Scavenging, Road Scrapping and Gully Flushing and under Bullock Traction due to less expenditure for feed and purchase of live-stock and Cleansing and Sanitation Halalcore service labour charges on account of reduction due to the subvention scheme and to re-arrangement of work. Savings to the extent of (287) occurred under Roads, etc., due to less labour charges under Drains and Sewers and to a smaller number of new works executed. Under Mechanical the decrease of (111) was in almost all the heads of Pumping and Compressor Stations due to less expenditure on repairs and maintenance, fuel and stores. Under Contribution to the City Improvement Trust the Budget figure proved high by (205) owing to a fall in realizations from General Tax during the year. The savings of Rs. 8,10,089 in the actuals compared with the Revised were distributed amongst all heads but were chiefly under I—General Supervision, Street Cleansing, Roads, Drains and Sewers, and Mechanical, Markets and Slaughter Houses due to the Revised Estimates having proved high for the reasons stated above.

The Budget Estimates for the year under review closed with a deficit of Rs. 5,54,001. Owing, however, to a decrease both under Revenue and Expenditure in the Revised the deficit rose to Rs. 9,57,431. The actual result, *viz.*, a deficit of Rs. 6,00,880 was however a little satisfactory when compared with the Revised but was worse than the Budget by Rs. 46,879. The actual results of the last five years compare as follows :—

Year.	Receipts.	Expenditure.	Surplus or Deficit.
	Rs.	Rs.	Rs.
1926-27	3,21,35,697	3,01,62,656	+ 19,73,041
1927-28	3,17,08,283	3,14,45,875	+ 2,62,413
1928-29	3,15,33,383	3,27,50,278	— 12,16,895
1929-30	3,31,40,098	3,30,00,829	+ 1,39,269
1930-31	3,20,46,672	3,26,47,532	— 6,00,880

From the above figures it will be seen that during the year under review there is a drop of revenue to the extent of nearly 11 lacs when compared with that of the previous year which is partially counterbalanced by a drop in expenditure to the extent of nearly 4 lacs, *i.e.*, the results of the year are 7 lacs worse than those of the previous year. Owing to the general depression in trade and monetary difficulties all round, the revenue under Cotton Duty and sale proceeds of surplus lands has suffered much and had it not been for the imports of large stock of sugar in the closing months of the year to avoid increase in duty, the result would have been still worse. Our revenue from General Tax has also suffered much owing to decreases in valuation to give relief to landlords. Almost all mills have disputed their revised valuations and unless a satisfactory result is arrived at the revenue under General Tax will suffer much. The outlook, at present, is rather gloomy and efforts must be made to bring about an equilibrium in our accounts, either by a reduction in expenditure or increase of revenue.

Taking into account the increase in the amount of renewed grant (Rs. 1,18,525) and an increase in the outstanding liabilities on account of contribution to the City Improvement Trust the deficit for the year works up to Rs. 7,63,099-4-5 (as per Appendix 2 of the Chief Accountant's Report).

The total lapsed grants estimated to be renewed during the year 1931-32 aggregated Rs. 6,17,635 against Rs. 4,99,110 in the year under review or an increase of Rs. 1,18,525. The outstanding charges compared with the actuals of the past five years were as follows :—

Year.	Grant to be renewed for expenditure in the following year.	Total Expenditure.	Percentage of grants to be renewed to total expenditure.
	Rs.	Rs.	
1926-27	6,68,083	3,01,62,656	2·2
1927-28	6,39,035	3,14,15,875	2·03
1928-29	8,28,858	3,27,50,278	2·53
1929-30	4,99,110	3,30,00,829	1·5
1930-31	6,17,635	3,26,47,552	1·9

Compared with the previous year the percentage has increased. The figure of lapsed grant to be renewed, viz., Rs. 6,17,635 is made up of Rs. 1,38,697 on account of interest charges on Municipal Debentures due but not paid up to the end of the year and the balance of Rs. 4,78,938 is distributed amongst several heads and is intended to meet liabilities incurred but not paid.

Loan Funds.

The figures for the Budget and Revised Estimates and the actuals of the year under review together with the actuals of the previous year are summarized below :—

Particulars.	Actuals. 1929-30	1930-31.		
		Budget.	Revised.	Actuals.
	Rs.	Rs.	Rs.	Rs.
Loan and Trust Fund Works.	27,72,188	30,15,638	23,19,804	23,68,190
Discount and other charges on loans raised.	1,70,990	50,000	85,920	83,136
	29,43,178	30,65,638	24,05,724	24,51,326

The expenditure for the year 1930-31 shown above is Rs. 24,51,326 but this figure includes a sum of Rs. 13,29,264 on account of expenditure incurred in 1929-30 charged off to Loan Funds in 1930-31. Deducting this the actuals stand at Rs. 11,22,062. A sum of Rs. 2,94,161 received on account of Kasheli Bridge was adjusted by deduction from expenditure; allowing for this the actuals aggregated Rs. 14,16,223. Thus the figures for 1930-31 stand as follows :—

Budget. Rs.	Revised. Rs.	Actuals. Rs.
30,65,638	24,05,724	14,16,223

The actuals fell short of the Budget by Rs. 16,49,415 and the Revised by Rs. 9,89,501, i.e., 54 and 41 per cent less. The percentage compared with those of the previous year is the highest ever recorded. Notwithstanding the complaints from year to year in regard to the want of care in the preparation of the Estimates by the Executive Officers not only no improvements are noticed but on the contrary the results are worse. The Revised Estimates which are prepared late in the year ought to show as accurately as possible, the anticipated transactions of the year and strenuous efforts must be made by the executive to bring the results of the year as close as possible to the Estimates, to avoid large sums remaining unspent, thus causing serious loss on account of interest and other charges.

The opening balance on account of Loans Fund including the Trust Fund on 1st April 1930 was Rs. 52,615. During the year under report a loan of Rs. 40 lacs was raised. Out of this sum, however, Rs. 24,83,325 were to be repaid to the Loans Fund being the amount received on account of the loan of Rs. 37 lacs raised last year which was diverted temporarily for the repayment of loans due for redemption in that year leaving a balance of Rs. 15,16,675 for financing Capital expenditure during the year. The total available Loans Fund inclusive of Trust Fund aggregated Rs. 40,52,615. During 1929-30, for want of Loan Funds, Rs. 7,63,664 were temporarily taken from the Surplus Cash Balance for financing Loan Works expenditure in that year. This amount was repaid out of the above amount leaving Rs. 32,88,951 for expenditure during the year. Against this the actual expenditure during the year amounted to Rs. 16,87,751 leaving an unspent balance of Rs. 16,01,220 at the close of the year against the estimated deficit closing balance of Rs. 2,59,858 in the Budget and Rs. 6,11,787 in the Revised.

Loans.

During the year 1930-31 a provision for the raising of a loan of Rs. 60 lacs was made in the Loan Works Budget. Later on, on the basis of the latest figures of expenditure available it was considered desirable to raise a loan of Rs. 50 lacs only, bearing 6 per cent. interest and with a currency of 30 years with option to repay it on or after the 1st September 1950 on

giving three months' previous notice and the necessary application was submitted to Government for the sanction of the Government of India. On receipt of the necessary sanction (Government Resolution No. 2740-F. D., dated 12th September 1930) tenders for the loan were invited in August 1930 and though the loan was over-subscribed to the extent of Rs. 1·99 lacs, the rates offered were not favourable. The Standing Committee accepted tenders at Rs. 98-10-0 per cent. and over, the average rate being Rs. 99-3-9 per cent. The total amount of the loan thus accepted was Rs. 40 lacs only of which Rs. 30,57,500 were allotted to the public and the balance of Rs. 9,42,500 was reserved for investment of surplus moneys of the Municipality. The total expenditure including discount and other charges incurred in connection with the raising of the loan amounted to Rs. 83,186 and was paid out of Loans Fund agreeably to Corporation Resolution No. 202, dated 11th April 1927. The total amount repaid during the year in liquidation of Municipal Debt was Rs. 55,27,275-7-0 as follows :—

Loans Raised from Government.

	Rs.	a.	p.
Vehar Water Works Debt	46,835	1	0
Instalments of equated payments of loans raised from Government	19,47,440	6	0
	<hr/>		
Total Rs ..	19,94,275	7	0

Loans raised from the Public.

	Rs.	a.	p.
The Drainage and Water Works Loan of 1880 (12 lacs)	1,000	0	0
The 35 lacs various Sanitary Works Loan (1890-91)	34,87,500	0	0
The 42 lacs loan for the repayment of the balances of the Government, Consolidated Loan	3,000	0	0
The 40 lacs 6 per cent. loan for various purposes	38,500	0	0
The 50 lacs 6 per cent loan for acquisition of lands for roads, streets, and other improvements	3,000	0	0
	<hr/>		
Total Rs. ..	35,33,000	0	0
	<hr/>		
Grand Total Rs. ..	55,27,275	7	0

Suspense Account.

A regular Budget Estimate of Receipts and Payments under several Suspense heads is prepared and submitted to the Corporation for sanction. This estimate, however, does not include some of the important heads. An attempt should be made to prepare the estimate more accurately from the experience of previous years as in some cases the estimates do not closely follow the actuals.

Advances Recoverable.

Advance to Municipal Officers.—The balance on 31st March 1931 was Rs. 21,566-9-6 against Rs. 22,465-9-6 on the 31st March 1930 as per following details :—

	Balance on 31st March 1930.			Balance on 31st March 1931.		
	Rs.	a.	p.	Rs.	a.	p.
Standing advances for contingent expenses. .	12,470	9	6	12,305	9	6
Advances for motor cars and motor cycles to officers.	9,785	0	0	8,936	0	0
Cycle advances to subordinates	210	0	0	330	0	0
	<hr/>			<hr/>		
Total Rs. ..	22,465	9	6	21,566	9	6

The decrease is chiefly under the first two heads due to more recoveries during the year.

Advances to Municipal Contractors.—The balance outstanding on 31st March 1931 was Rs. 499-4-11 against Rs. 6,018-12-11 on the same date last year. The decrease was mainly due to large recoveries effected during the year.

The balances outstanding on 31st March 1931 under the following heads compared with those on the same date of the previous year were as follows :—

Heads.	Balance on 31st March 1930.			Balance on 31st March 1931.		
	Rs.	a.	p.	Rs.	a.	p.
Departmental Works	9,120	2	9	7,740	7	2
Private Works	1,14,609	14	1	25,750	9	4
Workshops	58,676	9	10	65,286	2	10
Asphalt Plant and Crushers	9,737	14	7	81,293	7	8
Purchase of Petrol	918	6	0	1,610	10	0
Purchase of Coal	21,178	0	5	34,230	9	10
Levelling and Metalling of Private Streets ..	1,77,701	15	7	1,46,700	3	3
Sundries—Miscellaneous	13,52,833	9	8	7,14,881	13	4

The decrease under Departmental Works was distributed amongst all branches with the exception of Water Works where there was a slight increase while that under Private Works was mainly under Roads and Buildings Branch due to recoveries of arrears from private parties and from the B. B. & C. I. Railway Company for laying 3" sheets asphalt along the Mahaluxmi overbridge. There was an increase in the outstanding balance under Workshop due chiefly to an increase in the amount of deficit on the year's working which was estimated at Rs. 36,649-7-10 against Rs. 28,649-2-7 last year. On the other hand there was a decrease in the amounts due from other departments and in the value of stores issued. The large deficit of Rs. 36,649-7-10 was due to the percentage charged for overhead charges, viz., 50 per cent. having been found insufficient. This rate is however increased from the 1st September 1931 to 70 per cent. under the orders of the Corporation, (Resolution No. 4192, dated the 6th August 1931). An additional grant from the Surplus Cash Balance to write off the deficiency has already been sanctioned by the Corporation (Standing Committee Resolution No. 4678, dated 19th August 1931 and Corporation Resolution No. 5185, dated 3rd September 1931). The increase under Asphalt Plant and Crushers was due to the inclusion of the value of stock on hand at the Asphalt Plant at Nowroji Hill and Love Grove Crushers. The increase under Purchase of Petrol and Coal were on account of the value of excess stock on hand at the close of the year. The decrease under Levelling and Metalling of Private Streets was due to large recoveries during the year. The outstanding balance under Sundries—Miscellaneous on 31st March 1931 compared with that of the previous year was as follows :—

	Balance on 31st March 1930.			Balance on 31st March 1931.		
	Rs.	a.	p.	Rs.	a.	p.
Expenditure on Capital Works pending raising of a loan.	7,63,664	6	10		
Subvention for conversion of insanitary basket privies into water-closets.	5,65,600	0	0	6,75,000	0	0
Other Miscellaneous advances	23,569	2	10	39,881	13	4
Total Rs. ..	13,52,833	9	8	7,14,881	13	4

(1) Last year owing to the diversion of all available Loan Funds for the purpose of repayment of loans falling due for redemption during the year, Capital Expenditure was financed, till the end of the year, from the Surplus Cash Balance under the orders of the Standing Committee (Resolution No. 5431, dated the 18th September 1929) and the Corporation (Resolution No. 6631, dated the 24th October 1929) and debited to this head. The amount was paid out of the loan of Rs. 40 lacs raised during the year. This accounts for the *nil* balance in the year under report.

Item No. (2) represents the total amount paid to landlords during the year as subvention for converting the insanitary basket privies into water-closets. (Corporation Resolution No. 2087, dated the 14th June 1927.) The amount is debited to this head pending raising of a loan.

(3) Includes Rs. 8,000 advanced to the B. B. & C. I. Railway, (Rs. 3,000) and G. I. P. Railway, (Rs. 5,000) for meeting freight charges on cement purchased by the Municipality from cement companies.

Reserve Stock Account.

Department.	Balance on 31st March 1930.	Balance on 31st March 1931.
	Rs. a. p.	Rs. a. p.
<i>Engineer's Department.</i>		
Stores in charge of Executive Engineer's Department, (D. E. Works).	30,073 15 3	27,596 14 7
Total Rs. ..	30,073 15 3	27,596 14 7
<i>General Stores Department.</i>		
General stores	4,75,227 5 1	3,52,719 12 9
Line Suspense Account	81,181 1 7	89,815 13 7
Capital stores	3,13,564 8 3	3,65,555 0 3
Total Rs. ..	8,69,972 14 11	8,08,090 10 7
Stores (sales)	1,428 2 0	2,857 6 0
Water Work Imprest	3,675 13 6	3,177 9 7
Stock adjustment account	—30,950 6 5	—31,875 12 5
Total Rs. ..	—25,846 6 11	—25,840 12 10
Grand Total Rs. ..	8,74,200 7 3	8,09,846 12 4

The large decrease in the outstanding balances is chiefly under General Stores (Rs. 1,22,507-8-4) partially counter-balanced by an increase chiefly in Capital Stores and Line Suspense Account. Agreeably to the instructions contained in para. XXIX of the Stores Audit Manual, a balance sheet of General Stores Department has been prepared in the form prescribed in Appendix "O" of the Manual—wherein two sets of figures have been given, one set from the books of the Chief Accountant's Office, and the other from the balance sheet of the Stores Department. The difference in the balances in the two sets of figures has been explained in a footnote in the statement annexed.

Deposits.—The outstanding balance on 31st March 1931 was Rs. 14,68,468-15-2 against Rs. 18,88,430-14-10 on the same date last year (details given in Appendix 14-C of the Chief Accountant's Report). The decrease is distributed amongst several heads but is chiefly under Cash Deposit from contractors and tenderers, and other cash deposits and paper deposits kept in office partially counter-balanced by an increase in Cash Deposits from private parties received through Departmental Officers (chiefly the Executive Engineer) and other Deposits on account of work performed for private parties.

Cheques.—The outstanding balance on 31st March was Rs. 1,10,858-6-0 against Rs. 2,66,705-14-11 on the same date last year showing a falling off in the outstanding amount.

Cash Bills Outstanding.—The amount outstanding on 31st March 1931 was Rs. 11,905-2-6 against Rs. 20,661-2-8 on 31st March 1930. The amount represents the sum total of bills for and below Rs. 100 passed for payment and charged off in the account by debit to proper service heads not having been paid before the 31st March 1931.

The opening balance on 1st April 1930 was Rs. 3,56,552-4-2. The total receipts during the year, under Revenue, Capital and Suspense heads aggregated Rs. 16,47,10,635-3-2 which together with the balance amounted to Rs. 16,50,67,187-7-4. The total expenditure under the above three heads amounted to Rs. 16,42,29,341-6-6 leaving a balance of Rs. 8,37,846-0-10 at the end of the year.

The charges sanctioned by the Municipal Commissioner and paid out of his Discretionary Contingent Grant during the year amounted to Rs. 9,037-5-5 against a sanctioned budget grant of Rs. 4,000 only. The excess of Rs. 5,037-5-5 was met from the amount of renewed grants

to the extent of Rs. 2,000 (Resolution No. 4933, dated the 1st August 1930) and by a transfer of Rs. 4,100 from the grant of Rs. 16,365 for X. Depreciation under XI. Fire Brigade. (Standing Committee Resolution No. 7641, dated the 3rd January 1931 and Corporation Resolution No. 7793, dated the 9th January 1931). With regard to the 11th item (in the list appended) of Rs. 118-13-0 on account of expenses incurred on the occasion of the President's dinner to His Excellency the Governor of Bombay in the Corporation Hall, we feel doubtful about the legality of the charge as it is not in the interests of the Municipal Service.

Sinking Funds.

Agreeably to the orders of the Corporation in their Resolution No. 5294, dated the 19th November 1888, the Auditors have to certify every year that all investments on account of Sinking Funds made during the year pertaining to the several loans due by the Municipality agree with the amounts provided in the Budget Estimate for the year for investment. In the Budget Estimate for the year under review a sum of Rs. 14,52,659 was provided for payment to the Sinking Fund and this amount was wholly invested during the year (appendix 10 of the Chief Accountant's report). The total accumulated balance on account of Sinking Funds (inclusive of Sinking Fund Investment Reserve Fund) on the 31st March 1931 amounted to Rs. 3,06,71,479-10-11 (Rs. 3,06,71,099-7-4 being the cost price of securities of the face value of Rs. 2,71,45,600 and £3,47,600 and Rs. 380-3-7 in cash as per following details) against Rs. 3,14,02,082-4-10 on 31st March 1930.

Particulars of Securities.

	Rs.	a.	p.
5 per cent. Municipal Debentures	62,64,000	0	0
4 " " " " " "	1,34,98,000	0	0
6 " " " " " "	1,000	0	0
4 " Conversion Loan	24,00,000	0	0
4 " Bombay Improvement Trust Debentures	23,49,300	0	0
4 " Bombay Improvement Trust Coupon Debentures	5,00,000	0	0
4 " Loan 1960-70	21,17,300	0	0
5 " Bonds 1935	16,000	0	0
Total Rs.	2,71,45,600	0	0
4 " Bombay Improvement Trust Sterling Debentures	25,000	0	0
4½ " Government of India Sterling Loan 1950-55	3,22,600	0	0
Total £	3,47,600	0	0
Total cost (as per appendix 16 of the Chief Accountant's Report).	3,06,71,099	7	4
Cash in current account with the Imperial Bank of India (Securities account).. .. .	380	3	7
Total Rs.	3,06,71,479	10	11

The above Securities include 4 per cent. Government Loan of 1960-70 of the face value of Rs. 12,75,900 and 5 per cent. Bonds 1935 of the face value of Rs. 16,000 (total book value Rs. 11,40,288) plus cash of Rs. 179-4-2 to make good the deficiency in the Sinking Fund accumulations due to the rating of the Securities at par instead of at their current market rate (Article 291 of the Government Account Code) against Rs. 12,00,700 in the previous year, the increase being due to a fall in the market value of securities other than Municipal Debentures which are valued at par (Corporation Resolution No. 6114, dated the 12th September 1927). After the verification of balances of Sinking Funds for the last year the Accountant General reported to Government a deficiency of Rs. 33,46,679 by valuing the Municipal Debentures held in the Sinking Funds at their market rate instead of at par. On a representation having been submitted to Government on the subject justifying our method of the valuation of the Municipal Debentures, Government finally passed orders that in their opinion it was not necessary to make good the deficiency pointed out by the Accountant General. The total amount withdrawn from the Sinking Fund balances for the repayment of loans due for redemption during the year amounted to Rs. 34,91,500. In view of this withdrawal the accumulated balances show a falling off when compared with those of the last year. The safe custody receipts given by the Imperial Bank of India for the above securities lodged with them were examined and found to be in order and the cash balance in the current account of the Bank's "Sinking Funds Pass Book" was also verified and found correct.

Balances.

The cash balances in the Office Treasury and in the Imperial Bank of India (current account) were as under :—

	Rs.	a.	p.
(a) Cash in Office Treasury	961	1	11
(b) Securities in hand in Office Treasury	82,000	0	0
Total Rs. ..	82,961	1	11
(c) Balance as per Bank Pass Book	7,60,440	5	3
Add—Amount remitted to the Bank on the 31st March 1931 to be realized on the 1st April 1931	1,26,377	2	5
	8,86,817	7	8
Deduct—Amount of cheques issued but not presented for payment ..	1,31,932	8	9
Total Rs. ..	7,54,884	14	11
Grand Total Rs. ..	8,37,846	0	10

The cash with the Cashier was counted on 1st April 1931 and found correct. The Securities in the Office Treasury in charge of the Senior Accountant were examined and found to agree with the balance shown above.

Invested Balances.

Surplus Revenue Fund.—The invested Surplus Funds on 31st March 1931 amounted to Rs. 81,27,475-7-7 against Rs. 92,86,104-14-10 on the same date last year. The amount for the last year includes Rs. 52,614-15-5 on account of Trust Funds and Rs. 46,324-11-0 on account of Loan Redemption Funds transferred to this head under the orders of the Corporation (Resolution No. 6631, dated 24th October 1929) to meet payments for the loans under liquidation. Omitting these sums the amount for the last year stands at Rs. 91,87,165-4-5 thus resulting in a decrease of Rs. 10,59,689-12-10.

The following are the details :—

	Rs.	a.	p.
(a) In Government and other securities with the Imperial Bank of India of the face value of Rs. 35,07,000	32,13,498	8	0
In cash with the Imperial Bank of India	646	7	1
Total Rs. ..	32,14,144	15	1
(b) In current account with the following Banks :—			
The Central Bank of India, Ltd.	3,00,000	0	0
The Mercantile Bank of India, Ltd.	6,634	3	10
The Chartered Bank of India, Australia and China ..	1,643	15	0
The Hongkong and Shanghai Banking Corporation ..	2,438	11	0
The National Bank of India, Ltd.	1,412	10	0
The Comptoir National D'Escompte de Paris	1,039	5	0
The Yokohama Specie Bank, Ltd.	161	11	8
Total Rs. ..	3,13,330	8	6
(c) In Fixed Deposits with the following Banks :—			
The Bank of India, Ltd.	15,00,000	0	0
The Central Bank of India, Ltd.	15,00,000	0	0
Total Rs. ..	30,00,000	0	0
(d) Deposits at call with the following Banks :—			
The Mercantile Bank of India, Ltd.	13,00,000	0	0
The Hongkong and Shanghai Banking Corporation ..	3,00,000	0	0
Total Rs. ..	16,00,000	0	0
Grand Total Rs. ..	81,27,475	7	7

Surplus Loan Funds.—The balance on 31st March 1931 was Rs. 15,48,584-2-2 against "nil" in the previous year. Owing to the diversion of Loans Funds in the previous year to the repayment of the loans due for redemption in that year and the financing of the Capital Works from the surplus cash balance, there was no balance under this head. The details are as follows :—

	Rs.	a.	p.
(a) Government and other Securities with the Imperial Bank of India of the face value of Rs. 5,82,200	5,77,742	8	6
Cash with the Imperial Bank of India		6	13 0
Total Rs. ..	5,77,749	5	6
<hr/>			
(b) In current account with the following Banks :—			
The Yokohama Specie Bank, Ltd.	2,276	1	2
The P. & O. Banking Corporation	1,352	2	0
The National City Bank of New York	1,914	15	10
The Lloyds Bank, Ltd.	2,945	1	0
The Bank of India, Ltd.	2,562	4	0
The Allahabad Bank, Ltd.	5,914	2	0
The Eastern Bank, Ltd.	5,713	11	1
The Central Bank of India, Ltd.	771	7	0
Total Rs. ..	23,449	12	1
<hr/>			
(c) In Fixed Deposits with The Central Bank of India, Ltd. ..	10,00,000	0	0
Total Rs. ..	10,00,000	0	0
<hr/>			
Grand Total Rs. ..	16,01,199	1	7
<hr/>			
<i>Deduct.</i> —Amount of Trust Funds included herein	52,614	15	5
Total Rs ..	15,48,584	2	2

Trust Funds.—The balance in hand on 31st March 1931 on account of Trust Funds was Rs. 52,614-15-5 which was the same as last year and has been held in Loans Funds as shown above.

Reserve and Special Funds.

The balance of the Reserve and Special Funds as detailed below aggregated Rs. 1,04,99,140-0-0 on 31st March 1931 (Rs. 1,04,96,663-11-3 being the actual cost of the Securities of the face value of Rs. 1,18,84,500 and Rs. 2,476-4-9 in cash) as shown below :—

Particulars.	Face Value.			Actual Cost.			Cash Balance.		
	Rs.	a.	p.	Rs.	a.	p.	Rs.	a.	p.
Municipal Fire and Accident Insurance Fund	7,65,900	0	0	6,72,641	8	0	98	15	6
Wornout Water Mains Renewal Fund	3,39,300	0	0	2,85,312	0	0	181	4	1
Net Premia Fund	10,22,300	0	0	8,62,800	8	0	410	6	7
Provident Fund	51,02,300	0	0	44,76,590	4	3	419	5	2
Fines Fund	5,13,400	0	0	4,53,185	4	0	394	3	2
Municipal Land and Buildings Fund	2,70,400	0	0	2,55,041	2	0	170	8	0
Plant and Machinery Depreciation Fund	25,27,900	0	0	22,94,238	1	0	334	4	9
Renewal of Road Surfaces Fund	11,10,200	0	0	9,76,976	0	0	132	14	0
Gardens Fund	6,500	0	0	5,720	0	0	334	7	6
Public Monuments Maintenance Fund	1,10,200	0	0	1,06,779	8	0		
Endowment Funds	1,16,100	0	0	1,07,379	8	0		
Total Rs. ..	1,18,84,500	0	0	1,04,96,663	11	3	2,476	4	9

Compared with the balances of the previous year there were increases under all heads except under No. 2 above. The decrease was due to heavy expenditure during the year on the renewal of old water mains (the expenditure being Rs. 41,614-6-1 against Rs. 24,017-4-10 in the previous year).

The safe custody receipts given by the Imperial Bank of India for the above securities were examined and found correct. The cash balances in the current accounts with the several banks were compared with the pass books and registers maintained in the Account Office and found correct. The several bank receipts for the amount lodged with them in Fixed Deposits and at call were also seen and found to be in order. The several registers maintained in the Account Office on account of these investments were inspected and found to be in order.

Levelling, Metalling, Etc., Private Streets Fund.

Under the orders of the Corporations in their Resolution No. 11147, dated the 27th January 1926, the above charges are met out of the Plant and Machinery Depreciation Fund. The state of the Fund during the year was as follows:—

	Rs.	a.	p.
Expenditure during the year	27,957	2	8
Interest charges (net) during the year	5,899	2	11
Total Rs. ..	33,856	5	7
Recoveries during the year	55,412	14	2
Recoveries on account of Supervision charges during the year ..	9,445	3	9
Total Rs. ..	64,858	1	11

There was a net excess of recoveries over the expenditure of Rs. 31,001-12-4. The balance of Rs. 1,77,701-15-7 on 31st March 1930 is therefore reduced to Rs. 1,46,700-3-3 on 31st March 1931, *i.e.*, (Rs. 1,77,701-15-7 minus 31,001-12-4).

Conversion of Insanitary Basket Privies into Water Closets.

Agreeably to Corporation Resolution No. 2087, dated the 14th June 1927, a scheme of subvention for the conversion of the insanitary basket privies into water-closets was sanctioned, in order to give relief to landlords. The scheme provided the payment of a subvention of Rs. 100 for each privy converted. The expenditure was in the first instance met out of the surplus cash balance which was replenished by raising a loan for the purpose. The subvention was reduced to Rs. 75 from 1st October 1929 to 30th April 1931 and then to Rs. 50 from 1st May 1931 to 30th November 1931 and after that the payment has altogether to be stopped. The expenditure on this account from the beginning upto 31st March 1931 was as follows:—

<i>Year.</i>	<i>Amount.</i>
	Rs.
1928-29	90,400
1929-30	4,75,200
1930-31	6,75,000

During the year under review the total payments of the previous two years, *viz.*, 5,65,600 were adjusted by a final debit to Capital Works VII—Street Cleansing and Sanitation thus replenishing the surplus cash balance from the loan raised during the year.

The safe custody receipts for Government and other securities aggregating Rs. 4,54,800 received from contractors and Municipal employees and lodged with the Imperial Bank of India were examined and found to be in order. The securities other than Government scrip furnished by the Municipal employees were also examined with the registers maintained in the office of the Chief Accountant.

For the scrutiny of outstanding bills of Rates and Taxes for the year 1930-31 a reference is requested to the Auditor's letter of the 17th July 1931 and to the appendices thereto from which it will be seen that the total number of bills outstanding on 31st March 1931 was 8,697 of the aggregate value of Rs. 33,68,607-12-9 against 7,984 of the value of Rs. 24,29,730-6-8 on 31st March 1930. The increase is explained in the letter referred to above.

MUNICIPAL OFFICES,
BOMBAY, 23rd September 1931.

H. S. KATRAK, F.C.R.A.,
T. J. PAREKH,
Municipal Auditors.

Statement of payments made out of the discretionary contingent grant at the disposal of the Municipal Commissioner during the year 1930-31.

Sanctioning Authority.	No. and date.	Particulars.	Amount.	REMARKS.
			Rs. a. p.	
Municipal Commissioner.	MC/1508/C of 1st March 1930.	Compensation paid to Dr. W. F. Pais for loss and damage caused by the wrongful arrest of his servant and destruction of cooked meat imported into Bombay from outside.	30 0 0	Charges met from the renewed grant.
Standing Committee Resolution.	No. 10832 of 5th March 1930.	Compensation of Rs. 432-13-0 paid to Messrs. I. V. Mehta & Co., for the damage done to their Motor Car No. Y313 by collision with the Municipal Refuse lorry No. 475 at the Junction of Khetwadi Main Road and Ardeshir Dady Street.	216 7 0	Balance of Rs. 216-6-0 to be recovered from the Motor lorry driver by monthly instalment. Charges met from the renewed grant.
Standing Committee Resolution.	No. 10833 of 5th March 1930.	For payment to the Municipal Contractor Mr. Deoram Keshavji on account of loss suffered by him in respect of work of constructing semi-permanent quarters of askars at Mahim F. B. Station entrusted to him but which had to be abandoned.	407 8 0	Charges met from the renewed grant.
Corporation Resolution ..	No. 11165 of 13th March 1930.	For payment of passage money to England to Dr. R. K. Mhatre, Assistant Health Officer, Malaria, sent as a delegate to the 41st Congress of the Royal Sanitary Institute on behalf of the Municipal Corporation.	1,513 0 0	
Municipal Commissioner ..	No. EH/2362 of 5th April 1930.	Amount paid to the Dean, Gordhandas Sunderdas Medical College, to meet the claims for refund of patients' money and splint deposits due to theft of two bags containing cash from the safe of the King Edward Memorial Hospital.	403 15 5	Charges met from the renewed grant.
Standing Committee Resolution.	No. 1078 of 7th May 1930.	Payment to the Bombay Port Trust for damage done to their foot-path near Byculla Bridge by the Road Department lorry No. 793.	16 2 8	Do.
Municipal Commissioner ..	EG/147/D of 4th June 1930.	For expenses incurred on the occasion of the President's dinner to H. E. the Governor of Bombay in the Corporation Hall.	118 13 0	
Deputy Municipal Commissioner.	No. MC/4/C of 13th June 1930.	For expenses incurred in connection with the examination of candidates for employment in the Municipal service held in the University Hall on 24th May 1930.	110 10 0	
Deputy Municipal Commissioner.	No. MC/4/C of 23rd June 1930.	Bill of the <i>Times of India</i> for printing 150 copies of Precise writing for the above examination.	55 0 0	
Standing Committee Resolution.	No. 2206 of 25th June 1930.	Reward to peon Musakhan Umerkhan of the Market Department for effecting the arrest of an offender carrying contraband meat.	10 0 0	

Sanctioning Authority.	No. and date.	Particulars.	Amount.	REMARKS.
			Rs. a. p.	
Standing Committee Resolution.	No. 2202 of 25th June 1930.	Half the cost of repairing the damage done to the Elphinstone College by a tractor of the Health Department.	52 8 0	Rs. 2-8-0 received back from the Executive Engineer, Presidency, on 20th January 1931.
Municipal Commissioner.	No. H/143/C/ 45-A of 11th July 1930.	Refund of a tip paid under compulsion by Naja Velji of H. S. Department to a junior Overseer since dismissed.	25 0 0	
Corporation Resolution ..	No. 2772 of 16th July 1930.	For incidental expenses paid to Dr. R. K. Mhatre as a delegate to the 41st Congress of the Royal Sanitary Institute.	120 14 7	
Deputy Municipal Commissioner.	No. EG/40/D of 18th July 1930.	For payment of the Land Revenue to the Collector of Bombay for the years 1927-28, 1928-29, 1929-30 for the ground occupied by the Maratha Plague Hospital pending adjustment.	61 0 9	Recovered. Voucher No.4432 of 31st March 1931.
Municipal Commissioner..	No. MC/208/D of 26th July 1930.	For meeting the cost of attendance of Sir Patrick Kelly and Mr. S. G. Keni, two delegates from the Corporation to the International Congress of Building and Public Works held in London in May 1930.	29 8 0	
Municipal Commissioner..	No. 259/D of 26th August 1930.	Travelling allowance paid to the Municipal Commissioner on 15th August 1930 for attending the Conference at Poona in connection with the dissolution of City Improvement Trust.	36 15 0	
Municipal Commissioner..	No. 4090 of 26th August 1930.	Travelling expenses incurred by six Councillors, the Municipal Secretary and the Chief Officer, City Improvement Trust in attending the Conference at Poona in connection with the dissolution of City Improvement Trust.	221 13 0	
Municipal Commissioner..	No. H17/A of 17th October 1930.	Charges incurred by Dr. Noronha for attending the 41st Congress of the Royal Sanitary Institute as a delegate of the Corporation.	111 11 0	
Standing Committee Resolution.	No. 5935 of 5th November 1930.	Payment to Mr. C. G. Sharpe for damages done to his Car No. X7745 by collision with tractor No. X108 of the Health Department.	411 2 0	
Standing Committee Resolution.	No. 5936 of 5th November 1930.	To meet the charges of repairing the damage done to the screen Wall of a latrine of the Head Police Office by the Refuse lorry No. 714.	125 5 0	
Standing Committee Resolution.	No. 5934 of 5th November 1930.	Amount paid to Mr. Appaji Ganesh Date, as damages on account of injuries sustained by him as a result of collision with Municipal lorry No. 467 at Kakadwadi.	4,100 0 0	
Standing Committee Resolution.	No. 6262 of 12th November 1930.	For purchasing 125 copies of "Bombay To-day and To-morrow" published by the American Marathi Mission.	375 0 0	

Sanctioning Authority	No. and date.	Particulars.	Amount.	REMARKS.
Standing Committee Resolution.	No. 6454 of 19th November 1930.	Payment to Mr. J. P. Katgara for damages done to his Car No. Y1033 by the Health Department scavenging cart.	Rs. a. p. 208 0 0	Rs. 30 have been recovered from the pay of Ganu Narayan, the cart driver.
Deputy Municipal Commissioner.	No. MC/454/D of 1st December 1930.	Printing and stationery charges incurred in connection with the Retention Bar Examination held in September 1930.	45 0 0	
Municipal Commissioner..	Endorsement on the voucher of 6th January 1931.	Travelling charges paid to Mr. N. D. Mehta, from Ahmedabad to Bombay and back on his appointment as acting Municipal Commissioner.	142 0 0	Rs. 34 recovered as being inadmissible.
		Total ..	9,037 5 5	

MUNICIPAL OFFICES,
BOMBAY, 23rd September 1931. }

H. S. KATRAK, F.C.R.A.,
T. J. PAREKH,
Municipal Auditors.

Statement of Stores Transactions for the year 1930-31.

(Appendix O of the Stores Audit Manual.)

General Stores Department. 1	Figures as per books of the Chief Accountant.					Figures as per Balance Sheet of the Storekeeper.				
	Opening Balance. 2	Receipts. 3	Total. 4	Issues. 5	Closing Balance. 6	Opening Balance. 7	Receipt. 8	Total. 9	Issues. 10	Closing Balance. 11
	Rs. a. p.	Rs. a. p.	Rs. a. p.	Rs. a. p.	Rs. a. p.	Rs. a. p.	Rs. a. p.	Rs. a. p.	Rs. a. p.	Rs. a. p.
General Stores ..	4,75,227 5 1	4,84,512 4 1	9,59,739 9 2	6,07,019 12 5	3,52,719 12 9	4,72,921 1 11	5,35,792 3 10	10,08,713 5 9	6,61,324 13 0	3,47,388 8 9
Line Suspense Account	81,181 1 7	10,413 5 0	91,594 6 7	1,778 9 0	89,815 13 7	81,181 1 7	12,538 12 0	93,719 13 7	3,904 0 0	89,815 13 7
Capital Stores ..	3,13,564 8 3	2,26,655 8 6	5,40,220 0 9	1,74,665 0 6	3,65,555 0 3	3,09,975 5 3	2,43,705 5 3	5,53,680 10 6	1,88,127 14 3	3,65,552 12 3
Total Rs. ..	8,69,972 14 11	7,21,581 1 7	15,91,554 0 6	7,83,463 5 11	8,08,090 10 7	8,64,077 8 9	7,92,036 5 1	16,56,113 13 10	8,53,356 11 3	8,02,757 2 7
								Balance as per Column 6 ..		8,08,090 10 7
								(a) Difference ..		5,333 8 0

(a) The difference is due to non-adjustment in the books of the Chief Accountant of the value of the Stores issued to different departments, which will be adjusted in the current year's account.

MUNICIPAL OFFICES,
BOMBAY, 23rd September 1931.

H. S. KATRAK, F.C.B.A.,
T. J. PAREKH,

Municipal Auditors.

PART II.

CONTENTS.

A—Vital Statistics—		PAGE
REVIEW OF THE YEAR 1930	...	1
AREA AND POPULATION	...	2
BIRTHS AND BIRTH-RATE	...	2
DEATHS AND DEATH-RATE	...	3
DEATHS BY SEX AND AGE	...	3
CAUSES OF DEATHS	...	4
MORTALITY BY MONTHS	...	6
" " SECTIONS	...	7
" " OCCUPATIONS	...	7
INFANT MORTALITY...	...	7
MUNICIPAL NURSES...	...	12
MATERNITY HOMES	...	13
WELFARE CENTRES	...	15
METEOROLOGY OF 1930	...	15
B—Epidemic and other Diseases—		
NOTIFICATION OF INFECTIOUS DISEASES	...	19
PLAGUE	...	19
SMALL-POX	...	20
VACCINATION	...	21
CHOLERA	...	21
INFLUENZA	...	21
TUBERCULOSIS	...	22
MALARIA, ANTI-MALARIAL MEASURES	...	25
VENEREAL DISEASES	...	36
DISINFECTION	...	38
MEDICAL RELIEF	...	39
C—Public Health Administration—		
DIVISIONS OF THE CITY AND DISTRIBUTION OF THE STAFF	...	39
CONSERVANCY	...	40
DESTRUCTION OF DOGS	...	41
MILK SUPPLY	...	41
UNWHOLESOME FOOD	...	41
NOTICES UNDER MUNICIPAL ACT AND PROSECUTIONS	...	42
SANITARY STATE OF THE CITY	...	42

D—Appendix—

PAGE

REPORT OF THE MEDICAL SUPERINTENDENT, ARTHUR ROAD HOSPITAL	47
REPORT OF THE MEDICAL SUPERINTENDENT, MARATHA PLAGUE HOSPITAL ...	54
REPORT OF THE MUNICIPAL ANALYST	57
REPORT OF THE SUPERINTENDENT OF VACCINATION	67

TABLES—

1. Population by Sections	69
2. Area, Population, Births and Birth-rates by Sections	70
3. Births by Race	71
4. Notifications of Infectious Diseases by Sections	72
5. Cases treated at Municipal Dispensaries	73
6. Deaths by Sections and Age-periods	74
7. " " Race and Age	75
8. " " certain Causes by Months	76
9. " " Causes and Sections	78
10. " and Death-rates from Principal Causes, 1920-30	80
11. Specific Causes of Death	81
12. Deaths among Infants by Causes and Months	91
13. " by Causes and Races	92
14. Death-rates by Causes and Races	94
15. Deaths in Hospitals	96
16. " by Causes and Ages... ..	98
17. " " " Occupations	102
18. Vaccination Operations by Sections	106
19. " " " Months	107
20. " of Infants and Births registered	108
21. Summary of Sanitary Inspections, etc., by Sanitary Inspectors	109
22. Meteorological Data	110

FACING PAGE

DIAGRAMS—

'A' Annual Death-rate, 1881-1930	3
'B' Death-rate from Principal Causes, 1930	5
'C' Infant Mortality Rate, 1875-1930	8

SUMMARY OF STATISTICS

for the year 1930.

Population by the Census of 1921	1,175,914
Area of Bombay City and Island	23·54 Sq. Miles.
Average density per acre	78
Estimated Population in the Middle of the Year				
1930	1,298,708
Number of live-births registered	25,329
Birth-rate per 1,000 living	19·5
Number of deaths	27,552
Death-rate per 1,000 living	21·2
Number of deaths among infants (under 1 year)	7,506
Infant deaths per 1,000 births	296
Plague—number of deaths from	29
„ Death-rate
Small-pox—number of deaths from	1,677
„ Death-rate...	1·3
Cholera—number of deaths from	40
„ Death-rate
Influenza—number of deaths from	75
„ Death-rate...	0·1
Tuberculosis—number of deaths from	1,450
„ Death-rate	1·1

VITAL STATISTICS.

ANNUAL REPORT OF THE EXECUTIVE HEALTH OFFICER FOR 1930.

Review of the Year.—The number of live-births registered during the year was 25,329, being 1,109 more than in the preceding year and 3,989 more than the average of the last ten years (1920-1929). This is the highest number of births registered since 1866, the first year in which records of births were instituted.

The deaths registered during the year numbered 27,552, being 997 more than in 1929 but 8,342 less than the annual average for the last decennium (1920-1929). The increase in the number of deaths in 1930 over that for 1929 is accounted for by the increases under Small-pox (+542), Diarrhoea, Enteritis and Dysentery (+244), Diseases of the Respiratory System (+153) and deaths among infants under one year (+281).

The death-rate or number of deaths in the year per 1,000 persons living was 21.2 as against 20.4 in 1929 but was lower than the figure recorded for any year since 1872, except 1929 and 1928 when the rates of 20.4 and 21.0 respectively were recorded. This is also true of the death-rate of 23.4 which would be obtained if the mortality were to be calculated on the Census Population of 1921 instead of on the population as estimated for the year under review.

That this reduction is not due to chance and to an abnormally low mortality since 1927 is indicated by the fact that the average death-rate for the five consecutive years 1926-1930, namely 21.8 is 6 per 1,000 less than the rate of 27.8 for the years 1884-1888 which is the lowest rate recorded for any previous quinquennial period.

Plague caused 29 deaths as in 1929. The number is the lowest on record since the appearance of the disease in the City in 1896.

Small-pox was registered as the cause of 1,677 deaths, being 542 more than in 1929 and 1,066 more than the average of the last decennium (1920-1929).

To Cholera 40 deaths were attributed, as against 8 in 1929 and 57 the mean of the preceding decennium (1920-1929).

The deaths from Influenza numbered 75 during the year, as against 63 in 1929 and 429 the average for the last ten years (1920-1929).

Deaths from Diseases of the Respiratory System numbered 9,703, as against 9,550 in 1929 and 13,686 the mean of the preceding decennium.

Tuberculosis accounted for 1,450 deaths, as against 1,529 in 1929 and 1,606 the average of the decennium 1920-1929.

The number of deaths from Malaria was 195 and from Ague and Remittent Fever 1,541 as against 216 and 1,540 deaths respectively from these causes in 1929. The average number of deaths for the last ten years (1920-1929) from Malaria was 432 and from Ague and Remittent Fever 2,447.

The deaths among infants under one year of age numbered 7,506 as against 7,225 in 1929 and 8,663 the average for the preceding decennium (1920-1929). The rate of infant deaths per 1,000 births registered was 296 and was the lowest rate hitherto recorded in the

official statistics of the City. The next lower figures were 298 recorded for the year 1929 and 311 for 1928. The lowering of the death-rate in spite of the increase by 281 in the number of deaths is accounted for by the increase in the number of births on which the rate has been cast.

Compared with the decennial averages (1920-1929), the total number of deaths shows a decrease of 8,342, the principal decreases in the mortality being 390 under Plague, 17 under Cholera, 354 under Influenza, 237 under Malaria, 906 under Ague and Remittent Fever, 156 under Tuberculosis, 1,314 under Diarrhoea, Enteritis and Dysentery and 3,983 under Diseases of the Respiratory System. On the other hand there was an increase of 1,066 under Small-pox and of 40 under Enteric Fever.

Area and Population.—The area of the City is 23.54 square miles. The Population at the Census of 1921 numbered 1,175,914.

The provisional figures for the Census of 1931 which were published just before the completion of this Report showed that the population present in the City on the night of 26th February numbered 1,157,851 persons.

This confirms the fears expressed in the Annual Report for 1928 that the increase in the population was not being maintained at the rate seen in the decennium 1911-1920. The enumerated population nearly approaches the Census figures for 1921; this was anticipated as owing to the serious trade depression through which the City was passing for some time previous to the enumeration, a certain proportion of the population must have left the City for want of employment. The non-co-operation of a certain section of the population in the Census work may probably be also the cause of a small decrease in the Census figures.

As the Report refers to the year 1930 the birth and death rates in the statistical returns of this Report have been calculated on the estimated population in the middle of 1930 (*vide* Government Resolution No. 2547 of 4th July 1922, in the General Department).

The estimated population in the middle of the year 1930 was 1,298,708 as shown by Sexes and Sections together with the Census population of 1921 in Table No. 1 and by Castes in Table No. 3, appended to this Report. This estimated population (1,298,708) has been retained unaltered since 1927 for the reasons mentioned above.

The method adopted for * estimating the population was explained in the Annual Report for 1922.

BIRTHS AND BIRTH-RATES.

The number of live births registered during the year was 25,329 excluding 2,013 still-births. It was 1,109 more than in 1929 and 3,989 more than the average of the decennium 1920-1929.

The birth-rate calculated on the estimated population for 1930 was equivalent to 19.5 births per 1,000. Calculated on the Census population for 1921, the birth-rate was 21.5.

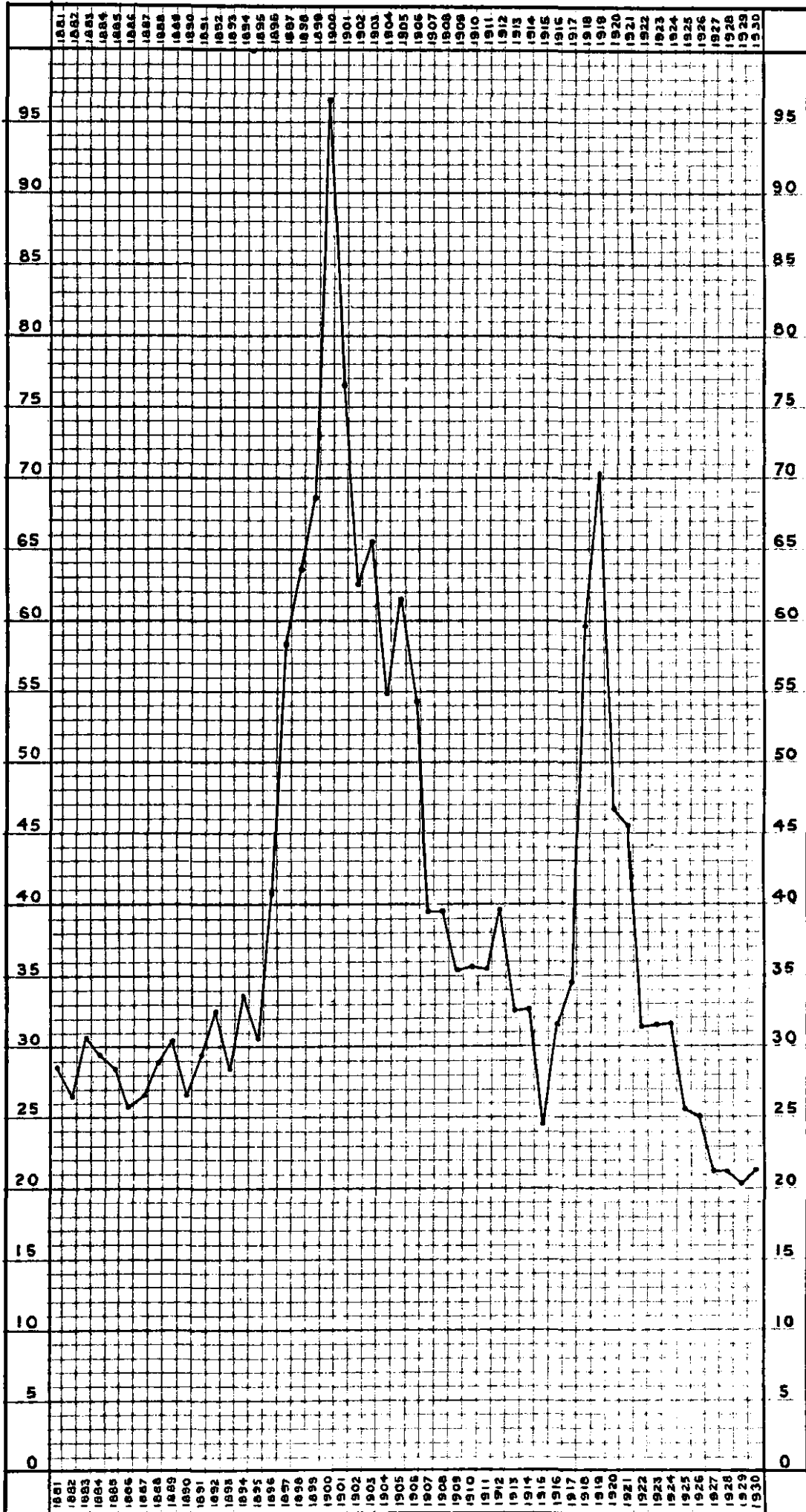
Of the children whose births were registered, 13,003 were males and 12,326 females, the proportion of males to females being 1,055 to 1,000.

The low birth-rate recorded year by year for the City is probably by no means a fair measure of the true fertility of the population. It is in part due to the custom whereby married women leave the City for their confinement and register their children in the mofussil districts where they are born and partly to the negligence of the parents to give information of the birth to the Municipality.

The negligence in registering births has been obviated to some extent by the maternity benefit offered to the labour classes who now voluntarily get the births of their children registered to procure birth certificates and claim the benefit.

* The method adopted assumes that in each year the increase will be 19,046.9 or 1/10th of the increase which took place in the decennium 1911-1921. Since the estimate is for the middle of the year and the Census was taken on 18th March, $\frac{1}{4}$ of the annual increase has been added to the Census population, to obtain the estimated population in the middle of the year 1921, which thus serves as the starting point for the annual additions.

A DIAGRAM ANNUAL DEATH RATE IN BOMBAY 1881-1930



The following table shows the proportional contribution to the total deaths of each age-group in the two sexes :—

TABLE OF PERCENTAGES TO THE TOTAL MORTALITY BY AGE-PERIODS IN 1928, 1929 AND 1930.

Age-period.	1928.		1929.		1930.					
	Total Mortality.	Percent-age.	Total Mortality.	Percent-age.	MALES.		FEMALES.		PERSONS.	
					Total Mortality.	Percent-age.	Total Mortality.	Percent-age.	Total Mortality.	Percent-age.
Under 1 year ..	7,468	27.3	7,225	27.2	4,055	27.0	3,451	27.5	7,506	27.2
1 to 5 years ..	4,080	14.9	4,607	17.4	2,462	16.4	2,628	20.9	5,090	18.5
5 to 10 „ ..	812	3.0	813	3.1	397	2.6	452	3.6	849	3.1
10 to 15 „ ..	619	2.3	524	2.0	216	1.4	280	2.2	496	1.8
15 to 20 „ ..	939	3.4	911	3.4	408	2.7	529	4.3	937	3.4
20 to 30 „ ..	3,250	11.9	2,951	11.1	1,563	10.5	1,416	11.3	2,979	10.8
30 to 40 „ ..	3,102	11.4	2,794	10.5	1,779	11.9	1,020	8.1	2,799	10.2
40 to 50 „ ..	2,023	7.4	1,993	7.5	1,352	9.0	635	5.1	1,987	7.2
50 to 60 „ ..	1,842	6.7	1,710	6.4	1,112	7.4	63	4.5	1,675	6.1
60 years & upwards	3,197	11.7	3,020	11.4	1,663	11.1	1,571	12.5	3,234	11.7
Unspecified ages..
Total ..	27,312	100.0	26,555	100.0	15,007	100.0	12,545	100.0	27,552	100.0

It will be seen from the table that the percentage of deaths among infants under one year of age to the total mortality in the year under notice was higher, as in the past, than in the case of any other age-group.

CAUSES OF DEATHS.

The tabulation of deaths by causes is carried out, as explained in the Annual Report for 1920, page 5, in accordance with the "Manual of the International List of Causes of Death as adapted for use in England and Wales," 1926 Edition. Table No. 11 (Appendix) includes the full list of causes of death. All other abstracts of the cause of death are arranged in the form of the Short List of causes adopted by the Registrar General for England and Wales and the Local Government Board with certain sub-divisions which were found important for tabulation purposes in the City of Bombay.

Certification of Cause of Death.—The total number of certificates of the cause of death received during the year was 7,902 against 9,259 in 1929; of these, 3,242 were from private qualified Medical Practitioners, 15 from Hakims and Vaidyas and 3,929 from the Medical Officers of various Hospitals, the cause of death in 198 cases was certified by the Commissioner of Police and in 518 cases by the Coroner of Bombay.

The percentage of certified deaths including those certified by Hakims and Vaidyas was 29.

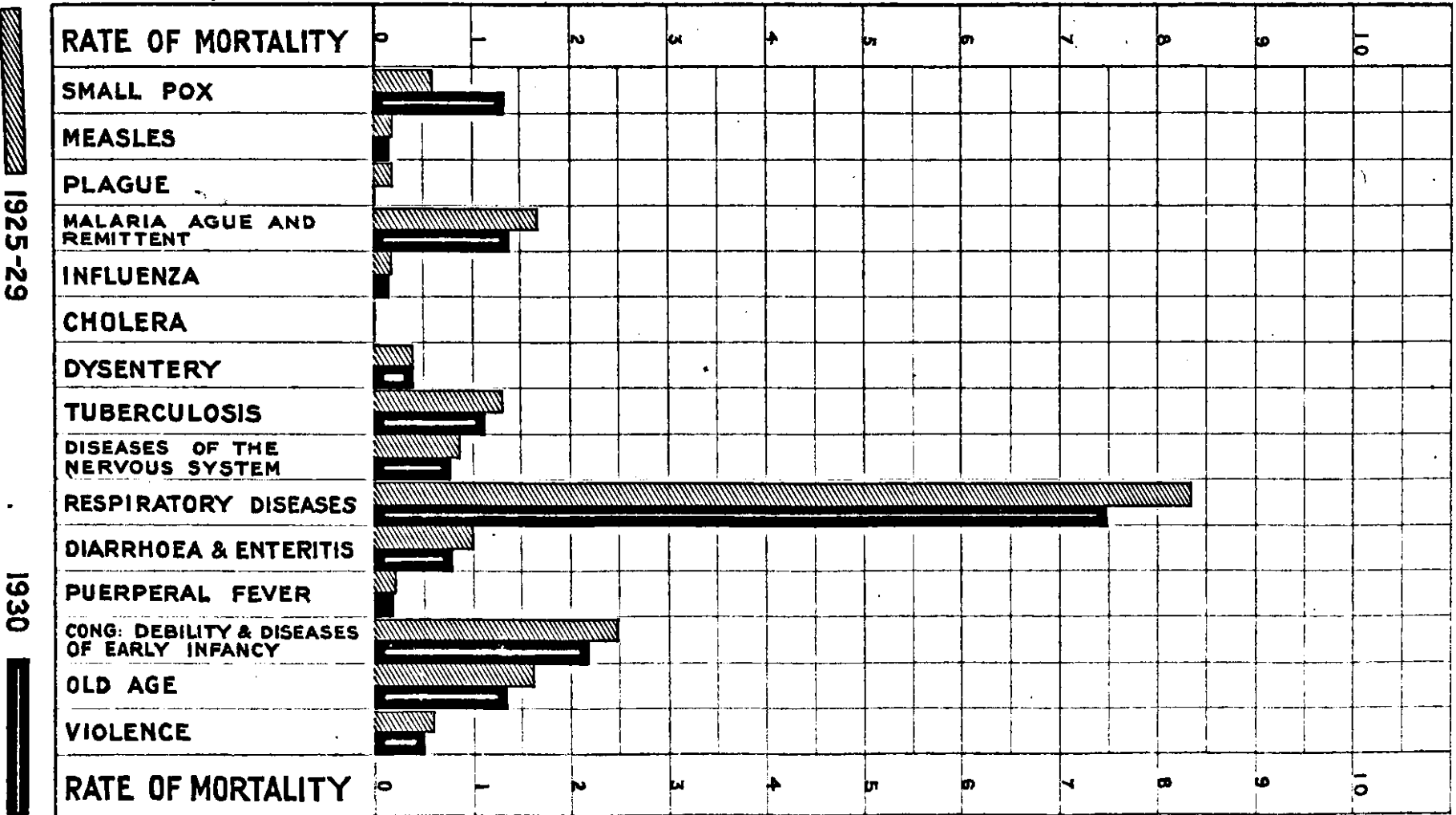
The percentages of deaths certified to the total number of deaths in 1930 and the preceding five years are shown in the following table :—

Year.	Number of Certificates of the Cause of Death received from						Percentage of Total Certificates received to the Total Mortality.
	Medical Officers of Hospitals.	Private Medical Practitioners.	Hakims and Vaidyas.	Commissioner of Police.	Coroner of Bombay.	Total.	
1925 ..	4,128	3,066	17	444	586	8,241	25.78
1926 ..	4,317	3,341	27	421	634	8,740	27.32
1927 ..	4,196	3,375	22	315	612	8,520	30.84
1928 ..	4,483	3,056	26	268	641	8,474	31.02
1929 ..	4,769	3,325	15	260	899	9,259	34.86
1930 ..	3,929	3,242	15	198	518	7,902	28.68

B

DIAGRAM

DEATH RATE PER 1000 OF POPULATION
FROM PRINCIPAL CAUSES IN BOMBAY IN 1930
AND THE QUINQUENNIAL AVERAGES IN
1925-1929



1925-29

1930

The figures show that the increase in the number of certified deaths marked during the preceding three years was not maintained in 1930.

The District Registrars certified the cause of 4 deaths in persons seen during their last illness and verified the cause of death in 19,646 cases on the information gathered from the relatives of the deceased.

Copies of Certificates Issued.—During the year 1,863 copies of certificates of registry of death, 1,460 copies of certificates of birth and 26 true copies of birth and death reports and medical certificates were issued. The total fees received for copies of certificates and reports, for searches of birth and death registers for various periods and for producing registers in Courts of Law amounted to Rs. 4,084 as against Rs. 2,865 in 1929.

Principal Causes of Deaths.—Table of Deaths and Death-rates from Epidemic Diseases and certain other Principal Causes of Death in 1930 and 1929 with averages for 10 years (1920-1929).

Causes of Death.	1930.		1929.		Average of years (1920-1929.)	
	Number of Deaths.	Death-rates per 1,000 of Population.	Number of Deaths.	Death rate per 1,000 of Population.	Number of Deaths.	Death-rate per 1,000 of Population
<i>Principal Epidemic Diseases.</i>						
Small-pox	1,677	1.3	1,135	0.9	611	0.5
Measles	136	0.1	113	0.1	126	0.1
Plague	29	0.0	29	0.0	419	0.3
Enteric Fever	188	0.1	170	0.2	148	0.1
Malarial Fever	195	0.2	216	0.2	432	0.4
Ague and Remittent Fever ..	1,541	1.2	1,540	1.2	2,447	2.0
Relapsing Fever	16	0.0
Influenza	75	0.1	63	0.0	429	0.4
Cholera	40	0.0	8	0.0	57	0.0
Dysentery	487	0.4	358	0.3	815	0.7
Diphtheria	20	0.0	27	0.0	10	0.0
<i>Other Principal Diseases.</i>						
Tuberculosis	1,450	1.1	1,520	1.2	1,606	1.3
Diseases of the Nervous System ..	1,074	0.8	1,172	0.9	1,583	1.3
„ „ Respiratory System	9,703	7.5	9,550	7.4	13,686	11.2
Diarrhoea and Enteritis	983	0.8	868	0.7	1,969	1.6
Puerperal State	189	0.1	197	0.2	304	0.2
Congenital Debility and Diseases of early Infancy	2,796	2.2	2,781	2.1	3,518	2.9
Old Age	1,846	1.4	1,799	1.4	2,353	1.9
Leprosy	26	0.0	40	0.0	82	0.0
Violence	705	0.5	836	0.6	803	0.6
Other Causes	4,392	3.9	4,133	3.1	4,480	3.6
Total ..	27,552	21.2	26,555	20.4	35,894	29.4

It will be seen from the table and Diagram B that diseases of the Respiratory System caused as usual, a higher death rate (7) than any other group. Congenital Debility and Diseases of early Infancy constituted the next most fatal group giving a death-rate of 2 per 1,000 persons living. The groups coming next on the list for the year under report with a death-rate of 1.4 comprises the deaths attributed to Malaria, Ague and Remittent Fever, Old Age (1.4) and Small-pox (1.3).

Scarlet Fever and Whooping Cough have been omitted from the above short table of principal causes. Scarlet Fever has not been registered as a cause of any death during the last 10 years and the average annual number of deaths from the other disease is only 10.

Table No. 8 appended to the Report gives detailed information regarding deaths by months and causes.

The mortality from Plague, Small-pox, Cholera, Influenza, Tuberculosis and Fevers in 1930 is discussed on pages 19 to 25.

The mortality rates from several diseases among different races in the City are shown in Table No. 14 appended to the Report.

Mortality by Months.—The following table shows the total number of deaths registered in each month of the year. The number of monthly total deaths in 1929 is added to the table for comparison.

TABLE SHOWING THE MONTHLY TOTAL DEATHS IN 1930 AND 1929.

Year.	MONTHS.												Total.
	January.	February.	March.	April.	May.	June.	July.	August.	September.	October.	November.	December.	
1930	2,340	2,525	2,990	2,600	2,353	2,227	2,298	2,367	2,057	2,125	1,753	1,917	27,552
1929	2,298	2,408	2,456	2,346	2,496	1,937	2,049	2,154	2,043	2,162	2,146	2,060	26,555

The rise in the mortality registered during the first three months of the year was due to Small-pox which was in an epidemic form. The two slight rises, one in July-August, and the other in October, were respectively due to Diarrhoea and Malaria including Ague and Remittent Fever.

The incidence of deaths from principal causes in different months is shown in Table No. 8 appended to this Report.

The following table shows the number of deaths registered on each day throughout the year:—

TABLE SHOWING THE DAILY TOTAL DEATHS IN 1930.

Date.	Jan.	Feb.	Mar.	April.	May.	June.	July.	Aug.	Sept.	Oct.	Nov.	Dec.
1	89	82	86	111	73	81	73	74	81	84	57	65
2	59	69	98	82	80	85	80	90	68	76	54	63
3	67	81	97	109	86	73	63	73	84	83	60	64
4	88	70	87	89	78	74	81	81	88	72	44	68
5	87	94	121	88	63	86	73	85	60	70	71	57
6	67	72	109	89	79	86	53	82	54	52	65	63
7	76	87	106	75	67	72	63	87	51	67	49	51
8	77	95	99	85	60	81	71	67	69	78	63	77
9	70	91	100	99	72	67	51	63	83	63	54	65
10	81	65	94	71	89	91	82	78	35	77	57	69
11	82	73	107	85	81	65	63	96	50	60	53	61
12	57	93	101	78	75	59	69	81	106	60	57	72
13	66	82	100	79	68	83	76	69	73	63	57	57
14	70	101	92	77	75	74	85	68	54	68	61	63

TABLE SHOWING THE DAILY TOTAL DEATHS IN 1930—*contd.*

Date.	Jan.	Feb.	Mar.	Apr.	May.	June.	July.	Aug.	Sept.	Oct.	Nov.	Dec.
15	64	105	102	98	85	91	87	67	61	44	66	61
16	66	83	78	84	65	62	81	88	65	69	57	64
17	87	100	89	82	71	62	71	78	79	82	59	64
18	86	93	90	94	94	74	73	67	68	80	66	66
19	69	93	84	81	73	77	74	86	77	79	60	55
20	70	100	107	86	72	76	66	76	67	67	68	63
21	74	93	98	93	77	64	76	71	68	76	59	45
22	64	90	84	84	81	70	79	86	78	66	59	58
23	78	136	108	104	72	57	74	79	65	65	53	77
24	78	99	111	95	63	73	90	70	61	73	59	51
25	79	82	85	80	86	64	74	70	69	64	71	60
26	89	94	100	87	76	77	85	71	62	66	63	68
27	73	86	77	73	75	75	74	83	76	61	60	66
28	100	116	95	89	84	80	77	72	70	74	43	49
29	69	..	102	79	66	62	72	72	75	68	45	63
30	76	..	91	74	80	84	79	77	60	61	63	55
31	82	..	92	..	87	..	83	60	..	57	..	57
Total.	2,340	2,525	2,990	2,600	2,353	2,227	2,208	2,367	2,057	2,125	1,753	1,917

Mortality by Sections.—It will be seen from Table No. 6 (Appendix) which gives total deaths and death-rates in each Section in 1930 and the quinquennial averages for 1925-1929, that rates higher than the general death-rate were recorded in Second Nagpada (31), Umerkhadi (27), Tardeo (27), Kamathipura (27), Bhuleshwar (26), Byculla (25), Khara Talao (25), Tarwadi (23), Mazagaon (23), Sion (23), Mahim (23), Esplanade (22) and Worli (21.5).

The Sections of Tarwadi, Upper Colaba, Esplanade and Byculla contain Hospitals and would exhibit a much lower rate, but for the fact that for want of the residential addresses of many of the patients who die in these institutions, the deaths have to be referred to the Sections containing the hospitals instead of to those where the patients resided before admission. Upper Colaba contains the Colaba Station (Military) Hospital, and Esplanade St. George's, the Cama and Albles, Gokuldas Tejpal, the Parsee Lying-in and Indian Station (Military) Hospitals. The Sir Jamshedji Jeejeebhoy, Bai Motlabai and Sir D. M. Petit and Maratha Hospitals are in Tarwadi and St. Joseph's Foundling Home, the Arthur Road Infectious Diseases Hospital, the Adams Wylie Memorial Hospital in Byculla Section. Parel contains the King Edward VII Memorial Hospital and the Nowroji Wadia Maternity Home. The lowest rate 8 was recorded for Fort South and the next lowest (13) for Walkeshwar Sections as against 10 and 13 respectively in 1929.

Death by Occupation.—The death-rate recorded for persons following different occupations are shown in Table No. 17 appended to the Report.

For information as to the effect of occupation on the death-rate, reference should be made to the Annual Report for 1922 when the Census returns were comparatively recent.

INFANT MORTALITY.

The deaths among infant under one year of age numbered 7,506, being 281 more than in the preceding year but 1,157 less than the annual average in the decennium 1920-1929.

The infant mortality rate expressed as the number of deaths in infants per 1,000 registered births was 296, being the lowest hitherto recorded in the official statistics for the City. The next lowest rate was 298 registered in 1929.

The diagram C facing this page shows the incidence of Infant Mortality rate during the last 55 years.

Causes of Death.—It will be seen from Table No. 12 (Appendix) that 5,320 or nearly 71 per cent. of the total deaths in infants were due to diseases of the Respiratory System, Infantile Debility and Premature Births, against 5,302 deaths or 73 per cent. in 1929. Diarrhoea and Enteritis caused 350 deaths, Malaria, Ague and Remittent Fever 143 deaths. Fever not defined 73 deaths and Convulsions 626 deaths. The deaths from Small-pox and Measles numbered 449 and 41 respectively.

INFANT MORTALITY FROM PRINCIPAL CAUSES FROM 1925 TO 1930.

Cause of Death.	1925.	1926.	1927.	1928.	1929.	Average (1925 to 1929.)	1930.	More or Less.
Small-pox	105	84	151	127	240	141	449	+ 308
Measles	45	38	32	23	37	35	41	+ 6
Malarial Fever	23	32	21	13	18	21	13	— 8
Ague and Remittent Fever and Fever not defined	103	143	130	143	169	138	203	+ 65
Diarrhoea and Enteritis	480	491	383	268	303	375	350	— 25
Dysentery	34	39	31	28	23	31	39	+ 8
Infantile Debility and Malformation including Premature Birth ..	3,129	3,703	3,106	3,105	2,779	3,164	2,791	— 373
Diseases of the Respiratory System ..	2,078	2,644	2,118	2,630	2,523	2,419	2,529	+ 110
Convulsions	827	670	588	654	662	680	626	— 54
All Causes	7,213	8,200	6,857	7,468	7,225	7,392	7,506	+ 114

Quinquennial Averages—Compared with the averages of the preceding five years, the total number of deaths was more by 114, the principal increases in the mortality being 308 under Small-pox, 6 under Measles, 65 under Ague and Remittent Fever and Fever not defined, 8 under Dysentery and 110 under diseases of the Respiratory System. Decreases were recorded under Malarial Fever (8), Diarrhoea and Enteritis (25), Infantile Debility and Premature Birth (373) and Convulsions (54).

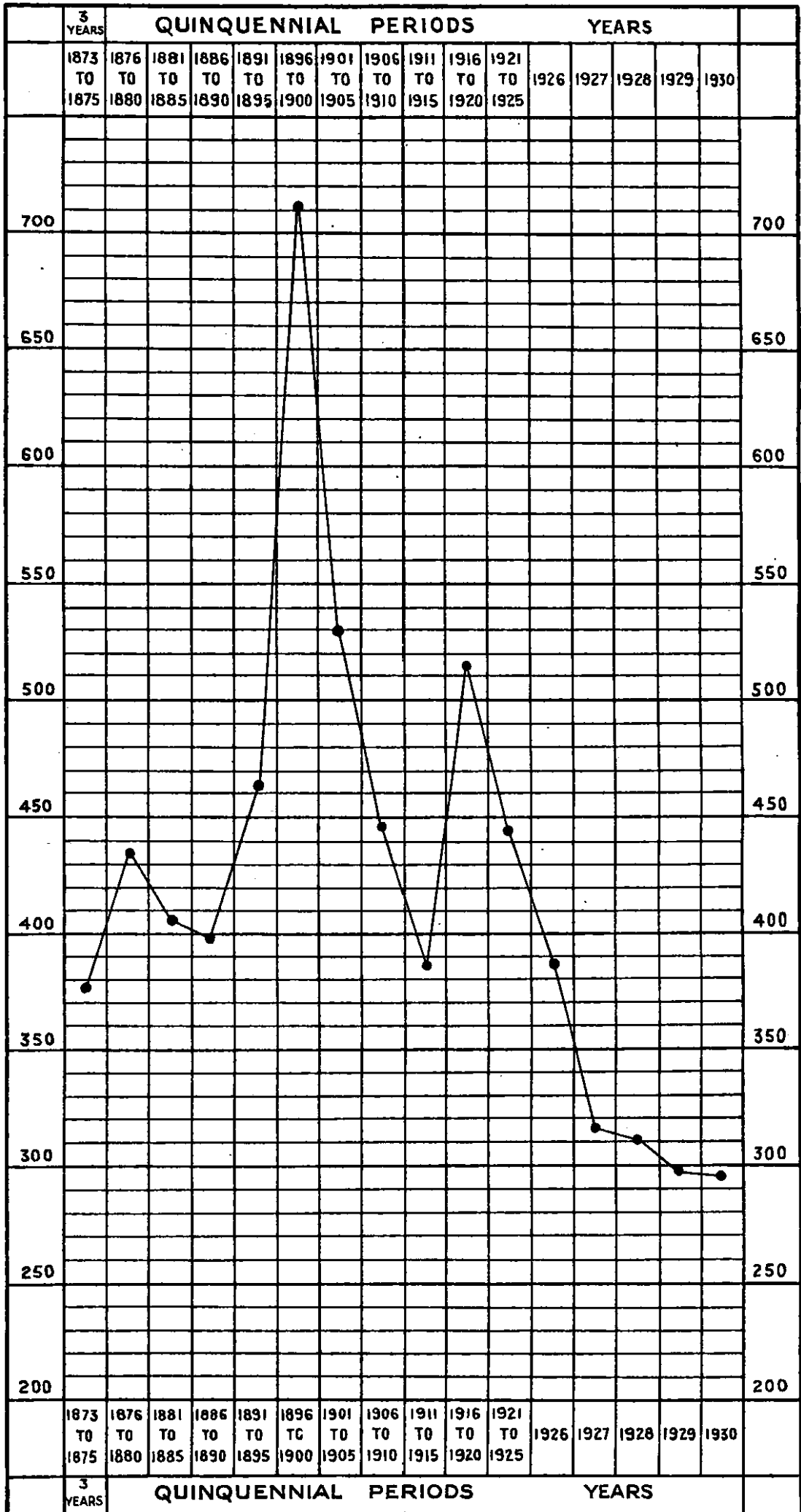
Age at Death.—The following table classifies the infantile deaths from principal causes in 1930 under the age groups, under 7 days, 1-4 weeks, 1-6 months and 6-12 months:—

TABLE OF DEATHS AMONG INFANTS FROM PRINCIPAL CAUSES BY AGE-PERIODS IN 1930.

Age-Period.	Small-pox.	Measles.	Malarial Fever.	Ague and Remittent Fever and Fever not defined.	Diarrhoea and Enteritis.	Dysentery.	Infantile Debility and Malformation including premature Birth.	Diseases of the Respiratory System.	Convulsions.	All causes.	Percentage of deaths in each age period to the total deaths under 1 year of age.
Under 7 days	3	5	1	1,371	15	88	1,575	21.0
1 to 4 weeks	7	2	2	10	31	2	762	21	120	972	12.9
Total under 4 weeks ..	7	2	2	13	36	3	2,133	36	208	2,547	33.9
4 weeks to 6 months ..	162	11	3	80	126	5	541	875	279	2,193	29.2
6 to 12 months	280	28	8	110	188	31	117	1,618	139	2,766	36.9
Total	449	41	13	203	350	39	2,791	2,529	626	7,506	100.0

C DIAGRAM

DEATHS IN INFANTS PER 1000 BIRTHS IN BOMBAY 1873 - 1930



Of the total deaths among infants, 1,575 or 21 per cent. took place in the first week of life and 972 or 13 per cent. in the age-period of 1 to 4 weeks.

The mortality among infants who had not completed the first month of life was thus 2,547 or 34 per cent. of the total infant deaths. The number of deaths in the groups 4 weeks to 6 months and 6 and 12 months was 2,193 and 2,766, being respectively 29 and 37 per cent. of the total infant mortality.

TABLE OF PERCENTAGES OF INFANT DEATHS FROM PRINCIPAL CAUSES AT SEVERAL AGE-PERIODS IN 1930.

Age-Period.	Small-pox.	Measles.	Malaria Fever.	Ague and Remittent Fever and Fever not defined.	Diarrhoea and Enteritis.	Dysentery.	Infantile Debility and Malformation Including Premature Birth.	Diseases of the Respiratory System.	Convulsions.	Other cases.	All cases.
Under 7 days	0.2	0.3	0.3	87.0	1.0	5.8	5.8	100.0
1 to 4 weeks ..	0.7	0.2	0.2	1.0	3.2	0.2	78.4	2.2	12.3	1.5	100.0
4 weeks to 6 months..	7.4	0.5	0.1	3.6	5.7	2.2	24.7	39.9	12.7	5.1	100.0
6 to 12 months ..	10.1	1.0	0.3	4.0	6.8	1.1	4.2	58.5	5.0	8.9	100.0
Total ..	6.0	0.5	0.2	2.7	4.7	0.5	37.2	33.7	8.3	6.2	100.0

The salient features of the above table are the magnitude of the role played by debility and prematurity in the causation of deaths in the first 4 weeks of life and the large proportion of deaths from Respiratory diseases during the remaining 11 months of infancy.

Infant Mortality by Months.—The sub-joined table shows the number of deaths among infant in each month of the year. For comparison the monthly total number of deaths at ages of 1 year and upwards is also inserted.

Age-Period.	NUMBER OF DEATHS.												Total
	January.	February.	March.	April.	May.	June.	July.	August.	September.	October.	November.	December.	
Under 1 year ..	567	580	788	740	666	722	739	669	556	547	450	482	7,506
1 year and upwards	1,773	1,945	2,202	1,860	1,687	1,505	1,559	1,698	1,501	1,578	1,303	1,435	20,046

Table No. 12 appended to the Report shows the number of deaths among infants under one year of age by causes in detail and by months.

Infantile Mortality by Races.—The following table shows the death-rates among infants of different Nationalities and Castes.

INFANT MORTALITY BY CASTE AND INFANTILE DEATH-RATE PER 1,000 BIRTHS REGISTERED IN EACH CASTE IN 1930.

Race or Caste.	Deaths under 1 year.	Number of Births Registered.	Infant Mortality per 1,000 of Births Registered.
Hindus Low Caste	1,337	4,162	321
Hindus, all other Castes	4,153	13,195	315
Mussalmans (including Negro Africans)	1,285	4,406	291
Parsees	114	1,154	99
Jews	30	277	108
Indian Christians	518	1,830	283
Anglo-Indians	27	150	180
Europeans	7	133	53
Buddhists	3	13	231
Other and Unknown Castes	32	9
Total ..	7,506	25,329	296

Infant Mortality by Sections.—The death-rates among infants under one year of age per 1,000 births registered in several Sections of the City are shown in the last column of Table No. 2 appended.

In the case of each death of an infant special enquiries were made by the District Registration staff of the Health Department as to whether the birth of the child had taken place in the City or outside it, and if the former whether the birth was registered in the City registers before or after death. The result of this enquiry is embodied in the sub-joined statement with a view to ascertain the incidence of infant mortality in a class of population inhabiting a particular locality.

Statement showing the place of Birth of Children who died before completing 12 months of age in the year 1930 :—

Ward.	SECTIONS.	Bombay Born.		Born out of Bombay.	Total.
		Registered.			
		Before Death.	After Death.		
A	Upper Colaba.. ..	11	1	2	14
	Middle and Lower Colaba ..	66	3	16	85
	Fort, South	3	3
	Fort, North	109	4	35	148
	Esplanade	59	2	14	75
B	Mandvi	158	2	61	221
	Chuckla	95	3	19	117
	Umarkhadi	272	5	38	315
	Dongri.. ..	79	2	15	96
C	Market	119	5	46	170
	Dhobi Talao	184	9	34	227
	Fanaswadi	120	4	24	148
	Bhuleshwar	179	5	38	222
	Khara Talao	148	1	14	163
	Kumbharwada	174	6	35	215
D	Khetwadi	194	15	29	238
	Girgaum	176	7	44	227
	Chowpati	61	3	8	72
	Walkeshwar	63	2	5	70
	Mahalakshmi	172	4	21	197
E	Mazagon	215	7	49	271
	Tarwadi	281	12	71	364
	Second Nagpada	155	5	29	189
	Kamathipura	279	14	63	356
	Tardeo	211	3	42	256
	Byculla	704	22	91	817
	First Nagpada	31	1	8	40
F	Parel	228	16	87	331
	Sewri	127	9	52	188
	Sion	377	32	76	485
G	Mahim.. ..	267	21	69	357
	Worli	625	47	107	779
	Harbour, Docks, Railways and Unknown	39	3	8	50
	Total ..	5,981	275	1,250	7,506
	Percentage ..	79.7	3.7	16.6	100.0

As this information is introduced since the year under report, it is not fair to offer any comments on the figures. For instance the percentage of deaths amongst children born in the mofussil and not registered in the City to the total infant deaths in 1930, was 17 as against about 32 in 1927. This striking variation may be due to the maternal benefits extended to the labour class, the extended facilities by the increased number of Maternity Homes or to some other facts.

INFANT MORTALITY* BY THE NUMBER OF ROOMS OCCUPIED IN 1930.

Number of Rooms.	Births.		Deaths in Infants.		Infant mortality per 1,000 births registered.	
	Number.	Percentage.	Number.	Percentage.	1930.	1929.
1 Room and under ..	10,945	43.2	5,497	73.2	502	487
2 Rooms	1,800	7.1	550	7.3	306	368
3 Rooms	749	3.0	202	2.7	270	297
4 or more rooms ..	404	1.6	74	1.0	183	185
Hospitals	11,394	45.0	1,154	15.4	101	85
Homeless and not recorded	37	0.1	29	0.4
Total ..	25,329	100.0	7,506	100.0	296	298

The percentage of population occupying tenements of one room and under to the total number of occupants of all classes of tenements in the City by the Census of 1921 was 66. Of the 25,329 births registered in the year, 10,945 or 43 per cent. occurred in families living alone in a single room or sharing it with others and the number of deaths in infants in this class of population was 5,497 or 73 per cent. of the total infant mortality.

It will be observed from the statement that the rate of deaths among infants in single room tenements per 1,000 births in such tenements during the year was 502 as against 487 in 1929, and that the proportion of deaths to births varies inversely as the number of rooms occupied by the parents.

Prevention of Infantile Mortality.

The work which is being done in Bombay for the reduction of infant mortality may be described under the following heads :—

- (i) Visits by the Municipal District Nurses for the purpose of getting into touch with prospective mothers and for discovering cases of sickness especially among women and children and unvaccinated children ; for enquiry into the condition of new born infants ; and for giving instruction by homely talks as to the care and rearing of children.
- (ii) Attendance on confinements.
- (iii) Provision of necessaries and comforts during the lying-in-period.
- (iv) Maternity Homes.
- (v) Infant Welfare Centres and Infant Milk Depots.

Municipal Nurses.—The number of Municipal Nurses employed is ten, one being attached to each of the ten District Registrars' offices. They are all qualified midwives and visit daily the localities and the chawls inhabited by the poor and help to diffuse and popularise elementary knowledge of the principles of health and hygiene and to carry such knowledge into the homes and lives of the ignorant; they give advice on the prevention of disease and the care and up-bringing of infants and bring to the notice of the authorities unregistered births, unvaccinated children and cases of sickness; they also persuade prospective mothers to go to the Maternity Homes provided for them free. Where this provision is not taken advantage of, they attend on the women in their own houses providing them with bedding for their confinement, and with food in shape of milk and bread during the first days of the puerperal period. The visits of the Nurses are frequently the means of bringing to the Municipal Dispensaries sick persons who would otherwise either not know the existence of the facilities provided or knowing would through indifference and apathy, neglect to benefit by them. These visits are doing much good and are welcomed and appreciated by those for whose benefit they are paid.

Summary of Work.—During the year the Municipal Nurses paid 30,482 visits to houses, chawls and huts (against 37,948 in 1929), inquired into 2,911 cases of ordinary sickness and reported 209 cases of infectious diseases and 469 deaths in the female population of the City. They also attended on 1,245 confinements (against 1,087 in 1929) and verified the reports of the Births Karkuns on 6,659 births.

The following table summarises the information obtained by the Nurses in attendance on confinements and in visits to infants and young children :—

SUMMARY OF INQUIRIES AND OF WORK OF MUNICIPAL NURSES AND MIDWIVES, 1925-1930.

	1925.	1926.	1927.	1928.	1929.	1930.
Total number of births (including still-born) registered ..	21,984	22,744	23,465	25,843	26,080	27,342
Percentage of Still-birth to the total number of births registered ..	7.8	7.3	7.5	7.1	7.1	7.4
Number verified by the Nurses ..	9,961	9,699	9,831	10,813	10,075	10,320
Percentage of the number verified to the total ..	45.3	42.6	41.9	41.8	38.6	37.7
Percentage of the confinements unattended ..	5.8	6.5	5.8	5.2	4.0	4.2
Percentage of the confinements attended by unskilled women ..	44.1	37.4	38.2	34.1	35.2	29.1
Percentage of the confinements attended by qualified Nurses (other than Municipal) ..	8.8	10.8	9.4	9.2	9.4	9.4
Percentage of the confinements attended by Municipal Nurses ..	14.6	14.4	13.5	12.7	10.8	12.0
Percentage of children born in Hospital ..	26.7	30.9	33.1	38.8	40.6	45.3
Percentage of children born in healthy condition ..	71.5	65.9	67.8	69.5	64.6	69.3
Percentage of children fed on breast ..	71.9	68.0	73.3	72.3	66.5	71.4
Percentage of children dying within 30 days ..	13.9	12.3	12.0	10.4	8.6	8.3
Percentage of the cases where the mothers leave home for work ..	30.4	35.0	32.8	31.2	30.4	29.9

It will be seen from the above table that of the total number of 27,342 births (including 2,013 still-births) registered in the City during the year under report, 10,320 or 38 per cent. were verified by the Municipal Nurses as against 10,075 or 39 per cent. in 1929.

The proportion of births wholly unattended was 4 per cent. among the cases wherein enquiries were made, and that of confinements attended by unskilled women 29, as against 4 and 35 respectively in 1929.

The percentage of confinements attended by qualified midwives (other than Municipal) was 9 as in 1929 and that of confinements attended by Municipal midwives was 12 as against 11 in the previous year. The percentage of children born in Hospitals showed an increase from 41 to 45 per cent.

The percentage of children born in healthy condition was 69 as against 65 in the preceding year and that of children fed on breast was 71 as against 66 in 1929.

The proportion of children dying within 30 days of birth fell from 8.6 in 1929 to 8.3 in 1930.

The percentage of mothers who left home for work leaving their children to the care of others was 30 as in 1929.

Relief to poor women during confinement in the shape of necessaries and comforts such as milk, bread, bed, blankets, charpoys and linen was continued during the year and dispensed in 317 cases against 271 in 1929 and 362 in 1928.

Municipal Maternity Homes.—The number of women admitted to the four Municipal Maternity Homes and the number of beds in each Home was as follows :—

Maternity Home.	Number of Cases.		Number of Beds.
	1930.	1929.	
Haji Saboo Sidic's Maternity Home at Bellasis Road ..	1,191	1,103	37
Kamar Khanum Maternity Home at Victoria Cross Road..	925	925	50
Haji Sabu Sidik's Maternity Home at Imamwada Road ..	734	695	19
Haji Mahomed Haji Sabu Sidic's Maternity Home at Worli .	511	328	16
Total ..	3,361	3,051	122

The total number of women admitted to the four Municipal Maternity Homes during the year was thus 3,361 as against 3,051 in 1929. The number of cases confined in the Homes was 3,017 as against 2,751 in 1929. Of the women confined, 684 were *primiparæ*.

The following statement gives the number of confinement cases in each of the Municipal and private Institutions doing maternity work during the last five years (1926-1930) :—

No.		1926.	1927.	1928.	1929.	1930.
1	Ahilyabai Free Maternity Home	34	47	34	38	37
2	Ajinkya Hospital	195	247	226	231	244
3	Anand Maternity Home	154	142	114	74	51
4	Bhatia Maternity Home	115	158	221	207	213
5	Cama and Albles Hospital	1,358	1,506	1,806	1,909	2,189
6	Dholkawala's Maternity Home	Opened on 5th July 1929.			139	206
7	Dr. C. M. Mehta's Hospital	43	101	184	290	334
8	Dr. D'Sa's Hospital	105	140	145	151	174
9	Dr. Karande's Maternity Home	Opened in April 1929.			70	89
10	Dr. Kerawala's Hospital	272	268	282	298	293
11	Dra. Kaikini and Tilak Hospital	45	40	50	55	86

No.		1926.	1927.	1928.	1929.	1930.
12	Dr. Pagnis Maternity Home	Not in existence.			12	43
13	Dr. Parekh Hospital	175	163	173	337	281
14	Dr. Purandare's Hospital	343	309	316	299	244
15	Eugenie Maternity Home (Dr. Sequeira's) ..	39	49	56	78	62
16	Gordhandas Ranchoddas Bhagat, Kalbadevi Hindu Maternity Home	Opened in July 1929.			90	180
17	Haji Karim Mahomed Suleman Maternity Home	Not opened	6	44	36	48
18	Haji Saboo Siddick Maternity Home, Bellasis Road	785	777	944	1,004	1,078
19	Haji Saboo Siddick Maternity Home, Imamwada	543	612	647	592	680
20	Hospital for Women & Children, Tardeo ..	75	126	200	171	195
21	Jasmine Lodge Nursing Home	Not supplied.			4	22
22	Kamar Khanum Maternity Home	305	616	829	856	814
23	Kanchangauri Maternity Home	27	124	376	460	486
24	Laxmi Maternity Home	Not in existence.				28
25	Masina Hospital	422	363	308	325	324
26	Motlabai and Petit Hospital	1,168	1,177	1,307	1,206	1,457
27	Municipal Maternity Home, Worli	Opened on 1st May 1928.		177	299	445
28	Nowroji Wadia Maternity Home	1,331	2,335	3,051	3,371	4,110
29	Parsi General Hospital	55	47	74	91	102
30	Parsi Lying-in-Hospital	437	478	404	363	356
31	Poly Clinic	Opened in 1930.				26
32	Popular Maternity & Gynæc Hospital (Dr. Mrs. Saldanha Fernandes)	Not existing.		July to Dec.	14	5
33	Rachael Maternity Home	82	79	73	95	71
34	Rukmani Hospital	156	231	255	218	217
35	Sakinabai Musabhai Jafferbhoy Maternity Home	54	88	99	137	104
36	Shree Luxmi Maternity Home	Opened on 1st March 1930.				12
37	Sir Harkisandas Narottamdas Hospital ..	Opened in 1929.			99	202
38	St. George's Hospital	181	219	234	214	242
39	Surgical Nursing Home	9	19	10	8	4
40	Swastic Maternity Home	Opened in 1929.			17	3
41	Victor Maternity Home				20	13
42	Vidya Maternity Home	Not in existence.			36	56
43	Wadi Bunder Port Trust Maternity Home ..	Opened on 16th Nov. 1928.		10	240	300
44	Yamunabai Nair Hospital	20	21	49	83	75
	Total ..	8,528	10,488	12,712	14,225	16,291

It is interesting to note that out of 27,342 births (including still births) registered in the City in 1930, 16,291 or 59.58 per cent. took place in Maternity Homes.

Maternal Mortality.—The following table shows the number of deaths of mothers during Puerperal stage from different causes during 1930 and the preceding five years :—

Classification No.	Cause of death.	1925.	1926.	1927.	1928.	1929.	1930.
143	Accidents of pregnancy	26	29	31	43	30	20
144	Puerperal hæmorrhage	18	23	15	18	18	19
145	Other accidents of child-birth	43	64	48	37	31	47
146	Puerperal Sepsis	133	127	84	92	81	73
147:1	Puerperal phlegmiasis alba dolens not returned as septic	5	3	2	6	..	1
147:2	Puerperal embolism and sudden death	6	3
148	Puerperal albuminuria and convulsions	23	24	14	27	31	26
149	Child-birth not assignable to other headings (puerperal insanity)	1	1
150	Puerperal diseases of the breast
	Total ..	249	271	194	223	197	189
	Total number of births including still-births ..	21,984	22,744	23,465	25,843	26,080	27,342
	Death-rate per 1,000 births	11.3	11.9	8.2	8.6	7.5	6.9

Voluntary Welfare Centres.—The Maternity and Child Welfare Scheme of the Infant Welfare Society has been doing good work. At the end of the year the centres established numbered nine. The Society provides through them (i) advice and instruction to mothers as to infant management; (ii) medical aid to infants and (iii) a staff of trained nurses for visiting the homes of infants. Each centre is in charge of a Supervisor who is a trained Nurse and a midwife. She supervises the milk distribution and assists the Lady doctor in charge in attending on babies and advising mothers on infant management. There is also a Health Visitor who is a trained nurse and midwife attached to each centre. She visits the babies in the district and persuades their mothers to take advantage of the Infant Welfare Scheme.

During the year 9,229 seers of milk were given free, 5,933 seers of milk were sold at 1 anna a seer, 45,452 seers at 2 annas a seer and 5,981 seers at 3 to 4 annas a seer. The number of new admissions at the nine centres was 5,112 and that of attendances for milk, medicine, treatment and advice 407,414.

The number of confinements attended by Midwives of the Society was 1,295.

A creche is attached to the DeLisle Road Centre where the highest daily attendance was 72.

METEOROLOGY OF 1930.

Table No. 22 appended to the Report gives the meteorological data of 1930.

Rainfall.—The total rainfall recorded at the Colaba Government Observatory during 1930 was 89.98 against 59.76 in 1929 and 85.63 in 1928 and was 19.44 inches above the normal (70.54). Rain fell on 93 days during the year against 114 days in 1929 and 74 days in 1928.

The maximum monthly rainfall was 43.77 inches in September against 26.09 inches in June 1929.

EPIDEMIC AND OTHER DISEASES.

EPIDEMIC AND OTHER DISEASES.

Notification of Infectious Diseases.—The cases of infectious diseases registered during the year numbered 4,713. Under Section 421 of the Municipal Act, 668 were notified by Medical Practitioners as against 608 in 1929. No cases were notified by Hakims and Vaidyas who are not required by law to notify. 4,045 cases or 86 per cent. of the total number were reported by the District Registrars.

Since fees are not paid to the Municipal Registrars for the cases they report and since such cases are not certified on the official form of certificate, they are not included in the number of cases notified under Section 421 of the Act.

The diseases to which the notification received related are set out by Sections in Table No. 4 (Appendix).

Year.	Number of Notifications received from			Reported by Municipal Registrars.	Percentage of total Notifications to the total number of Cases Registered.
	Medical Practitioners.	Hakims and Vaidyas.	Total.		
1926	388	388	2,580	13.1
1927	608	3	611	3,330	15.5
1928	506	6	512	3,026	14.1
1929	608	608	3,400	15.2
1930	668	668	4,045	14.2

Plague.—The number of Plague attacks during the year was 31 as against 36 in 1929. The disease caused 29 deaths as in 1929 and did not assume epidemic proportion at any time during the year. The number of deaths from Plague namely 29 registered in 1929 and 1930 was the lowest on record since 1896 when the disease first appeared in the City.

The mortality among reported cases was 94 per cent. as against 81 in the previous year. The death-rate from Plague works out to 0.02.

The distribution of deaths among different castes during the year is shown in Table No. 13 and the death-rate in Table No. 14 (Appendix).

Plague Measures.—The usual preventive and precautionary measures namely (i) Inoculation, (ii) Rat Destruction, (iii) Evacuation and (iv) Disinfection were continued during the year.

(i) Inoculation :—

During the year 230 inoculations against Plague were performed at the Haffkine Institute and 1 by the Municipal Medical Inspector.

(ii) Rat Destruction :—

The total number of rats collected and destroyed during the year was 5,99,292 against 6,38,013 in 1929. It will be seen from the following statement that of the 5,99,292 rats

collected and sent to the Parel Laboratory, 2,73,476 were examined and 691 were found infected, giving a ratio of 0.25 infected rats per 100 rats examined as compared with a ratio of 0.19 in 1929 :—

STATEMENT SHOWING THE NUMBER OF RATS SENT TO THE PAREL LABORATORY, THE NUMBER EXAMINED AND THE NUMBER FOUND INFECTED IN 1930.

Months.	Number of Rats sent to the Parel Laboratory.	Number of Rats Examined. Total.	Number of Rats found Infected.	Ratio per cent.
January	61,577	28,524	41	0.14
February	53,962	23,487	36	0.15
March	53,585	21,158	76	0.36
April	52,527	20,762	108	0.52
May	43,284	18,653	126	0.68
June	42,974	17,900	26	0.15
July	44,507	19,751	59	0.30
August	45,324	19,028	41	0.21
September	53,663	28,108	63	0.22
October	49,035	23,395	46	0.20
November	48,749	26,757	37	0.14
December	50,105	25,953	32	0.12
Total	5,99,292	2,73,476	691	0.25

The percentage of infected rats rose from 0.14 in January to 0.68 in May and then declined gradually to 0.12 in December.

(iii) Evacuation :—

For the reception of contacts from infected dwellings, semi-permanent Health Camps at Koli Lane (Colaba), Suklaji Street (Tardeo) and Arthur Road Chinchpooogli (at the junction of DeLisle Road and Arthur Road) were maintained.

(iv) Disinfection :—

For the destruction of fleas, all rooms in which cases of Plague either in rats or in man had occurred were disinfested with Pesterine. Infected bedding is disinfected by steam.

Small-pox.—Small-pox was prevalent in the City throughout the year and in epidemic proportions for 22 weeks from 12th January. It caused 1,677 deaths as against 1,135 in 1929 and 611 the average for the decennium 1920-1929. This was the highest number of deaths from Small-pox registered for any year since 1905. The number of attacks from Small-pox registered during the year was 2,669 (including 20 imported cases) against 2,020 in 1929.

The death-rate from Small-pox during the year was 1.3 as against 0.9 in 1929 and 0.5 the average during the ten years 1920-1929.

The number of deaths from Small-pox rose from 138 deaths in January to 541 deaths in March and gradually declined to 89 deaths in June, *vide* Table No: 8 (Appendix).

The highest number of deaths from Small-pox (179) was recorded in Worli Section, *vide* Table No. 9 (Appendix).

Four hundred and forty-nine deaths from Small-pox were registered as having taken place in children under one year of age and 547 in children aged 1-5 years. Thus of the total deaths, 996 or 59 per cent. occurred in the first five years of life, as against 52 per cent. in 1929.

Vaccination.—There are 21 Vaccination stations in the City of which three are open on every morning between 8 and 10-30 a.m. When Small-pox is prevalent in the City in an epidemic form, the station at Princess Street is open during afternoon hours on working days, and the one at Central Vaccination Depot, Suparibag Road, Poibavdi, Parel, is open on working days between 7-30 a.m. and 5-30 p.m. and on Sundays and holidays between 7-30 and 10-30 a.m.

In January when Small-pox threatened to assume an epidemic form, immediate steps were taken to open temporary Vaccination Stations; and 25 temporary Vaccination stations—1 at Municipal Head Office, Bori Bunder, 5 at principal public hospitals, 9 at Municipal Dispensaries, 5 at private charitable Dispensaries and 5 at public Institutions and private premises were opened by the middle of February and worked daily in addition to the 21 permanent stations.

Arrangements were also made for free vaccination at ten prominent Churches in the City on Sundays and at private offices, schools, colleges, etc. The total number of vaccinations performed during the first three months of the year are shown in the sub-joined statement:—

Months.	Primary Vaccinations.			Revaccinations.		
	1928.	1929.	1930.	1928.	1929.	1930.
January	2,489	3,016	4,834	623	778	10,362
February	2,779	2,219	5,973	1,993	4,910	45,291
March	2,432	4,438	3,517	3,817	33,143	30,748
Total ..	7,700	9,673	14,324	6,433	38,831	86,401

The number of primary vaccinations during the three months was thus 4,651 more than in the same period of 1929 and 6,624 more than in 1928.

Revaccinations during the three months—January to March 1930, numbered 86,401 as against 38,831 in the same quarter of 1929 and 6,433 in 1928. The number 86,401 of revaccinations in the three months was much in excess of that recorded for any complete year up to now.

The proportion of primary vaccinations (17,108) in children under one year of age to the total number of births (25,329) registered during the year was 67 per cent.

Of the 449 infants under one year of age who died of Small-pox during the year, 400 were not vaccinated and 6 were vaccinated during the incubation period. In the remaining 43 cases, the vaccinal condition was not ascertained.

Cholera.—During the year 65 attacks (including 6 imported cases) and 40 deaths from Cholera were registered as against 18 attacks and 8 deaths in 1929.

Cholera was absent in the City till the second week of August. Of the 65 attacks, 14 were registered in August, 5 in September, 31 in October, 7 in November and 8 in December. Twenty-five of the cases registered in October, were among mill-hands working in Khatau Makanji Mill though residing in different Sections of the City. Of them, 21 succumbed to the disease at their homes, three were removed to the Arthur Road Hospital for treatment and were discharged cured. One case recovered at home.

Enquiries showed that one of the cisterns used for drinking water was connected to the Municipal main and also to a well in the compound and it is probable that the latter was the source of infection. The pipe from the well was therefore got removed from the cisterns and they are solely now supplied with water from the Municipal main.

Influenza.—Influenza was recorded as the cause of 75 deaths during the year as against 63 in 1929 and 429 the average for the preceding decennium (1920-1929).

Tuberculosis.—The number of deaths from Tuberculosis was 1,450 and the death-rate 1.1 per 1,000 of the population. Of these 1,266 were due to Phthisis (Pulmonary Tuberculosis) and 184 to other Tuberculous Diseases. The annual death-rates in previous years from Tuberculosis have been as follows:—

Period.	Annual Death-rate from Tuberculosis.		
	Pulmonary.	Other Forms.	All Forms.
1920-1929	1.2	0.1	1.3
1925-1929	1.1	0.2	1.3
1929	1.1	0.1	1.2
1930	1.0	0.1	1.1

Of the deaths under Tuberculosis, 773 were among males and 677 among females. The disease caused a greater number of deaths among persons in the age-group of 20 to 40 years than in any other age period, *vide* Table No. 16 (Appendix).

The monthly variation in the number of deaths in each Section together with the death-rate from Tuberculosis is set out in Table No. 8 and the death-rate among different castes in Table No. 14 (Appendix).

The Anti-Tuberculosis Measures.

There are two dispensaries for Out-patients suffering from Tuberculosis one at the Sanitary Institute, Princess Street, and the other in Foras Road. The "Turner Sanatorium" contains 32 beds for in-patients on Bhoiwada Hill, Parel.

Each dispensary is in charge of a Medical Officer and three nurses are employed for visiting the patients who attend, reporting on their home conditions and seeing that they follow in their homes the advice which they receive. Of the three nurses two are employed at Princess Street and one at Foras Road.

In the year 1930, 1,431 new cases were admitted of which 1,017 were definitely labelled as "Tuberculous". The tuberculous cases were classified under two main groups (A) Pulmonary and (B) Non-Pulmonary. Their distribution is as follows:—

Pulmonary Tuberculosis	780	76.6 per cent.
Non-Pulmonary Tuberculosis	237	23.4 ..,

The 1,017 tuberculous cases, analysed according to caste and sex show the following distribution:—

Caste.	Male.	Female.
Hindu	255	162
Mahomedan	161	258
Parsee	12	3
Christian	91	54
Jew	10	11
Total	529	488

The figures for the two main communities (Hindus and Mahomedans) expressed in percentage make an interesting reading:—

	Male.	Female.
Hindu	61.15	38.42
Mahomedan	38.85	61.58

It appears from the above figures that the Hindu males are physically inferior to, or in other words, have lower powers of resistance than the Mahomedan males. Whereas the Mahomedan women are more readily susceptible than the Hindu women. Further taking the Mahomedan community alone, it appears that the women are much more susceptible than men. The natural inference is that the Zenana system amongst the poorer Mahomedan classes, on account of its insanitary accompaniments (*i.e.*, want of fresh air and sunshine) undermines their constitution to such an extent that they become more readily susceptible than their own sex in the Hindu community and their opposite sex in their own community. Of all the tuberculous cases among the females treated in 1930, the Mahomedan top the list with 52.86.

The distribution according to age is as follows :—

Up to age of	10	15	20	25	30	35	40	45	50 & upwards.
1,017 T. B. Cases	107	122	202	176	175	99	60	39	37

The highest incidence of the disease appears between the ages of 15 and 30, (nearly 54 per cent). Under the age of 15 the figure drops down to less than half (nearly 22 per cent.) After the age of 40 the disease shows a definite decline.

The dispensaries serve the following important purposes :—

(1) *Diagnosis Centre*.—The diagnosis is made on Clinical and Bacteriological findings. Doubtful cases are kept under observation for a certain period before being discharged as non-Tuberculous. From June 1930 to 31st December 1930, 380 Sputa were examined for Tuberculosis.

(2) *Propaganda Centre*.—3,009 domiciliary visits were paid in 1930. Printed leaflets in English and Vernaculars were distributed by the nurses during their visits. The patients and their relations received instructions on general sanitation and diet. The contacts were brought to the dispensary for examination. Their names were entered on special card known as "Contact Card". In the six months following 1st June 1930, 288 contacts were examined at the dispensaries.

(3) *Sorting Centre*.—After proper diagnosis, the cases were sent to appropriate institutions. Early cases were admitted to the Turner Sanatorium. Cases requiring hospital treatment were advised to go to the K. E. M. Hospital. Advanced cases were removed to the Maratha Hospital.

(4) *Information Bureau*.—Inquiries from the Bombay Public as well as from outside places, on matters relating to tuberculosis in general and tuberculous patients in particular received prompt attention from the Information Bureau.

(5) *Treatment Centre*.—Patients who were unable to take institutional treatment as in-patients, patients kept under "Observation" and good many of the chronic cases discharged from institutions, received treatment at the dispensary. The treatment mainly consisted of antiseptic and symptomatic mixtures; ointment for innunction into the chest (*i.e.*, Ung. Saponis of the Budapest Anti-tuberculosis Clinic) and injections of Sodium Morrhuate (3%); Collosal antimony; Collosal calcium; Aminobiase; (A.F.D.) and Tuberculin B.E. (of St. Mary's Hospital, London). The last named injection was reserved for surgical cases alone (*i.e.*, T. B. Glands and Bones). Gold injections were not given at the dispensary, for fear of reactions. They were given to suitable cases at the Sanatorium.

Turner Sanatorium.

Out of the 32 beds provided at the Turner Sanatorium, 18 are reserved for *male* cases. Remaining at the end of 1929, there were 15 male patients. 92 new cases were admitted in 1930. This brings the total number of male patients treated in 1930 to 107 (92+15). Out of these 1 died and 87 were discharged; therefore 19 male cases remained at the end of the year (*i.e.* one more than the number of beds allowed for male cases, but this was possible owing to a temporary increase in beds during the last quarter of the year).

The 88 discharged cases (including 1 death) were classified as follows:—

1st Stage (Congestion)	29
2nd Stage (Consolidation)	40
3rd Stage (Cavitation)	19
Total	88

The result of treatment is as follows:—

Improved	59
Not improved	29
Total	88

The above figures indicate that the treatment at the Sanatorium produced improvement in 67 per cent. of cases (male) discharged during the year.

There are 14 beds reserved for female patients at the Sanatorium.

The total number of female patients treated during the year was 66. (29 Hindus, 17 Mahomedans and 20 Christians, Jews and others). Of these, 62 were Tuberculous cases and 4 under observation.

The classification of the 62 Tuberculous cases was as follows:—

1st Stage (Congestion)	18
2nd Stage (Consolidation)	35
3rd Stage (Cavitation)	9
Total	62

The result of treatment is as follows:—

Improved	37
Died	1
Not improved	24
Total	62

The diagnosis of cases was based on clinical, bacteriological and radiographic findings.

The average duration for each patient was just over 3 months, except in cases showing progressive improvement where a longer stay was justifiable.

On admission, the patient was kept strictly in bed, until the evening Pyrexia became normal, or as in some cases never more than 99°F. He was then gradually made to sit up. Further movements, progressively leading to graduated exercises, were regulated in accordance with the pulse, temperature and weight of the patient. Favourable cases were put on graduated exercises. They usually commenced with 50 to 100 yards "Level" and gradually worked up to 600 yds. or in some cases even up to 1000 yds. "Graduated" twice a day. The increase or decrease in the amount of exercise was controlled by the reactions produced.

Sirolin (Roche), Syrup Creosal (A.F.D.) and Glykeron were given for the relief of cough. They all proved useful. Antiseptic mixtures like "Mist Garlic" and Symptomatic mixtures were also prescribed. Inunction of soft soap into the chest was tried and it certainly relieved the "chest pains" in many cases. The diet supplied to the patients was extremely wholesome and nutritious.

The following is a list of various *injections* tried during the year:—

- (1) Collosol Antimony : $\frac{1}{2}$ cc. intravenously.
- (2) Sodium Morrhuate (3 per cent. solution) $\frac{1}{2}$ to 2 cc. subcutaneously.
- (3) Collosal Calcium : $\frac{1}{2}$ to 1 cc. intramuscularly.
- (4) Amino Biase (A.F.D.) : a course of 20 injections, subcutaneously.
- (5) Biocholine (A.F.D.) : whole Ampoule subcutaneously.
- (6) Sod. Caccodylate : $\frac{3}{4}$ grs. subcutaneously.
- (7) Gold injections : Solgonal B. (Schering) intramuscular.

Encouraging results were obtained from intravenous injections of Antimony and intramuscular injections of Gold (Solgonal B). Calcium was beneficial in hæmoptysis cases.

Since June 1930 *Artificial Pneumothorax* was tried in certain cases. The selection of cases suitable for this form of treatment is always difficult. Even at the Brompton Hospital (London) only 3 to 5 per cent. of all cases were found to be suitable for such treatment. Five cases were selected for "*Artificial Pneumothorax*".

The following is a brief Summary of the same :—

Nature of the Disease.	Amount of air introduced.	REMARKS.
1. Cavity R. Lung	600 CC. (300 CC. on each occasion.)	Further refills were not advisable, as the patient who was a suspected "Mitral Stenosis" developed increased dyspnoea, marked Cardiac Pulsation and irregular Pulse.
2. Cavity R. Lung	600 CC. (300 CC. on each occasion.)	Further refills were not possible owing to "Adhesions".
3. Cavity L. Lung	<i>Nil.</i>	Due to "Adhesions" there was no manometric response.
4. Cavity L. Lung, Also mottling R. Side.	300 CC.	Surgical emphysema, followed the initial operation, due to severe fits of cough. The patient refused further refills.
5. Consolidation R. Lung	2800 CC.	Partial collapse, with marked disappearance of symptoms. Sputum became "Negative".

From the above Summary, it will be seen that "Adhesions" to a great extent interfered with the progress of the operation, particularly in advanced cases. Out of the 5 Cases, four were advanced Cavity cases (confirmed by X-Ray examination), whereas the 5th one was in the intermediate stage. The last case produced more favourable results than cases 1 to 4. The earlier the stage of the disease, the more successful is the operation. It is difficult to persuade an early case to submit to an operation which has to be repeated so often. Besides, it is equally difficult for the operator to make up his mind between the ordinary Sanatorium treatment and the production of Artificial Pneumothorax with all its immediate and subsequent risks. With only 5 cases and most of these in an advanced state, it has not been possible to gauge exactly the efficacy of this method.

Malaria.

Malaria was registered as the cause of 195 deaths. 1,541 deaths were registered as due to Ague and Remittent Fevers. Under the last two heads a number of deaths are no doubt included which were due not to Malaria but to one or other of the various diseases such as Typhoid, Tuberculosis and Influenza in which fever may be a prominent symptom.

Average number of Deaths.—The numbers of deaths from Malaria and from Ague and Remittent Fevers in 1930 were 195 and 1,541 and the annual averages in the ten years 1920 to 1929 as shown in Table No. 10 were 432 and 2,447 respectively.

Out of the total number of deaths due to Malaria—

35 were certified by Medical Practitioners,

40 were certified by Hospitals,

3 road-side cases were certified by the Police, and 117 were verified by the Staff after making inquiries from the relatives.

Malaria in Military Hospitals.—The following table shows the number of cases admitted and the number of deaths in the different Military Hospitals in the City during the last five years :—

	1926.	1927.	1928.	1929.	1930.
Attacks	361	182	187	245	131
Deaths	1	3

Anti-Malarial Measures.—Measures for gauging the incidence of Malaria were continued during the year.

The inspection of houses and the destruction of larvæ were carried on on a systematic plan. The sections of the wards have been sub-divided and each Overseer is given an area which he could cover within a week. The breeding places detected were immediately dealt with. Minor structural and other defects likely to result in the breeding of mosquitoes were remedied by the staff and action was taken against owners only when the works required were extensive and costly.

The following table shows the work of inspection done by the staff during the year :—

Ward.	No. of houses.		No. of containers holding water.	
	Inspected.	Breeding.	Inspected.	Breeding.
A	78,818	1,072	2,50,965	1,572
B	87,414	483	1,46,542	621
C	2,12,886	515	2,69,935	693
D	1,72,385	5,209	3,56,802	6,961
E	1,59,685	3,032	2,14,898	4,700
F	68,337	3,841	1,34,389	4,986
G	55,030	2,152	1,90,595	3,661
Total ..	8,34,555	16,304	15,64,126	23,194

NOTE.—In the above table, the breeding recorded includes the breeding of *Stegomyia*, *Culex* and *Anopheles*.

Statement showing month by month the total No. of wells, cisterns, etc., which were found breeding *Anopheles* mosquitoes during the year 1930 :—

Breeding noticed in.	January.	February.	March.	April.	May.	June.	July.	August.	September.	October.	November.	December.	Total.
Open wells	30	22	23	11	14	23	53	32	22	29	13	9	281
Cisterns	19	9	10	20	8	11	11	10	12	9	21	10	150
Fountains, masonry tanks, masonry kundies, ghanies, mill tanks.	19	15	17	33	33	44	41	34	32	28	32	20	348
Tubs	1	..	1	4	4	5	28	22	27	3	2	4	101
Gully traps and storm water entrances.	..	3	1	2	4	7	11	16	3	2	1	..	50
Tins	3	2	1	11	21	27	10	4	1	..	80
Pools, lowlands, cellars, etc. ..	20	17	25	14	24	29	120	182	81	39	42	31	627

Statement showing by wards the total number of wells, cisterns, etc., which were found breeding *Anopheles* mosquitoes during the year 1930 :—

Breeding noticed in.	WARDS.							Total.
	A	B	C	D	E	F	G	
Open Wells	5	..	10	6	25	52	183	281
Cisterns	15	14	13	13	45	32	18	150
Fountains, masonry tanks, masonry kundies, ghanies, mill tanks.	10	3	2	71	157	50	55	348
Tubs	5	5	5	10	19	44	13	101
Gully traps and storm water entrances	10	1	..	2	18	19	..	50
Tins	5	2	1	4	7	61	..	80
Pools, low-lands, cellars, etc. ..	52	6	3	101	193	61	211	627

Spleen Rate.—Children of the poorer classes were examined for enlargement of the spleen in dwelling houses and in Charitable Institutions. Out of 2,683 children examined 328 were found to have enlarged spleen. The spleen rate for the whole City was 12.2. Details by sections are given in the table below:—

Ward.	Sections.	No. of children examined.	No. of children found with enlarged spleen.	Percentage.
A	Upper Colaba.. .. .	183	4	2.2
	Middle & Lower Colaba			
	Fort, Northern Esplanade	141	18	12.1
B	Mandvi	83	3	3.6
	Umarkhadi	102	9	8.8
	Dongri.. .. .	84	4	4.8
C	Market	102	1	1.0
	Dhobi Talao	204	4	2.0
	Fanaswadi	105	1	1.0
	Bhuleshwar	108	2	1.9
	Khara Talao	43	1	2.3
	Kumbharwada	105	1	1.0
D	Khetwadi	100	2	2.0
	Girgaum	100	6	6.0
	Chowpati	100	3	3.0
	Walkeshwar	50	1	2.0
	Mahalakshmi	100	31	31.0
E	Tarwadi	80	9	11.3
	Tardeo	100	23	23.0
F	Parel	50	19	38.0
G	Mahim	52	1	1.9
	Worli	466	181	38.8
Total ..		2,683	328	12.2

The spleen rates in certain localities where Major Covell had found them particularly high in 1928 are now generally falling. The results obtained in the year 1930 are shown in the table below:—

Locality.	No. of children examined.		Percentage with palpable spleen.	
	Year 1928.	Year 1930.	Year 1928.	Year 1930.
(1) Clerk Road, Tardeo Flats ..	100	100	39	31
(2) DeLisle Road Municipal Chawls	42	49	60	57
(3) DeLisle Road B. B. & C. I. Railway Chawls	40	40	55	40
(4) Carrol Road B. B. & C. I. Railway Chawls	74	96	42	38

The Medical Inspectors appointed by the Schools Committee carried out spleen examinations among the children attending the Municipal Schools. The results are shown in the following table :—

Wards.	Sections.	No. of pupils examined.	No. of pupils found with enlarged spleen.	Percentage.	
A	Upper Colaba	201	1	0.5	
	Middle & Lower Colaba	
	Fort, Southern		22	10.0	
	Fort, Northern		221	22	10.0
	Esplanade		287	6	2.1
B	Mandvi	841	33	3.9	
	Chukla	251	37	14.7	
	Umarkhadi	483	25	5.2	
	Dongri	
C	Market	
	Dhobi Talao	1,472	48	3.3	
	Fanaswadi	766	16	2.1	
	Bhuleshwar	434	12	2.8	
	Khara Talao	59	1	1.7	
	Kumbharwada	703	27	3.8	
D	Khetwadi	
	Girgaum	24	
	Chowpati	
	Walkeshwar	
	Mahalakshmi	
E	Mazagon	240	22	9.2	
	Tarwadi	
	Second Nagpada	142	
	Kamathipura	546	29	5.3	
	Tardeo	352	20	5.7	
	Byculla	777	43	5.5	
F	First Nagpada	
	Parel	2,436	276	11.3	
	Sewri	
G	Sion	246	9	3.7	
	Mahim	461	78	16.9	
	Worli	
Total ..		10,942	705	6.4	

A Cosmopolitan school conducted by a Parsee Head Master in Esplanade Section engaged its own medical man to examine the students attending the school. The results of the spleen examinations furnished by the Head Master are shown in the following table :—

Castes.	Number of students examined.	Number having enlarged spleen.	Percentage.
Parsis	1,107	18	1.6
Hindoos	928	4	0.4
Mohamedans	495	5	1.0
Total ..	2,530	27	1.1

Parasite Rate.—The following table shows the parasite rate in sections where random blood samples were taken by the Malaria Inspectors :—

Ward.	Sections.	No. of slides examined.	No. in which parasites were found.	Percentage.
A	Fort North	78	4	5.1
	Esplanade	119	5	4.2
B	Mandvi	4	1	25.0
	Umarkhadi	10	3	3.0
	Dongri.. .. .	12	4	33.3
C	Dhobi Talao	100	7	7.0
D	Mahalakshmi	73	4	5.5
E	Tarwadi	8	2	25.0
F	Parel	37	6	16.2
G	Worli	56	6	10.7
	Total ..	497	42	8.5

Blood Slides.—In addition to random sampling, the District Registrars who were requested to take blood specimens of patients attending the Municipal Dispensaries for fevers sent 2,381 slides out of which 810 were found positive. The following table shows the number of slides sent by each dispensary and number found positive during the year 1930.

Dispensaries.	Number of slides.		
	Examined.	Found positive.	Percentage.
1. No. 1 District Dispensary	189	38	20.1
2. Colaba Dispensary	101	26	25.7
3. No. 3 District Dispensary	8	1	12.5
4. „ 4 „	57	7	12.3
5. „ 5 „	5
6. „ 6 „	23	4	17.4
7. „ 7 „	299	111	37.1
8. „ 8 „	138	49	35.5
9. Bai Gowrabai	42	15	35.7
10. Bai Gulbai Choksey	147	58	39.5
11. DeLisle Road	525	208	39.6
12. Parbhadevi	211	81	38.4
13. Worli Dispensary	596	208	34.9
14. Helpless Beggars' Home	40	4	10.0
Total ..	2,381	810	34.01

Municipal Dispensaries.—The number of cases of Malaria treated month by month at the Municipal Dispensaries during 1930 was :—

Jan.	Feb.	Mar.	April.	May.	June.	July.	August	Sept.	Oct.	Nov.	Dec.	Total.
335	228	298	250	246	176	431	413	624	854	447	245	4,547

Incidence on Troops.—From the statistics received from the British Military Hospital, Colaba, it is noted that the ratio of admission per 1,000 of strength for Malaria amongst the British Troops in 1930 was 75.24. The following table compares this ratio with that of the previous years :—

Ratio of Admissions per 1,000 of strength for Malaria amongst British Troops in Bombay :

Before the commencement of reclamation anti-malarial operations.		After the commencement of reclamation anti-malarial operations.	
<i>Year.</i>	<i>Ratio.</i>	<i>Year.</i>	<i>Ratio.</i>
1921	972	1923	153
1922	387	1924	238
		1925	165
		1926	180
		1927	150
		1928	129
		1929	200
		1930	75

These figures show an appreciable reduction in the incidence of Malaria on the troops stationed in Colaba as a result of the anti-malarial action taken in the reclaimed area at Back Bay.

Deaths in Institutions.—The following table shows the number of cases of Malaria and of deaths in different institutions in the City during the year 1930 :—

<i>Names of the Institutions.</i>	<i>Admissions.</i>	<i>Deaths.</i>
Colaba British Station Hospital	47	..
Marine Lines Indian Station Hospital ..	84	3
St. George's Hospital	643	5
Goculdas Tejpal Hospital	2,837	..
Cama and Albles Hospitals	81	1
Sir J. J. Hospital	3,403	10
Sir D. M. Petit and Motlibai Hospital ..	646	1
Northcote Police Hospital	1,851	..
G. I. P. Railway Infirmary	620	..

<i>Names of the Institutions.</i>	<i>Admissions.</i>	<i>Deaths.</i>
Dr. Masina's Hospital	60	..
Adam's Wylie Hospital	564	..
Yamunabai Nair Hospital	96	..
Arthur Road Hospital	20	..
Maratha Plague Hospital	19	..
Bomanji Dinshaw Parsi General Hospital ..	134	..
Sir Harkisondas Narottamdas Hospital
King Edward Memorial Hospital	5,861	3
Rukmini Hindu Lying-in Hospital	6	..
Dr. Bhajekar's Hospital	5	..
St. Elizabeth Nursing Home
Parekh Hospital	2	..
Dr. Purandare's Hospital	2	..
Surgical Nursing Home
B. B. & C. I. Railway Dispensary	832	..
Dr. D'Sa's Hospital	6	..
Mutual Helping Society Charitable Dispensary	137	..
Petit Charitable Dispensary	1,368	..
Lady Rachael Jacob Dispensary	2,480	..
Total ..	21,804	23

At the request of the Standing Committee information is obtained monthly by printed postcards from Medical Practitioners as to the number of cases of Malaria treated by them during the month. The response is irregular but the total number thus notified in the year amounted to 35,033. The numbers notified from the several sources summarised are :—

<i>Source of information.</i>	<i>No. of Cases.</i>
Municipal Dispensaries	4,547
Hospitals	21,804
Private Medical Practitioners	35,033
Total..	61,384

The significance of these figures cannot be said to be in any way exact. The same patient may be returned by different practitioners or institutions and in the absence of control over many of the sources of information, it is safe to assume that some proportions of the total is made up of attendance for medicine by the same patient and not of separate and new cases.

Wells.—The following table shows the number of wells by Wards and sections filled in, protected and examined for larvæ during the year 1930 :—

Ward.	Sections.	Total in the locality.	Death with.			Wells examined.			Examinations for larvæ.	
			Filled in.	Covered.		Total.	Larvæ found.	Larvæ not found.	Total.	Positive
				Com-pletely.	With trap door.					
A	Upper Colaba ..	4	4	..	4	72	..
	Middle & Lower Colaba	31	1	5	..	31	..	31	144	..
	Fort, Southern ..	20	1	3	..	20	1	19	169	1
	Fort, Northern ..	317	11	49	..	317	11	306	2,396	40
	Esplanade	53	2	7	..	53	1	52	230	1
B	Mandvi	53	..	6	..	53	2	51	832	2
	Chuckla	35	1	35	2	33	572	2
	Umarkhadi	21	21	1	20	624	1
	Dongri.. ..	4	4	..	4	52	..
C	Market	186	2	6	..	186	5	180	1,514	16
	Dhobi Talao ..	301	9	9	..	301	19	282	2,461	46
	Fanaswadi	193	2	9	..	193	7	186	1,642	30
	Bhuleshwar	120	4	2	..	120	5	115	1,048	20
	Khara Talao ..	1	1	7	..
	Kumbharwada ..	22	3	22	3	19	171	12
	Khetwadi	143	..	6	..	143	11	132	4,019	43
	Girgaum	220	7	56	..	220	6	214	5,304	9
D	Chowpati	64	..	6	..	64	3	61	1,559	4
	Walkeshwar	90	1	3	..	90	1	89	2,941	4
	Mahalakshmi ..	91	..	3	..	91	3	88	2,608	4
	Mazagon	61	1	3	..	61	5	56	2,654	21
	Tarwadi	60	3	60	5	55	2,385	22
	2nd Nagpada ..	1	1	..	1	44	1
	Kamathipura ..	4	4	..	4	151	..
E	Tardeo	23	23	2	21	772	2
	Byculla	25	1	25	3	22	1,047	3
	1st Nagpada ..	2	2	..	2	87	..
	Parel	65	65	18	47	1,174	190
F	Sewri	32	2	32	20	12	878	176
	Sion	100	5	1	..	100	41	59	4,578	856
	Mahim	324	9	6	4	324	186	138	7,865	406
G	Worli	209	11	..	9	209	134	75	5,743	56
Total ..		2,875	76	180	13	2,875	495	2,278	55,743	1,968

NOTE.—The failure to recover larvæ in a ring net from a well must not be taken as evidence that larvæ were not present.

Table showing by wards the number and condition of wells on 1st January 1931.

Ward.	Sections.	Total No. of wells.	No. of wells open or partially open.			No. of wells H.C.C. with or without pump.		
			Total No.	Open.	T. D.	Total No.	H. C. C.	H. C. C. with pump.
A	Upper Colaba ..	4	2	1	1	2	2	..
	Middle & Lower Colaba	30	3	2	1	27	25	2
	Fort, Southern ..	19	3	2	1	16	14	2
	Fort, Northern ..	306	41	25	16	265	250	15
	Esplanade	51	5	4	1	46	39	7
B	Mandvi	53	16	1	15	37	20	8
	Chuckla	34	11	4	7	23	22	1
	Umarkhadi	21	12	..	12	9	8	1
	Dongri	4	1	..	1	3	3	..
C	Market	184	88	11	77	96	61	35
	Dhobi Talao	292	146	20	126	146	121	25
	Fanaswadi	191	95	24	71	96	72	24
	Bhuleshwar	116	67	19	48	49	40	9
	Khara Talao	1	1	1	..
	Kumbharwada ..	19	7	2	5	12	8	4
	Khetwadi	143	70	10	60	73	66	7
D	Girgaum	213	37	9	28	176	166	10
	Chowpati	64	26	..	26	38	32	6
	Walkeshwar	89	53	17	36	36	23	13
	Mahaleshmi	91	50	18	32	41	29	12
	Mazagon	60	16	7	9	44	34	10
	Tarwadi	57	22	4	18	35	32	3
	Second Nagpada ..	1	1	1	..
E	Kamathipura	4	2	..	2	2	2	..
	Tardeo	23	10	2	8	13	8	5
	Byculla	24	2	..	2	22	22	..
	First Nagpada	2	1	..	1	1	1	..
	Parel	65	38	15	23	27	25	2
F	Sewri	30	23	22	1	7	6	1
	Sion	95	74	54	20	21	15	6
	Mahim	315	280	263	17	35	24	11
G	Worli	198	177	138	39	21	16	5
	Total ..	2,799	1,378	674	704	1,421	1,197	224

The total number of wells in the City was 2,875 including the number of wells newly discovered during the years 1929 and 1930. 4 wells (2 in C Ward and 2 in D Ward) have not been taken into account as they were considered as rain water takas and tanks attached to temples. Few of the newly discovered wells were newly sunk without permission and subsequently filled in.

The Committee appointed by the Corporation Resolution No. 3771 of 26th July 1929 to consider the question of determining the exact number and situation of wells in each ward which should be kept open in accordance with the policy outlined by the Commissioner of closing the wells as an anti-malarial measure, met seven times during the year and following wells were seen by them :—

51 wells in A Ward, 8 wells in B Ward, 44 wells in D Ward (Girgaum Section) and 16 wells in Khetwadi Section.

Cisterns.—Defective non-mosquito-proof manhole covers were in response to letters or notices replaced by the new hinged iron standard caps under lock and key in 830 cases during the year. The total number of cisterns in the City is 34,042.

Tanks.—(1) Mill Tanks. There are 88 mills in the City with 116 mill tanks or ponds. These are always found to constitute a danger to public health by reason of the frequency with which they breed mosquitoes. According to the scheme of oiling these tanks, devised by the Malaria Advisory Committee, 16 mills had already participated in the scheme. The mill tanks were regularly examined and treated with larvicides when necessary. 31 tanks were found breeding at some time or other during the year.

The following table shows the number of mill tanks found breeding in each month in the year 1930 :—

Jan.	Feb.	Mar.	April.	May.	June.	July.	Aug.	Sept.	Oct.	Nov.	Dec.
11	8	5	11	8	4	2	9	6	14	10	6

Overhead cisterns in Mills.—The overhead cisterns or sprinkler tanks were regularly examined and treated with larvicides when breeding was noticed in them. Action was running to get these tanks covered with mosquito-proof covers. 66 tanks have been covered with mosquito-proof covers during the year. Out of 212 tanks in the mills, the total number of tanks covered is 173.

(2) **Naigaum Tank.**—The work of filling in the tank is in progress.

Quarry holes, etc.—A large number of low-lying plots of land and quarry holes mostly in F and G Wards were found breeding and had to be constantly treated with larvicides. A special staff was engaged and water from some of these low-lands was pumped out and the lands rendered dry. The quarry hole at premises No. 26, Parel Tank Road, is under systematic treatment as in the case of mill tanks.

Cellars in Ballard Estate.—Plot No. 20 cellar has now been made watertight.

Plot No. 30 building completed. Basement under construction.

Plot No. 31, Sudama House. The cellar was found breeding 31 times during the year. The plot is under systematic treatment as in the case of mill tanks.

Storm-Water Entrances.—Systematic inspection of storm-water entrances was carried out throughout the year.

Quinine and Cinchona.—56 lbs. and 3 ozs. of quinine and 74 lbs. and 14 ozs. of Cinchona Febrifuge were supplied to patients and others free of charge through the 13 Municipal Maternity and Infectious Diseases Hospitals. 2 lbs. and 7 ozs. of quinine and 19 lbs. and 2 ozs. of Cinchona were distributed in the form of tablets numbering 41,425 in all. The remainder was issued in the form of powder.

Prosecutions.—The following table shows the number of prosecutions instituted during the year 1930 with their results :—

Number of prosecutions	980
Requirements completed before service of summonses	369
" " " " " " " "		after	"	"	"	"	401
Penalties inflicted	30
Cases dismissed	70
" pending	110
						Total	980

SUMMARY OF WORK DONE IN 1930.

Number of wells filled in	76
" " " hermetically covered	180
" " " covered with trap doors	13
" " inspections of buildings	8,94,555
" " notices issued for wells, cisterns, etc.	3,567
" " cisterns made mosquito-proof	3,516
" " " provided with standard covers	830
" " children examined for enlargement of the spleen	2,683
" " blood slides (random sampling) examined	497
" " " slides of dispensary patients	2,381
" " quinine pills distributed 4 grs.	606
" " pools treated with pesterine or kerosene oil emulsion.	7,113
" " odd receptacles removed	37,241
" " low-lying areas filled in	43
" " large tanks filled in	2
" " correspondence papers (new cases dealt with)	4,334

Note on the work done by the Malaria Department in connection with the important breeding places of mosquitoes after the publication of Major Covell's Report.

Wells.—At the time of malarial re-survey of the City by Major Covell, *i.e.*, in April 1928, there existed 2,429 open or partially open wells. Out of these 60 wells were filled in and 31 wells were covered hermetically from April to the end of September 1928. Major Covell presented his report in the last week of September. From 1st October 1928 to 31st December 1930, 272 wells were filled in and 796 wells were sealed. According to these figures there should have been 1,270 wells to be dealt with but since 1st April 1928, 108 wells were newly discovered and therefore there exist 1,378 wells either open or with trap doors inclusive of the number of temple wells and others allowed to be retained and kept opened.

Cisterns.—Cisterns are being examined every week, fortnight or month, according to their condition and prompt action taken to remedy the defects noticed. All the cisterns in the City have been duly numbered.

On 1st January 1929 there were 212 overhead tanks or "sprinkler" cisterns. 1 tank was demolished, 1 tank was newly provided. 173 tanks have been provided with mosquito-proof covers. 27 tanks though not covered with iron or concrete covers have been provided with an arrangement, affording protection against the breeding of mosquitoes, such as provision of outlets at the bottom to drain off rain water, passing of hot water or steam regularly, etc. The number of tanks which remains to be dealt with is thus 12, *i.e.*, 5 per cent. of the tanks existing.

Bhuleshwar Tank.—This has been filled in.

Sluice cabins at Bhandarwada Reservoir.—There are two sluice cabins. They have been paved and drained. These cabins were kept under close observation for about a year during which no collection of water was noticed at any time.

Malabar Hill Reservoir.—Three of the five doors of Reservoir No. 1 have since been closed. 4 ventilators of Reservoir No. 2 have also been closed. Out of the two doors of No. 1 Reservoir one is not attended to. The matter is under correspondence. The Reservoir steel tank over the Tower bungalow has been rendered mosquito proof by providing wire-gauze fittings. The manhole is also provided with a hinged iron cap, which is mosquito-proof.

Malabar Hill Gardens.—

- (1) Seepages—They are examined periodically.
- (2) Pools formed where stand-pipes have been left running by the gardeners :—
 - (i) There is one stand-pipe in the Nursery on Siri Road. A stone pavement has been provided below the stand-pipe but there appears no need to provide drainage as there is hardly any wastage of water.
 - (ii) Water hydrants.
All the 41 hydrants in the gardens are rendered mosquito-proof.

The grass Farm between Elphinstone Road and Dadar.—This grass farm is treated every week with Paris Green irrespective of the presence of larvæ.

The Storm-Water drain north of Bellasis Road.—The cross drain is inspected every week. Any obstruction noticed is removed immediately.

Victoria Gardens.—There were 67 masonry tanks in the Victoria Gardens. 23 masonry tanks have since been demolished. The other tanks are required for gardening purposes and are under close observation.

Open drains in connection with Railways.—There is a masonry open drain by the side of the G. I. P. Railway line extending from Victoria Terminus northwards. Part of this drain near Musjid Bunder has been covered but the work is not done satisfactorily. The matter is under correspondence with the Railway Company.

VENEREAL DISEASES.

League for Combating Venereal Diseases.—Early in the year 1918 a League for Combating Venereal Diseases was established in Bombay under voluntary management, with an Information Bureau and a Clinic at No. 66, Lamington Road. The League carried on propaganda and treatment work till it was taken over by the Bombay Municipality in April, 1925. At the Information Bureau, information and advice regarding venereal diseases are given to the public and educative literature in English and the Vernaculars is distributed. Out-door anti-venereal propaganda work is also carried on. The Clinic is fully equipped with all the modern appliances and instruments for the diagnosis and treatment of Venereal Diseases. The Staff of the Clinic consists of a Medical Officer in-charge, a Lady Physician, a Nurse, one Laboratory Assistant and two Clinical Assistants.

Report of the Medical Officer.—The following is an abstract of the work carried out during the year.

Post-Graduate Course.—A post-graduate course for the training of qualified medical practitioners in venereal diseases is held three times a year. It is conducted by the Medical Officer in charge, at the Clinic, where provision is made for laboratory instruction and ample facilities are available for clinical work. During the year 1930 the Post-Graduate Course was not held. The total number of post-graduate students who have received instruction from 1921 is 72.

Registration and Racial Distribution of Patients.—During the year ending 31st December, 1930, the number of patients registered in the Clinic was 3,497 (2,980 males and 517 females). The racial distribution of these cases was as follows :—

	<i>Males.</i>	<i>Females.</i>
Hindoos	1,347	239
Mussalmans	1,266	162
Parsees	56	13
Jews	30	19
Europeans	11	3
Anglo-Indians	30	11
Indian Christians	236	70
Japanese, Chinese & other castes	4	..
Total ..	2,980	517

Attendances.—The daily average of new patients reporting and the average daily attendance is as follows :—

New Patients ..	{	Males	10.8	} Total 13	} Total daily attendance. 105.
		Females	2.2		
Old Patients	{	Males	70	} Total 92	
		Females	22		

Distribution of New Cases.—Out of the 3,497 cases registered during the year 1930, 503 ceased attending before the diagnosis was completed and 743 (587 males and 156 females) were diagnosed as non-venereal and the remaining 2,251 with the addition of 190 cases carried over from last year give a total of 2,441 (2,085 males and 356 females) venereal cases who attended for diagnosis or treatment and are classified as follows :—

	Males.	Females.	Total.
Syphilis	565	126	691
Gonorrhœa	918	197	1,115
Non-Syphilitic Chancres	602	33	635
Total	2,085	356	2,441

Treatment.—A combination of Arsenical compounds and Bismuth have shortened and made more effective the periods of courses for Syphilis. In the case of Gonorrhœa besides daily irrigations, Vaccine and Instrumentation, electrical treatment (diathermy, etc.) is a new feature of the Clinic and holds out a promise of better results. During the year under report 1,207 injections of arsenical compounds and 2,175 of Bismuth were given besides a number of other injections of a subsidiary nature.

Laboratory Work.—The Dispensary has a fairly well-equipped Laboratory where the following examinations were carried out during the year :—

Wassermann Reactions	1,016
Kahn Tests	498
Dark Ground Searches for T.P.	712
Microscopic Stained Slides	1,798
Urine Analysis	1,310

Stock Gonococcal vaccines made out of a number of strains collected in the Dispensary and autogenous vaccines of secondary organisms are prepared in the laboratory for treatment of patients.

RESULT OF TREATMENT.

	Syphilis.			Acute Gonorrhœa.			Chronic Gonorrhœa.			Soft Chancre.		
	Males.	Females.	Total.	Males.	Females.	Total.	Males.	Females.	Total.	Males.	Females.	Total.
Cured	6	2	8	68	21	89	28	10	38	128	10	138
Discharged or left fit and well	204	41	245
Left Improved.	18	11	29	242	12	254	108	29	137	165	5	170
Sent to Hospitals	26	4	30	13	4	17	8	9	17	76	3	79
Under Treatment	83	32	115	22	16	38	52	10	62	22	6	28
Left to continue treatment	54	10	64	64	3	67	21	16	37	29	3	32
Discontinued Treatment	96	20	116	125	14	139	61	41	102	144	5	149
Attended for Diagnosis	78	6	84	92	6	98	14	6	20	38	1	39
Total	565	126	691	626	76	702	292	121	413	602	33	635
Total.. 2,441												

NOTE.—The results indicated in the above table are interpreted as follows.—Patients described as “cured” of syphilis underwent a full course of treatment according to the standards adopted by modern Syphilologists. Their blood was repeatedly tested for a period of two years and a final Wassermann test was done on their Cerebro-spinal fluid before they were discharged. The rest who did not or could not go through this long treatment and the exacting test, were discharged “fit and well”. These patients attended on an average for two months and went out disinfected and fit for work.

“Cure” of gonorrhoea was verified by means of special tests of curability.

Patients who left “improved” are mostly gonorrhoea cases. Among these about 25 per cent. were drawing near a cure.

Complicated cases needing rest in bed, surgical or gynaecological interference were “sent to hospitals”.

On account of distance, office hours or resentment of publicity some patients “left to continue treatment” elsewhere and in many instances were given a note to their medical advisers with details of the case when necessary. A small percentage of these cases may have left improved without attending for a note to be made on their condition.

Many of the patients who “discontinued treatment” probably did so for the same motives as explained in connection with those who left to “continue treatment”. But they have been numbered under this heading as they assigned no reason for leaving.

Patients who “attended for diagnosis only” were mostly cases that were referred to us for diagnosis by medical practitioners and medical institutions.

Discontinuance of Treatment.—The number of patients that leave off before attaining a cure is discouraging. The fact calls for a large propaganda in the direction of enlightening the public on the danger to themselves and others of carrying the infection with them.

The Nurse paid 276 domiciliary visits during the year. In her daily rounds she distributes educative leaflets and induces patients to come to the Dispensary for treatment. Follow up work is also done by her which includes talks to the families of infected men wherever possible with a view to submitting them for examination.

DISINFECTION, &c.

The following table shows the number of cases of infectious diseases removed to Hospitals, of houses vacated and disinfected and of articles disinfected by steam :—

INFECTIOUS DISEASES—CAUSE AND NATURE OF ACTION TAKEN IN 1930.

On account of	Cases.	Cases removed to hospitals.	Houses vacated.	Rooms disinfected.	Articles sterilized.
Plague	31	4	8	35	121
Small-pox	2,669	448	2	2,474	2,134
Measles	12	..	114	66
Chicken-pox	30	..	181	2,023
Typhoid Fever	249	3	2	262	213
Malarial „	5	..
Relapsing „
Influenza	29	1	..	17	3
Cholera	65	9	..	158	197
Erysipelas	1	5	..
Leprosy	76	3	15
Tuberculosis of Lungs.	1,479	11	3	619	138
Dead Rats	31	6
Other Causes	2	..	371	*4,996
Total	520	16	4,275	9,912

* Including 3,394 articles from Children's Aid Home, Umerkhadi.

Quantities and cost of Disinfectants used.—The following statement shows (a) the quantities in which each kind of disinfectant was used during the year ending 31st December 1930 and their cost, (b) quantities used for disinfecting dwelling houses, rooms and other places such as house gullies, drains, privies, etc., and (c) the total cost of the disinfectants used for each purpose :—

Name of Disinfectant.	(a)		(b)		(c)	
	Quantities of Disinfectants used.	Cost.	Quantities of Disinfectants used.		Total cost of disinfectants used.	
			(i)	(ii)	(i)	(ii)
			For disinfecting dwelling houses and rooms.	For disinfecting other places such as house gullies, drains, privies, etc.	For disinfecting dwelling houses and rooms.	For disinfecting other places such as house gullies, drains, privies, etc.
Pesterine.. .. Gallons.	15,231	Rs. 3,332	355	14,876	78	3,254
Sal Hycol Do.	1,386	3,119	461	925	1,037	2,082
Isal Powder Bags.	521	5,731	1	520	11	5,720
Sulphur Lbs.	313	30	15	298	2	28
Total	12,212	1,128	11,084

MEDICAL RELIEF.

Municipal Dispensaries.—The thirteen Municipal Dispensaries were open throughout the year to administer, as in the past, free medical relief to the sick poor of the City.

The number of new cases treated at the dispensaries during the year was 83,162 (55,998 males and 27,164 females) as against 80,783 in 1929. The total attendances numbered 2,21,045 as against 2,03,132 in 1929. These figures include 711 visits by the Dispensary Medical Officers to patients in their homes.

The diseases treated at the dispensaries during each month of the year are shown in Table No. 5 (Appendix).

In addition to the above dispensary work, women and children were treated by Lady Doctors since February 1925 at Nos. 4 and 7 dispensaries daily and at the remaining 11 dispensaries once a week. This arrangement has been modified under Corporation Resolution No. 11450 of 14th March 1929 and all the Municipal Dispensaries are attended to by a Lady Doctor between 12 noon and 2 p.m. twice a week.

The number of new cases thus treated was 10,655 (9,029 women and 1,626 children) as against 11,504 in 1929. The total number of attendances at these dispensaries was 38,919.

The free dispensary for the treatment of eye diseases opened and maintained in the Sanitary Institute, Princess Street, under Corporation Resolution No. 12677 of 5th February 1920, was removed in June 1924 to the Bai Lingubai Building in Kamathipura and named "Rajanna Jalooji Charitable Eye Dispensary". It was attended throughout the year gratuitously by Dr. D. D. Sathaye. The dispensary is fully equipped and is open every day from 8-30 a.m. to 9-30 a.m. except on Sundays. The total number of new cases treated in 1930 at this dispensary was 1,500 as against 1,260 in 1929.

I have the pleasure in bringing to the notice of the Municipal Commissioner and the Corporation the valuable honorary services rendered by Dr. Sathaye.

PUBLIC HEALTH ADMINISTRATION.

For administrative purposes, the City has been divided into seven wards A to G, under one Assistant Health Officer who is responsible for the sanitary work in the ward. A and B Wards, C and D Wards and F and G Wards from August 1929 constitute three combined charges each under one Assistant Health Officer. There are thus four Assistant Health Officers respectively in charge of the four main divisions of the City. The Assistant Health Officers are under the direct control of the Executive Health Officer and the Assistant Health Officer, Special Grade, in charge of A and B Wards, assists him in Office work in addition to his own.

The Island has been further sub-divided into 39 sections in charge of Inspectors styled Medical Assistants and each Inspector in the District to which he is appointed is required to undertake the work incidental to Registration and Sanitation as well. As a necessary corollary all the newly appointed Inspectors are required to be qualified Medical Practitioners and to pass the Sanitary Inspectors' Examination.

The 39 sections have been arranged in groups to form 10 Registration and Sanitary Districts, the work in each of the 10 Districts being supervised by a Senior and Junior Medical Inspector. There are thus 10 Senior and 10 Junior Medical Inspectors who are required to be Medical Graduates and to work under the orders of the Assistant Health Officers of the Wards in which their respective Districts are situated. An exception in the rule as to the possession of a medical qualification is made in favour of the old grade Sanitary and Assistant Sanitary Inspectors.

In addition to the 39 Medical Assistants in charge of sections, there are 9 provided as a leave reserve and 13 Medical Assistants in charge of the 13 Municipal Dispensaries. Their duty is to provide free medical relief to the sick poor of the City. Each of the ten Registration Offices has one trained nurse who is also a qualified midwife. Her duty is to advise mothers of the poorer classes in the care of their children and to attend women of the poorer classes in their confinement.

For the prevention of adulteration, 5 Sub-Inspectors are employed to take samples of milk offered for sale and to submit them for examination to the Municipal Analyst. Sampling of milk and food stuff is also carried out by the 20 Senior and Junior Medical Inspectors.

The Malaria Branch was re-opened on 8th January 1923 and anti-malarial measures during the year were carried out by a staff consisting of 6 Medical Inspectors, 80 Sub-Inspectors, 7 Muccadams, 198 coolies, 1 carpenter and 1 mason under the direct control of an Assistant Health Officer.

There are two Municipal Hospitals for infectious diseases under the Health Department. One for Tuberculosis and road side patients at Connaught Road and the other for the treatment of patients suffering from all other infectious diseases at the Arthur Road. They are under the Medical Superintendent with a staff of four Medical Assistants, two Matrons, one Sister, ten Nurses and three probationer Nurses.

The analysis of samples of food and samples of the Municipal water supply is carried out by the Municipal Analyst in a laboratory attached to the Health Department.

The Veterinary staff includes 1 Senior Inspector, 1 Assistant Senior Inspector and 3 Inspectors who are all qualified Veterinary Surgeons and inspect the milch-cattle stables in the City and the Municipal bullocks and are in charge of the Municipal Bullock Hospital and of the Segregation sheds at Tardeo Flats. In addition to this staff, there 12 Veterinary Overseers who are responsible under the Conservancy Supervisors for the health of the bullocks in the eleven Health Department Stables.

The Vaccination staff includes besides the Superintendent, 1 Head Vaccinator and 9 other Vaccinators.

Conservancy.—The conservancy staff comprises :—

1	Head Supervisor.
3	Supervisors.
10	Assistant Supervisors.
7	Senior Overseers.
59	Overseers.
19	Depot Attendants.
1,467	Halalkhores.
3,895	Scavengers.
706	Cart drivers.

The average strength of bullocks provided for the scavenging and cesspool carts was 836 pairs. The Municipal bullock stables in the City number eleven.

The number of carts of catchra, drain silt and other refuse emptied at the Mahalakshmi Railway Siding and other Depots in the City during the year was 8,15,809 against 7,66,891 in 1929; of these 6,33,612 were departmental and 1,82,197 private.

During the year 63,935 night-soil and cesspool cart-loads and 24,46,139 night-soil baskets were emptied at the several night-soil depots in the City as compared with 71,621 night-soil and cesspool cart-loads and 31,49,075 night-soil baskets in 1929. As compared with the preceding year, there was a decrease of 7,686 night soil and cesspool cart-loads and 702,936 baskets. During the year 7,718 water-closets were substituted for basket privies as against 8,246 in the foregoing year.

Stray and Ownerless Dogs.—In the year under report, 10,103 stray dogs were caught, out of this number 10,037 ownerless dogs were destroyed by carbolic acid gas at the Lethal Chamber provided for the purpose at Mahalakshmi and 66 were returned to their respective owners.

Milk Supply.—The inquiries made and the reports submitted by the Dairy Superintendent in 1923 show that the quantity of milk was 3.1 ounces per head of the population, an amount which must be regarded as insufficient for the consumers of whom a majority are vegetarians.

In the non-vegetarian diet of a healthy adult efficient substitutes for milk can no doubt be provided, but for children upto the age 12 or 14 years and for vegetarians milk may be regarded as essential.

During the year, 1,224 hawkers importing milk by train were inspected. Two hundred and ninety-one were found to have no license and 235 were carrying milk in open cans without covers.

Skimmed milk is imported into the City from Anand and other places of Gujarat. Of the milk received, a very small quantity goes to sugar refineries; the rest is used in Eating Houses or sold in milk shops. On account of the length of the journey, this milk must necessarily be preserved with "boracic acid" or "formaline". Amongst the various measures tried for the purpose of stopping importation of this milk, has been the cancellation of the license of milk dealers who import milk from Gujarat. During the last quarter of the year, attempts have been made to examine the milk on receipt at Railway Stations and to destroy forthwith the contents of the milk cans found to contain "formaline" or "boracic acid". Assistant Health Officers were supplied with the equipments necessary for testing the milk. Raids were then organised at all the stations in Bombay at which the train bringing milk stopped and at other places in the City at which the trade of this milk is generally carried on and also at different tea shops and Eating Houses. These raids and other measures taken have resulted in the reduction of the quantity of milk imported.

Prosecutions were instituted in 378 cases of hawkers found selling milk in the streets without a license. Details in regard to the adulteration of milk and the number of prosecutions for the sale of adulterated milk, will be found in the report of the Municipal Analyst.

The total number of prosecutions for the sale of milk by unlicensed persons and for breaches of the license regulations was 1,582.

The scheme for the abolition of stables in the City and their transfer to the rural areas outside Bombay has unfortunately not yet made much progress.

Unwholesome Food.—The following list shows the articles of unsound food seized and destroyed under Sections 415 and 416 of the Municipal Act:—

Fruits (Fresh)	No.	3,938	Biscuits	lbs.	167
Tins of Preserved fruits ...	tins	1,067	Chocolate	"	151
Potatoes	lbs.	60	Cheese	"	658
Onions	"	54	Patent foods	tins	1,485
Vegetables	"	115	Ham	lbs.	712
Indian Sweetmeats	"	38	Fish tinned	tins	1,383
Grains	bags	280	Beef	"	154
Butter	tins	905	Bacon	"	306
Sterilized Milk	"	22			

Statutory Notices.—The following list indicates the number of Notices served by the Inspectors and the number of Prosecutions undertaken for various offences under the Municipal Act during the year.

NOTICES UNDER THE MUNICIPAL ACT IN 1930.

	No. of Notices issued under various Sections of the Municipal Act.
Total number of Notices issued	10,124
Number complied with	5,512
Number not complied	3,481
Number pending, the time allowed not having expired	887
Number cancelled	244
No. of Notices in 1929	10,302

POLICE COURT PROSECUTIONS IN 1930.

	MUNICIPAL ACT.			Prevention of Adulteration Act 1925.
	Section 412A for Adulteration and other offences under Milk Licenses.	Other Sections.	Total.	
Number of Summonses issued by the Presidency Magistrate at the instance of the Health Department	2,786	7,159	9,945	375
Number of cases in which convictions were obtained	1,499	1,822	3,321	221
Number of cases in which the parties were warned and discharged	244	1,384	1,588	34
Number of cases dismissed	4	15	19	4
Number of cases withdrawn, the offences having ceased	642	3,439	4,081	96
Number of cases pending at the close of the year	397	539	936	20

SANITARY STATE OF THE CITY.

The principal causes of the insanitary conditions which maintain the death-rate at a high level even in non-epidemic periods are the insufficiency of the sewers, the continuance of the basket privy system of conservancy, the density of houses and persons per acre and the overcrowding of persons in rooms and tenements.

Water Supply.—With the completion of the new Tansa pipe line, the City as a whole is now provided with an adequate supply of water from Tansa Lake. The whole supply has been chlorinated throughout the year. No provision of any kind is made for filtration.

Drainage.—Reference was made in detail in the Report for 1920 to the gravity of the insanitary conditions which result from the inadequacy of the present sewer system and the continuance of the old insanitary basket privies. The scheme for remodelling and enlarging the whole system is still under consideration and no progress has been made except in the construction of new sewers to be used when the location of the outfall has been decided upon. In the meantime, the situation has been much aggravated by the increased water supply and the erection of new buildings.

Basket Privies.—A scheme of the first importance for the conversion of basket privies into water-closets was set in motion early in 1928 and promises to meet with signal success. When the owner has been served with a Notice calling for the conversion of the privies on his

premises he receives from the Corporation a subvention of Rs. 75 for every seat converted, provided the work is completed within three months of the date on which the Notice was served. If, however, the work is not completed within the time laid down, no subvention is paid and if there is further delay, the conversion is carried out by the Municipality at the owner's expense.

During the year 7,718 privy seats were converted. The number of seats remaining to be converted in the sewered areas of the City is in the neighbourhood of 22,000.

The scheme will pay for itself in savings on the wages of 1,500 halalkhores whose number will be steadily reduced in proportion to the number of privies converted.

Owners now appear to appreciate the fact that conversion enhances the value of their property and with the added inducement of the subvention, it is expected that water-closets will replace the basket privies at the rate of 7,000 or 8,000 annually.

Should these expectations be fulfilled basket privies will disappear in the sewered areas within three years and the City will be rid of the cost of the halalkhore service and of a most dangerous source of infection in times when Cholera, Enteric Fever or Dysentery are prevalent in the City.

HOUSING.

Insanitary Dwellings.—The routine inspection of dwellings and premises presenting or likely to present sanitary defects has been systematised under a scheme whereby each one of the 39 Medical Assistants and 20 Medical Inspectors is required to devote not less than one afternoon a week to the inspection of the houses in streets or areas definitely allotted for the purpose by the Assistant Health Officers. The scheme aims at the inspection of not less than 5 houses per week by each member of the inspectorial staff or 17,500 houses in all in the year. Were inspection the single object in view, these numbers could be doubled or trebled. Since however the primary inspections are only the first step in securing the remedy of the sanitary defects discovered, their number is strictly limited by the number of secondary visits which the enforcement of the requirements of the Department entails.

Eight hundred and eighty-one insanitary dwellings were evacuated during the year, the great majority being insanitary kutchha huts.

Sanitary Inspection.—In Table 21 (Appendix) will be found a summary of the inspections (1,70,634) made by the Medical Inspectors and Medical Assistants during the year and of the sanitary works (11,883) carried in response to their orders.

Insanitary Areas.—The action taken by the City Improvement Trust in regard to insanitary areas represented by the Municipal Commissioner under Section 24 of the Bombay Improvement Trust Act, 1898, was described in some detail on pages 34 and 35 of the Annual Report for 1921.

Financial considerations and the difficulty experienced in preserving a balance between the number of insanitary dwellings demolished and the number of new tenements provided to take their place have led to the postponement of action in a number of the areas which have been represented.

The second obstacle has now been removed by the Development Directorate Scheme under which 207 new chawls for the working classes have been completed.

Provision of New Dwellings.—Since the year 1898, the City Improvement Trust has provided 48,520 new tenements as against 33,188 tenements demolished.

During the year 1929-30, 523 new tenements were provided and 215 only were demolished, the net gain to the City being 308 new tenements.

PUBLIC HEALTH DEPARTMENT,
MUNICIPAL OFFICES,
BOMBAY, 23rd May 1931. }

J. S. NERURKER,
B.Sc., L.M. & S., D.P.H.,
Executive Health Officer.

APPENDIX.

European and Anglo-Indian Patients.—The total number of admissions among European and Anglo-Indian patients was 22 :—

11 Small-pox, 3 Scarlet Fever, 1 Diphtheria, 5 Measles, 1 Chicken-pox and 1 Sore-throat.

All the 11 Small-pox cases were vaccinated. Out of these 9 recovered and 2 died; of the two deaths one was a boy vaccinated 10 years previously and the other a missionary woman who was vaccinated nearly a dozen times but she never took it. All the cases suffering from other infections recovered.

Accommodation.—The hospital accommodation consists of :—

The Small-pox Unit—

Old Wards Nos. 1, 2, 3 with 19 beds each	57
Temporary Wards Nos. 4, 5, 6 with 25 beds each	75
European Wards Nos. 7 & 8 with 14 beds each	28
Total accommodation Small-pox Unit	160

The General Unit—

Wards Nos. 9, 10, 11, 12 with 14 beds each	56
Ward No. 13 (newly built) with 36 beds	36
Total accommodation General Unit	92

Thus the total accommodation is for 252 patients 252

The wards Nos. 1 to 6 in the Small-pox Unit are unsatisfactory. The old wards Nos. 1, 2, 3 are not well ventilated and the temporary wards Nos. 4, 5, 6 require heavy repairs. The accommodation in the Small-pox Unit is inadequate as during the epidemic of Small-pox, the number of patients exceeds 200 for some weeks. More wards are urgently required for this Unit to supplement the existing accommodation and later on to replace the old wards.

Cost.—The average weekly cost per patient compared with the previous four years is as follows :—

	1926.	1927.	1928.	1929.	1930.
	Rs. a. p.	Rs. a. p.	Rs. a. p.	Rs. a. p.	Rs. a. p.
Diets	7 12 10	6 7 10	7 7 0	5 13 11	5 14 1
Medicines	3 3 4	3 4 5	3 12 8	2 1 10	1 11 1
Clothing	2 13 6	2 3 5	1 9 8	1 10 0	1 5 7
Disinfectants	0 11 6	0 4 7	0 15 9	0 8 0	0 3 6
Stores	1 13 2	1 13 11	2 0 8	1 12 0	1 7 4
Total cost per week	16 6 4	14 2 2	15 13 9	11 13 9	10 9 7

The cost of diets, clothing, etc., in infectious diseases hospitals is always higher as compared with the cost in a general hospital for many reasons. We have to feed and supply clothes to all the attendants on the patients in serious cases as well as to the attendants on infants and children who are detained at the hospital until they are discharged free from infection; the attendants are not allowed to go backwards and forwards as they are likely to carry infection if allowed to go home for food; the total number of attendances of such persons during the year was 2,911. The gradual diminution of cost from Rs. 16 in 1926 to 10-10-0 in 1930 should be noted.

The average daily cost per patient in detail is as shown below :—

	Rs. a. p.
Diets	0 13 7
Medicine	0 3 11
Stores and Linen	0 2 5
Heating and lighting	0 3 5
Miscellaneous	0 13 3
Establishment	2 4 0
Repairs to buildings	0 3 10
Total cost	4 12 5

III.—DISEASES.

Small-pox.

Small-pox prevailed in Epidemic form from January to June. This was the second largest and the Sixth Epidemic of Small-pox since the beginning of these hospitals in 1898 when the total number of cases during the year exceeded 1,000.

TABLE III.

Clinical Classification of Small-pox cases.

	Admissions.	Deaths.	Recovered.	Mortality rate per cent.
Hæmorrhagic	204	169	35	82.8
Confluent	224	83	141	37.0
Semi-confluent	308	18	290	5.8
Discrete	559	6	553	1.1*
Total ..	1,295	276	1,019	21.3

* Died of complications.

The following table compares the vaccinal condition of patients and mortality at all ages admitted during the year :—

TABLE IV.

Age.	Vaccinated.		Unvaccinated.	
	Admissions.	Deaths.	Admissions.	Deaths.
0 to 1 year	5	..	27	11
1 " 2 years	4	..	34	10
2 " 3 "	8	..	21	6
3 " 4 "	3	..	9	4
4 " 5 "	4	..	15	3
5 " 6 "	3	1	16	3
6 " 7 "	1	..	17	4
7 " 8 "	2	..	9	3
8 " 9 "	5	1	12	2
9 " 10 "	8	..	16	4
10 " 11 "	3	1	8	2
11 " 12 "	16	2	22	3
12 " 13 "	7	..	6	1
13 " 14 "	17	1	12	3
14 " 15 "	14	..	13	3
15 " 16 "	22	2	26	7
16 " 17 "	16	1	17	8
17 " 18 "	39	1	30	12
18 " 19 "	8	..	8	2
19 " 20 "	102	3	92	28
20 " 30 "	266	27	227	82
30 " 40 "	33	2	54	24
40 " 50 "	5	2	5	2
50 " 60 "	1	..	5	4
60 " upwards	2	1
	592	44	703	232

The following table compares the vaccinal condition of patients and the mortality rate per cent. during the year as contrasted with 10 previous years :—

TABLE V.

Year.	Vaccinated.		Unvaccinated.	
	Admissions.	Deaths.	Admissions.	Deaths.
1920	306	10	214	38
1921	299	12	243	41
1922	42	7	42	38
1923	250	9	304	32
1924	547	9	541	38
1925	176	8	276	36
1926	186	4	203	37
1927	354	3	372	39
1928	279	8	243	41
1929	569	5	484	41
1930	592	7	703	33

The following table shows the complications of Small-pox :—

TABLE VI.

Complications.	No. of cases.
Total number of cases	1,295
<i>Local complications :—</i>	
Eye { Conjunctivities	130
{ Cornal Ulcer	19
{ Arthritis	6
{ Orchitis	1
{ Parotitis	1
<i>General complications :—</i>	
Broncho Pneumonia	4
Septicæmia	23
Tetanus	4
Epistaxis	1
Boils	30
Abscesses	11
Encephalitis	3
Oedema of Glottis	1

The Treatment of Small-pox.—The same routine treatment of Small-pox as last year was carried out with more and individual attention and nursing of serious cases. Blood vaccines, *i.e.*, blood taken from severe cases of the illness, defibrinated and inactivated by heating at 56° for half an hour, was tried in 20 early cases of hæmorrhagic Small-pox; but no good results could be obtained.

Total number of cases treated.

20

Died.

20

Diphtheria.—The admissions continue to be increasing year after year. There were 30 admissions in 1930 as compared to 28 in 1929 and 21 in 1928.

Total admissions.	Recovered.	Died.	Mortality.
30	20	10	33%

Of the 10 patients who died 6 came under treatment after the 7th day of illness; two after 6th day. The remaining 4 cases, although came under treatment on the 2nd and 3rd day respectively were very toxic cases and died of heart failure.

Of the 30 patients admitted—

24	were of	Faucial	Type
5	„	„	Laryngical „
1	was	„	Conjunctival „

The following table shows the complications in Diphtheria—

Albuminuria	12
Heart complications (Irregular, Heart Block) ..	6
Broncho-pneumonia	3
Scarlet fever	1
Paralysis of palate	2
Adenitis (Bull Neck)	3
Vulvitis	1
Serum rash	1
Total ..	29

Treatment.—The following is a brief summary of the treatment carried out for Diphtheria in this hospital:—

Prophylaxis.—All children under 10 who are contacts of the patients that are admitted are given a prophylactic dose of 1000 units of the anti-toxin, and those that are unwilling are asked to come for examination at short intervals and their throat swabs are examined.

An immunising ointment instead of the serum—‘Diphtheric Schutzsalbe’ by Prof. E. Lowenstein, has been ordered from Germany and is under trial.

Curative.—Specific Diphtheria anti-toxin is given intramuscularly once a day or oftener in toxic cases, till the membrane disappears. The dose of serum irrespective of age varies according to the clinical condition of the patient, toxic, hæmorrhagic, and laryngeal cases with obstruction, receiving 20,000 units once or twice in 24 hours and mild early and doubtful cases receive 4,000 to 8,000 units.

Local.—Swabbing the throat with Hydrogen peroxide 4 hourly and warm alkaline gargles. Laryngeal cases are kept in steam tent with continuous inhalations of medicated steam (Eucalyptus Oil, Menthol and Tinc. Benzoin Co.) and oxygen if necessary.

All cases are put on ephedrine by mouth every 4 hours and those with impending heart failure get injections of adrenaline with or without caffein, strychnine or cardiazol. Glucose if possible by mouth, otherwise per rectum or subcutaneously, is also given as a routine.

In acute obstruction, intubation, intra-laryngeal catheterisation or tracheotomy is performed according to circumstances.

Convalescence.—Absolute rest in bed for 6 weeks, till the pulse is steady and regular and two negative swabs before discharge.

Concentrated anti-toxin made by Bengal Immunity Co. was used throughout and the results compare quite favourably with those of any products made in the west.

Scarlet Fever.—8 cases were admitted during the year, 3 Europeans and 5 Indian patients.

Attempts were made to identify the specific streptococci by animal experiments. But owing to the difficulty of getting high titre anti-sera in this country, the results were not successful.

Blood sera of two patients suffering from Scarlet fever were sent to Dr. Petire (Bacteriologist-in-charge) of Lister Institute for testing and the following is a brief statement of his reply:—

- (i) Convalescent scarlet fever sera are poor in anti-toxic contents and hence difficult to titrate.

- (ii) There is no satisfactory test of anti-toxin titre.
- (iii) It is difficult to arrange for tests to be carried out on adult volunteers, or indoor patients.
- (iv) The description of Bombay cases suggest Scarlet fever or some infection by a hæmolytic streptococcus which secretes a toxin giving similar chemical effects.
- (v) The Consensus of British workers' opinion is that the streptococci of Scarlet fever, Puerperal fever, Erysipelas and other pyogenic infections are closely related and the difference between them is only quantitative.

Plague.

Total treated.	Died.	Cured.	
19	17	2	(Of the recovered one was a late case admitted on the 12th day of illness.)

of the 17 cases who died 12 were septicaemic on admission as shown by the blood culture. The remaining 5 were purely Bubonic on admission and their blood cultures were sterile but they became subsequently septicaemic, inspite of serum treatment.

Anti-plague serum manufactured by the Swiss Serum Institute Berne and recommended to me during my continental tour, was tried in all the 19 cases of plague, admitted in this hospital during the year. But the results were equally disappointing as in the case of other sera tried previously.

Bacteriological and Pathological Examinations.

Post-mortems.—In all 5 post-mortem examinations were made upon unclaimed bodies :—

- 2 were cases of Haemorrhagic Small-pox.
- 2 cases of septicaemic plague.
- 1 case of apical pneumonia who was undiagnosed anti-mortem.

Investigation of stools of patients convalescent from Cholera for the presence of Bacteriophage.

The stools of 20 selected cases were subjected to filtration and incubation according to Prof. D'Herelle's method, but in no case cholera bacteriophage could be found.

The following table shows the number of bacteriological examinations made for the Arthur Road and Maratha Hospitals :—

TABLE VII.

	Examinations.	Nos.
I.	Blood films for parasites and count	45
II.	Blood cultures	40
III.	Material from small-pox pustules, ulcers abscesses and other complicating foci for microscopic and cultural investigations for pyococci	206
IV.	Sputum for organisms	46
V.	Material from buboes and ulcers for detection of Bacillus Pestis ..	23
VI.	Stools for the detection of Amoeba, Cysts, Ova, Bacilli, Vibrios and cultural investigations with a view to arrive at diagnosis and detection of carriers	183
VII.	Blood for Widal Reaction	20
VIII.	Blood for Khan Reaction	10
IX.	Urine for complete analysis	82
X.	Auto-vaccines	9
XI.	Cerebro-spinal fluid for physical, chemical and cultural examination.	3
XII.	Urethral smears	3
XIII.	Throat swabs for cultural examination for the detection of Diphtheria bacilli	95
XIV.	Throat swabs for Menigococci	3
	Total ..	768

The Indian Red Cross Society was kind enough to supply many articles as gifts for the hospital which were acknowledged with thanks. The Light-Foot Refrigeration Co. were kind enough to supply Oxygen Gas free of cost throughout the year. This continued generous help is much appreciated.

TABLE VIII.

Showing the diseases and Number of Patients treated jointly at the Arthur Road Infectious Diseases Hospital and Maratha Plague Hospital during the last twenty years, viz., 1911 to 1930.

Disease	1911	1912	1913	1914	1915	1916	1917	1918	1919	1920	1921	1922	1923	1924	1925	1926	1927	1928	1929	1930
Small-pox	340	658	203	283	440	1,142	429	1,508	798	520	542	84	554	1,088	452	389	726	522	1,058	1,298
Chicken-pox	60	53	140	34	106	178	118	200	148	94	109	72	65	82	79	53	126	79	81	296
Measles	87	51	23	71	44	64	81	71	127	41	77	14	25	31	60	26	66	59	98	154
Cholera	39	475	52	137	16	122	42	507	1,103	153	14	10	185	30	2	..	88	17	15	33
Plague	565	238	392	440	135	411	476	335	189	123	339	234	343	120	56	25	61	129	22	21
Relapsing Fever	1	2	1	1	..	2	7	24	458	82	151	162	10	1	1	..
Mumps	76	12	20	6	22	162	171	236	46	91	64	2	11	39	26	18	31	49	48	18
Whooping Cough	10	9	2	9	15	21	2	2	2	2	7	..	3	3
Erysipelas	24	13	22	8	11	7	10	6	3	8	5	4	13	5	3	9	15
Typhoid Fever	2	3	4	1	2	1	4	1	4
Typhus Fever	1
Phthisis	34	329	414	532	496	747
Cerebro-spinal Fever	4	7	6	4	5	8	..	12	23	123	85	46	20	18	9	5	3	1	2
Scarlet Fever	1	1	1	10	8
Encephalitis Lethargica	3	1	1	1	2	2	1
Diphtheria	1	1	2	2	1	..	1	4	1	1	2	21	32	30
Chigger	14	334	1	1
Influenza	1,520	258	295	72	73	60	62	56	42	31	27	30	13
General Diseases	359	327	355	286	228	326	401	201	516	356	513	228	214	265	276	212	257	313	267	217
Total ..	1,563	1,845	1,221	1,282	1,037	2,755	1,747	4,631	3,663	1,789	2,037	964	1,513	1,749	1,067	1,118	1,821	1,761	2,174	2,860

ARTHUR ROAD HOSPITAL,
BOMBAY, 12th May 1931.

P. T. PATEL, M.D. (Lond.), M.R.C.P. (Lond.),
D.T.M. & H. (Camb.), F.C.P.S.,
Medical Superintendent, Arthur Road Hospital.

MARATHA HOSPITAL.**Annual Report for the year 1930.**

I was in-charge of the hospital throughout the year.

The permanent staff of the hospital comprised of the Medical Superintendent, two Medical Assistants, one Matron in-charge, one senior Nurse and four junior Nurses.

ACCOMMODATION.

The following table shows the total number of beds in the hospital in normal times :—

TABLE No. I.

No. of wards.	Beds in each ward.	Total beds.	REMARKS.
5	16	80	Counted on basis of 100 sq. ft. of floor space per bed.

Four wards containing in all 64 beds have been allotted to the reception of advanced tuberculosis cases while the remaining fifth ward is for road-side cases.

The total number of admissions during the year was 990 as compared with 798 in the year 1929.

The daily average number of patients was 47.45. The average weekly cost per patient compared with the last three years is as follows :—

TABLE No. II.

Particulars.	1927.	1928.	1929.	1930.
	Rs. a. p.	Rs. a. p.	Rs. a. p.	Rs. a. p.
Medicines	2 5 11	2 7 1	1 14 0	0 15 5
Diets	7 0 0	7 8 2	6 0 10	6 2 7
Clothings	0 14 0	0 14 7	0 13 8	0 12 4
Disinfectants	0 7 7	0 8 2	0 7 1	0 6 2
Stores	0 11 8	0 14 7	0 12 0	0 12 2
Total ..	11 7 2	12 4 7	9 15 7	9 0 8

The average daily cost per patient in detail is as shown below :—

	Rs. a. p.
Diet	0 13 1
Medicine	0 2 3
Stores and Linen	0 2 8
Heating and Lighting	0 3 5
Miscellaneous	0 5 11
Establishment	2 11 0
Repairs	0 3 3
Total ..	4 9 7

II.—GENERAL STATISTICS.

TABLE III.

Particulars.	Plague.	Influenza.	Small-pox.	Measles.	Chicken-pox.	Dysentery.	Tuberculosis.	Malaria.	Other diseases.	Total.
Patients remained on the 31st December 1929	22	22
„ admitted during the year	2	5	3	32	158	1	747	14	28	990
„ total treated	2	5	3	32	158	1	769	14	28	1,012
„ discharged	1	3	3	31	158	1	447	14	24	682
„ died	1	2	..	1	285	..	4	293
Mortality per cent.	50	40	..	3.1	37.2	..	14.3	28.9
Patients remaining on the 31st December 1930	37	37

DISTRIBUTION OF ADMISSION THROUGHOUT THE YEAR.

TABLE IV.

Month.	Plague.	Influenza.	Small-pox.	Measles.	Chicken-pox.	Dysentery.	Tuberculosis.	Malaria.	Other diseases.	Total.	Died.	Discharged.	Daily average.
January	46	1	4	51	15	31	23
February	52	..	4	56	29	29	29
March	2	..	2	18	101	..	33	..	3	159	22	97	57
April	1	1	14	38	..	67	2	1	124	16	113	55
May	2	18	..	69	..	1	90	23	72	53
June	1	..	89	2	1	93	30	53	51
July	86	1	4	91	33	61	60
August	78	2	1	81	34	47	57
September	1	63	1	2	67	26	58	49
October	60	2	2	64	17	41	43
November	1	58	2	3	64	27	41	46
December	1	46	1	2	50	21	39	42
Total	2	5	3	32	158	1	747	14	28	990	293	682	47

III.—Employees from the Police and Government Servants.—
Admissions among these numbered 4 only.

IV.—DISEASES.

Plague.—A special Ward having been provided for in the Arthur Road Hospital all plague cases were admitted there since 1st April 1930. During the months of January to March 1930, two cases of plague were admitted in this hospital; out of these one expired and the other was transferred to the Arthur Road Hospital. Both these were found positive after a Bacteriological examination.

Malaria.—14 cases of Malaria were admitted during the year, which were discharged cured under our routine treatment of Cinchona Febrifuge by mouth and Sodium Cacodylate injections. On blood examinations 8 were found positive for Benign Tertian parasites, but no malignant parasites were found.

TUBERCULOSIS.

747 cases of Tuberculosis of the lungs were admitted during the year ; out of which 15 cases were discharged having been proved negative.

TABLE V.

Particulars.	Number.
Patients remained on the 31st December 1929	22
„ admitted during the year	747
„ discharged at request	447
„ died	285
Mortality per cent.	37.2
Both lungs affected cases	613
One lung affected cases	119
Right „ „	68
Left „ „	51

X-Ray examination was carried out in 78 cases of pulmonary tuberculosis at the King Edward Memorial Hospital, Parel ; out of these nothing abnormal was detected in 15 cases.

Treatment.—Tuberculosis beds in this hospital are meant for advanced cases requiring isolation so the general treatment followed is only symptomatic with complete rest, good nourishment and nursing. However some cases sent here were amenable to some line of treatment. The following methods were adopted during the year :—

I. Drugs.—The following drugs were given a trial :—

1. *Antimony.*—Intravenous injections of Colossal antimony starting with 1 c.c. and going upto 5 c.c. (according to reaction) with an interval of 4 to 7 days, were given in 70 cases. Out of these 19 cases died and 22 received three or less than three injections. Of the remaining 29 cases 18 showed definitely satisfactory results. The patients became afebrile and kept so after the 3rd injection, and the sputum as well as the tubercle bacilli were considerably diminished. But the already existing anæmia was intensified, although attempts were made to combat it by giving Ferri Arsenas injections. The remaining 11 cases showed no improvement.

2. *Gold.*—A 1 per cent. solution of Gold Chloride (Merck's) is now on trial. Intravenous injections of 1 c.c. going up to 5 c.c. are given at the interval of a week. Up to now only 6 persons have been put on this treatment ; of which 5 are still undergoing the treatment and the remaining one was discharged much relieved after completing the course of 6 injections. The results so far are satisfactory as regards temperature, sputum, cough, etc. These injections do not bring about any anæmia and the appetite also gets improved.

II. Artificial Pneumothorax.—During the year only one case was found quite fit for the treatment by inducing artificial pneumothorax. His was a case of affection of the left lung only. Up to the end of the year under report he had been given air 7 times, that is he had received 6 refills after the primary induction. He is still being given the treatment. It must be mentioned that already the treatment has improved him a good deal and that he is improving more and more every time.

The Indian Red Cross Society was kind enough to supply several articles as gifts for the hospital which were acknowledged with thanks.

The Light-foot Refrigeration Co. were also kind enough to supply Oxygen Gas free of charge throughout the year. This continued generous help is much appreciated.

P. T. PATEL, M.D. (Lond.),

M.R.C.P. (Lond.),
D.T.M. & H. (Cantab.), ETC.,

Medical Superintendent,
Maratha Hospital.

**REPORT OF WORK DONE IN THE MUNICIPAL LABORATORY.
DURING THE YEAR 1930.**

The total number of samples examined during the year was 8,575 as compared with 7,995 in 1929. Of the above, 7,558 samples were examined chemically and 1,017 Bacteriologically. In 1929, the total number of Chemical samples was 7,596 and of Bacteriological, 399. Besides the above, 2,661 slides from the Municipal Dispensaries, etc., were examined for malarial parasites.

Chemical.

Out of 7,558 samples examined Chemically, the following were foodstuffs :—

	Statutory Municipal.	Private.	Total.
Milk	5,781	29	5,810
Ghee	402	130	532
Butter	167	15	182
Vegetable Product	39	..	39
Tea-dust	66	..	66
Coffee	40	..	40
Wheat flour	16	..	16
Bajri	2	..	2
Honey	64	..	64
Oils	89	..	89
Vinegar	4	..	4
Sago	4	..	4
Other foodstuffs	15	2	17
Total foodstuffs ..	6,689	176	6,865

Milk.

Of the 5,810 samples of milk examined, 1 was received from the Superintendent, Cama Institute, Andheri, 8 from the Infant Welfare Society, 6 from the Executive Health Officer, 2 from the Medical Superintendent, Arthur Road Hospital and 12 from private persons. The remaining 5,781 were submitted officially by the Assistant Health Officers under Section 412A of the Municipal Act. The samples from the Assistant Health Officers showed adulteration in 1,582 instances while those sent by Infant Welfare Society, Executive Health Officer, Medical Superintendent, Arthur Road Hospital and private individuals, 1, 4, 1 and 6 samples respectively were found adulterated. Of the samples taken for legal purposes, 27 per cent. proved to be not genuine as shown in the following statement :—

Received from	Total.	Genuine.	Not genuine.	Percentage adulterated.
Assistant Health Officer, A & B Wards.. ..	1,326	989	337	25·0
Do. do. C & D "	1,465	1,041	424	28·0
Do. do. E Ward	1,397	1,145	252	18·0
Do. do. F & G Wards	1,593	1,024	569	35·0
Total ..	5,781	4,199	1,582	27·0

Legal action was taken in these 1,582 cases with the results shown in the sub-joined statement:—

Received from	No. of samples not genuine.	Prosecutions.	Convictions.	Cases withdrawn.	Cases pending.	FINE.		Total amount of fines.
						Lowest.	Highest.	
						Rs.	Rs.	Rs.
Assistant Health Officer, A & B Wards ..	337	337	224	24	89	3	50	2,664
Do. do. C & D ..	424	424	256	63	105	2	60	4,066
Do. do. E Ward ..	252	252	133	6	113	5	50	2,173
Do. do. F & G Wards ..	569	569	285	7	277	3	80	5,786
Total ..	1,582	1,582	898	100	584	14,689

Preservatives in Milk.

5,781 samples were examined for the preservatives, Boric Acid and Formalin. In 47 samples, Boric Acid was detected and in 6, Formalin in addition to Boric Acid was found.

Ghee.

532 samples were examined; 402 from the Assistant Health Officers for legal purposes, 96 from the Acworth Leper Asylum, 2 from the Superintendent, Cama Institute, Andheri, 3 from the Executive Health Officer, 1 from the Medical Superintendent, Arthur Road Hospital, 5 from the Dean, K. E. M. Hospital and 23 from private individuals. The samples from the Assistant Health Officers showed adulteration in 165 instances while of those sent by the Acworth Leper Asylum, Cama Institute, Executive Health Officer, Dean, K. E. M. Hospital and private individuals, 21, 1, 1, 4 and 10 samples respectively were found adulterated. Of the samples taken for legal purposes, 41 per cent. were adulterated.

Number of samples of Ghee submitted under the Bombay Prevention of Adulteration Act of 1925:—

Received from	Total.	Genuine.	Not genuine.	Percentage of adulteration.
Assistant Health Officer, A & B Wards ..	123	63	60	48
Do. do. C & D ..	91	48	43	47
Do. do. E Ward ..	95	52	43	45
Do. do. F & G Wards ..	93	74	19	20
Total ..	402	237	165	41

Legal action was taken in 165 cases with the results shown below:—

Received from	Not genuine.	Prosecutions.	Convictions.	Cases withdrawn.	Cases pending.	FINE.		Total amount of fines.
						Lowest.	Highest.	
						Rs.	Rs.	Rs.
Assistant Health Officer, A & B Wards	60	60	30	1	29	12	45	836
Do. do. C & D ..	43	43	33	3	7	5	25	290
Do. do. E Ward ..	43	43	36	Nil.	7	3	20	460
Do. do. F & G Wards	19	19	7	1	11	5	75	150
Total ..	165	165	106	5	54	1,736

Butter.

182 samples of Butter were examined ; 163 were sent from different wards for legal purposes as shown in the sub-joined statement, 4 from the Executive Health Officer, 1 from the Assistant Collector of Customs, 1 from the Dean, K. E. M. Hospital, 4 from the Superintendent of Markets and 9 were private samples.

Samples of Butter submitted under the Bombay Prevention of Adulteration Act of 1925 :—

Received from	Total.	Genuine.	Not genuine.	Percentage of Adulteration.
Asstt. Health Officer, A & B Wards ..	10	6	4	40
” ” ” C & D ” ..	46	45	1	2
” ” ” E Ward ..	15	14	1	7
” ” ” F & G Wards ..	92	74	18	20
Total ..	163	139	24	15

Legal action was taken in 24 cases with the results shown below :—

Received from	Not genuine.	Prosecutions.	Convictions.	Cases with-drawn.	Cases pending.	FINE.		Total amount of Fines.
						Lowest.	Highest.	
						Rs.	Rs.	Rs.
Asstt. Health Officer, A & B Wards ..	4	4	4	6	12	35
” ” ” C & D ” ..	1	1	1	5	5	5
” ” ” E Ward ..	1	1	1	10	10	10
” ” ” F & G Wards ..	18	18	10	..	8	5	50	225
Total ..	24	24	16	..	8	275

Vegetable Product.

39 samples of “Vegetable Product” were examined ; 36 from different wards, 2 from the Superintendent of Licenses and 1 from the Executive Health Officer.

Samples of “Vegetable Product” submitted under the Bombay Prevention of Adulteration Act of 1925 :—

Received from	Total.	Genuine.	Not genuine.	Percentage of Adulteration.
Asstt. Health Officer, A & B Wards ..	22	19	3	14
” ” ” C & D ” ..	4	3	1	25
” ” ” E Ward ..	1	1
” ” ” F & G Wards ..	9	3	6	67
Total ..	36	26	10	28

Legal action was taken in 10 cases with the results shown below :—

Received from	Not genuine.	Prosecutions.	Convictions.	Cases with-drawn.	Cases pending.	FINE.		Total amount of Fines.
						Lowest.	Highest.	
Asstt. Health Officer, A & B Wards ..	3	3	..	1	2	Rs. ..	Rs. ..	Rs. ..
" " " C & D " ..	1	1	1	5	5	5
" " " F & G " ..	6	6	4	..	2	10	20	50
Total ..	10	10	5	1	4	55

Tea.

66 samples of Tea and Tea-dust were received from different wards for legal purposes and all of them except one were found to be genuine. Prosecution in this case was launched and the party was fined Rs. 5 only.

Coffee.

40 samples of Coffee were received from different wards for legal purposes as shown below :—

Received from	Total.	Genuine.	Not genuine.	Percentage of Adulteration..
Asstt. Health Officer, A & B Wards ..	1	1
" " " C & D " ..	4	1	3	75
" " " E Ward " ..	6	4	2	33
" " " F & G Wards ..	29	8	21	72
Total ..	40	14	26	65

Legal action was taken in 24 cases with the results shown below :—

Received from	Not genuine.	Prosecutions.	Convictions.	Cases with-drawn.	Cases pending.	FINE.		Total amount of Fines.
						Lowest.	Highest.	
Asstt. Health Officer, C & D Wards ..	3	3	1	2	..	Rs. 5	Rs. 5	Rs. 5
" " " E Ward " ..	2	1	1	15	15	15
" " " F & G Wards ..	21	20	8	3	9	1	15	41
Total ..	26	24	10	5	9	61

Foodstuffs.

196 samples of Foodstuffs were received from the different wards. Out of these 179 sent for legal purposes were found to be genuine except one. Prosecution in this case was launched and the party was fined Rs. 7 only. The following is the list of Foodstuff samples sent for legal purposes :—

Received from	Honey.	Bajri and Wheat flour.	Sweet Oil.	Cocoa-nut Oil.	Other Oils	Vinegar.	Sago.	Total.
Executive Health Officer	1	1
Assistant Health Officer, A & B Wards.	26	4	2	..	1	..	1	34
" " " C & D Wards.	14	9	1	1	25
" " " E Ward.	14	3	4	2	2	1	1	27
" " " F & G Wards	10	2	29	29	..	2	1	73
Store Keeper	7	4	8	19
Total ..	64	18	42	35	12	4	4	179

17 other Foodstuffs were received, out of which 3 were found unfit for human consumption.

Waters.

288 samples of Waters were examined ; 192 from the Public Supply, 48 from Wells and 48 from other sources.

Samples for Diagnostic Purposes.

344 samples of Urine were examined Chemically.

Miscellaneous.

Sewage	18	Limes	3
Saltpetre	1	Sang Jiroo	3
Soap	8	Paris green powder	3
Lead Pig	1	Ink	11
Dye	2	Paint	1
		Miscellaneous	9
		Total ..	60

Bacteriological.

3,678 samples were examined Bacteriologically.

Waters.

151 samples of Waters were examined ; 140 from the Public Supply, 3 from Sea, 2 from the Health Officer, Ahmedabad Municipality, 4 from Wells, and 2 from Kolaba District.

Disinfectants.

54 samples of Disinfectants were examined to determine the Rideal Walker Carbohic Acid Co-efficient.

Samples for Diagnostic Purposes.

Nature of Samples.	Total.	Specific Organism.	
		Present.	Absent.
Blood for Malaria	2,661 ⁰	830	1,831
Swabs for Diphtheria	50	50
Discharge for Gonococci	12	12
Sputum for T. B.	635	168	467
Blood for Widal's Test	7	7
Sample of Stool	1	1
Total ..	3,366	999	2,367

Miscellaneous.

Vaccine Tubes	88	Samples of Milk	6	Sample of food	1
Sewage	6	Oysters	2	Miscellaneous	4
Total ..					107

C. COUTINHO,

D. Hy., B. Sc., L. M. & S.

Municipal Analyst.

25th March 1931

TABLE I.
Statement of Samples received for Chemical Examination during the year ending 31st December 1930.

Received from	Bombay Waters.	Well Waters.	Waters from other sources.	Milk.	Ghee.	Butter.	Vegetable Product.	Tea and Tea-dust.	Oil.			Vinegar.	Bajri and Wheat flour.	Sago.	Other Foodstuffs.	Urine.	Honey.	Coffee.	Miscellaneous.	Total.
									Cocoanut.	Sweet.	Other.									
Executive Health Officer	6	6	3	4	1	1	1	5	27
Hydraulic Engineer	120	..	14	134
City Engineer	2	2
Superintendent of Licenses	2	10	12
Chief Officer, B. I. T.	18	18
Municipal Store Keeper	4	7	8	5	24
Assistant Health Officer (Malaria)	5	6	11
" " " A & B Wards	4	2	1,326	123	10	22	10	..	2	1	..	4	1	8	..	26	1	..	1,540
" " " C & D " 	24	1	1,465	91	46	4	12	1	9	1	6	..	14	4	..	1,678
" " " E Ward	13	..	1,397	95	15	1	11	2	4	2	1	3	1	14	6	..	1,565
" " " F & G Wards	2	12	1,593	93	92	9	33	29	29	..	2	2	1	10	29	1	1,937
Other Municipal Sources	72	2	..	2	6	5	46	14	147
Assistant Collector of Customs	1	2	3
Superintendent, A. L. Asylum	96	96
" Infant Welfare Society	8	8
Private	3	8	13	25	9	208	356
Total	192	48	48	5,810	532	182	39	66	35	42	12	4	18	4	17	344	64	40	61	7,558

TABLE II.

Statement of samples examined Bacteriologically during the year ending 31st December 1930.

Received from	Bombay Waters.	Waters from other sources.	Disinfectants.	Blood for Malaria.	Swabs for Diptheria.	Discharge for Gonococci.	Sputum for T. B.	Blood for Widal Test.	Vaccine Tubes.	Sample of Stool.	Miscellaneous.	Total.
Executive Health Officer	2	2	50	6	5	65
Superintendent of Vaccination	88	88
Chief Officer, B. I. T.	6	6
Hydraulic Engineer	60	60
Assistant Health Officer (Malaria)	2	2
" " " A & B Wards	3	1	4
" " " C & D	1	2	3
" " " F & G	39	39
Superintendent of Markets	2	2
Other Municipal Sources	75	3	..	2,646	11	..	613	2	3,350
Private	4	2	9	..	12	22	7	..	1	2	59
Total	140	11	54	2,661	50	12	635	7	88	1	19	3,678

CHEMICAL

The Statement of Results of Bombay Waters (1930).

Source.	January.	February.	March.	April.	May.	June.	July.	August.	September.	October.	November.	December.
<i>Tansa Water.</i>												
Total solids	12.0	12.0	12.0	12.0	12.0	12.0	12.0	12.0	12.0	12.0	12.0	13.0
Chlorine	1.0	1.0	1.0	1.0	1.0	1.0	1.0	1.0	0.9	0.9	0.8	0.8
Free Ammonia	Nil.	Nil.	Nil.	Nil.	Nil.	Nil.	Nil.	Nil.	Nil.	Nil.	Nil.	Nil.
Albuminoid Ammonia	0.010	0.010	0.010	0.010	0.010	0.010	0.011	0.011	0.010	0.010	0.009	0.011
Oxygen absorbed at 80°F. (Tidy's Process)	0.036	0.040	0.036	0.038	0.042	0.038	0.038	0.040	0.036	0.040	0.032	0.036
<i>Tulsi Water.</i>												
Total solids	19.0	19.0	20.0	20.0	21.0	20.0	18.0	18.0	18.0	20.0	20.0	20.0
Chlorine	1.6	1.6	1.6	1.6	1.5	1.6	1.6	1.6	1.6	1.6	1.6	1.5
Free Ammonia	0.001	0.001	0.001	0.001	0.002	0.001	0.001	0.001	0.001	0.001	0.001	Nil.
Albuminoid Ammonia	0.021	0.029	0.032	0.031	0.034	0.030	0.023	0.040	0.029	0.024	0.028	0.024
Oxygen absorbed at 80°F. (Tidy's process)	0.126	0.148	0.168	0.136	0.146	0.162	0.160	0.166	0.129	0.130	0.128	0.126
<i>Vihar Water.</i>												
Total solids	20.0	20.0	19.0	21.0	20.0	18.0	20.0	20.0	19.0	18.0	21.0	22.0
Chlorine	1.5	1.5	1.5	1.5	1.5	1.5	1.5	1.5	1.5	1.5	1.5	1.5
Free Ammonia	0.001	0.001	0.002	0.001	0.001	0.001	0.001	0.001	0.001	0.001	0.001	0.001
Albuminoid Ammonia	0.036	0.035	0.032	0.034	0.036	0.032	0.029	0.038	0.032	0.030	0.031	0.032
Oxygen absorbed at 80° F. (Tidy's process)	0.158	0.178	0.168	0.142	0.168	0.168	0.172	0.176	0.142	0.147	0.148	0.168

BACTERIOLOGICAL.

Results of Bacteriological Analysis of Bombay Waters during the year 1930.

Minimum No. of c.c. showing the presence of Lactose Fermenters.

Source.	January.		February.		March.		April.		May.		June.		July.		August.		September.		October.		November.		December.	
	c.c.	c. c.	c.c.	c.c.	c.c.	c.c.	c.c.	c.c.	c.c.	c.c.	c.c.	c.c.	c.c.	c.c.	c.c.	c.c.	c.c.	c.c.	c.c.	c.c.	c.c.	c.c.	c.c.	c.c.
1. Tansa water collected at Ghatkopar.	-in 100	-in 100	-in 100	-in 100	-in 100	-in 100	-in 100	-in 100	-in 100	-in 100	-in 100	-in 100	-in 100	-in 100	-in 100	-in 100	-in 100	-in 100	-in 100	-in 100	-in 100	-in 100	-in 100	-in 100
2. Tansa water from the outlet from Malabar Hill Reservoir.	-in 100	-in 100	-in 100	-in 100	-in 100	-in 100	+in 100	+in 100	-in 100	-in 100	-in 50	-in 100	-in 100	-in 100	-in 100	-in 100	-in 100	-in 100	-in 100	-in 100	-in 100	-in 100	-in 100	-in 100
3. Tansa water from the outlet from Bhandarwada Reservoir.	-in 100	+in 100	+in 100	+in 100	+in 100	+in 100	+in 100	+in 100	+in 100	-in 100	-in 50	+in 100	+in 100	+in 100	+in 100	+in 100	+in 100	+in 100	+in 100	+in 100	+in 100	+in 100	+in 100	-in 100
4. Tansa water from 72" Tansa Main at Powai.	-in 100	-in 100	-in 100	-in 100	-in 100	-in 100	-in 100	-in 100	-in 100	-in 100	-in 100	-in 100	-in 100	-in 100	-in 100	-in 100	-in 100	-in 100	-in 100	-in 100	-in 100	-in 100	-in 100	-in 100

THE ANNUAL REPORT OF THE SUPERINTENDENT OF VACCINATION FOR THE YEAR 1930.

During the year under report Dr. K. N. Choksy was in charge from 1st May 1930 to 2nd May 1930, and from 1st June 1930 to 25th December 1930, Dr. V. M. Vathe from 3rd May 1930 to 31st May 1930 and I was in charge for the rest of the year.

(1) **Vaccine Operations with Results.**—The following statement gives the number of persons primarily vaccinated and re-vaccinated during the year 1930 and the preceding nine years with the percentage of successful operations :—

YEAR.	Primary Vaccinations.			Re-vaccinations.	Total Number of persons vaccinated.
	Number of persons vaccinated.	Number successful.	Percentage of success.	Number of persons re-vaccinated.	
1921	18,267	15,399	84	20,841	38,608
1922	18,886	16,315	86	8,903	27,789
1923	20,293	16,558	82	21,153	41,446
1924	20,135	17,683	88	26,508	46,643
1925	20,400	18,848	92	15,220	35,620
1926	18,615	17,426	94	16,888	35,503
1927	20,374	18,748	92	29,196	49,570
1928	20,625	19,142	93	15,018	35,643
1929	21,788	19,634	90	48,978	70,766
1930	24,710	21,777	88	99,808	1,24,518

Out of the persons primarily vaccinated 17,316 were born in Bombay and 7,394 were born out of the City compared with 13,730 and 8,058 respectively in the previous year.

Out of the primary vaccinations 21,777 were ascertained to have been successful. The percentage of known success being 88.13. This percentage would have to be raised to 99.5 if 2,811 cases the result of which could not be ascertained were excluded.

(2) **Result of Vaccination by Ages.**—The following table shows the result of Primary vaccinations by age periods.

Results.	Under 1 year.	1 to 6 years.	6 years and upwards.	Total.
Successful	15,362	6,238	177	21,777
Unsuccessful	64	52	6	122
Unknown	1,882	1,025	104	2,811
Total ..	17,108	7,315	287	24,710

(3) **Inspection of Results.**—The reports of the vaccinators were checked in 3,123 cases by the Superintendent and 4,080 cases by the Head Vaccinator with the following results :—

Return of the Inspecting Officers.

Inspection.	By the Superintendent.	By the Head Vaccinator.
Number of cases inspected	3,123	4,080
" " Successful	3,117	4,079
" " Unsuccessful	6	1
Number successful per 100 inspected	100	100
Number inspected per 100 vaccinated	12.6	16.5

The percentage of success as ascertained by the Inspecting Officers was slightly higher than the success reported by the Vaccinators.

(4) **Income.**—The following statement shows the proceeds from the sale of lymph and the fees realized from vaccinations at private places, etc., during the year under report :—

Amount realized by sale of Lymph.	Municipal moiety of the fees from private vaccinations.	Municipal (fees moiety only) for vaccination instruction to Medical Students.	Municipal fees for giving vaccination extracts, etc.	Total.
Rs. a. p. 5,576 4 0	Rs. a. p. 1,833 8 0	Rs. a. p. 980 0 0	Rs. a. p. 103 0 0	Rs. a. p. 8,492 12 0

(5) **Cost of Single Operation.**—The cost of each successful vaccine operation including all charges was Rs. 2-15-9 against Rs. 2-9-11 in the preceding year ; if the amount realized by the sale of lymph, by fees for private vaccinations, etc. Rs. 8,492-12-0 be deducted from the total expenditure, the cost works out at Rs. 2-9-6 against Rs. 2-2-6 for the last year. If calculated on the total number of vaccine operations, the cost of each operation after deducting the proceeds from the sale of lymph, from private vaccination, etc., comes to Rs. 0-7-3 against Rs. 0-9-7 for the last year.

(6) **Postponement Certificates.**—During the year under report 81 certificates of postponements were granted.

(7) **Prosecution.**—There was no prosecution during the year, either for failure to bring infants for vaccination or for failure to present them for inspection seven days after the operation.

(8) **Ill-Effects by Vaccination.**—No serious ill-effects following vaccination were observed or reported during the year under report.

(9) **Instructions to Students.**—During the year under report 130 Civil Medical pupils and 66 other private students from Mofussil attended the different Public Vaccination Stations for instructions in "Vaccination."

(10) **Vaccination of Pilgrims.**—The number of Pilgrims, who left Bombay for the "Haj" during the year was 8,585 out of these 7,367 or 86 per cent. were vaccinated in Bombay before Embarkation.

The following table shows the number of males and females and the number of primary vaccinations and re-vaccinations performed amongst the pilgrims by the special staff engaged for the work.

	Males.	Females.	Total.
Primary Vaccinations	24	25	49
Re-vaccinations	5,494	1,824	7,318
Total ..	5,518	1,849	7,367

(11) The Vaccine Lymph used is obtained from the Director, Vaccine Institute at Belgaum.

B. H. MADAN,
M.B.B.S., D.P.H.,
Superintendent of Vaccination.

BOMBAY, 15th May 1931.

I
POPULATION BY SECTIONS.

1		2			3		
		Population					
Ward.	Section	By the Census of 1921.			As Estimated in the Middle of the Year 1930.		
		Males.	Females.	Total.	Males.	Females.	Total.
A	Upper Colaba	2,813	934	3,747	2,788	926	3,714
	Middle and Lower Colaba	13,758	6,290	20,048	13,796	6,307	20,103
	Fort South	3,469	684	4,153	3,798	749	4,547
	Fort North	19,642	11,279	30,921	21,662	12,439	34,101
	Esplanade	11,591	3,980	15,571	11,489	3,915	15,404
B	Mandvi	25,789	12,823	38,612	27,822	13,834	41,656
	Chukla	16,533	6,463	22,996	16,388	6,406	22,794
	Umerkhadi	29,635	17,583	47,218	29,980	17,788	47,768
	Dongri	12,596	8,153	20,749	12,486	8,082	20,568
C	Market	27,008	8,072	35,080	29,134	8,708	37,842
	Dhobi Talao	27,873	14,298	42,171	29,070	14,912	43,982
	Fanaswadi	19,732	10,373	30,105	20,666	10,864	31,530
	Bhuleshwar	23,744	10,878	34,622	23,535	10,782	34,317
	Khara Talao	16,038	7,887	23,925	16,295	8,013	24,308
D	Kumbharwada	21,726	10,755	32,481	23,532	11,649	35,181
	Khetwadi	24,481	15,134	39,615	27,234	16,836	44,070
	Girgaum	22,333	13,670	36,003	24,163	14,790	38,953
	Chowpati	8,870	5,390	14,260	9,907	6,020	15,927
	Walkeshwar	11,502	6,609	18,111	14,367	8,256	22,623
	Mahalakshmi	24,197	13,843	38,040	28,652	16,393	45,046
E	Mazagon	23,130	13,643	36,773	25,563	15,078	40,641
	Tarwadi	26,724	13,993	40,717	31,535	16,512	48,047
	2nd Nagpada	14,583	8,520	23,103	15,010	8,769	23,779
	Kamathipura	27,369	17,216	44,585	30,135	18,956	49,091
	Tardeo	19,650	12,336	31,986	21,102	13,247	34,349
	Byculla	58,370	32,970	91,340	64,249	36,291	100,540
F	1st Nagpada	5,131	2,514	7,645	5,604	2,746	8,350
	Parel	38,164	22,032	60,196	43,664	25,207	68,871
	Sewii	17,126	11,519	28,645	20,557	13,826	34,383
G	Sion	34,507	21,937	56,444	44,050	28,004	72,054
	Mahim	29,425	18,705	48,130	35,909	22,826	58,735
	Worli	78,444	41,346	119,790	90,111	47,496	137,607
Harbour, Docks, Railways and Unknown		35,379	2,753	38,132	35,068	2,729	37,797
Total		771,332	404,582	1,175,914	849,322	449,386	1,298,708

TABLE showing the Area, Density of Population, the Number of Births, the Birth-rate and Deaths under One Year per 1,000 Births by Sections in 1930.

1	2	3	4	5			6	7	8	
				Number of Births registered.						
Ward.	Sections.		Area in Acres.	Average Population per Acre calculated on the Census Population of 1921.	Males.	Females.	Total.	Number of Births per 1,000 of Population.	Mean ratio of Births per 1,000 of Population during the preceding 5 Years.	Deaths under 1 Year per 1,000 Births.
	Middle and Lower Colaba	279	72	193	181	374	18.6	15.2	227	
	Fort, South	133	31	17	21	38	8.3	9.1	79	
	Fort, North	159	195	292	273	564	16.5	15.0	262	
	Esplanade	710	22	221	193	414	26.8	21.5	181	
B	Mandvi	187	206	296	276	572	13.7	9.6	386	
	Chukla	47	489	255	232	487	21.4	17.9	240	
	Umarkhadi	101	469	661	660	1,321	27.6	22.3	238	
	Dongri	302	69	213	168	381	18.5	15.8	251	
C	Market	85	412	292	268	560	17.8	11.2	303	
	Dhobi Talao	118	357	449	440	889	20.2	17.4	255	
	Fanaswadi	99	306	327	331	658	20.9	18.1	225	
	Bhuleshwar	73	471	323	306	629	18.3	16.3	353	
	Khara Talao	41	582	271	308	579	23.8	20.7	281	
	Kumbharwada	44	787	346	351	697	19.8	14.7	303	
D	Khetwadi	155	356	518	458	976	22.1	17.5	244	
	Girgaum	112	320	436	406	842	21.6	18.2	269	
	Chowpati	109	181	192	161	353	22.2	21.6	204	
	Walkeshwar	590	31	194	196	390	17.2	15.8	179	
	Mahalakshmi	659	58	408	394	804	17.8	16.8	245	
E	Masagon	1,075	34	354	394	748	18.4	17.7	362	
	Tarwadi	499	82	589	550	1,149	23.9	17.6	317	
	2nd Nagpada	33	699	305	258	561	23.6	19.4	337	
	Kamathipura	62	714	445	439	884	18.0	18.6	403	
	Tardeo	150	218	369	355	725	21.0	19.7	353	
	Byculla	568	161	717	744	1,461	14.5	16.3	559	
	1st Nagpada	29	260	118	79	197	23.6	24.5	203	
F	Parel	561	107	755	739	1,494	21.7	17.1	221	
	Sewri	578	50	303	263	569	16.5	17.3	330	
	Sion	3,559	16	853	775	1,628	21.9	20.2	298	
G	Mahim	1,511	32	860	731	1,591	27.1	24.2	224	
	Worli	2,273	53	1,302	1,333	2,635	19.6	19.1	289	
	Harbour, Docks, Railways and Unknown	0.6	
	Total	15,065	78	13,003	12,326	25,329	19.5	17.3	286	

3

TABLE of Population and Births by Communities or Castes in 1930.

Caste or Community.	Population.		Births.		
	By the Census of 1921.	As Estimated for 1930.	Total 1930.	Number per 1,000.	
				1930.	1929.
Jains	23,884	26,021	548	16·8	16·7
Brahmins	72,400	84,100	1,283		
Lingaits	866	866	162		
Bhatias	9,015	9,784	175		
Banias	58,824	63,118	734		
Hindus of other Castes	560,951	601,895	10,293		
Hindus, Low Castes	135,634	186,478	4,162	22·3	20·4
Mussalmans	184,685	187,985	4,406	23·4	22·5
Parsees	52,234	53,036	1,154	21·7	21·7
Jews	7,548	8,142	277	34·0	35·1
Indian Christians	48,719	53,363	1,830	33·3	34·1
Anglo-Indians	4,724	5,055	150	29·7	31·6
Europeans	14,726	16,495	133	8·1	9·3
Buddhists	1,645	2,311	13	5·6	11·7
Other and Unknown Castes	59	59	9	152·5	169·5
Total	1,175,914	1,298,708	25,323	19·5	18·6

TABLE showing Cases of Infectious Diseases notified from all sources during the year 1930.

Ward	Sections.	Total Number of Cases notified in each Section.											Total.	
		Cholera	Small-pox.	Plague.	Enteric Fever.	Diphtheria.	Relapsing Fever.	Puerperal Fever.	Tuberculosis.	Leprosy.	Influenza Pneumonia.	Cerebral Spinal Meningitis.		Scarlet Fever.
A	Upper Colaba	2	2	1	5
	Middle and Lower Colaba	36	5	11	3	4	61
	Fort, South	13	..	4	5	1	22
	Fort, North	138	1	7	1	20	3	172
B	Esplanade	3	52	..	4	18	64	3	144
	Mandvi	34	3	6	3	..	50	..	2	99
	Chukla	1	51	1	2	32	88
	Umarkhadi	3	54	..	5	2	..	106	..	1	175
	Dongri	26	..	3	22	1	1	54
	Market	1	82	1	9	27	122
	Dhobi Talao	1	95	1	30	4	..	56	1	189
	Fanaswadi	1	47	..	10	25	4	88
	Bhuleshwar	82	..	7	1	..	67	159
	Khara Talao	75	1	1	2	..	60	1	140
C	Kumbharwada	2	100	40	142
	Khetwadi	2	60	..	11	1	..	79	..	1	156
	Girgaum	1	41	..	15	61	1	3	124
	Chowpati	22	1	4	25	1	..	54
	Walkeshwar	4	25	..	9	7	..	13	0	..	63
	Mahalakshmi	59	..	8	2	..	54	..	4	129
	Mazagon	1	140	6	3	3	..	32	1	186
	Tarwadi	4	116	1	15	3	..	110	1	250
	2nd Nagpada	1	103	2	1	1	..	68	1	..	177
	Kamathipura	5	192	1	4	2	..	83	..	1	288
D	Tardeo	1	92	..	5	29	..	2	130
	Byculla	21	244	3	7	7	..	94	1	2	..	1	..	380
	1st Nagpada	11	7	2	20
	Parel	3	153	1	12	2	..	77	1	2	1	253
	Sewri	3	50	..	2	17	72
	Sion	3	136	1	21	6	..	76	243
	Mahim	93	..	18	6	..	45	167
	Worli	4	242	1	12	2	..	70	..	2	..	1	2	346
	Harbour, Docks	5	1	1	1	..	2	..	1	11
	Railways and Unknown	4	4
Total		65	2,669	31	249	61	..	43	1,479	76	29	4	7	4,713

TABLE of Cases treated at all the Municipal Dispensaries during 1930.

Description of Disease or Injury.	January.	February.	March.	April.	May.	June.	July.	August.	September.	October.	November.	December.	Total.
Measles	4	5	10	6	2	...	2	1	30
Whooping Cough	1	4	16	9	3	2	1	6	2	44
Dengue	1	...	1	3
Influenza	92	78	121	149	144	154	314	248	252	257	171	146	2,126
Dysentery	139	86	89	108	167	66	316	363	196	173	92	88	1,943
Diarrhoea	110	92	104	146	139	119	357	348	175	163	142	167	2,002
Malarial Fevers	300	207	272	240	226	159	392	395	579	812	410	418	4,210
Fever not defined	577	648	821	712	790	696	1,045	1,229	1,441	1,579	1,368	924	11,830
Bronchitis	685	600	757	781	818	831	1,113	946	1,053	1,250	1,120	931	10,880
Pneumonia	25	26	25	24	18	45	33	28	17	14	18	19	286
Diseases of the Teeth	219	163	183	210	235	206	238	202	191	225	210	205	2,493
Ophthalmia	34	18	53	61	95	61	83	74	59	71	57	61	727
Corneal Ulcer	13	8	16	14	23	34	34	27	31	28	8	5	243
Ringworm	161	130	167	152	283	214	296	277	268	314	249	209	2,720
Scabies	666	635	636	554	413	413	636	679	685	663	637	694	7,313
All other Diseases and injuries	2,771	2,466	2,844	3,061	3,044	2,750	3,588	3,381	3,198	3,426	2,962	2,448	36,254
Total New Cases	5,798	5,191	6,119	6,287	6,395	5,750	8,448	8,197	8,140	8,975	7,444	6,418	83,162

Note :—This Table does not include the number of patients treated at the two Dispensaries for Tuberculosis (see p. 22) and at those for Women and Children (see p. 39).

TABLE of DEATHS from All Causes by Sections and Age-periods in 1930

Ward.	SECTION.	3	4	5	6	7	8	9	10	11	12	13	14			15	16	
		Under 1 year.	1 to 5 years.	5 to 10 years.	10 to 15 years.	15 to 20 years.	20 to 30 years.	30 to 40 years.	40 to 50 years.	50 to 60 years.	60 years and upwards.	Age Un-specified.	Total Deaths.			Number of Deaths among Males to 100 Deaths among Females.	Ratio of Deaths per 1,000 of Population.	
		No'es.	Females	Persons	1930.	Mean during the previous 5 years.												
A	Upper Colaba	14	6	1	1	1	10	8	2	6	4	...	33	30	53	165	14.2	21.8
	Middle and Lower Colaba	85	57	12	11	9	41	47	32	23	40	...	199	148	347	184	17.2	17.7
	Fort, South	3	4	1	13	7	3	5	1	...	31	6	37	61.7	8.1	10.6
	Fort, North	148	100	16	8	27	70	62	46	28	89	...	345	249	594	198	17.4	17.5
B	Esplanade	75	52	17	7	13	41	45	41	18	28	...	199	188	337	144	21.8	22.8
	Mandvi	221	116	14	18	43	92	72	58	35	75	...	383	358	741	107	17.7	18.3
	Chukla	117	59	10	10	15	46	40	30	27	70	...	239	185	424	129	18.6	22.1
	Umarkhadi	315	231	36	27	45	153	148	96	87	174	...	680	632	1,312	107	27.4	29.4
C	Dongri	98	76	18	4	10	36	43	25	21	30	...	207	152	359	136	17.4	20.2
	Market	170	100	22	11	32	56	50	46	37	58	...	336	246	582	186	15.3	15.5
	Dhobi Talao	227	146	29	16	31	71	87	64	61	108	...	474	366	840	129	19.0	21.1
	Fanswadi	148	112	10	12	18	44	50	44	22	76	...	275	261	536	105	16.9	20.9
	Bhuleshwar	222	190	20	21	31	100	75	63	66	117	...	476	429	905	111	26.3	25.9
	Khars Talao	163	108	15	10	17	77	52	55	34	69	...	307	291	598	105	24.6	26.6
D	Kumbharwada	215	142	29	9	20	72	62	51	40	57	...	373	325	698	115	19.8	19.3
	Khetwadi	238	126	30	9	45	97	91	60	62	116	...	470	404	874	116	19.8	20.2
	Girvaum	227	117	22	15	33	75	74	54	56	91	...	397	369	766	107	19.6	20.5
	Chowpati	72	39	6	9	9	29	26	22	14	57	...	148	135	283	110	17.7	19.0
E	Walakeshwar	70	54	4	5	5	35	29	26	23	62	...	156	142	298	110	15.1	13.2
	Mahalakshmi	197	122	19	12	25	66	77	55	58	119	...	418	332	750	126	16.1	19.8
	Masagon	271	175	32	20	27	106	90	75	45	91	...	511	421	932	131	22.9	24.0
	Tarwadi	364	204	35	18	29	118	124	76	48	115	...	637	494	1,131	129	23.5	24.1
	2nd Nagpada	189	129	28	20	25	83	74	56	43	97	...	408	341	744	118	31.2	30.9
	Kamathipura	356	310	53	28	43	118	120	77	74	136	...	672	643	1,315	104	26.7	25.7
F	Tardeo	256	216	34	16	26	98	64	61	62	102	...	508	427	935	119	27.2	26.2
	Byculla	817	487	71	44	82	259	223	146	143	262	...	1,321	1,213	2,534	109	25.2	26.5
	1st Nagpada	40	20	3	..	4	16	18	13	10	16	...	88	52	140	169	16.7	21.8
	Parel	831	221	29	23	44	152	150	91	84	158	...	713	570	1,283	125	18.6	20.6
G	Sewri	188	125	21	17	26	71	86	40	27	66	...	350	317	667	110	19.3	22.7
	Ston	485	345	65	23	43	162	133	109	101	188	...	891	768	1,654	117	22.9	21.8
	Mahim	859	296	36	24	43	132	119	88	67	174	...	735	601	1,336	122	22.7	25.5
G	Worli	779	616	105	42	83	329	311	188	183	355	...	1,588	1,380	2,968	115	31.5	23.3
	Harbour, Docks, Railway and Unknown	50	11	7	6	84	111	142	106	60	53	...	444	135	579	329	15.3	18.7
Total		7,506	5,090	849	496	937	2,979	2,799	1,987	1,875	3,234	...	15,007	12,545	27,552	120	21.2	21.6

TABLE of DEATHS by Race, Sex and Age in 1930.

RACE OR CASTE.	Under 7 days		1 to 4 weeks.		4 weeks to 6 months.		6 to 12 months.		1 to 2 years.		2 to 5 years.		5 to 10 years.		10 to 15 years.		15 to 20 years.		20 to 30 years.		30 to 40 years.		40 to 50 years.		50 to 60 years.		60 years and over.		All ages.			
	Male.	Female.	Male.	Female.	Male.	Female.	Male.	Female.	Male.	Female.	Male.	Female.	Male.	Female.	Male.	Female.	Male.	Female.	Male.	Female.	Male.	Female.	Male.	Female.	Male.	Female.	Male.	Female.	Male.	Female.	Persons	
Jains	23	19	10	7	30	32	38	58	40	56	25	24	8	9	13	7	11	20	34	30	29	13	32	5	24	11	21	20	338	311	649	
Brahmins	38	28	17	15	64	35	82	97	67	68	29	43	18	15	8	6	27	39	99	69	76	42	46	29	48	21	67	55	686	562	1,248	
Liugayats	19	11	7	5	15	8	18	10	18	25	15	17	9	5	2	6	1	9	10	16	6	4	5	7	8	8	13	10	146	136	282	
Bhatias	88	3	2	...	10	6	12	8	4	7	1	4	2	3	...	1	1	5	4	15	6	7	7	5	7	2	16	20	80	86	166	
Banias	17	8	9	11	27	20	40	44	29	26	10	17	6	15	4	8	6	18	17	33	27	14	25	6	21	9	24	16	260	245	505	
Hindus (Other Castes)	450	313	220	224	478	384	567	606	596	624	418	472	172	199	88	114	208	218	767	614	930	469	659	290	446	239	641	680	6,666	5,446	12,112	
Hindus (Low Castes)	132	90	98	83	242	172	277	243	350	334	284	319	62	73	34	39	40	48	142	176	157	134	94	63	92	71	147	184	2,151	2,031	4,182	
Mussalmans	148	104	87	60	235	170	244	237	215	234	201	228	73	103	45	76	68	133	369	374	406	238	320	161	292	104	459	385	3,162	2,547	5,709	
Parsees	18	12	2	3	17	14	27	21	20	21	17	9	14	10	2	3	8	7	25	18	33	30	55	35	75	54	169	149	482	386	868	
Jews	3	4	1	2	3	9	3	5	7	9	10	9	7	2	...	3	3	4	4	6	8	6	7	4	5	7	19	20	80	90	170	
Indian Christians	52	88	53	53	104	103	67	48	37	44	34	35	23	13	17	14	29	24	82	61	76	44	78	26	72	34	71	60	795	597	1,392	
Anglo-Indians	5	1	...	2	5	2	5	7	2	4	3	1	1	1	2	...	2	3	3	2	7	7	12	1	12	2	6	8	65	41	106	
Europeans	1	2	2	...	2	2	3	1	2	2	3	1	3	3	1	7	2	13	10	13	2	8	6	9	14	61	50	111	
Negro-Africans	1	1	...	1	1	2	3
Buddhists	1	2	1	1	1	6	1	1	...	2	...	1	...	13	4	17
Unknown	18	11	1	...	2	21	11	32
Total { Male	932		507		1,236		1,380		1,387		1,075		597		216		403		1,563		1,779		1,352		1,112		1,663		15,007			
Female	643		465		957		1,383		1,448		1,180		452		280		529		1,416		1,020		635		563		1,571		12,545			
Persons	1,575		972		2,193		2,768		2,835		2,255		849		496		937		2,979		2,799		1,987		1,675		3,234		27,552			

DEATHS from Certain Causes by Months in 1930.

Cause of Death.	January.	February.	March.	April.	May.	June.	July.	August.	September.	October.	November.	December.	Total.
Cholera	8	5	21	2	4	40
Small-pox	188	307	541	361	192	89	36	11	1	1	1,677
Measles	15	23	40	18	16	10	4	3	4	1	1	1	126
Plague...	2	4	9	7	2	1	...	2	2	29
Malaria	25	10	16	15	10	6	12	13	21	24	23	20	195
Ague and Remittent Fever	137	153	148	109	131	147	136	134	120	123	100	103	1,541
Enteric Fever	9	10	8	18	15	20	12	20	19	31	18	8	188
Fever not defined	14	7	11	16	20	21	22	33	20	21	11	18	214
Diarrhoea and Enteritis	59	50	52	76	73	82	139	173	95	74	40	70	983
Dysentery	26	37	17	23	20	28	49	106	32	36	34	29	487
Tuberculous Diseases	125	137	105	113	107	121	127	133	126	123	117	116	1,450
Influenza	6	3	9	7	3	7	8	8	10	7	4	8	75
Respiratory Diseases	890	924	1,079	953	896	838	834	789	650	670	561	619	9,703
Injuries	74	62	73	51	65	46	53	50	58	71	38	64	705
All other causes	822	800	887	831	798	810	865	886	844	921	804	861	10,129
Total	2,340	2,525	2,990	2,600	2,353	2,227	2,298	2,367	2,057	2,125	1,753	1,917	27,552

TABLE of DEATHS by Causes

Wards.	SECTIONS.	1	2	3	4	5	6	7	8	9	10	11	12	13	14	15	16	17	18	19	20	21
		Enteric Fever (1).	Small-pox (6)	Measles (7).	Scarlet Fever (8).	Whooping Cough (9).	Diphtheria and Croup (10).	Influenza (11).	Encephalitis Lethargica (22).	Meningococcal Meningitis (24).	Tuberculosis of Respiratory System (31).	Other Tuberculous Diseases (32-37).	Cancer, Malignant Disease (43-49).	Rheumatic Fever (51).	Diabetes (57).	Cerebral Hemorrhage (74, 75a).	Heart Disease (87-90).	Arterio-Sclerosis (91b).	Bronchitis (99).	Pneumonia (all forms) (100-101).	Other Respiratory Diseases (97, 98, 102-107).	Ulcer of Stomach or Duodenum (111).
A	Upper Colaba ...	1	2	1	1	1	2	...	1	13	6	...
	Middle and Lower Colaba, Fort, South ...	9	11	2	1	...	11	4	3	...	1	7	6	2	5	96	14	1
	Fort, North ...	4	4	2	1	2	...	1	9	1	...
	Esplanade ...	7	56	2	3	41	3	7	1	4	8	9	...	11	157	50	1
B	Mandvi ...	1	22	1	2	24	5	2	1	...	4	2	...	5	108	14	...
	Chukla ...	5	37	3	...	1	2	3	43	5	1	1	1	2	6	...	11	274	37	...
	Umarchadi ...	2	9	4	2	24	5	...	2	2	1	2	...	14	130	12	1
	Dongri ...	2	30	1	...	1	1	5	95	13	13	1	2	4	8	...	18	435	93	1
C	Market ...	3	6	2	15	4	2	...	1	4	5	...	9	144	11	...
	Dhobi Talao ...	8	52	2	2	24	5	3	...	2	4	7	...	34	166	13	...
	Fanaswadi ...	14	51	7	...	2	1	4	52	9	8	1	...	5	19	...	44	119	7	2
	Bhuleswar ...	5	36	1	3	1	...	24	8	3	1	3	5	8	...	27	137	10	...
D	Khara Talao ...	7	64	4	1	54	6	8	2	1	3	6	...	63	240	44	...
	Kumbharwada ...	1	86	1	1	2	...	1	45	10	1	1	3	1	5	...	45	163	31	...
	Khetwadi	78	2	1	37	3	4	4	4	...	29	324	21	...
	Girgaum ...	8	33	2	1	6	1	...	61	5	10	2	7	10	11	...	41	229	26	2
E	Chowpati ...	13	31	1	5	55	5	3	...	4	10	9	...	46	206	13	2
	Walkeshwar ...	2	9	2	2	...	1	21	2	3	1	3	3	6	...	12	64	7	...
	Mahalakshmi ...	4	8	1	1	12	2	8	1	2	2	9	...	7	69	11	...
	Mazagon ...	6	24	3	1	5	48	1	10	1	2	7	18	1	61	208	29	...
F	Tarwadi ...	4	90	8	30	2	8	...	1	5	8	...	28	329	36	...
	2nd Nagpada ...	11	74	9	1	2	45	7	5	1	3	8	5	...	28	391	44	1
	Kamathipura ...	1	54	1	1	1	64	3	1	1	5	1	21	208	30	...
	Tardeo ...	4	161	12	2	1	75	8	7	1	4	...	8	423	80	1
G	Byculla ...	4	72	4	3	19	7	7	1	2	5	10	...	15	284	43	...
	1st Nagpada ...	5	152	7	1	4	...	1	76	14	12	2	2	9	13	1	62	792	120	...
	Parel	2	1	9	...	2	1	2	2	1	...	2	44	3	...
	Sewri ...	7	107	7	...	1	...	6	...	1	43	7	10	...	1	9	8	...	69	321	55	3
H	Stion ...	2	41	14	2	1	27	173	15	...
	Mahim ...	17	78	8	3	...	2	...	56	14	11	3	3	9	16	...	21	362	41	1
	Worli ...	11	66	12	2	3	30	8	5	1	8	8	16	...	61	314	31	...
	Harbour, Docks, Railways and Unknown.	9	179	27	1	5	...	1	47	7	6	...	2	8	13	...	169	771	59	2
TOTAL	11	4	1	2	1	...	63	14	16	...	8	6	18	...	6	79	10	1	
	188	1,677	136	...	5	20	75	7	6	1,266	184	177	25	64	156	259	5	990	7,717	996	19	

and Sections in 1930.

		22	23	24	25	26	27	28	29	30	31											32		
		Diarrhoea and Enteritis (115-114).	Appendicitis (117).	Cirrhosis of Liver (122).	Acute and Chronic Nephritis (128-129).	Puerperal Sepsis (146).	Other accidents and Diseases of Pregnancy and Parturition (143-145, 147-165).	Congenital Debility and Malformation, Premature Birth (159-161).	Suicide (165-174).	Other deaths from Violence (175-203).	OTHER DEFINED DISEASES.											Causes ill-defined or unknown (204-206).	Still-born.	TOTAL.
										A	B	C	CC	D	E	F	G	H	K					
										Plague (17).	Kala-Azar (24A)	Malaria (2a & b)	Ague and Remittent Fever (50).	Relapsing Fever (3).	Fever not defined (205: 2a)	Cholera (14).	Dysentery (16)	Leprosy (20).	Other Defined Diseases.					
1	...	1	2	3	1	7	2	7	53		
8	1	2	2	1	49	1	14	5	...	1	...	8	...	13	1	60	7	33	847			
2	1	1	2	6	1	3	37			
21	1	1	5	2	2	51	7	12	1	...	7	8	...	1	...	7	...	117	11	38	594			
12	2	1	4	1	1	31	...	9	5	5	1	13	...	56	5	12	387			
12	1	1	1	3	5	55	1	23	8	...	3	27	...	8	...	14	...	146	10	50	741			
9	5	4	2	35	...	8	1	...	1	18	...	7	1	4	...	120	9	34	424			
33	2	...	9	6	4	97	4	25	5	44	...	6	2	10	...	340	12	82	1,312			
9	2	1	1	37	3	9	1	3	...	8	...	4	...	77	3	32	359			
17	...	1	5	2	3	53	2	16	1	...	5	5	...	4	1	4	...	140	12	48	582			
29	1	2	33	3	3	86	2	26	1	...	6	10	...	9	...	12	...	192	20	64	840			
17	...	2	7	1	4	36	1	9	2	13	...	2	1	9	...	156	10	44	536			
30	1	...	5	2	8	63	...	17	1	29	...	2	...	10	...	226	13	49	905			
22	1	2	3	...	5	49	1	8	1	...	2	8	...	2	...	6	...	137	4	40	598			
11	...	2	2	...	2	67	5	16	2	83	...	2	2	8	...	139	9	43	698			
22	4	2	9	3	8	71	7	19	6	33	...	5	1	19	...	193	17	81	874			
12	2	8	5	2	9	60	1	17	5	27	...	10	...	12	...	184	15	74	766			
10	...	2	4	2	2	22	1	4	1	...	2	6	...	4	...	5	...	75	5	33	283			
C	...	2	5	4	2	34	4	9	2	7	...	1	...	10	...	71	4	28	298			
18	...	5	15	2	2	84	2	19	4	26	...	6	...	6	...	153	8	64	750			
35	1	1	7	1	5	76	1	16	5	...	18	59	...	3	...	13	...	136	6	65	932			
41	1	6	10	2	3	118	1	16	1	...	20	77	...	4	3	13	1	164	15	75	1,131			
87	2	3	2	60	1	12	6	29	...	2	186	6	57	744			
31	2	2	8	7	5	160	2	23	1	...	9	34	...	3	4	14	...	219	14	65	1,315			
17	2	...	6	1	4	72	2	15	7	35	...	3	1	6	...	275	13	51	985			
94	1	6	11	2	12	364	1	32	3	...	5	182	...	16	15	30	...	462	25	169	2,534			
11	5	1	...	11	3	2	1	1	4	...	52	1	14	140			
51	...	8	11	1	2	118	6	17	1	...	13	106	...	13	2	39	...	214	26	121	1,283			
39	...	1	2	1	1	89	2	18	2	105	...	8	1	19	...	96	8	43	667			
124	1	2	11	179	4	38	1	...	9	192	...	66	3	52	24	286	17	120	1,654			
42	2	9	7	5	4	161	2	24	13	156	...	17	...	48	...	256	15	88	1,336			
43	...	24	14	10	11	379	7	44	1	...	26	267	...	7	2	55	...	647	25	299	2,968			
17	2	2	10	...	3	21	9	100	1	...	8	1	...	23	...	114	29	67	579			
983	30	90	225	73	116	2,796	83	622	29	...	195	1,541	...	214	40	437	26	5,653	377	2,013	27,552			

COMPARATIVE TABLE of BIRTHS and DEATHS from some of the PRINCIPAL CAUSES during 1930 and the preceding 10 years.

YEAR.	Births (excluding still-born.)		Total Deaths		Plague.		Small-pox.		Measles.		Cholera.		Influenza.		Enteric Fever.		Malaria.		Ague and Remittent Fever.		Tuberculosis.		Diarrhoea, Enteritis and Dysentery.		Respiratory Diseases.		Deaths under 1 year.		Deaths of Children (1 to 5 years.)		Still-born.
	No. Registered.	Rate per 1,000.	No. Registered.	Rate per 1,000.	No. Registered.	Rate per 1,000.	No. Registered.	Rate per 1,000.	No. Registered.	Rate per 1,000.	No. Registered.	Rate per 1,000.	No. Registered.	Rate per 1,000.	No. Registered.	Rate per 1,000.	No. Registered.	Rate per 1,000.	No. Registered.	Rate per 1,000.	No. Registered.	Rate per 1,000.	No. Registered.	Rate per 1,000.	No. Registered.	Rate per 1,000.	No. Registered.	Rate per 1,000.	No. Registered.	Per cent. of total Deaths.	
1920 ...	19,731	20.1	45,839	46.8	282	0.3	294	0.3	118	0.1	119	0.1	1,605	1.6	157	0.2	311	0.3	8,216	8.8	1,841	1.9	3,571	3.6	18,787	19.1	10,896	552.2	5,675	12.6	1,878
1921 ...	19,125	16.3	58,609	45.6	811	0.7	406	0.3	201	0.2	70	0.1	1,389	1.2	152	0.1	545	0.5	4,284	3.6	1,614	1.4	4,957	4.2	21,982	18.7	12,751	666.7	7,397	13.8	2,062
1922 ...	20,452	17.0	37,297	31.1	632	0.5	61	0.1	22	0.0	15	0.0	528	0.4	123	0.1	485	0.4	2,703	2.2	1,473	1.2	3,729	3.1	13,614	11.3	8,236	402.7	4,874	13.1	1,916
1923 ..	20,995	17.2	37,959	31.1	1,329	1.1	479	0.4	142	0.1	189	0.1	250	0.2	137	0.1	403	0.3	2,692	2.2	1,371	1.1	3,305	2.7	14,099	11.5	8,632	411.1	5,240	13.8	1,942
1924 ...	21,838	17.6	38,774	31.3	409	0.3	1,242	1.0	199	0.2	34	0.0	118	0.1	172	0.1	488	0.4	2,879	2.2	1,568	1.3	3,569	2.9	14,410	11.6	9,156	419.3	6,019	15.5	1,821
1925 ...	20,268	16.1	31,968	25.4	174	0.1	570	0.4	152	0.1	12	0.0	94	0.1	156	0.1	581	0.5	2,337	1.8	1,404	1.1	2,504	2.0	12,151	9.6	7,212	355.8	4,994	15.6	1,716
1926 ...	21,068	16.5	31,991	25.0	56	0.0	480	0.4	136	0.1	5	0.0	90	0.1	185	0.1	635	0.5	2,904	1.6	1,755	1.4	2,332	1.8	11,901	9.3	8,200	369.2	5,343	16.7	1,676
1927 ...	21,685	16.7	27,633	21.3	207	0.2	842	0.6	96	0.1	82	0.1	79	0.1	146	0.1	365	0.2	1,633	1.2	1,748	1.3	1,483	1.1	9,949	7.6	6,857	316.2	4,275	15.5	1,780
1928 ...	24,017	18.5	27,312	21.0	257	0.2	597	0.4	86	0.1	34	0.0	79	0.1	187	0.1	295	0.2	1,431	1.1	1,764	1.3	1,167	0.9	10,468	8.1	7,468	310.9	4,060	14.7	1,826
1929 ..	24,220	18.6	26,555	20.4	29	0.0	1,135	0.9	118	0.1	8	0.0	63	0.0	170	0.1	216	0.2	1,540	1.2	1,520	1.2	1,226	0.9	9,550	7.4	7,225	298.3	4,607	17.4	1,860
Average of 1920-1929.	21,340	17.4	35,894	39.4	419	0.3	611	0.5	126	0.1	57	0.0	429	0.4	148	0.1	432	0.4	2,447	2.0	1,606	1.3	2,784	2.3	13,686	11.2	8,663	406.0	5,248	14.6	1,850
Average of 1925-1929.	22,252	17.3	29,092	32.6	145	0.1	725	0.6	117	0.1	28	0.0	81	0.1	149	0.1	418	0.3	1,789	1.4	1,638	1.3	1,743	1.4	10,804	8.4	7,892	332.2	4,656	16.0	1,772
1930 ...	25,329	19.5	27,552	21.2	29	0.00	1,677	1.3	138	0.1	40	0.0	75	0.1	188	0.1	195	0.2	1,541	1.2	1,450	1.1	1,470	1.1	9,703	7.5	7,506	296.3	5,090	18.5	2,013

Table No. 11.

TABLE OF DEATHS BY CAUSES IN 1930.

Note.—The Nomenclature and the classification numbers in this Table are in accordance with the 1926 Edition of the Manual of the International List of Causes of Deaths as adapted for use in England and Wales, Scotland and Northern Ireland.

Classification No.	Specific Causes of Death.	Number of Deaths.
GENERAL DISEASES.		
I.—EPIDEMIC, ENDEMIC AND INFECTIOUS DISEASES.		
1	Enteric fever	188
2	Typhus fever
3	Relapsing fever ("Spirillum Obermeieri")
4	Mediterranean fever
5 : a : b	Malaria	195
5 : c	Remittent fever	1,541
6	Small-pox	1,677
7	Measles	136
8	Scarlet fever
9	Whooping cough	5
10	Diphtheria	20
11	Influenza... ..	75
12	Miliary fever
13	Mumps	1
14	Asiatic Cholera	40
15	<i>Cholera nostras</i> *
16	Dysentery	487
17	Plague	29
18	Yellow fever
19	Spirochætosis ictero-hæmorrhagica
20	Leprosy	26
21	Erysipelas	16
22 : 1	Acute poliomyelitis	3
22 : 2	Acute polioencephalitis	1
23	Encephalitis lethargica	7
24	Meningococcal meningitis	6
24 A	Kala Azar

* No deaths are classified under this Head which is applicable only to Great Britain.

Table No. 11—contd.
TABLE of DEATHS by Causes in 1930—contd.

Classification No.	Specific Causes of Death.	Number of Deaths.
	I.—EPIDEMIC, ENDEMIC AND INFECTIOUS DISEASES—contd.	
25 : b	Other epidemic and endemic diseases	17
26	Glanders
27	Anthrax
28	Rabies	9
29	Tetanus	119
30 : 1	Actinomycosis
30 : 2 : a	Sprue	138
30 : 2 : b	Other mycoses
31	Tuberculosis of the Respiratory system	1,266
32	Tuberculosis of central nervous system	30
33	Tuberculosis of intestines and peritoneum	62
34	Tuberculosis of vertebral column	10
35	Tuberculosis of joints	11
36	Tuberculosis of other organs	42
37	Disseminated tuberculosis	9
38	Syphilis	34
39	Soft chancre	2
40 : 1	Gonococcal infection (ophthalmia excepted)	1
40 : 2	Gonorrhœal or purulent ophthalmia
41	Purulent infection, Septicæmia	158
42 : 1	Vaccinia
42 : 2	Other general diseases	1
	II.—GENERAL DISEASES (not included in I).	
43	Cancer of the Buccal cavity	74
44	Cancer of the Pharynx, œsophagus, stomach, liver and annexa	45
45	Cancer of the peritoneum, intestines and rectum	15
46	Cancer of the Female genital organs	12
47	Cancer of the Breast	7
48	Cancer of the Skin	6
49	Cancer of the Other or unspecified organs	78

Table No. II—contd.
TABLE of DEATHS by Causes in 1930—contd.

Classification No.	Specific Causes of Death.	Number of Deaths.
	II.—GENERAL DISEASES—contd.	
50	Tumours not returned as malignant (brain and female genital organs excepted)	5
51	Rheumatic fever	25
52 : 1	Chronic Rheumatism, chronic arthritis... ..	3
52 : 2	Rheumatoid arthritis, osteo-arthritis	2
52 : 3	Gout	1
53	Scurvy	1
54	Pellagra...
55	Beri-beri
56	Rickets	947
57	Diabetes	64
58 : a	Pernicious anæmia	95
58 : b	Other anæmias and chlorosis	675
59	Disease of pituitary gland
60 : a	Exophthalmic goitrê	1
60 : b : 1	Myxœdema
60 : b : 2.	Cretinism
60 : b : 3.	Other diseases of the thyroid gland	2
61 : 1	Tetany	1
61 : 2	Other diseases of the parathyroid glands
62	Diseases of the thymus	2
63	Diseases of the adrenals
64	Diseases of the spleen	1
65 : a	Leukæmia	3
65 : b	Lymphadenoma	2
66	Alcoholism (acute or chronic)	2
67 : 1	Occupational lead poisoning
67 : 2	Other chronic poisoning by mineral substances
68	Chronic poisoning by organic substances
69 : 1	Purpura	3

Table No. 11—contd.
TABLE of DEATHS by Causes in 1930—contd.

Classification No.	Specific Causes of Death.	Number of Deaths.
II.—GENERAL DISEASES—contd.		
69 : 2	Hæmophilia	3
69 : 3	Other general diseases	7
III.—DISEASES OF THE NERVOUS SYSTEM AND SENSE ORGANS.		
70	Encephalitis	9
70 : 1	Cerebral abscess	4
70 : 2	Other forms of Encephalitis	8
71	Meningitis	76
72	Tabes dorsalis (locomotor ataxy)	2
73	Other diseases of the spinal cord	9
74 : a : 1	Cerebral Hæmorrhage so returned	56
74 : a : 2	Apoplexy (lesion unstated)	18
74 : b : 1	Cerebral embolism
74 : b : 2	Cerebral thrombosis	12
75 : a	Hemiplegia of unstated origin	70
75 : b	Other forms of paralysis of unstated origin	46
76	General paralysis of the insane
77	Other forms of insanity	2
78	Epilepsy	15
79	Convulsions (non-puerperal, 5 years and over)	6
80	Infantile convulsions (under 5 years of age)	706
81	Chorea
82 : 1	Hysteria, Neuralgia	1
82 : 2	Neuritis	1
83	Cerebral softening
84 : 1	Idiocy, Imbecility
84 : 2	Cerebral tumour	12
84 : 3	Disseminated sclerosis	1
84 : 4	Paralysis agitans	3
84 : 5	Other diseases of the Nervous System	7

Table No. 11—contd.
TABLE of DEATHS by Causes in 1930—contd.

Classification No.	Specific Causes of Death.	Number of Deaths.
III.—DISEASES OF THE NERVOUS SYSTEM AND SENSE ORGANS—contd.		
85	Diseases of the eye and annexa	4
86 : 1	Diseases of the mastoid sinus	7
86 : 2	Other diseases of the ear	4
IV.—DISEASES OF THE CIRCULATORY SYSTEM.		
87	Pericarditis	6
88 : 1—2	Acute endocarditis	18
88 : 3	Acute myocarditis	5
89	Angina pectoris	50
90 : 1—4	Valvular Heart Disease	58
90 : 5	Fatty Heart	5
90 : 6	Dilatation of heart (cause unspecified)	29
90 : 7	Other or unspecified myocardial disease	22
90 : 8	Disordered action of the heart	8
90 : 9	Heart disease (unspecified)	58
91 : a	Aneurysm of the Arteries	22
91 : b : 1	Arterio-sclerosis with cerebral vascular lesion	5
91 : b : 2	Arterio-sclerosis without record of cerebral vascular lesion
91 : c	Other diseases of the arteries	1
92	Embolism and Thrombosis (not cerebral)	9
93	Diseases of the veins	8
94	Diseases of the lymphatic system	3
95	Hæmorrhage without stated cause	3
96	Other diseases of the circulatory system	6
V.—DISEASES OF THE RESPIRATORY SYSTEM.		
97	Diseases of the nasal fossæ and annexa...
98	Disease of the larynx	4
99 : a	Acute bronchitis	45
99 : b	Chronic bronchitis	584
99 : c	Bronchitis not defined	361

Table No. 11—contd.
TABLE of DEATHS by Causes in 1930—contd.

Classification No.	Specific Causes of Death.	Number of Deaths.
V.—DISEASES OF THE RESPIRATORY SYSTEM—contd.		
100	Broncho-pneumonia	4,763
101 : a	Lobar Pneumonia	308
101 : b	Pneumonia (not otherwise defined)	2,646
102 : 1	Empyema	17
102 : 2	Other pleurisy	23
103	Congestion and hæmorrhagic infarct of lung	60
104	Gangrene of the lung	4
105	Asthma	867
106	Pulmonary emphysema	7
107	Other diseases of the respiratory system	14
VI.—DISEASES OF THE DIGESTIVE SYSTEM.		
108 : 1	Diseases of the teeth and gums	4
108 : 2	Ludwig's angina	1
108 : 3	Other diseases of the buccal cavity	2
109 : 1	Tonsillitis, Adenoid vegetations	13
109 : 2	Other diseases of the pharynx
110	Diseases of the œsophagus	3
111	Ulcer of the stomach or duodenum	13
112	Other diseases of the stomach	19
113, 114	Diarrhœa and enteritis	983
115	Ankylostomiasis	2
116	Diseases due to other intestinal parasites	12
117	Appendicitis	30
118 : a	Hernia	15
118 : b	Intestinal obstruction	42
119	Other diseases of the intestines	21
120	Acute yellow atrophy of the liver	5
121	Hydatid tumour of the liver
122	Cirrhosis of the liver	90

Table No. 11—contd.
TABLE of DEATHS by Causes in 1930—contd.

Classification No.	Specific Causes of Death	Number of Deaths.
VI.—DISEASES OF THE DIGESTIVE SYSTEM—contd.		
123	Biliary calculi	4
124: a	Abscess of the liver	29
124: b	Other diseases of the liver	117
125	Diseases of the pancreas	1
126	Peritonitis without stated cause	56
127	Other diseases of the digestive system	2
VII.—NON-VENEREAL DISEASES OF THE GENITO-URINARY SYSTEM AND ANNEXA.		
128	Acute nephritis (including unspecified under 10 years of age) .	15
129	Chronic nephritis („ „ over „ „) .	210
130	Chyluria
131	Other diseases of the kidney and annexa	22
132	Calculi of the urinary passages	6
133: 1	Cystitis	12
133: 2	Other diseases of the bladder
134: a	Stricture of the urethra	3
134: b	Other diseases of the urethra	9
135	Diseases of the prostate	11
136	Non-venereal diseases of the male genital organs	6
137	Cysts, and other tumour of the ovary not returned as malignant	5
138: 1	Salpingitis	5
138: 2	Pelvic abscess in females	2
139	Tumours of the uterus not returned as malignant	1
140	Non-puerperal uterine hæmorrhage	1
141	Other diseases of the female genital organs	1
142	Non-puerperal diseases of the breast	1
VIII.—THE PUERPERAL STATE.		
143	Accidents of pregnancy	20
144	Puerperal hæmorrhage	19

Table No. 11—contd.
TABLE of DEATHS by Causes in 1930—contd.

Classification No.	Specific Causes of Death.	Number of Deaths.
VIII.—THE PUERPERAL STATE—contd.		
145	Other accidents of child-birth	47
146	Puerperal sepsis	73
147: 1	Puerperal phlegmasia alba dolens not returned as septic ...	1
147: 2	Puerperal embolism and sudden death	3
148	Puerperal albuminuria and convulsions	26
149	Child-birth not assignable to other headings (puerperal insanity)
150	Puerperal diseases of the breast
IX.—DISEASES OF THE SKIN AND CELLULAR TISSUE.		
151	Gangrene	18
152	Carbuncle, boil	3
153	Cellulitis, acute abscess	42
154	Other diseases of the skin and its annexa	14
X.—DISEASES OF THE BONES AND ORGANS OF LOCOMOTION.		
155: 1	Acute infective osteomyelitis and periostitis	6
155: 2	Other diseases of the bones	5
156	Diseases of the joints	8
157	Amputations	1
158	Other diseases of the organs of locomotion
XI.—CONGENITAL MALFORMATIONS.		
159	Congenital malformations	24
XII.—DISEASES OF EARLY INFANCY.		
160	Congenital debility, sclerema and icterus	2,213
161: 1	Premature birth	550
161: 2	Injury at birth	9
162: 1	Diseases of the umbilicus
162: 2	Atelectasis	44
162: 3	Other diseases peculiar to early infancy	6
163	Lack of care	1

Table No. 11—contd.
TABLE of DEATHS by Causes in 1930—contd.

Classification No.	Specific Causes of Death.	Number of Deaths.
	XIII.—OLD AGE.	
164: 1	Senile dementia
164: 2	Other forms of senile decay	1,845
	XIV.—EXTERNAL CAUSES.	
	<i>(a) Suicide. (165-174).</i>	
165, 166	By solid or liquid poisons and corrosive substances	50
167	By poisoning gas
168	By hanging or strangulation	5
169	By drowning	9
170	By firearms
171	By cutting or piercing instruments	2
172	By jumping from high place	3
173	By crushing	5
174	By other means	9
	<i>(b) Violent deaths excluding suicide and homicide. (175-196 ; 201-203).</i>	
175	Food poisoning	4
176	Poisoning by venomous animals	8
177	Other acute accidental poisoning (not by gas)	8
178	Conflagration
179	Accidental burns (conflagration excepted)	107
180	Accidental mechanical suffocation	2
181	Accidental absorption of irrespirable or poisonous gas
182	Accidental drowning	32
	<i>(c) Accidental injury.</i>	
183	By firearms	9
184	By cutting or piercing instruments
185	By fall	14
186	In mining and quarrying
187	By machinery	1
188	By other forms of crushing (road vehicles, on railways, etc.)	39

Table No. 11—concluded.

TABLE of DEATHS by Causes in 1930—concluded.

Classification No.	Specific Causes of Death.	Number of Deaths.
XIV.—EXTERNAL CAUSES— <i>contd.</i>		
(c) <i>Accidental injury—(contd.)</i>		
189	Injury by animals (poisoning by venomous animals excepted).	1
190	Wounds of War	...
191	Executions of civilians by belligerent armies	...
192	Hunger or thirst	24
193	Excessive cold	...
194	Excessive heat	4
195	Lightning	...
196	Electricity (lightning excepted)	2
(d) <i>Homicide. (197-199).</i>		
197	By firearms	...
198	By cutting or piercing instruments	44
199	By other means	8
200	Infanticide (under 1 year)	12
201	Fracture (cause not specified)	97
202 : 1	Execution	...
202 : 2	Other and unstated forms of accidental violence	162
203	Violent deaths of unstated nature	44
XV.—III-DEFINED DISEASES.		
204	Sudden death	4
205 : 1	Heart-failure (age 1-70)	237
205 : 2 : a	Fever not defined	214
205 : 2 : b	Other ill-defined causes	104
205 : 3	Cause not specified	32

TABLE of DEATHS among Infants by Causes, Months and Ages in 1930.

Cause of Deaths.	Total.	Months.												Ages.			
		January.	February.	March.	April.	May.	June.	July.	August.	September.	October.	November.	December.	Under 1 week.	1 to 4 weeks.	4 weeks to 6 months.	6 to 12 months.
5 A & B Malaria	13	1	1	1	1	2	1	...	3	1	2	...	2	3	8
5c Ague and Remittent Fever ...	130	16	13	15	11	11	15	15	11	6	9	3	7	...	2	52	76
6 Small-pox	449	27	66	145	112	54	30	13	2	7	162	280
7 Measles	41	5	2	16	6	7	3	1	..	1	2	11	28
8 Scarlet Fever
9 Whooping Cough	2	1	1	1	1
10 Diphtheria and Croup	1	1	1	...
11 Influenza	8	2	1	1	1	1	1	1	2	6
14 Cholera
16 Dysentery	39	1	1	...	1	1	...	8	17	9	..	1	...	1	2	5	31
17 Plague
24 Meningoccal Meningitis ...	1	1	...	1
31 Phthisis (Pulmonary Tuberculosis)	4	1	1	...	1	1	4
32-37 Other Tuberculosis Diseases ...	6	1	1	1	1	1	1	...	1	...	3	2
38 Syphilis	4	3	1	1	1	1
56 Rickets	233	13	16	17	24	26	17	27	23	20	19	15	17	...	8	50	180
80 Convulsions	626	42	43	60	70	44	59	66	45	47	48	49	54	88	120	279	139
99 Bronchitis	193	20	13	16	18	20	23	13	11	14	17	13	15	4	3	77	111
100-101 Pneumonia (all forms) ...	2,320	165	168	228	339	234	274	279	183	147	147	117	119	8	18	793	1,501
112-1 Gastritis
113-114 Diarrhoea and Enteritis ...	350	23	11	23	34	34	31	52	71	23	18	9	21	5	31	126	188
159-3 Congenital Malformation ...	2	1	1	...	1	1
166-1 Atrophy, Debility and Marasmus	550	44	60	47	28	38	43	45	51	53	57	42	47	482	66	2	...
161-1 Premature Birth	5	1	1	...	1	1	...	1	5
161-2 Injury at Birth	2,234	181	147	197	170	172	186	193	231	209	197	179	172	683	636	599	116
162-2 Atelectasis	7	1	1	...	1	1	2	1	5	...	1	1
180 Suffocation Over-Lying
205-2A Fever not defined	73	6	3	2	7	5	10	8	10	6	6	5	5	3	8	28	34
Other Causes	213	17	14	19	16	22	29	18	11	18	23	11	17	88	10	57	5
Total	7,506	567	530	788	740	368	722	739	669	556	547	450	482	1,575	972	2,193	2,733

TABLE of DEATHS by Causes of deaths by

Causes of Deaths.	Jains.		Brahmins.		Lingayats.		Bhatias.		Banias.		Hindus of other Caste.		Hindus, Low Caste.		Musulmans.	
	Male.	Female	Male.	Female	Male.	Female	Male.	Female	Male.	Female	Male.	Female	Male.	Female	Male.	Female
	1. Enteric	5	2	20	8	1	1	5	5	35	16	3	1	14
2. Small-pox	9	26	55	35	12	28	5	3	10	16	464	417	137	160	113	84
3. Measles	4	3	...	2	1	...	35	24	20	22	7	7
4. Scarlet Fever
5. Whooping Cough	1	...	1	1
6. Diphtheria	1	2	5	...	1	2	1
7. Influenza	5	2	4	1	1	...	12	11	...	1	7	7
8. Encephalitis Lethargica	1	1	1	1	...
9. Meningococcal Meningitis	1	...	1	1	...	1	1	1
10. Tuberculosis of Respiratory System.	8	6	23	29	1	3	8	12	7	12	311	242	30	34	217	201
11. Other Tuberculous Diseases	4	4	3	7	1	4	4	30	35	5	8	30	29
12. Cancer, Malignant Disease	2	1	10	2	1	2	1	25	17	6	2	28	3
13. Rheumatic Fever	2	1	...	3	2	3	3
14. Diabetes	3	...	6	1	2	1	12	4	10	1
15. Cerebral Haemorrhage	1	4	6	4	1	...	1	1	24	20	3	3	28	5
16. Heart Disease	5	1	11	3	2	...	5	...	51	22	3	4	34	9
17. Arterio-Sclerosis	1	1	...
18. Bronchitis	6	12	26	15	4	3	1	2	9	13	260	216	95	83	106	110
19. Pneumonia (all forms)	141	118	203	157	48	33	20	22	90	66	1,959	1,522	776	640	916	656
20. Other Respiratory Diseases	10	4	11	17	4	5	1	3	8	3	251	165	63	76	195	177
21. Ulcer of Stomach	1	1	...	8	...	1	...	2	...
22. Diarrhoea and Enteritis	12	10	15	18	4	5	3	3	7	5	204	164	93	75	98	75
23. Appendicitis	2	1	1	3	...	4	3	3	2
24. Cirrhosis of Liver	1	3	3	1	1	1	2	26	14	7	3	5	3
25. Acute and Chronic Nephritis	3	1	4	3	3	...	2	1	41	32	8	4	21	12
26. Puerperal Sepsis	2	...	6	...	3	...	1	...	1	...	30	...	11	...	17
27. Other Accidents and Diseases of Pregnancy and Parturition.	...	6	...	9	...	1	6	...	34	...	10	...	31
28. Congenital Debility and Malformation Premature Birth.	35	26	56	42	31	15	10	4	13	17	714	560	288	221	263	189
29. Suicide	2	1	1	1	1	1	2	...	36	12	3	8	6	1
30. Other Deaths from Violence	13	5	20	8	...	1	...	8	7	11	211	81	31	18	98	25
A. Plague	3	...	1	1	1	...	1	...	13	3	8	...
B. Kala Azar
C. Malaria	2	...	5	9	...	1	1	...	2	1	69	29	9	7	14	15
CC. Ague and Remittent Fever.	5	10	20	21	10	13	4	8	427	365	10	170	129	176
D. Relapsing Fever
E. Fever not defined	3	3	3	5	2	1	2	5	32	47	22	24	17	12
F. Cholera	15	3	11	...	5	...
G. Dysentery	4	...	19	10	1	...	8	...	4	4	135	88	30	31	60	28
H. Leprosy	1	12	9	1	...	1	...
K. Other defined Diseases	55	63	139	131	24	22	16	29	50	61	1,136	1,286	335	398	672	710
32. Causes ill-defined or unknown	2	1	12	9	1	...	3	...	8	1	103	46	11	15	57	22
Still born	24	21	46	41	14	5	12	8	24	20	524	402	162	106	224	161
Total. { Males	338	...	683	...	146	...	80	...	280	...	6,666	...	2,151	...	3,162	...
{ Females	311	...	562	...	136	...	86	...	245	...	5,446	...	2,031	...	2,547
{ Persons	649	...	1,248	...	282	...	166	...	525	...	12,112	...	4,182	...	5,709	...

Sex and Caste. Annual Report for 1930.

Parsees.		Jews.		Indian Christians.		Anglo-Indians.		Europeans.		Negro Africans.		Buddhist.		Other and unknown Caste.		All Races.			
Male.	Female.	Male.	Female.	Male.	Female.	Male.	Female.	Male.	Female.	Male.	Female.	Male.	Female.	Male.	Female.	Males.	Females.	Persons.	
9	14	3	...	21	10	2	1	5	2	123	65	188	
8	3	...	1	51	34	2	2	1	1	867	810	1,677	
1	2	4	2	1	1	73	63	136	
...	
...	1	1	3	2	5	
3	...	2	...	1	1	1	11	9	20	
9	6	1	...	5	3	44	31	75	
1	1	1	5	2	7	
...	3	3	6	
13	11	7	1	55	30	4	...	2	2	2	683	583	1,266		
4	1	1	2	7	8	1	1	90	94	184		
22	15	2	1	10	6	2	1	5	3	124	53	177		
4	5	...	1	1	12	13	25		
9	5	6	1	1	1	1	1	50	14	64		
19	13	1	1	11	10	...	2	...	3	90	66	156		
28	27	2	3	20	8	4	2	5	7	173	86	259		
1	1	1	4	1	5		
8	5	2	2	11	4	1	...	1	530	460	990		
56	54	23	19	154	114	14	6	4	3	1	...	2	4,405	3,912	7,717		
13	10	1	2	16	17	2	1	1	576	420	996		
2	...	1	...	3	19	...	19		
26	29	5	6	63	47	3	7	1	2	2	...	2	537	446	983		
1	2	4	2	2	20	10	30		
6	2	6	1	2	1	2	59	31	90		
23	19	2	4	15	14	1	1	1	2	3	132	98	225		
...	1	...	1	73	73		
...	3	12	...	1	...	2	116	116		
17	17	5	8	116	101	6	4	2	1	1	1	1,569	1,237	2,796		
5	2	3	...	1	...	2	62	21	83		
14	10	1	4	26	7	2	...	9	3	2	...	7	440	182	622		
...	1	1	1	23	6	29		
...	
10	3	1	1	17	7	3	2	...	3	117	28	195		
...	1	1	3	9	9	765	776	1,541		
...	
7	3	1	3	9	14	98	116	214		
1	1	32	8	40		
12	15	2	1	16	19	2	...	1	2	289	198	487		
1	1	15	10	26		
129	98	13	24	119	97	9	7	13	8	...	1	3	1	3	2,716	2,937	5,653		
15	13	3	2	21	13	2	1	1	2	...	1	8	4	247	130	377	
29	22	4	13	71	53	3	3	3	2	8	5	1,148	866	2,013	
482	...	80	...	795	...	65	...	61	...	1	...	13	...	21	...	15,007	
...	597	...	41	...	50	...	2	...	4	...	11	...	12,545
888	...	170	...	1,392	...	106	...	111	...	3	...	17	...	32	...	27,552	

TABLE showing by Race the Rate of Mortality per 1,000 of Population from different Causes of Deaths in 1930.

Race or Caste.	Small-pox.	Measles.	Plague.	Scarlet Fever.	Kala-Azar.	Enteric Fever.	Malaria.	Ague and Remittent Fever.	Relapsing Fever.	Influenza.	Cholera.	Diarhoea and Enteritis.	Dysentery.	Tuberculous Diseases.	Respiratory Diseases.	Accidents.	All other Causes.	Total.
Hindus, Low Caste	1.6	0.2	0.1	1.2	0.1	0.9	0.4	0.4	9.3	0.3	7.4	23.4
Hindus, of all other Castes	1.4	0.1	0.1	0.1	1.1	0.5	0.3	0.9	6.8	0.5	6.9	19.0
Hindus, all Caste	1.4	0.1	0.1	0.1	1.3	0.6	0.3	0.7	7.3	0.5	7.0	19.7
Muslimans	0.2	0.1	0.1	0.1	0.3	0.1	0.2	0.1	2.5	11.1	0.7	11.5	30.4
Parses	0.2	0.4	0.2	0.3	1.0	0.5	0.5	3.7	0.6	9.7	16.4
Jews	0.1	0.1	0.4	0.2	0.5	0.1	1.3	0.4	1.3	6.0	0.6	8.5	20.9
Christians	1.6	0.1	0.6	0.3	0.3	0.1	2.0	0.6	1.9	5.9	0.6	11.7	28.1
Anglo-Indians	0.8	0.4	0.6	0.9	1.9	0.4	0.9	4.5	0.6	9.7	21.0
Europeans	0.1	0.4	0.2	0.2	0.2	0.3	0.5	0.8	3.9	6.7
Buddhists	0.9	0.9	1.3	0.9	3.5	7.3
Other and Unknown Caste	35.9	220.3	288.1	542.4
TOTAL	1.3	0.1	0.1	0.1	1.2	0.7	0.4	1.1	7.5	0.5	7.9	21.2

Statement showing the number of Deaths by Causes in

Serial No.	HOSPITALS.	1	2	3	4	5	6	7	8	9	10	11	12	13	14	15	16	17	18	19	20
		Enteric Fever (1).	Small-pox (6).	Measles (7).	Scarlet Fever (8).	Whooping Cough (9).	Diphtheria and Croup (10).	Influenza (11).	Encephalitis Lethargica (23).	Meningococcal Meningitis (24).	Tuberculosis Respiratory System (31).	Other Tuberculous Diseases (32-37).	Cancer, Malignant Disease (45-49).	Rheumatic Fever (51).	Diabetes (57).	Cerebral Haemorrhage (74,75a).	Heart Disease (87-90).	Arterio-Sclerosis (b).	Bronchitis (99).	Pneumonia (all forms) (100-101)	Other Respiratory Diseases (97, 98, 102-107).
1	Adams Wylie Memorial Hospital.	1	23	3	1	3	1	19	...
2	Albless Cama Hospital	...	1	3	1	1	2	1	2	1	...	1	7	...
3	Arthur Road Hospital	...	262	1	...	1	6	9	1	4	4	1	1	8	...	
4	Bai Motlabai & Sir D. M. Petit Hospital.	1	1	...	1	8	...	
5	Bai Rukshamani Lying-in Hospital.
6	Dr. Bhajekar's Hospital	1
7	B. D. Petit Parsee General Hospital.	7	2	2	8	1	4	1	2	2	6	...	3	10	6	
8	Colaba Station Hospital	1	...	1	1
9	Dr. D'Sa's Hospital
10	Goculias Tejpal Hospital	9	1	54	17	11	1	1	7	12	1	3	113	23	
11	Sir J. J. Hospital	...	14	1	...	1	...	7	...	1	166	29	37	1	8	18	23	...	21	171	25
12	Dr. Kerrawalla's Hospital	1	1	2	4	1	
13	King Edward VII Memorial Hospital.	25	2	1	32	27	26	1	3	12	21	2	6	153	25	
14	Matunga Leper Asylum	2	2	2	
15	Maratha Hospital	1	...	1	1	236	1	2	1	2	
16	Marine Lines Hospital	1	1	...	
17	Municipal Maternity Homes.	2	
18	Dr. Masina's Hospital	2	...	1	1	...	1	1	1	1	1	...	1	1	1	
19	Dr. Parakh's Hospital	1
20	Parsee Fever Hospital
21	Parsee Lying-in Hospital	...	1	1
22	Police Hospital	8	1	5	...	
23	Dr. Purandare's Hospital	1
24	St. Joseph's Foundling Home.
25	St. George's Hospital...	5	1	1	...	2	3	...	3	1	3	1	...	5	1	
26	Other Private Hospitals	14	3	5	...	1	8	3	1	...	37	9	4	...	2	1	6	...	124	9	
	Total	83	271	10	1	3	14	17	4	6	572	88	88	6	20	47	79	4	33	627	97

different Hospitals in the City of Bombay for the year 1930.

Serial No.	OTHER DEFINED DISEASES.												32	31	Total						
	A	B	C	CC	D	E	F	G	H	K	Other Defined Diseases	Causes ill defined or unknown (204, 205).									
21	Ulcer of Stomach or Duodenum (111).												1					
22	Diarrhoea and Enteritis (113-114).												2					
23	Appendicitis (117).												3					
24	Cirrhosis of Liver (122).												4					
25	Acute & Chronic Nephritis (128, 129).												5					
26	Puerperal Sepsis (146).												6					
27	Other accidents and Diseases of Pregnancy and Parturition (143, 145, 147-150).												7					
28	Congenital Debility and Malformation Premature Birth (159-161).												8					
29	Suicide (165-174).												9					
30	Other Deaths, from Violence (176-203).												10					
	Plague (17).												11					
	Kala Azar (25-3).												12					
	Malaria (5 a & b).												13					
	Ague and Remittent Fever (5c).												14					
	Relapsing Fever (3).												15					
	Fever not defined (205:2a).												16					
	Cholera (14).												17					
	Dysentery (16).												18					
	Leprosy (20).												19					
	Other Defined Diseases												20					
	Causes ill defined or unknown (204, 205).												21					
14	146	12	25	84	11	43	386	7	31	15	40	1	..	12	10	127	4	755	114	3,910	
14	87	1	..	12	1	20	212	3	2	3	8	1	1	21	..	137	8	688	26

TABLE of DEATHS by Age, Sex and Cause in 1930.

AGE.	1		2		3		4		5		6		7		8		9		10	
	Enteric Fever.		Small-pox.		Measles		Scarlet Fever.		Whooping Cough.		Diphtheria.		Influenza.		Encephalitis Lethargica.		Meningococcal Meningitis		Tuberculosis of Respiratory System.	
	Males.	Females.	Males.	Females.	Males.	Females.	Males.	Females.	Males.	Females.	Males.	Females.	Males.	Females.	Males.	Females.	Males.	Females.	Males.	Females.
Under 7 days
1 to 4 weeks	3	4	2	1
4 weeks to 6 months	81	81	7	4	1	...	1	...	2
6 months to 12 months	3	1	126	154	14	14	1	3	3	2	1
Total under 1 year	3	1	210	239	23	18	1	1	...	1	3	5	1	2	1
1 to 2 years	95	166	26	19	2	1	5	3	2	2	...	1	8	1
2 to 5 "	1	3	131	155	19	15	2	2	1	5	2	8
5 to 10 "	3	6	76	77	3	5	3	2	4	1	1	2	5
10 to 15 "	9	4	33	23	...	1	1	...	2	1	...	14	28
15 to 20 "	24	12	72	43	1	1	1	...	2	3	...	1	32	80
20 to 30 "	39	17	164	75	...	1	5	3	1	108	236
30 to 40 "	25	15	71	22	1	3	12	2	1	...	2	...	217	139
40 to 50 "	12	8	13	4	4	6	2	128	65
50 to 60 "	5	2	1	1	5	3	2	57	14
60 and over	1	2	2	5	3	1	27	11
Age Unspecified
ALL AGES. { Males	123	...	897	...	73	3	...	11	...	44	...	5	...	3	...	683	...
ALL AGES. { Females	...	65	...	810	...	63	2	...	9	...	31	...	2	...	3	...	583
ALL AGES. { Persons	188	...	1,677	...	136	5	...	20	...	75	...	7	...	6	...	1,266	...

1930

16—continued.

TABLE of DEATHS by Age, Sex and Cause in 1929—continued.

AGE.	11		12		13		14		15		16		17		18		19		20		21	
	Other Tuberculous Diseases.		Cancer, Malignant Disease.		Rheumatic Fever.		Diabetes.		Cerebral Haemorrhage.		Heart Disease.		Arterio-Sclerosis.		Bronchitis.		Pneumonia (all forms).		Other Respiratory Diseases.		Ulcer of Stomach or Duodenum.	
	Males.	Females.	Males.	Females.	Males.	Females.	Males.	Females.	Males.	Females.	Males.	Females.	Males.	Females.	Males.	Females.	Males.	Females.	Males.	Females.	Males.	Females.
Under 7 days	...	1	2	1	2	2	6	2	3
1 to 4 weeks	2	1	12	6
4 weeks to 6 months	1	2	42	35	447	346	1	4
6 months to 12 months	...	2	1	1	44	67	737	764	4	2
Total under 1 year	1	5	1	2	...	1	90	105	1,262	1,118	8	8
1 to 2 years	3	1	1	36	52	739	683	4	2
2 to 5 "	5	3	1	...	1	1	29	40	494	532	3	3
5 to 10 "	6	4	2	...	2	1	...	1	4	10	146	184	3	6
10 to 15 "	7	11	2	1	2	3	3	64	82	1	2
15 to 20 "	8	16	1	...	1	1	2	...	1	1	3	7	2	13	128	97	2	4
20 to 30 "	14	31	7	1	...	1	1	1	4	5	10	9	35	39	469	213	36	27	4	...
30 to 40 "	16	11	15	10	2	2	6	2	12	2	39	6	66	43	464	153	68	30	5	...
40 to 50 "	21	8	30	14	2	2	8	3	14	4	38	15	86	44	334	94	90	71	6	...
50 to 60 "	6	1	33	30	1	1	18	4	19	17	40	12	3	...	93	56	210	77	191	131	3	...
60 and over	3	8	34	8	1	5	15	4	37	35	40	32	1	1	80	65	155	79	170	138	1	...
Age Unspecified
All AGES. { Males	90	...	124	...	12	...	50	...	90	...	173	...	4	...	530	...	4,405	...	576	...	19	...
All AGES. { Females	...	94	...	53	...	13	...	14	...	68	...	86	...	1	...	450	...	3,312	...	420
All AGES. { Persons	184		177		25		64		158		259		5		990		7,717		998		19	

16—continued.

TABLE of DEATHS by Age, Sex and Cause in 1929—continued.

AGE,	22		23		24		25		26		27		28		29		30		31						
	Diarrhosa and Enteritis.		Appendicitis.		Cirrhosis of Liver.		Acute and Chronic Nephritis.		Puerperal Sepsis.		Other Accidents and Diseases of Pregnancy and Parturition.		Congenital Debility and Malformation, Premature Births.		Suicide.		Other Deaths from Violence.		OTHER DEFINED DISEASES.						
																			A		B		C		
	Males.	Females.	Males.	Females.	Males.	Females.	Males.	Females.	Males.	Females.	Males.	Females.	Males.	Females.	Males.	Females.	Males.	Females.	Males.	Females.	Males.	Females.	Males.	Females.	
Under 7 days ...	3	2	805	566	7	8	
1 to 4 weeks ...	18	13	1	397	365	1	2	
4 weeks to 6 months ...	66	60	2	1	805	236	2	1	
6 months to 12 months	105	83	59	58	3	4	4	
Total under 1 year	192	158	2	1	...	1	1,866	1,225	11	8	6	7	
1 to 2 years ...	110	110	9	7	...	1	2	1	6	7	3	1	
2 to 5 "	49	56	7	9	2	1	1	13	10	6	5	
5 to 10 "	8	6	...	2	...	1	2	1	1	...	1	20	20	8	2	
10 to 15 "	8	2	2	2	1	1	16	8	3	7	6	
15 to 20 "	5	3	1	2	1	...	2	4	...	11	...	18	2	6	25	30	4	5	7	
20 to 30 "	18	21	7	...	8	1	9	11	...	44	...	57	22	4	84	38	7	23	18	
30 to 40 "	44	23	3	4	7	2	24	13	...	16	...	35	24	5	126	19	7	2	16	17	
40 to 50 "	25	15	6	...	11	5	19	8	...	1	...	5	8	4	63	15	2	1	18	6	
50 to 60 "	31	17	1	1	10	4	28	19	5	...	42	11	10	4	
60 and over ...	43	35	2	1	6	2	42	32	1	...	24	27	...	1	15	5	
Age Unspecific
ALL AGES { Males ...	537	...	20	...	59	...	112	1,569	...	62	...	440	...	23	117	...	
ALL AGES { Females	446	...	10	...	31	...	93	...	73	...	116	...	1,227	...	21	...	182	...	6	78	
ALL AGES { Persons ...	983		30		90		225		73		116		2,796		83		622		29		...		195		

16—concluded.

TABLE of DEATHS by Age, Sex and Cause in 1929—concluded.

AGE.	31—concluded.																33		All Causes.	Remark.
	OTHER DEFINED DISEASES—concluded.																Causes Ill-defined or unknown.			
	C		D		E		F		G		H		K							
	Ague and Remittent Fever.		Relapsing Fever.		Fever not defined.		Cholera.		Dysentery.		Leprosy.		Other defined Diseases.							
Males.	Females.	Males.	Females.	Males.	Females.	Males.	Females.	Males.	Females.	Males.	Females.	Males.	Females.	Males.	Females.	Males.	Females.			
Under 7 days	3	1	91	59	9	4	932	643		
1 to 4 weeks	2	4	4	1	1	64	66	1	1	507	465		
4 weeks to 6 months	31	21	12	16	2	3	237	148	1,386	957		
6 months to 12 months	34	42	11	23	21	10	205	162	3	4	1,380	1,386		
Total under 1 year	67	63	30	43	25	14	597	420	13	9	4,055	3,451		
1 to 2 years	64	64	11	27	1	...	50	43	220	244	15	12	1,887	1,448		
2 to 5 "	65	69	11	9	37	38	191	213	5	10	1,075	1,180		
5 to 10 "	80	44	5	8	9	9	57	59	2	2	397	452		
10 to 15 "	25	46	5	2	...	5	7	20	40	...	1	216	280		
15 to 20 "	33	47	2	5	2	1	8	3	35	111	3	2	405	529		
20 to 30 "	140	158	9	4	7	4	37	23	4	2	168	350	21	19	1,563	1,416		
30 to 40 "	145	151	6	9	8	1	55	27	6	1	234	247	51	17	1,779	1,020		
40 to 50 "	123	82	7	2	4	...	39	9	2	6	188	124	50	19	1,352	635		
50 to 60 "	60	37	1	4	4	1	25	11	3	1	155	92	50	22	1,112	563		
60 and over	18	15	16	5	4	1	19	14	1	...	85	1,037	37	17	1,663	1,571		
Age Unspecified		
ALL AGES { Males	765	98	...	32	...	239	...	16	...	2,716	...	247	...	15,007	...		
{ Females	776	116	...	8	...	198	...	10	...	2,937	...	130	...	12,545		
{ Persons	1,541		...		214		40		487		26		5,053		377		27,552			

TABLE of DEATHS by CAUSES and

Order.	Groups.	Number of Nature of Occupation.	CAUSES OF											
			1-206 All Causes.	31 Tuberculosis of Respi- ratory System.	43-49 Cancer Malignant Diseases.	51 Rheumatic Fever.	52 (3) Gout.	57 Diabetes.	66 Alcoholism.	67 (1) Plumbism (Lead Poisoning).	79-86 Diseases of the Nervous system.	90 (1-4) Valvular Disease of the Heart.	91A. Aneurysm.	87-98* Other Diseases of the Circulatory System.*
PRODUCTION OF RAW MATERIALS— CLASS A (I & II)														
1	1-16	Pasture, Agriculture, Farm labourers, &c.	108	5	4	1	3	1	..	1
2	17-16	Fishing and hunting	43	4	1	1	1
3	18-21	Mines, metallic minerals, coal, &c., and Petroleum wells.
4	22	Quarries of hard rocks ..	2
5	23-24	Salt works, extraction of saltpetre, alum, &c.	1
III.—INDUSTRY.														
6	25-27	Textiles cotton mills, workers in cotton.	125	3	2	1	2	2
	28	Jute spinning, weaving, &c. ..	22	2	1
	29-30	Rope, twine, and string making, work- ers in other fibres.	1
	31-33	Woolen mills, blankets, carpets, &c. .	4
	34-36	Workers in silk and hair (camel, horse, &c.)	4
	37	Dyeing, bleaching, calico printing, &c.	9	1
	38	Other textiles and millhands, weavers, &c., insufficiently described.	1,031	51	7	10	2
7	39-42	Furriers, workers in leather, bone, &c.	54	1
8	43-45	Sawyers, carpenters, basket makers, &c.	169	17	3	5	3
9	46-48	Workers in iron, makers of guns, &c.	45	4	1
	49	Workers in brass, copper and bell metal.	12
	50	Workers in lead, quicksilver and other metals.	19	3	1
	51	Workers in mints, die-sinkers, &c.
10	52-57	Workers in ceramics, glass, pottery, porcelain, bricks, &c.	12
11	58	Making of matches and explosives ..	3
	59	Making of aerated waters and ice ..	2
	60	Making of dyes, paints and ink ..	1
	61-62	Making, refining vegetable and mineral oils.	1
	63	Making of paper, papier mache, &c. .	1
	64	Making of soap, candles, perfumes, drugs.	1
12	65-72	Bakers, butchers, fish canners, flour- grinders, makers of other food.	55	6	1	1
	73-74	Brewers, distillers, toddy drawers ..	9
	75	Making of tobacco, opium and ganja.	80	7
13	76-79	Tailors, &c., makers of umbrellas, boots, hats and other articles of dress.	150	22	2	1	4
	81	Washing, cleaning and dyeing clothes.	49	4	1	1
	81-82	Barbers and other industries connec- ted with the toilet.	38	3
14	83-84	Furniture, cabinet, tent makers, carriage painters, upholsters, &c.	12	4	1
15	85-88	Building industries, lime burners, excavators, stone cutters, &c.	48	3	1	1
	89	House decorators, builders, painters, plumbers, tilers, &c.	31	3	1	1	1
16	90-92	Makers of vehicles, ships, aeroplanes, &c.	2
17	93	Gas works and electric light ..	23	4	2	1	1
	94	Printers, lithographers, engravers, &c.	45	5	3
18	95-97	Book-binders, makers of musical instruments, clocks, &c.	34	5	1
	98-100	Workers in jewellery, necklaces, toys, &c.	52	0	1	1	..	1
	101-102	Employees (not actors) in theatres, race-courses, contractors, &c.	13	1
	103	Sweepers, scavengers, &c.	151	9	1	2	1
IV.—TRANSPORT.														
19	104	Persons (not makers) concerned with aerodromes and aeroplanes.
20	105-110	Persons employed in transport by water.	184	12	3	1	4	..	3	5
21	111-112	Persons employed on construction, &c., of roads and bridges.	2
	113-114	Managers and employers connected with vehicles.	59	1	2
	115-116	Trucks, &c., etc., owners and drivers	62	6	3	1	..	2
	117	Porters and messengers ..	6
22	118	Railway employees (other than labo- rers).	102	11	2	1	2
	119	Labourers and coolies of railways ..	122	2	1	2	1
23	120	Post, Telegraph and Telephone servi- ces.	41	2	1	2

* Excluding intervening numbers in preceding columns.

OCCUPATIONS in 1930.

DEATH.										Deaths per 1,000 of actual workers by the Census of 1921.	Population by the Census of 1921 (Vide City Table VII-1).		Number of Groups.
97-107	118	120-124	108-127	129	128-142	165-174	175-208				Actual Workers.	Dependents.	
Disease of the Respiratory System.	Hernia.	Disease of the Liver.	Other Diseases of the Digestive System.	Bright's Disease.	Other Diseases of the Urinary System.	Suicide.	Accidents.	All other Causes.					
22	..	3	4	1	2	..	8	58	16.2	6,681	3,516	1-16	
12	1	2	18	24.4	1,759	1,206	17-18	
..	92	135	19-21	
..	1	1	45.4	44	46	22	
..	1	2.4	410	172	23-24	
48	1	..	1	1	2	1	3	58	..	125,663	48,909	25-27	
6	13	..	162	184	28	
..	1	..	277	144	29-30	
2	2	8.0	149	64	31-33	
1	2	1	..	135	507	34-36	
4	4	..	1,747	1,489	37	
414	1	4	21	11	1	4	35	470	..	6,855	3,458	38	
14	9	7.8	3,062	2,104	39-42	
70	..	2	6	2	2	52	7.9	21,884	19,113	43-45	
22	1	1	15	6.7	7,935	6,128	46-48	
5	2	5	..	927	940	49	
6	1	7	10.8	1,860	1,338	50	
..	145	160	51	
..	..	1	2	8.0	1,485	1,004	52-57	
1	1	2	8.4	356	90	58	
1	1	23.8	84	35	59	
1	10.4	96	42	60	
1	7.2	139	69	61-62	
1	58.8	17	..	63	
1	9.5	105	61	64	
25	..	3	8	1	2	13	25.1	2,188	1,537	65-72	
4	1	1	4	10.8	831	708	73-74	
39	1	..	1	..	2	35	20.7	4,143	1,275	75	
48	1	2	2	2	1	2	4	59	9.0	16,802	11,919	76-79	
41	..	1	..	1	1	1	1	38	16.0	5,575	2,572	80	
18	..	1	2	13	8.2	4,636	2,895	81-82	
5	1	1	41.6	287	241	83-84	
25	1	..	1	1	15	7.0	6,891	3,230	85-88	
11	2	1	..	1	10	16.8	1,906	1,738	89	
..	2	5.6	354	237	90-92	
3	3	9	23.0	1,001	948	93	
17	..	1	3	..	1	1	2	11	15.6	2,875	2,473	94	
10	1	2	15	33.4	1,018	964	95-97	
17	1	1	1	20	10.8	4,775	4,197	98-100	
5	1	..	1	5	38.1	341	652	101-102	
70	6	4	..	1	3	55	24.8	6,081	3,628	103	
..	11	2	104	
..	1	2	10	38	4.3	81,048	8,482	105-110	
51	1	..	4	1	1	2	1	1	3.3	611	246	111-112	
..	2	12	7.7	6,900	5,626	113-114	
34	..	1	1	28	11.7	5,310	5,381	115-116	
18	2	1	1	1	10.1	591	193	117	
5	3	1	..	8	33	8.7	12,887	12,577	118	
31	10	8	49	18.2	6,704	4,641	119	
51	..	1	3	2	1	..	3	17	12.4	3,297	3,500	120	

TABLE of DEATHS by CAUSES AND

Order.	Groups	Number of Nature of Occupation.	CAUSES OF											
			All Causes.	1-205	31	43-49	51	53 (3)	57	65	67 (1)	70-86	90 (1-4)	91A.
			Tuberculosis of Respiratory System.	Cancer Malignant Disease.	Rheumatic Fever.	Gout.	Diabetes.	Alcoholism.	Plumbism (Lead Poisoning).	Disease of the Nervous system.	Valvular Disease of the Heart.	Aneurism.	Other Diseases of the Circulatory System.*	
V.—TRADE.														
24-25	191-121	Bank managers, money lenders, brokers, agents, &c., and employees.	189	4	2	2	5	
26-31	122-123	Traders (not makers) in various wares.	11	1	
32	124-130	Venders of wine, liquors, aerated waters, hotel managers and servants.	204	16	2	1	..	1	1	
33	131-139	Dealers in food-stuffs, fish, milk, oil, sugar, &c.	310	21	4	1	7	
34-36	140-143	Trade in clothing, toilet, furniture, building materials.	97	4	1	1	6	1	..	
37	144-146	Trade in means of Transport, hire of horses, &c.	27	2	1	
38	147	Dealers in firewood, charcoal and other fuel.	41	2	2	1	..	
39	148-160	Dealers in jewellery, bangles, books, stationery, &c.	32	1	1	1	
40	161	Dealers in rags, stable refuse, &c.	14	
	112-158	Store and shopkeepers not defined, pedlars and hawkers.	202	15	2	2	
	154	All other Trades	139	9	2	1	2	
VI.—PUBLIC FORCE.														
41	155-156	Army	10	1	1	
42	157	Navy	
43	158	Air Force	
44	152-160	Police and village watchmen	101	5	1	
VII.—PUBLIC ADMINISTRATION.														
45	161-164	Service of the State, Indian, Foreign and Municipal not assigned to any other group.	28	2	1	1	1	1	1	
VIII.—PROFESSIONS AND LIBERAL ARTS.														
46	165	Priests, ministers, &c.	87	1	1	1	1	1	1	
	166	Religious mendicants, inmates of monasteries, &c.	82	9	1	..	2	
	167-168	Church and mission, temple, burial or burning ground service.	6	2	1	2	
47	169-170	Lawyers, all kinds and their clerks	16	..	2	2	..	2	
48	171	Medical practitioners, all kinds of veterinary surgeons, dentists.	19	2	1	2	1	..	2	
	172	Midwives, vaccinators, compounders, nurses.	32	4	1	3	..	1	
49	173-174	Professors, teachers and educational clerks.	25	..	2	1	
50	175-179	Scribes, architects, authors, editors, music composers, &c.	54	6	2	2	1	..	
IX.—PERSONS LIVING PRINCIPALLY ON TRIBUTE INCOME.														
51	180	Persons living on rent, watans, pensions, &c.	221	1	11	13	1	..	17	..	15	
X.—DOMESTIC SERVICE.														
52	181-183	Cooks, doorkeepers, grocers, motor drivers, &c.	284	29	4	1	10	2	12	
XI.—INSUFFICIENTLY DESCRIBED OCCUPATIONS.														
53	184	Manufacturers, businessmen unspecified.	19	2	1	1	2	
	185	Cashiers, accountants, clerks otherwise unspecified.	238	17	5	2	12	2	17	
	186	Mechanics otherwise unspecified	110	15	6	5	..	2	
	187	Labourers and workmen otherwise unspecified.	1,048	61	7	2	1	..	18	2	10	
XII.—UNPRODUCTIVE.														
54	188	Inmates of jails, asylums, hospitals and almshouses.	8	
55	189	Beggars and vagrants	129	10	1	4	..	1	
	190	Procurers and prostitutes	8	2	1	
	191	Other unclassified unproductive occupation.	
		Children and others following no occupation.	20,768	799	79	21	1	25	217	25	101	
		TOTAL	27,552	1,266	177	28	1	64	2	..	1,074	58	216	

* Excluding intervening numbers in preceding columns.

—concluded.

OCCUPATIONS in 1930—concluded.

DEATH.										Death-rate per 1,000 of actual workers by the Census of 1921.	Population by the Census of 1921 (Vide City Table VII-1.)		Number of Group.
97-107	118	120-124	108-17*	129	188-193	166-174	176-213				Actual Workers.	Dependants	
Disease of the Respiratory System.	Hemip.	Disease of the Liver	Other Diseases of the Digestive System,*	Bright's Disease.	Other Diseases of the Urinary System.	Suicide.	Accidents.	All other Causes.					
45	..	4	8	1	..	4	12	48	8-7	16,238	15,971	121-22	
4	4	1-3	8,705	9,988	128-129	
65	..	4	5	2	1	..	0	94	20-1	10,187	6,889	129-130	
127	..	5	6	1	2	4	8	121	10-0	29,341	21,746	131-139	
81	1	1	..	3	2	1	4	80	15-6	6,203	6,939	140-148	
7	3	..	1	..	2	9	115-9	283	240	144-145	
21	1	18	20-0	2,654	1,712	147	
12	1	..	1	18	9-2	3,268	3,072	148-150	
9	1	8	74-5	188	265	151	
78	..	1	4	8	2	1	6	81	9-0	39,688	32,677	152-154	
49	..	1	8	2	1	1	4	85	52-7	2,686	2,382	154	
1	2	1	3	1	1-0	6,185	1,344	165-150	
..	14	14	157	
..	5	5	159	
40	6	4	87	21-3	3,230	3,707	169-160	
7	1	1	1	11	2-7	10,873	8,891	171-174	
12	..	2	3	..	1	..	3	11	14-0	2,646	2,392	165	
28	2	..	1	1	6	87	91-1	900	272	168	
..	1	24-3	250	93	167-168	
8	1	5	11-0	1,097	2,203	163-170	
5	..	1	..	2	1	11	14-5	1,997	2,724	171	
15	2	1	..	2	..	6	26-1	1,227	1,074	172	
12	..	1	2	..	1	6	7-0	3,528	4,101	173-174	
18	1	2	1	1	..	19	11-0	4,647	4,400	175-79	
39	..	6	16	11	8	1	3	87	52-9	4,130	6,674	180	
131	2	3	11	7	4	2	24	117	9-0	39,518	17,346	181-23	
7	3	2	5-5	3,459	3,576	184	
61	..	1	9	2	1	4	19	82	5-3	41,966	47,591	185	
82	..	8	8	..	2	2	6	83	91-6	1,173	1,073	186	
895	1	0	22	11	8	8	63	893	6-7	1,55,372	72,717	187	
8	1	1	3	12-2	654	1,323	188	
46	..	1	2	..	1	..	15	48	22-2	6,790	811	189	
3	2	2-6	3,039	915	190	
..	8	29	191	
7,238	6	132	1,082	123	53	37	277	9,819	45-2	..	4,58,045	..	
9,703	15	244	1,311	210	100	83	622	12,439	23-4	1,17	59.4	..	

TABLE of VACCINATION OPERATIONS performed in the City of Bombay in the year 1930.

Ward.	SECTION.	Estimated Population in the middle of the year.	Number of Depots in each District.	Number of Vaccinators in each District.	Number of persons Vaccinated (including Primary and Re-vaccinations)			Primary Vaccinations.							Percentage of successful primary vaccinations whose results were known.	Total Number of Re-Vaccinations.	Persons successfully vaccinated per 1,000 of population.	Average annual number of persons successfully vaccinated during the past 5 years.		Average annual number of deaths from small-pox during the preceding 5 years.				
					Males.	Females.	Total.	Total.			Successful.							Number.	Ratio per 1,000 of population.	Number.	Ratio per 1,000 of population.			
								Males.	Females.	Total.	Under one year.	Between one and six years.	6 years and above.	Total.								Unknown		
1	2	3	4	5	6	7	8	9	10	11	12	13	14	15	16	17	18	19	20	21	22	23		
A	Upper Colaba ...	3,714	1	1	1,397	1,690	3,087	202	211	413	287	79	1	367	46	100.0	2,674	17.4	355	14.9	7	0.3		
	Middle and Lower Colaba ...	20,103			7,379	9,470	16,849	378	345	723	448	174	4	626	87	99.0	16,126	18.4	545	14.1	18	0.5		
	Fort, South ...	4,547			1	1	6,368	2,151	8,500	133	123	256	128	46	2	176	78	99.0	8,253	16.5	169	10.9	9	0.6
	Fort, North ...	34,101																						
Esplanade ...	15,434																							
B	Mandvi ...	41,656	1	1	923	471	1,394	295	309	604	339	210	4	553	47	99.0	790	14.4	367	8.8	18	0.4		
	Chukla ...	22,794			692	477	1,169	261	258	519	385	100	1	486	28	99.0	650	22.5	387	17.0	9	0.4		
	Umarnkhadi ...	47,768			2,301	1,130	3,431	601	573	1,173	860	236	7	1,103	68	100.0	2,258	21.6	901	18.9	16	0.3		
	Dongri ...	20,568			1,768	636	2,404	207	161	368	271	76	2	349	19	100.0	2,036	17.9	336	16.3	5	0.2		
C	Market ...	37,842	1	1	1,904	1,140	3,044	505	409	914	545	272	4	821	88	99.0	2,130	24.0	513	13.6	16	0.4		
	Dhobi Talao ...	43,992			5,240	7,040	12,280	505	484	989	612	246	11	869	119	100.0	11,291	22.5	696	11.3	35	0.8		
	Fanaswadi ...	31,530			1,264	788	2,052	296	399	595	385	196	6	537	60	99.0	1,457	18.6	471	14.0	25	0.8		
	Bhuleshwar ...	34,317			984	594	1,528	348	390	738	450	196	9	655	70	100.0	790	21.1	518	15.0	16	0.5		
	Khara Talao ...	24,308			1,245	424	1,723	256	248	484	314	76	3	423	60	100.0	1,245	19.9	379	15.6	10	0.4		
Kumbharwada ...	35,181	755	506	1,261	281	299	580	377	145	5	527	46	99.0	691	16.3	437	12.4	10	0.3					
D	Khetwadi ...	44,070	1	1	2,365	1,584	3,949	578	535	1,133	699	302	12	1,013	120	100.0	2,816	25.7	719	16.3	32	0.7		
	Girgaum ...	36,953			2,629	1,667	4,296	575	566	1,141	688	288	4	980	151	99.0	3,155	29.0	846	21.7	28	0.7		
	Choupati ...	15,927			1,363	1,965	3,333	209	210	419	251	119	4	374	43	99.0	2,914	26.2	332	20.8	6	0.4		
	Walkeshwar ...	22,623			746	988	1,736	183	175	358	227	101	1	329	29	100.0	1,378	15.8	250	11.0	3	0.1		
Mahalakshmi ...	45,046	997	891	1,888	350	392	742	528	146	1	675	66	100.0	1,146	16.4	630	13.2	33	0.8					
E	Mazagon ...	40,641	2	1	1,399	1,413	2,812	300	305	605	366	260	6	572	33	100.0	2,207	14.9	509	12.5	17	0.4		
	Tarwadi ...	48,017			1,223	872	2,095	461	465	926	551	264	10	826	97	100.0	1,169	19.2	619	12.9	19	0.4		
	2nd Nagpada ...	29,779			1,063	410	1,473	217	226	443	283	104	4	391	48	99.0	1,030	18.4	319	13.4	13	0.5		
	Kamathipura ...	49,091			3,313	1,476	5,239	335	298	633	353	136	7	496	132	99.0	4,656	12.8	510	10.4	30	0.6		
	Tardeo ...	34,349			1,183	904	2,087	369	396	765	472	151	10	633	124	99.0	1,322	22.0	559	16.3	16	0.5		
	Byculla ...	100,540			2,719	1,559	4,278	683	777	1,460	819	335	11	1,155	302	100.0	2,818	14.5	1,003	10.6	91	0.9		
	1st Nagpada ...	8,350			357	201	558	109	76	185	129	46	...	175	9	99.0	373	22.0	148	17.7	3	0.4		
F	Parel ...	68,871	2	1	3,364	1,469	4,833	559	576	1,135	653	359	9	1,021	105	99.0	3,698	16.3	815	11.8	27	0.4		
	Sewri ...	34,383			601	875	976	238	230	458	287	190	2	419	39	100.0	518	13.3	462	13.4	9	0.3		
	Sion ...	72,054			3,897	1,762	5,659	826	785	1,611	1,010	421	12	1,443	164	100.0	4,048	22.3	1,172	16.3	19	0.3		
G	Mahim ...	58,735	2	1	3,787	2,830	6,617	1,031	1,060	2,091	1,361	585	14	1,960	127	100.0	4,526	35.5	1,610	27.4	47	0.8		
	Worli ...	137,607			2,622	1,568	4,185	842	920	1,762	1,121	506	10	1,637	121	100.0	2,423	12.8	1,519	11.0	163	1.1		
	Harbour, Docks, Railway, Homeless and Medical Practitioners ...	37,797			6,896	2,821	9,717	228	259	487	133	63	1	197	285	98.0	9,230	12.8	195	5.2	7	0.2		
	Total ...	1,298,708	19	8	73,191	51,327	1,24,518	12,341	12,369	24,710	15,362	6,238	177	21,777	2,811	99.0	99,808	18.9	1,841	14.1	746	0.6		

TABLE of Births registered and of Vaccinations under one year of age performed in the year 1930.

Ward.	SECTIONS	Total number of births exclusive of still-born.	Deaths under one year.	Number of Infants living.	Number of Infants vaccinated under one year.	Percentage of vaccinations to births registered.
A	Upper Colaba	102	14	88	315	66
	Middle and Lower Colaba	374	85	239		
	Fort, South	38	3	35	494	82
	Fort, North	564	148	416		
	Espanade	414	75	339	148	36
B	Mandvi	572	221	351	366	64
	Chuckla	487	117	370	404	83
	Umakhadi	1,321	315	1,006	902	70
	Dongri	381	96	285	284	74
C	Market	560	170	390	602	119
	Dhobi Talao	89	227	662	678	76
	Fanaswadi	658	148	510	418	64
	Bhuleshwar	429	222	407	495	79
	Khara Talao	779	163	416	389	67
	Kumbharwada	697	215	482	410	60
D	Khetwadi	976	238	738	761	78
	Girgaum	842	227	615	739	94
	Chowpati	353	72	281	276	78
	Walkeshwar	390	70	320	240	62
	Mahalakshmi	804	197	607	577	72
E	Mazagon	748	271	477	381	51
	Tarwadi	1,149	364	785	625	64
	Second Nagpada	561	189	372	317	56
	Kamathipura	884	356	528	433	49
	Tardeo	725	256	469	567	78
	Byculla	1,461	817	644	1,014	69
	First Nagpada	197	40	157	136	69
F	Parel	1,404	331	1,103	716	47
	Sewri	536	188	378	312	55
	Sion	1,028	485	1,143	1,123	69
G	Mahim	1,591	357	1,234	1,441	91
	Worli	2,695	779	1,916	1,202	45
	Harbour, Docks, Railways and Unknown	..	50	..	259	...
	Total	25,329	7,506	17,823	17,108	68

SUMMARY of Sanitary Inspections made and Sanitary Improvements secured by the S. M. Is., J. M. Is. and Medical Assistants in 1930.

	No. of Inspections, etc., by	
	S. M. Is. and J. M. Is.	Medical Assistants.
<i>A—Nature of Inspection or premises visited.</i>		
1. Dwelling Houses	14,435	25,349
2. Milch Cattle Stables	2,789	4,614
3. Other Stables	1,958	3,698
4. Dairies and Milkshops	4,910	2,047
5. Eating Houses	8,309	12,679
6. Markets	—	—
7. Other premises where food is sold	2,554	4,193
8. Aerated Water Works	149	115
9. Other Workshops and Factories	5,626	8,359
10. Accumulations of Refuse	8,101	5,505
11. Building Works	—	—
12. Drains and Fittings	10,305	15,377
13. Other Inspections and Inquiries	7,937	26,685
Total No. of Inspections	62,073	108,561
<i>I—Works, etc., completed.</i>		
1. Dwellings—		
(a) Limewashed	1,299	1,517
(b) Water supply provided	14	9
(c) Overcrowding abated	15	8
(d) Insanitary dwellings evacuated	589	514
2. Stables—		
(a) Paved and drained	95	68
(b) Cleaned and refuse removed	265	511
(c) License cancelled	—	1
3. Eating Houses, Dairies, etc.—		
(a) Regulations enforced	1,206	1,002
(b) Licenses cancelled	—	—
4. Factories and Workshops—		
Limewashing, etc., carried out	187	162
5. Drains, etc., repaired	3,238	4,371
6. Privies abolished	685	425
7. New W.Cs. provided	1,032	787
8. Accumulation of Refuse removed	1,232	1,800
9. Other Works completed	1,911	1,589
Total Sanitary Work completed	11,883	12,957

Meteorological Data (Government Observatory, Colaba), Latitude 18°-53'-36" North, Longitude 72°-48'-56" East.

Months.	WIND.		TEMPERATURE.						HUMIDITY AT 8 HOURS.		RAINFALL.					
	Direction.	Mean Velocity in Miles per hour.	Mean Maximum Temperature	Departure from Normal.	Highest in Month.	Mean Minimum Temperature.	Departure from Normal.	Lowest in Month.	Mean	Departure from Normal.	Total in the Month.	Departure from Normal.	Heaviest fall in one day.		Minimum fall in one day.	
										Inches.	Inches.	Inches.	Date.	Inches.	Date.	
1930.			o	o	o	o	o	o	%	%	Inches.	Inches.				
January ...	N.	6.6	82.9	+0.3	91.2	66.1	-0.3	60.4	67	-1	0.00	-0.09
February ...	N.	7.0	85.8	+3.0	94.2	68.4	-0.6	58.9	61	-7	0.00	-0.06
March ...	N.N.W.	6.6	87.0	+1.3	95.7	72.3	+0.7	69.1	70	-2	0.00	-0.04
April ...	N.W.	8.3	90.1	+1.7	94.8	76.6	+0.8	73.5	71	-3	0.00	-0.04	0.00
May ...	W.N.W.	6.3	92.3	+1.6	93.8	82.2	+2.0	79.0	71	-3	0.02	-0.66	0.02	19th
June ...	S.W.	10.1	88.4	+0.2	93.9	78.8	+0.5	74.3	81	o	27.48	+7.80	4.54	22nd	19
July ...	W.	9.7	85.7	+0.5	87.8	76.8	+0.5	74.1	83	-2	9.61	-14.34	1.17	17th	30
August ...	W.N.W.	7.8	85.1	+0.3	87.6	76.6	+0.9	73.7	81	-3	6.60	-6.61	3.61	5th	22
September ...	N.W.	5.9	85.9	+0.9	91.9	76.5	+1.3	73.1	84	+1	43.77	+33.48	21.59	10th	14
October ...	N.N.E.	6.1	90.8	+2.2	95.6	77.6	+2.4	71.9	78	o	2.50	+0.44	1.51	6th	7
November ...	N.E.	6.7	89.3	+0.3	93.4	72.9	+0.9	69.5	69	-1	0.00	-0.39
December ...	N.N.E.	6.0	87.9	+1.5	94.3	63.9	+1.4	65.2	65	-3	0.00	-0.06

INDEX

	PAGE
Administration and Divisions of the City	39
Adulteration of Food	42
Analyst, Municipal, Annual Report of	57
Appendix—Supplementary Reports and Tables	45
Area and Population	2
Arthur Road Hospital—Annual Report	47
Basket Privies	42
Births and Birth-rates... ..	2
" by Months	3
" " Races	3
Causes of Deaths	4
Certificates of the Cause of Death	4
Cholera	21
Conservancy	40
Consumption	22
Deaths and Death-rate	3
, by Months	6
" " Occupation	7
" " Sections	7
" " Sex and Age	3
" —Causes of	4
" from Principal Causes	5
Disinfection	38
Dispensaries—Municipal	39
Dogs—Destruction of	41
Epidemic Diseases	19
Food—Seizure of and Adulteration	41
Hospitals—Isolation47 and 54
Housing	43
Infant Mortality	7
Infant Mortality—Prevention of	11
Infant Welfare Centres	15
Infectious Diseases	19
Influenza	21
Legal Proceedings	42
Malaria, Ague and Remittent Fevers	25
Malaria—Anti-Malarial Work	26
Maratha Hospital—Annual Report	54
Maternal Mortality	15
Maternity Homes	13
Medical Relief	39
Meteorology of 1929	15
Midwives—Municipal	12
Milk—Adulteration of	41
Milk Supply	41
Notices under Municipal Act	42
Notification of Infectious Diseases	19

	PAGE
Nurses—Municipal	12
Phthisis	22
Plague	19
Population	2
Prosecution	42
Review of the year	1
Sanitary Inspection	43
Small-pox	20
Still-births	3
Tuberculosis	22
Vaccination	21
Vaccination—Report of the Superintendent	67
Venereal Disenses	36
Water Supply	42