

DEPARTMENT OF COMMERCIAL INTELLIGENCE AND STATISTICS, INDIA

---

**ANNUAL STATEMENT**  
OF THE  
**Sea-Borne Trade of British India**  
WITH THE  
**British Empire and Foreign Countries**

For the fiscal year ending 31st March, 1936

VOLUME II.

Abstract and detailed tables of the trade and shipping with each country and at each port, and tables relating to the trade of the French Possessions in India.

---

*Published by order of the Governor-General in Council*

---



DELHI: MANAGER OF PUBLICATIONS  
1937

[No. 3156.]

Price Rs. 14-2 or 22s. 6d.

# List of Publications of the Department of Commercial Intelligence and Statistics, India

Publications noted below are obtainable from—In India and Abroad excluding Europe and America—The Manager of Publications, Civil Lines, Delhi: Sale Depôt at S. Hastings Street, Calcutta. In Europe and America—Secretary to the High Commissioner for India, "India House," Aldwych, London, W. C. 2. Also from all Agents for the sale of Government publications. Remittances should be made either through a bank or by postal or money order and should include forwarding (i.e., Packing and Postage) charges as indicated in brackets after each price.

[All communications regarding supply on payment and subscriptions and all payments for subscriptions and advertisements should be made direct to any of the aforesaid officers as the case may be.]

## WEEKLY.

*Indian Trade Journal* (Estd. 1908).—Issued on Thursdays. Annual, half-yearly and quarterly rates of subscription with Supplements and quarterly index:—**Indian** (including postage): R18 (without postage R16), R9, R4-3 and **Foreign** (including postage) (a) Europe and America: R23, R11-8, R5-12, and (b) others: R22, R11, R5-8, respectively. Single copies (excluding postage):—Current issue As. 6 (1a.); Back numbers, when available, for any number over three months old R1 each (1a.); Foreign (including postage):—9 As. 9 p. and R1-3-2 for current and back issues respectively.

[Orders may be placed, with prepayment, for particular issues of the Journal, e.g., issues containing Crop Forecasts or those having special supplements.]

## MONTHLY.

2. Accounts relating to the Sea-borne Trade and Navigation of British India for May, 1937. R1-6 or 2s. 3d. Yearly subscription R16-8 post free.
3. Monthly Statistics of Cotton Spinning and Weaving in Indian Mills, February, 1937. As. 10 or 1s. Yearly subscription R7-8 post free.
4. Monthly Statistics of the Production of certain Selected Industries of India, March, 1937. As. 2 or 3d.
5. Indian Customs Revenue for June, 1937. One anna or 1½d. Yearly subscription As. 12 post free.
6. Joint Stock Companies registered in British India and in the Indian States of Hyderabad, Mysore, Baroda and Travancore, February, 1937. As. 10 or 1s.
7. Trade at stations adjacent to Land Frontier Routes for March, 1937. As. 14 or 1s. 6d.
8. Raw Cotton Trade Statistics (Rail and River) for March, 1937. R1-12 or 3s.
9. Exports of Indian Artware and Sports Goods for April, 1937. R1-2 or 2s.
10. Trade Statistics relating to the Maritime States in Kathiawar and the State of Travancore for April, 1937. R3-6 or 5s. 9d.
11. Accounts relating to the Coasting Trade and Navigation of British India for March, 1937. R4 or 6s. 9d.
12. Accounts relating to the Inland (Rail and River-borne) Trade of India for March, 1937. R2-2 or 4s.

## QUARTERLY.

13. Wholesale prices of certain staple articles of trade at selected stations in India during the months of April to June, 1937. (No. 2 of 1937.) As. 5 or 6d.

## ANNUAL.

14. Review of the Trade of India in 1935-36 (62nd issue). R3-2 or 5s. 6d. (7a.)
15. Accounts relating to the Sea-borne Trade and Navigation of British India for the calendar year 1936. R2 or 3s. 6d. (2a.)
16. Annual Statement of the Sea-borne Trade of British India with the British Empire and Foreign Countries:—  
Vol. I.—Abstract and detailed Tables of Imports and Exports for 1935-36 (70th issue). R17-8 or 27s. (R1-10.)  
Vol. II.—Abstract and detailed Tables of Trade and Shipping with each country and at each Port, and Tables relating to the trade of the French Possessions in India for the fiscal year ending 31st March, 1935 (69th issue). R13 or 21s. (R1-8.)
17. Statistical Abstract for British India (with Statistics, where available, relating to certain Indian States) from 1924-25 to 1933-34 (13th issue). R4-12 (10a.)
18. Agricultural Statistics of India:—  
Vol. I.—British India—for 1934-35 (51st issue). R7 or 11s. 6d. (4a.)  
Vol. II.—Indian States—for 1933-34 (50th issue). R5 or 8s. 3d. (4a.)
19. Agricultural Statistics of British India (Provisional), 1934-35 (21st issue). As. 5 or 6d. (1a.)
20. Estimates of Area and Yield of Principal Crops in India, 1935-36: (38th issue). R1-4 or 2s. (3a.)
21. Indian Tea Statistics, 1935. (41st issue.) As. 10 or 1s. (2a.)
22. Indian Coal Statistics, 1935. (21st issue.) R1-9 or 1s. 9d. (2a.)
23. Indian Rubber Statistics, 1935. (17th issue.) As. 5 or 6d. (6p.)
24. Indian Coffee Statistics, 1935-36. (17th issue.) As. 5 or 6d. (1a.)
25. List of cotton pressing factories with names of owners and particulars of marks allotted to them in the different provinces of British India and certain Indian States for the season 1936-37. (12th issue.) As. 12 or 1s. 3d. (1a.)

26. Joint Stock Companies in British India and in the Indian States of Hyderabad, Mysore, Baroda, Gwalior, Indore and Travancore, 1933-34 (20th issue). R7-2 or 11s. 6d. (6a.)
27. Statistical Tables relating to Banks in India, 1934 (21st issue). R2-8 or 4s. 6d. (3a.)
28. Statistical Statements relating to the Co-operative Movement in India during the year 1934-35 (17th issue). R1-10 or 2s. 9d. (3a.)

## BIENNIAL.

29. Large Industrial Establishments in India, 1933 (12th issue). R4-14 or 8s. (5a.)

## QUINQUENNIAL.

30. Quinquennial Report on the average yield per acre of principal crops in India for the period ending 1931-32. R1-14 or 3s. 3d. (2a.)
31. Live-stock Statistics, India, 1935. R1 or 1s. 9d. 1(a.)
32. Index Numbers of Indian Prices, 1861—1931 (3rd issue). R1-2 or 2s. (5a.) Addenda for 1932, 1933, 1934 and 1935 are available. Price Anna 1 each or 1½d. (1a.)
33. Accounts of the Trade of the Portuguese Possessions in India for the five calendar years 1921-25. (Supplement to Vol. II of the Annual Statement of the Sea-borne Trade of British India.) As. 12 or 1s. 3d. (2a.)
34. Quinquennial Catalogue of the Commercial Library corrected up to 30th April, 1932. R3 or 13s. 6d. First Supplement to the catalogue brought up to December, 1933. R1-6 or 2s. 3d. Second supplement brought up to July, 1935. R1-8 or 2s. 6d. Third supplement brought up to July, 1936. R2-8 or 4s. 6d.

## PERIODICAL.

35. Crop Forecasts. (The due months are in brackets.) (Also published in the *Indian Trade Journal*, vide item No. 1).  
Rice.—1st (October), 2nd (December), Final (February). As. 3 or 4d.  
Wheat.—1st (January), 2nd (March), 3rd (April), 4th (May), Final (August). As. 3 or 4d.  
Cotton.—1st (August), 2nd (October), 3rd (December), Final (February), Supplementary (April). As. 3 or 4d.  
Linseed, Rape and Mustard (*Winter oilseeds*)—1st (January), 2nd (March), Final (June). As. 4 or 5d.  
Sesamum (*til* or *jinjili*)—1st (September), 2nd (October), Final (January), Supplementary (April). As. 3 or 4d.  
Groundnut—1st (August), 2nd (October), Final (February). As. 2 or 3d.  
Castorseed—February. As. 3 or 4d.  
Sugarcane—1st (August), 2nd (October), Final (February). As. 2 or 3d.

## MISCELLANEOUS.

36. Cotton Map of India, No. 1.—Showing the different varieties of cotton grown in the different districts and States in India. R1 or 1s. 9d. (1a.)

[All communications relating to the supply of Maps on payment should be addressed to the Officer-in-Charge, Map Record and Issue Office, 13, Wood Street, Calcutta.]

37. Crop Atlas of India. (1925 Edition.) R3-4 or 5s. 9d. (6a.)
38. Alphabetical Index of the Commodities that enter into the Foreign Sea-borne Trade of British India. R7-8 or 12s. (6a.)
39. Directory of exporters of Indian produce and manufactures (8th edition). As. 8 or 10d. (3a.)

## \*SPECIAL SUPPLEMENTS TO THE "Indian Trade Journal"

40. Review of the Sugar Industry of India, 1935-36. Annas 6 8d. (Supplement to the issue of 6th May, 1937.)
41. Note on Tobacco. As. 2 or 3d. (1a.) (Supplement to the issue of 24th September, 1931.)
42. Glossary of Raw Cotton Trade Terms. Anna 1 or 1½d. (1a.) (Supplement to the issue of 21st June, 1928.)
43. Glossary of Terms relating to Hand-made Cotton Fabrics. As. 2 or 3d. (1a.) (Supplement to the issue of 3rd July, 1930.)
44. Glossary of Terms relating to Hides, Skins and Leather. As. 8 or 10d. (1a.) (Supplement to the issue of 12th January, 1933.)
45. Glossary of terms relating to Cotton Manufactures (Mill-made). As. 4 or 5d. (1a.) (Supplement to the issue of 11th July, 1935.)
46. Indian Customs Tariff (13th issue). Reprint of the first and second Schedules appended to the Indian Tariff Act, XXXII of 1934 (as in operation on 1st January, 1937), showing the rates of Customs duties levied on goods imported into, and exported from, British India, together with the tariff values fixed for certain articles under Government of India, Commerce Department, Notification No. 73-T. (6)/36, dated the 12th December, 1936, for the purpose of assessment of Customs duties during the twelve months January to December, 1937. As. 3 or 4d. (2a.) (Supplement to the issue of 17th December, 1936.)
- 46(a). Amendment slip to the Indian Customs Tariff (13th issue). Anna 1 or 1½d. (Supplement to the issue of 3rd June, 1937.)

Publications issued by the Statistical Research Branch of the Department of Commercial Intelligence and Statistics, India.

47. Monthly Survey of Business Conditions in India, April, 1937. R1-10 or 2s. 9d.

[All communications relating to the free supply of Statistical Research Branch publications should be addressed direct to the Director-General of Commercial Intelligence and Statistics, Statistical Research Branch, Simla or New Delhi (during cold weather).]

\* Supplied free along with the copies of the "Indian Trade Journal".

SEVENTIETH ISSUE ]

DEPARTMENT OF COMMERCIAL INTELLIGENCE AND STATISTICS, INDIA

---

**ANNUAL STATEMENT**  
OF THE  
**Sea-Borne Trade of British India**  
WITH THE  
**British Empire and Foreign Countries**

For the fiscal year ending 31st March, 1936

VOLUME II.

Abstract and detailed tables of the trade and shipping with each country and at each port, and tables relating to the trade of the French Possessions in India.

---

*Published by order of the Governor-General in Council*

---



DELHI: MANAGER OF PUBLICATIONS  
1937

[ No. 3156.]

CHART 1.

(a) Variations in the Trade of British India with principal countries during the ten years ending 1935-36, as compared with averages of the pre-war, war and post-war quinquennia.

IMPORTS (i).

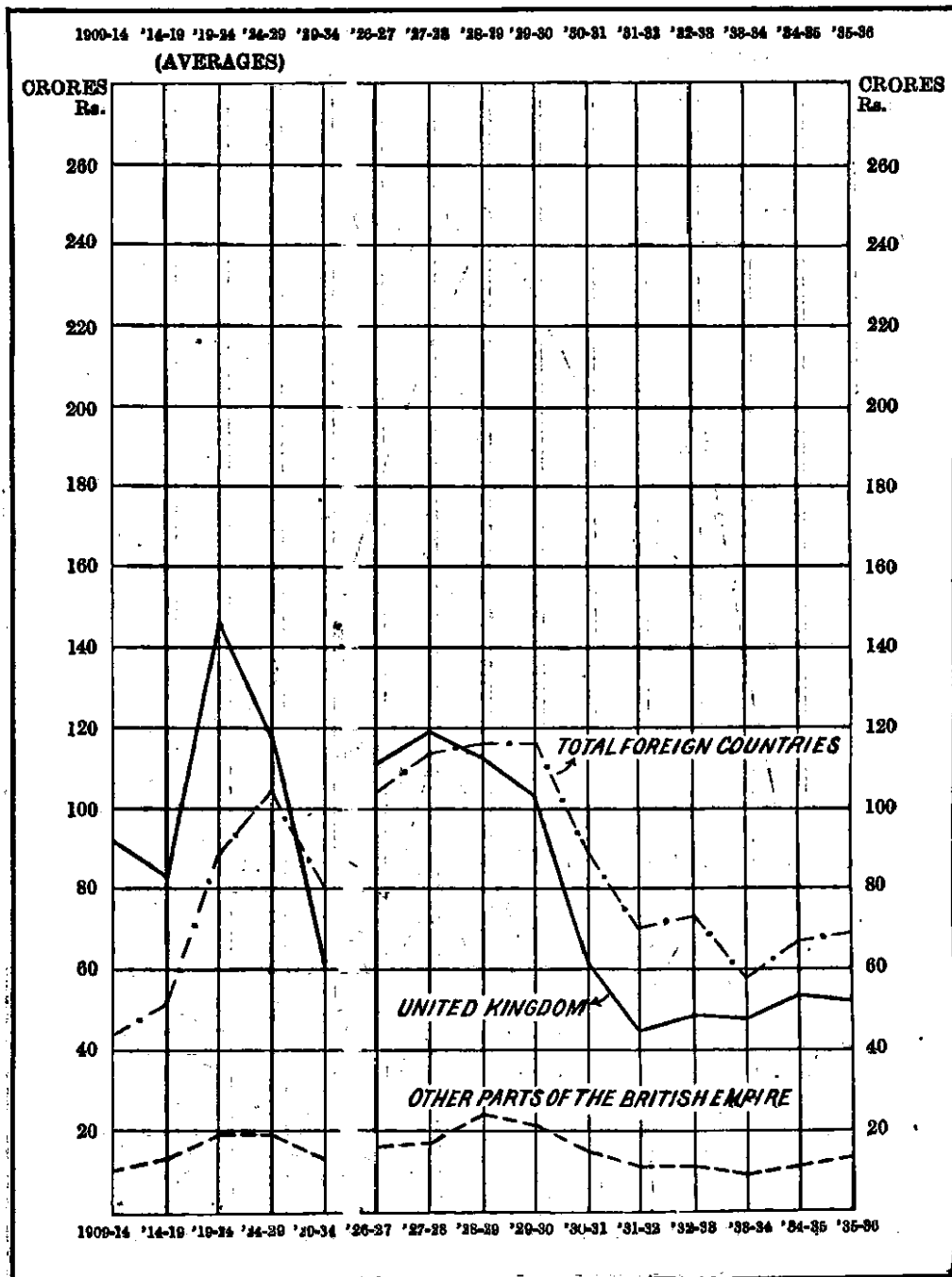


CHART I.

(a) Variations in the Trade of British India with principal countries during the ten years ending 1935-36, as compared with averages of the pre-war, war and post-war quinquennia—contd.

IMPORTS (II).

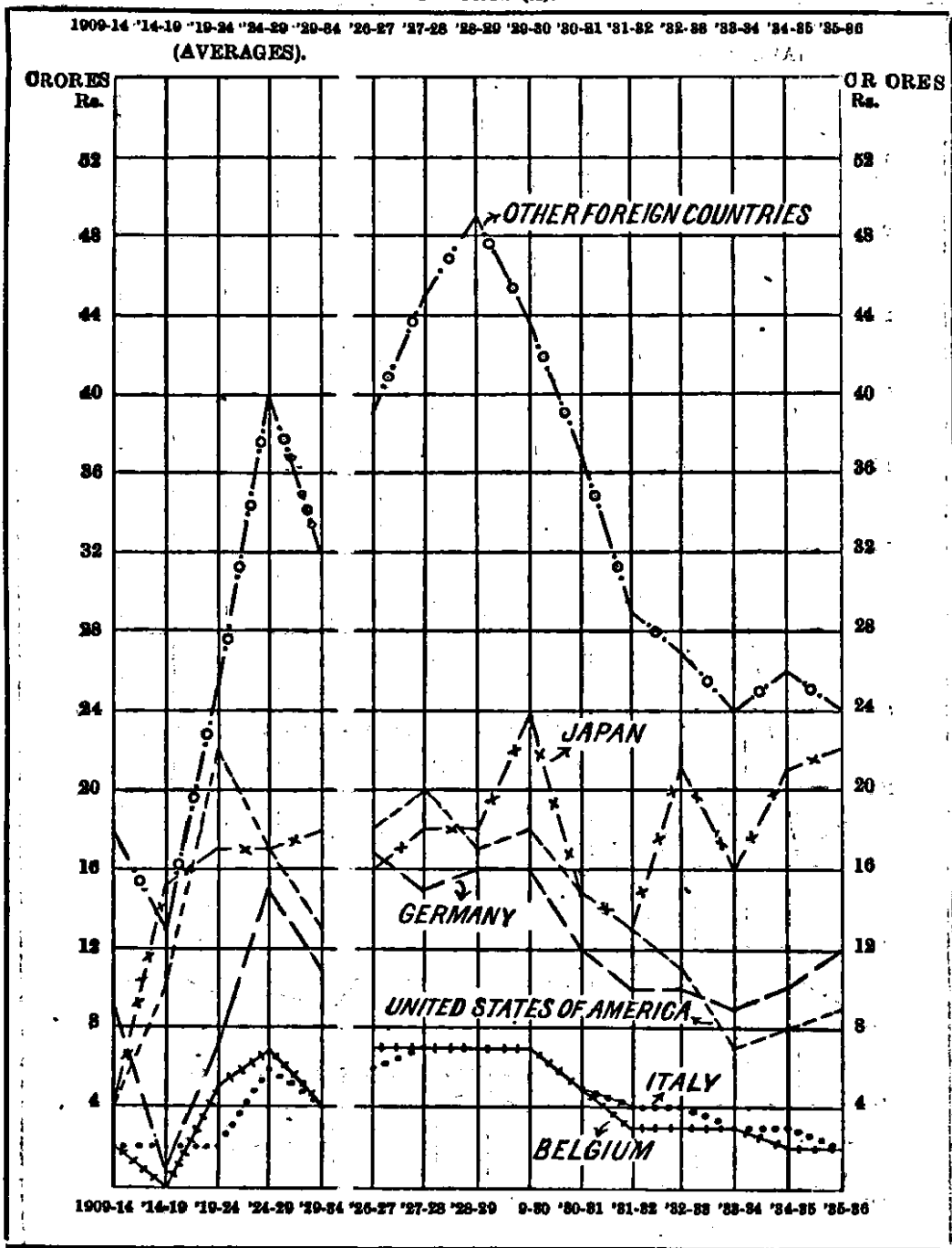


CHART I.

(b) Variations in the Trade of British India with principal countries during the ten years ending 1935-36, as compared with averages of the pre-war, war and post-war quinquennia.

EXPORTS.

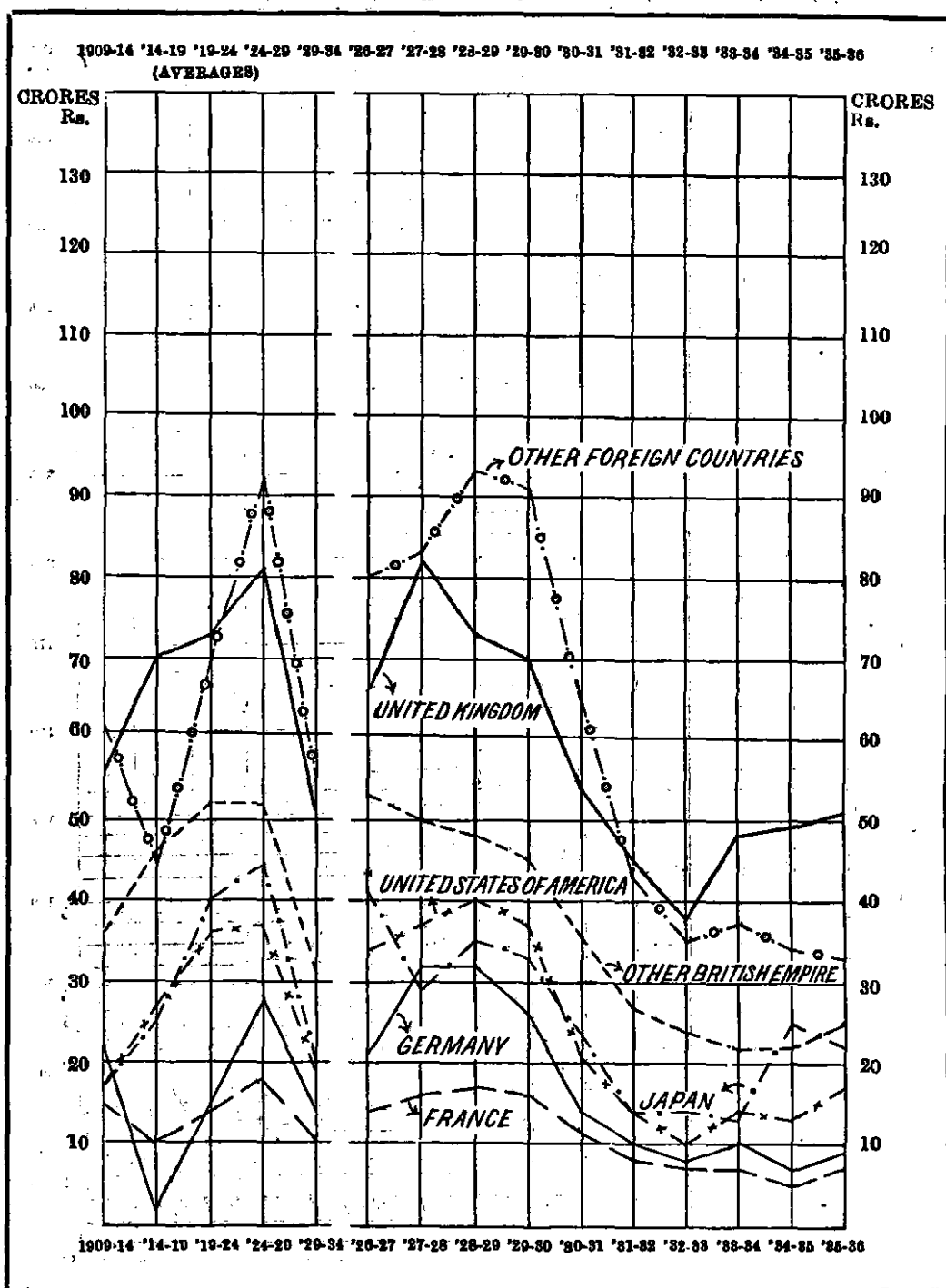


CHART 2.

(a) Variations in the shares of the principal countries in the import trade of British India during the ten years ending 1935-36, as compared with averages of the pre-war, war and post-war quinquennia.

IMPORTS.

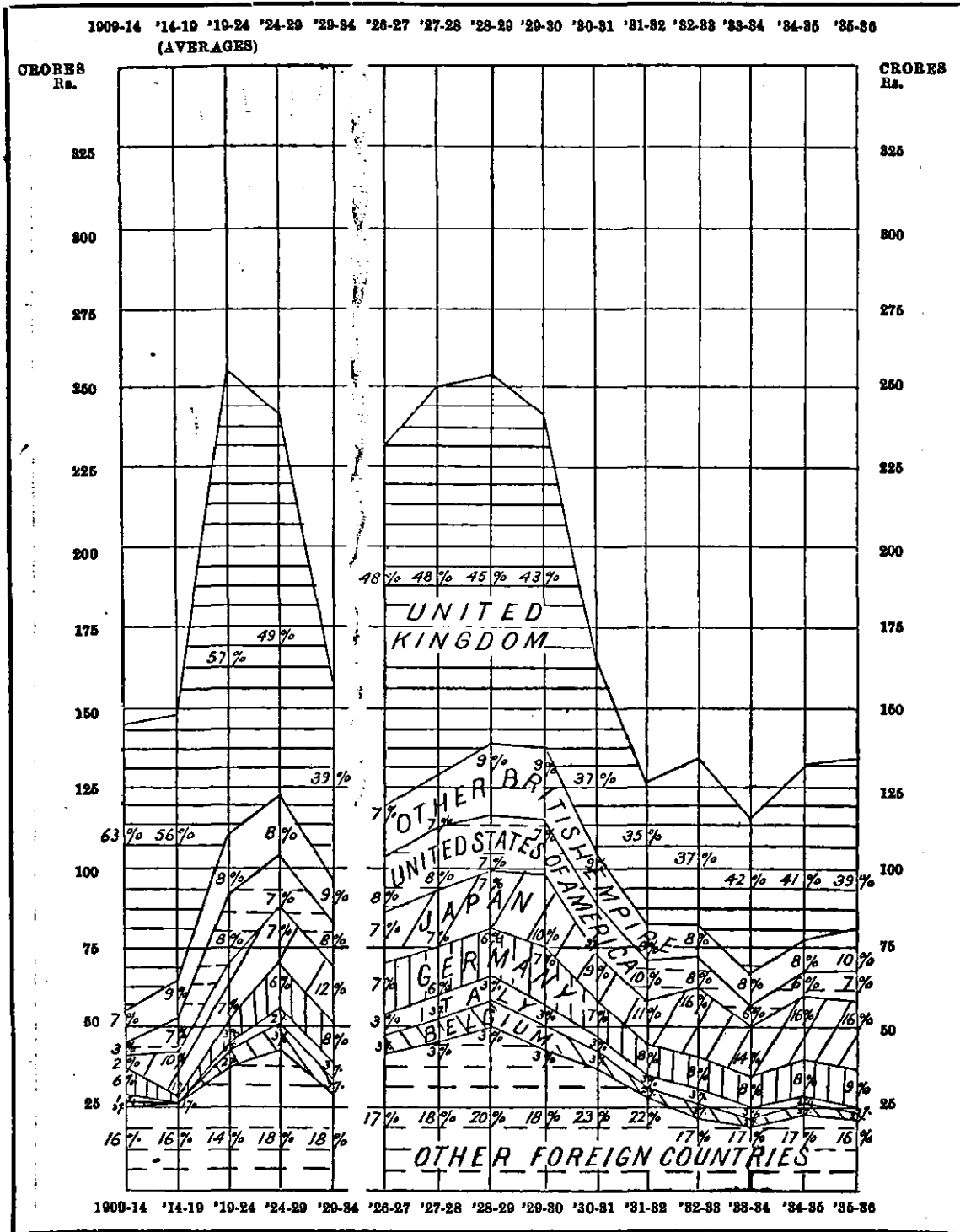
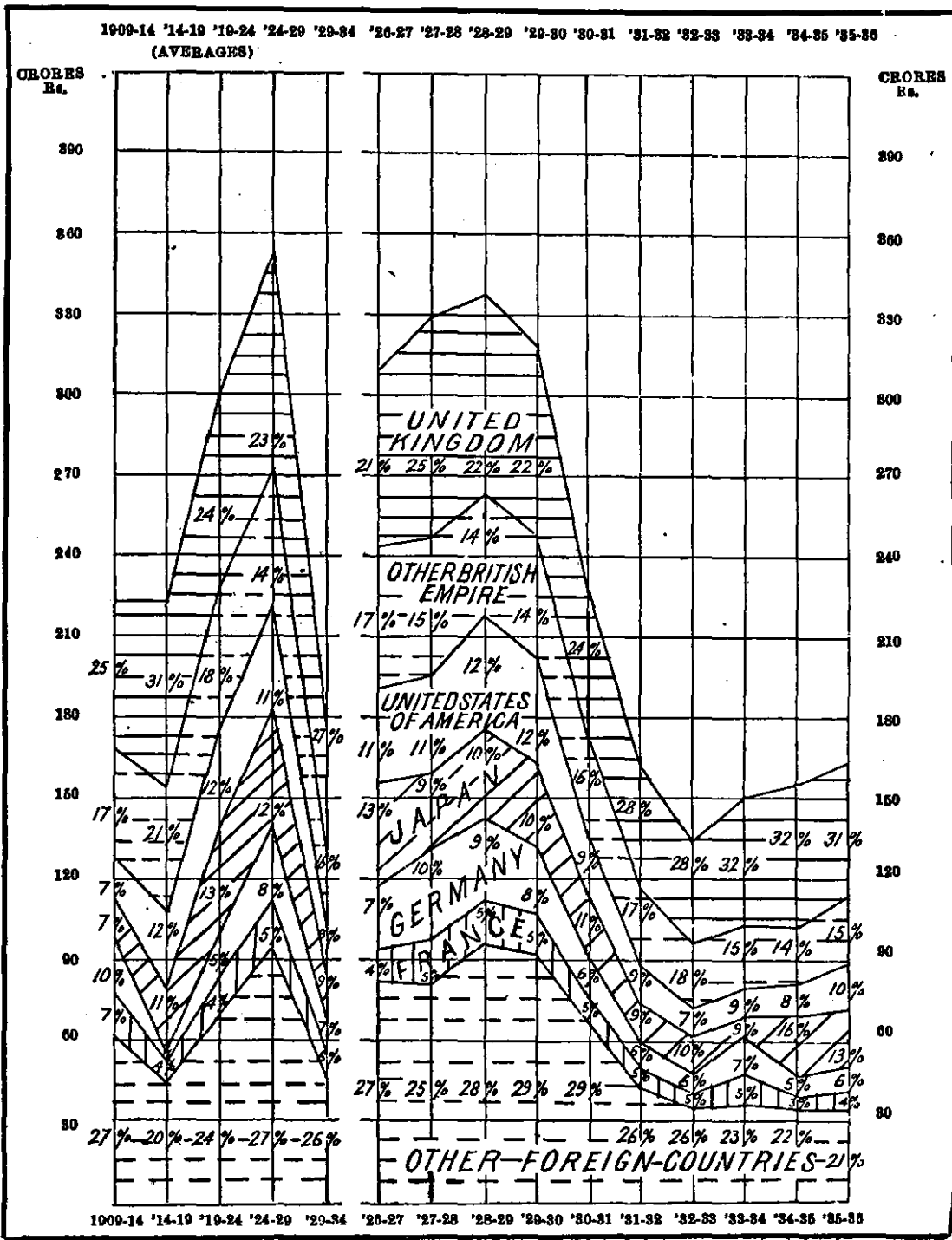


CHART 2.

(b) Variations in the shares of the principal countries in the export trade of British India during the ten years ending 1935-36, as compared with averages of the pre-war, war and post-war quinquennia.

EXPORTS.





## INTRODUCTORY NOTE.

1. **Scope of the Returns.**—The object of this Volume is to arrange the statistics of the sea-borne trade of India according to the principal countries with which trade is carried on, and the principal ports in India through which such trade passes. Imports are classified as received from the countries from which they have been consigned and exports are credited to the countries of final destination. Detailed information regarding shipping is also given in this Volume.

2. **Statistical year.**—All tables given in this Volume cover the five official years, April to March, 1931-32 to 1935-36, except the shipping tables Nos. 8 and 9 which show figures for 1935-36 only.

3. **Abstract Tables.**—Tables 1 to 7 and 10 show the shares of each principal country in the total import, export and re-export trade.

Table 1 shows the total value of the imports of merchandise and treasure from each principal country, table 2 gives similar details of the exports, including re-exports, and table 3 shows separately the total figures of the exports and re-exports of merchandise only. In these three tables the countries are grouped under (1) the British Empire and (2) Foreign countries.

In tables 4 to 7 are given the shares of each principal country in the total trade in, and imports, exports and re-exports of, private merchandise, the countries being grouped geographically within each Continent.

Table 8 shows the shares of each maritime province in the total imports and exports, including re-exports, of private merchandise and treasure. Similar details for Government stores and treasure are given in table 9.

In table 10 is shown the total trade in merchandise of each maritime province with each principal country.

Table 11 shows the total imports and exports of merchandise and treasure separately at each port.

4. **Trade at Ports.**—Table 12 shows the quantities and values of the principal articles of merchandise, imported into and exported from each of the chief ports (Calcutta, Balasore, Bombay, Karachi, Fort St. George and Rangoon). The information as regards the chief ports in this table relates to the quantities and values of the principal articles of merchandise entered for export or cleared for import by the Customs at the chief ports. Imported goods, though landed at the ports to which they are accredited, may afterwards be carried in coasting vessels to other ports before passing into consumption. Thus these returns are not, strictly speaking, an exact indication of the imports and exports passing through each port.

5. **Trade with countries.**—Table 13 shows the quantities and values of the principal articles of merchandise, imported from and exported to each principal country, the countries being arranged geographically within each Continent. The trade in each article is recorded separately when its value is ₹10,000 or more. If the value of the trade in any particular article is less than the limit stated, it is generally grouped under the head "all other articles of merchandise".

The articles are arranged in alphabetical order as in Volume I, provision being made for grouping together within the alphabetical order such articles as are related industrially or commercially.

6. **Customs Revenue.**—Tables 14, 15 and 16 give details of the Customs duty collected (a) on imports and exports at each port in each province, (b) in respect of the principal and other articles of imported merchandise, and (c) in respect of the dutiable articles of exported merchandise. In tables 15 and 16 the arrangement of articles follows the classification in the tariff schedules. Table 17 gives the amount of drawbacks paid and duties refunded on the principal and other articles imported and exported.

7. **Dutiable articles allowed free of duty and Bonded goods.**—Table 18 shows the dutiable articles of imported merchandise allowed free of duty for the use of private individuals and institutions, and table 19 shows the quantity of certain principal articles of merchandise imported, which remained in customs bonded warehouses on the last day of each of the official years 1931-32 to 1935-36. The figures do not, however, include duty-paid goods lying in the warehouses outside customs authority.

8. **Trade of Aden.**—The tables relating to the Trade and Navigation of Aden which used to be incorporated in this volume have been excluded therefrom; the statistics will, however, continue to be available from a separate publication entitled "Trade and Navigation report of Aden".

9. **Trade of the French and Portuguese Possessions in India.**—The trade is recorded in separate sets of tables, the trade of the French Possessions being for the five years ending 31st March, 1936. Accounts of the trade of the Portuguese Possessions in India for the five calendar years 1921 to 1925 were published as Supplement to the Annual Statement of the Sea-borne Trade of British India; figures for later years are under compilation.

10. **Shipping Foreign Trade.**—*Entrances and clearances of vessels.*—Vessels bringing cargo from more than one Foreign Port are recorded as entering from the more distant port at which cargo for British India was embarked. Vessels with cargo departing from British India for more than one Foreign Port are recorded as clearing for the most distant port at which cargo from British India is to be disembarked.

Vessels in the Foreign Trade are recorded as entering on the voyage inwards at the first port at which cargo is discharged, and as clearing on the voyage outwards at the last port at which cargo is laden. If on their inward voyage they enter a port in British India to discharge only a part of their cargoes and then proceed to other ports in British India, their clearances and entries after arrival at the first port are recorded in the Coasting Trade, whether they ship "Coasting Cargo" or not, for the foreign voyage is deemed to have ended on arrival at the port where part of the cargo is first discharged. If vessels on the voyage outwards load with part cargo for a Foreign Port, and part for some other port or ports in British India, they are recorded at the first port of departure as cleared in the Coasting Trade and such vessels are again recorded as cleared in the Foreign Trade at the last British Indian port.

Vessels in ballast are recorded both as to entries and clearances in the same way as vessels with cargo.

The classes of vessels which are distinguished in the shipping tables are detailed below:—

*British.*—Steamers and square-rigged sailing vessels, flying the British flag and registered under the English Merchant Shipping Act, 1894, in any port in the United Kingdom or in a British Possession other than British India.

*British Indian.*—Steamers and square-rigged sailing vessels, flying the British flag and registered under the Indian Merchant Shipping Act, X of 1841, or other enactment for the time being in force for the registration of ships in British India.

*Native craft*—

(i) *British.*—Sailing vessels, not square-rigged, flying the British flag but not belonging to any port in British India or in Indian States.

(ii) *British Indian.*—Sailing vessels, not square-rigged, belonging to ports in British India or in Indian States.

(iii) *Foreign.*—Sailing vessels, not square-rigged, flying a flag other than the British flag or that of an Indian State.

*Foreign.*—Steamers and square-rigged sailing vessels flying a flag other than the British flag.

Abstract table 1 gives the total entries and clearances in each maritime province, and tables 2 and 3 show the countries from which the vessels entered or to which they cleared. In tables 4 and 5 is shown the nationality of these vessels. Tables 6 and 7 give the details of shipping at each port in each province. In tables 8 and 9 are shown for one year only the nationality as well as the countries

(from which entered or to which cleared) of vessels with cargoes and in ballast, respectively. Table 10 shows the number and tonnage of steam-vessels built at each port and table 11 gives similar details of vessels first registered.

11. **Alteration in Countries.**—The list of countries has been revised on the lines prescribed by the Committee set up in terms of Art. 8 of the International Convention relating to Economic Statistics with effect from April 1933.

12. **Charts.**—Diagrams have been added, illustrating the variations in the import and export trade of British India with principal countries during the ten years ending 1935-36, as compared with averages of the pre-war, war and post-war quinquennia.

**J. MATTHAI,**  
*Director-General.*

DEPARTMENT OF COMMERCIAL INTELLIGENCE  
AND STATISTICS, INDIA ;  
*Calcutta, 10th June, 1937.*

# Volume II.

## CONTENTS.

### TABLES RELATING TO THE SEA-BORNE TRADE OF BRITISH INDIA.

| No. of Table.  |  | Page             |
|--|--|------------------|
|  | Charts illustrating (1) Variations in the Trade of British India with Principal Countries during the ten years ending 1935-36, as compared with averages of the pre-war, war and post-war quinquennia.               | } frontis. piece |
|  | (2) Variations in the shares of the Principal Countries in the Import and Export trade of British India during the ten years ending 1935-36, as compared with averages of the pre-war, war and post-war quinquennia. | } "              |
|  | Introductory Note . . . . .  | i-iii            |
|  | Contents . . . . .   | iv-ix            |
| <b>I.—ABSTRACT TABLES—</b>   |  |                  |
| Imports of Merchandise and Treasure (including Government transactions)—       |  |                  |
| 1  | From each Country. Value . . . . .   | 2                |
| Exports of Private Merchandise and Treasure—                                   |  |                  |
| To each Country. Value—  |  |                  |
| 2  | (a) Total . . . . .  | 6                |
| 3  | (b) Indian Merchandise } . . . . .   | 10               |
|  | (c) Foreign Merchandise }  |                  |
| 4  | Total Trade (Imports, Exports, and Re-exports) in Private Merchandise with each Continent. Value . . . . .   | 14               |
| 5  | Import Trade in Private Merchandise with each Continent. Value . . . . .   | 18               |
| 6  | Export Trade in Private Merchandise (Indian) with each Continent " . . . . .   | 18               |
| 7  | Re-export " " (Foreign) " " " " . . . . .  | 20               |
| Share of each Province in the Imports and Exports of Merchandise and Treasure— |  |                  |
| Value—   |  |                  |
| 8  | Private Trade . . . . .  | 22               |
| 9  | Government Stores and Treasure . . . . .   | 23               |
| 10   | Trade of each Province with each Country. Value . . . . .  | 24               |
| 11   | Trade at each Port. Value . . . . .  | 30               |
| <b>II.—DETAILED STATEMENT OF THE TRADE AT THE CHIEF PORTS—</b>                 |  |                  |
| Imports and Exports of Merchandise at Chief Port of each Province. Value—      |  |                  |
| 12   | Calcutta . . . . .   | 38               |
|  | Balasore . . . . .   | 77               |
|  | Bombay . . . . .   | 78               |
|  | Karachi . . . . .  | 120              |
|  | Fort St. George . . . . .  | 151              |
|  | Rangoon . . . . .  | 183              |

## CONTENTS—continued.

| No. of Table. |  | Page. |
|---------------|--|-------|
|               | <b>III.—DETAILED STATEMENT OF THE TRADE WITH EACH COUNTRY—</b> |       |
|               | <b>I.—Europe—</b>  |       |
| 13            | United Kingdom ( <i>including</i> Channel Islands)             | 213   |
| "             | Irish Free State   | 252   |
| "             | U. S. S. R.  | 253   |
| "             | Finland  | 254   |
| "             | Estonia  | 255   |
| "             | Latvia   | 256   |
| "             | Lithuania  | 257   |
| "             | Sweden   | 258   |
| "             | Norway   | 263   |
| "             | Denmark  | 265   |
| "             | Poland ( <i>including</i> Danzig)                              | 268   |
| "             | Germany  | 269   |
| "             | Netherlands  | 290   |
| "             | Belgium  | 302   |
| "             | Luxemburg  | 316   |
| "             | France   | 317   |
| "             | Spain  | 330   |
| "             | Gibraltar  | 332   |
| "             | Portugal ( <i>including</i> Azores and Madeira)                | 333   |
| "             | Malta and Goso   | 334   |
| "             | Switzerland  | 335   |
| "             | Italy ( <i>including</i> Fiume)                                | 340   |
| "             | Austria  | 355   |
| "             | Hungary  | 360   |
| "             | Czechoslovakia   | 360   |
| "             | Yugo-Slavia (Kingdom of the Serbs, Croats and Slovenes)        | 364   |
| "             | Albania  | 365   |
| "             | Bulgaria   | 365   |
| "             | Roumania   | 366   |
| "             | Greece ( <i>including</i> Crete)                               | 367   |
| "             | Turkey, European   | 369   |
| "             | Turkey, Asiatic  | 371   |
|               | <b>II.—Asia—</b>   |       |
| "             | Cyprus   | 372   |
| "             | Syria  | 373   |
| "             | Palestine  | 375   |

CONTENTS—*continued.*

| No. of Table. | III.—DETAILED STATEMENT OF THE TRADE WITH EACH COUNTRY— <i>continued.</i>       | Page. |
|---------------|---|-------|
|               | II.—Asia— <i>continued.</i>   |       |
| 13            | Aden and Dependencies . . . . .   | 376   |
| "             | Iraq . . . . .  | 383   |
| "             | Maskat Territory and Trucial Oman . . . . .                                     | 390   |
| "             | Other Native States in Arabia . . . . .   | 395   |
| "             | Bahrein Islands . . . . .   | 400   |
| "             | Iran . . . . .  | 404   |
| "             | Henjam Island . . . . .   | 411   |
| "             | Afghanistan . . . . .   | 412   |
| "             | Maldives . . . . .  | 413   |
| "             | Ceylon ( <i>excluding</i> Maldives) . . . . .                                   | 414   |
| "             | Straits Settlements . . . . .   | 428   |
| "             | Federated Malay States . . . . .  | 442   |
| "             | Non-Federated Malay States . . . . .  | 444   |
| "             | Sumatra . . . . .   | 444   |
| "             | Java . . . . .  | 446   |
| "             | Borneo (British and Dutch) . . . . .  | 450   |
| "             | Celebes and other Islands . . . . .   | 450   |
| "             | Dutch New Guinea . . . . .  | 451   |
| "             | Siam . . . . .  | 451   |
| "             | French Indo-China . . . . .   | 454   |
| "             | Philippines . . . . .   | 456   |
| "             | Macao . . . . .   | 457   |
| "             | Portuguese Timor . . . . .  | 457   |
| "             | Japan . . . . .   | 458   |
| "             | Korea . . . . .   | 471   |
| "             | Formosa . . . . .   | 472   |
| "             | Hongkong . . . . .  | 472   |
| "             | China ( <i>exclusive</i> of Hongkong and Macao) . . . . .                       | 480   |
| "             | III.—Africa—  |       |
| "             | North Africa.   |       |
| "             | Egypt . . . . .   | 488   |
| "             | Tripoli (Libya) . . . . .   | 493   |
| "             | Tunis . . . . .   | 494   |
| "             | Algeria . . . . .   | 495   |
| "             | Morocco (Spanish, French, and Tangier) . . . . .                                | 495   |
| "             | Canary Islands . . . . .  | 496   |
| "             | West Africa.  |       |
| "             | Gold Coast ( <i>including</i> British Mandated Territory of Togoland) . . . . . | 496   |
| "             | Nigeria ( <i>including</i> British Mandated Territory of Cameroons) . . . . .   | 497   |
| "             | Belgian Congo ( <i>including</i> Ruanda Urundi) . . . . .                       | 498   |
| "             | British, French, Spanish, and Portuguese Possessions in West Africa . . . . .   | 499   |
| "             | Protectorate of South West Africa . . . . .                                     | 499   |

CONTENTS—*continued.*

| No. of Table. |   | Page. |
|---------------|---|-------|
|               | <b>III.—DETAILED STATEMENT OF THE TRADE WITH EACH COUNTRY—<i>continued.</i></b> |       |
|               | <b>III.—Africa—<i>continued.</i></b>  |       |
| 13            | Union of South Africa . . . . .   | 500   |
| "             | Rhodesia . . . . .  | 504   |
| "             | Portuguese East Africa . . . . .  | 504   |
| "             | Madagascar and Kerguelon . . . . .  | 508   |
| "             | Reunion . . . . .   | 509   |
| "             | Zanzibar and Pemba . . . . .  | 510   |
| "             | Kenya Colony . . . . .  | 513   |
| "             | Tanganyika Territory . . . . .  | 518   |
| "             | Uganda Protectorate . . . . .   | 521   |
| "             | Nyasaland Protectorate . . . . .  | 522   |
| "             | Italian East Africa (Somáland and Eritrea) . . . . .                            | 522   |
| "             | Somáland (British and French) . . . . .   | 524   |
| "             | Abyssinia . . . . .   | 526   |
| "             | Anglo-Egyptian Sudan . . . . .  | 526   |
| "             | Mauritius and Dependencies . . . . .  | 529   |
| "             | Seychelles . . . . .  | 532   |
| "             | Socotra . . . . .   | 534   |
|               | <b>IV.—America—</b>   |       |
| "             | Canada . . . . .  | 535   |
| "             | Bahamas . . . . .   | 538   |
| "             | Newfoundland and Labrador . . . . .   | 539   |
| "             | United States . . . . .   | 539   |
| "             | Bermuda . . . . .   | 560   |
| "             | Cuba . . . . .  | 560   |
| "             | Haiti and St. Domingo . . . . .   | 561   |
| "             | Porto Rico . . . . .  | 561   |
| "             | West Indies (British and Foreign) . . . . .                                     | 562   |
| "             | Mexico . . . . .  | 563   |
| "             | Guatemala . . . . .   | 563   |
| "             | Honduras . . . . .  | 564   |
| "             | San Salvador . . . . .  | 564   |
| "             | Nicaragua . . . . .   | 564   |
| "             | Costa Rica . . . . .  | 565   |
| "             | Colombia . . . . .  | 565   |
| "             | Panama ( <i>including</i> Panama Canal Zone) . . . . .                          | 566   |
| "             | Venezuela . . . . .   | 566   |
| "             | British Guiana . . . . .  | 568   |
| "             | Falkland Islands . . . . .  | 567   |
| "             | Dutch Guiana . . . . .  | 568   |
| "             | French Guiana . . . . .   | 568   |
| "             | Brazil . . . . .  | 568   |
| "             | Paraguay . . . . .  | 569   |

## CONTENTS—continued.

| No. of<br>Table |   | Page |
|-----------------|---|------|
|                 | <b>III.—DETAILED STATEMENT OF THE TRADE WITH EACH COUNTRY—concluded.</b>  |      |
|                 | <b>IV.—America—continued.</b>   |      |
| 13              | Uruguay . . . . .   | 569  |
| "               | Argentine Republic ( <i>including the Atlantic Coast of Patagonia</i> ) . . . . .   | 570  |
| "               | Chile ( <i>including the Pacific Coast of Patagonia</i> ) . . . . .   | 571  |
| "               | Peru . . . . .  | 571  |
| "               | Ecuador . . . . .   | 572  |
| "               | Bolivia . . . . .   | 572  |
|                 | <b>V.—Australasia and Oceania—</b>  |      |
| "               | Commonwealth of Australia . . . . .   | 573  |
| "               | Territory of Papua . . . . .  | 579  |
| "               | Other British Pacific Islands . . . . .   | 580  |
| "               | New Zealand . . . . .   | 580  |
| "               | Cook Islands . . . . .  | 582  |
| "               | Fiji Islands . . . . .  | 582  |
| "               | Hawaii . . . . .  | 583  |
| "               | Other Islands in the Pacific . . . . .  | 584  |
|                 | <b>IV.—Customs Duty. Gross amount collected—</b>  |      |
| 14              | At each Port in each Province . . . . .   | 586  |
| 15              | On Principal and other Articles imported . . . . .  | 590  |
| 16              | On Articles exported . . . . .  | 615  |
|                 | <b>V.—Drawbacks and Refunds. Amount—</b>  |      |
| 17              | On principal and other Articles imported and exported . . . . .   | 616  |
| 18              | <b>VI.—Dutiable Articles of Imported Merchandise allowed Free of Duty. Quantity and Value . . . . .</b>                         | 638  |
|                 | <b>VII.—Bonded Goods—</b>   |      |
| 19              | Principal Articles warehoused under Bond. Quantity . . . . .  | 645  |
|                 | <b>VIII.—Trade of the French Possessions in India (1931-32 to 1935-36)—</b>   |      |
| 1               | <b>IMPORTS AND EXPORTS . SEA-BORNE, FOREIGN AND COASTING TRADE—Total Value thereof . . . . .</b>                                | 648  |
| 2               | <b>IMPORTS AND EXPORTS . SEA-BORNE, FOREIGN AND COASTING TRADE AT EACH PORT—Value thereof . . . . .</b>                         | 648  |
| 3               | <b>IMPORTS . . . . . MERCHANDISE — From each Foreign Country and Ports in India—Value thereof . . . . .</b>                     | 649  |
| 4               | <b>EXPORTS . . . . . MERCHANDISE —To each Foreign Country and Ports in India—Value thereof . . . . .</b>                        | 649  |
| 5               | <b>IMPORTS . . . . . FROM FOREIGN COUNTRIES —Principal Articles of Merchandise—Quantity and Value . . . . .</b>                 | 650  |
| 6               | <b>EXPORTS . . . . . TO FOREIGN COUNTRIES—Principal Articles of Foreign and Indian Merchandise—Quantity and Value . . . . .</b> | 651  |
| 7               | <b>IMPORTS . . . . . FROM INDIAN PORTS—Principal Articles of Merchandise—Quantity and Value . . . . .</b>                       | 652  |
| 8               | <b>EXPORTS . . . . . TO INDIAN PORTS—Principal Articles of Foreign and Indian Merchandise—Quantity and Value . . . . .</b>      | 653  |



**CONTENTS—concluded.**

| No. of<br>Table. | SHIPPING.  | Page.      |
|------------------|--|------------|
|                  | <b>I.—ABSTRACT TABLES—</b>   |            |
|                  | <b>Vessels Entered and Cleared with Cargoes and in Ballast. Number and Tonnage—</b>                    |            |
| 1                | Into and from each Province . . . . .  | 655        |
|                  | <b>Trade with each Country—</b>  |            |
| 2                | Vessels Entered with Cargoes and in Ballast. Number and Tonnage . . . . .                              | 657        |
| 3                | " Cleared " " " " " " " " " " " " " " " " " " " . . . . .  | 661        |
|                  | <b>Nationality of Vessels—</b>   |            |
| 4                | Vessels Entered with Cargoes and in Ballast. Number and Tonnage . . . . .                              | 665        |
| 5                | " Cleared " " " " " " " " " " " " " " " " " " " . . . . .  | 667        |
|                  | <b>Shipping at each Port—</b>  |            |
|                  | <b>Vessels Entered and Cleared. Number and Tonnage—</b>  |            |
| 6                | (a) With Cargoes . . . . .   | 669        |
| 7                | (b) In Ballast . . . . .   | 685        |
|                  | <b>II.—DETAILED STATEMENT OF THE TRADE WITH EACH COUNTRY AND NATIONALITY<br/>OF VESSELS (1935-36)—</b> |            |
|                  | <b>Vessels Entered and Cleared. Number and Tonnage—</b>  |            |
| 8                | (a) With Cargoes . . . . .   | 699        |
| 9                | (b) In Ballast . . . . .   | 711        |
|                  | <b>III.—VESSELS BUILT (1931-32 to 1935-36). Number and Tonnage—</b>                                    |            |
| 10               | At each Port . . . . .   | 719        |
|                  | <b>IV.—VESSELS REGISTERED (1931-32 to 1935-36). Number and Tonnage—</b>                                |            |
| 11               | At each Port . . . . .   | 723        |
|                  | <b>INDEX . . . . .</b>   | <b>728</b> |

---

**ABSTRACT TABLES NOS. 1 TO 11.**

---

ABSTRACT TABLES  
IMPORTS

( 2 )

No. 1

VALUE of the TOTAL IMPORTS of MERCHANDISE and

| COUNTRIES   | IMPORTS             |                    |                     |                     |                    |                     |                     |
|---|---------------------|--------------------|---------------------|---------------------|--------------------|---------------------|---------------------|
|   | 1931-32             |                    |                     | 1932-33             |                    |                     | 1933-               |
|   | MERCHANDISE         | TREASURE           | TOTAL               | MERCHANDISE         | TREASURE           | TOTAL               | MERCHANDISE         |
| R   | R                   | R                  | R                   | R                   | R                  | R                   | R                   |
| <b>BRITISH EMPIRE—</b>  |                     |                    |                     |                     |                    |                     |                     |
| Private Merchandise and Treasure—<br>United Kingdom (including Channel Islands) † | 44,81,48,640        | 2,63,08,484        | 47,44,52,124        | 48,79,77,339        | 42,98,686          | 49,22,76,025        | 47,58,68,963        |
| Irish Free State *  | —                   | —                  | —                   | —                   | —                  | —                   | 16,088              |
| Gibraltar . . . . .   | 38,303              | ..                 | 38,303              | 35,139              | ..                 | 35,139              | 29,035              |
| Malta and Gozo . . . . .  | 3,241               | ..                 | 3,241               | 15,473              | ..                 | 15,473              | 7,453               |
| Cyprus . . . . .  | 709                 | ..                 | 709                 | 1,710               | ..                 | 1,710               | 30,024              |
| Palestine . . . . .   | 58,759              | ..                 | 58,759              | 1,82,841            | ..                 | 1,82,841            | 1,38,597            |
| Aden and Dependencies . . . . .   | 53,17,515           | 17,68,778          | 70,86,293           | 44,70,041           | 15,08,303          | 59,78,344           | 49,26,919           |
| Bahrain Islands . . . . .   | 7,58,794            | 26,51,183          | 34,09,977           | 8,34,463            | 27,60,600          | 35,95,063           | 8,04,616            |
| Ceylon (excluding Maldives) . . . . .   | 1,86,77,539         | 82,02,000          | 2,18,79,539         | 1,76,49,787         | 51,50,962          | 2,28,00,749         | 1,28,88,049         |
| Maldives . . . . .  | 58,761              | 40                 | 58,801              | 53,096              | ..                 | 53,096              | 64,520              |
| Straits Settlements . . . . .   | 2,96,84,099         | 6,19,448           | 2,93,03,545         | 2,78,63,055         | 2,60,075           | 2,81,23,130         | 2,68,23,628         |
| Federated Malay States (a) . . . . .  | 1,31,073            | ..                 | 1,31,073            | 1,14,872            | ..                 | 1,14,872            | 73,287              |
| Non-Federated Malay States * . . . . .  | —                   | —                  | —                   | —                   | —                  | —                   | 2,489               |
| British Borneo . . . . .  | 24,66,953           | ..                 | 24,66,953           | 25,31,790           | ..                 | 25,31,790           | 26,82,481           |
| Hongkong . . . . .  | 52,98,988           | 3,02,776           | 56,01,764           | 51,79,320           | 1,63,357           | 53,43,277           | 44,72,046           |
| Gambia . . . . .  | ..                  | ..                 | ..                  | ..                  | ..                 | ..                  | ..                  |
| Nigeria . . . . .   | ..                  | ..                 | ..                  | ..                  | ..                 | ..                  | ..                  |
| Union of South Africa . . . . .   | 21,89,417           | 35,16,824          | 57,06,241           | 19,02,614           | 6,81,620           | 25,34,234           | 25,92,352           |
| Rhodesia . . . . .  | 4,187               | ..                 | 4,187               | 265                 | ..                 | 265                 | 500                 |
| Zanzibar and Pemba . . . . .  | 41,33,261           | 80,577             | 42,13,838           | 35,24,020           | 5,76,589           | 41,00,609           | 35,21,562           |
| Kenya Colony . . . . .  | 3,26,79,419         | 3,28,066           | 3,30,07,485         | 1,86,78,055         | 2,19,833           | 1,88,97,888         | 2,12,56,818         |
| Tanganyika Territory . . . . .  | 6,04,092            | 31                 | 6,04,123            | 11,28,741           | ..                 | 11,28,741           | 24,76,877           |
| Uganda Protectorate . . . . .   | 155                 | ..                 | 155                 | 1,717               | ..                 | 1,717               | 33,900              |
| Nyasaland Protectorate . . . . .  | ..                  | ..                 | ..                  | 709                 | ..                 | 709                 | 181                 |
| Somaliland Protectorate . . . . .   | 10,523              | ..                 | 10,523              | 3,371               | ..                 | 3,371               | 14,515              |
| Anglo-Egyptian Sudan . . . . .  | 17,14,809           | 1,15,008           | 18,29,817           | 66,43,598           | 93,075             | 67,36,673           | 7,41,606            |
| Mauritius and Dependencies . . . . .  | 12,727              | 18,33,500          | 18,46,227           | 5,334               | 10,61,142          | 10,66,526           | 14,710              |
| Seychelles . . . . .  | 2,34,657            | ..                 | 2,34,657            | 6,35,899            | ..                 | 6,35,899            | 2,31,016            |
| Socotra (b) . . . . .   | ..                  | ..                 | ..                  | ..                  | ..                 | ..                  | ..                  |
| Canada . . . . .  | 41,66,504           | ..                 | 41,66,504           | 33,54,392           | ..                 | 33,54,392           | 68,67,428           |
| Newfoundland and Labrador . . . . .   | ..                  | ..                 | ..                  | ..                  | ..                 | ..                  | ..                  |
| British West India Islands (excluding Bahamas) . . . . .                          | 83,593              | ..                 | 83,593              | 21,179              | ..                 | 21,179              | 6,535               |
| Commonwealth of Australia . . . . .   | 1,58,36,005         | 96,08,548          | 2,54,45,153         | 1,06,85,266         | 16,08,508          | 1,22,88,774         | 1,02,43,155         |
| New Zealand . . . . .   | 3,80,144            | 2,34,819           | 5,94,963            | 3,27,627            | ..                 | 3,27,627            | 2,18,142            |
| Fiji Islands . . . . .  | 151                 | ..                 | 151                 | 1,198               | ..                 | 1,198               | 2,971               |
| <b>Total Private Merchandise and Treasure</b>                                     | <b>56,66,68,618</b> | <b>5,55,70,080</b> | <b>62,22,38,698</b> | <b>59,38,23,561</b> | <b>1,83,25,750</b> | <b>61,21,49,311</b> | <b>57,70,50,516</b> |
| Government Stores and Treasure—<br>United Kingdom (including Channel Islands)     | 3,17,05,741         | ..                 | 3,17,05,741         | 2,00,72,981         | ..                 | 2,00,72,981         | 1,45,15,388         |
| Other Countries . . . . .   | 17,14,445           | 90,755             | 18,05,200           | 2,74,467            | ..                 | 2,74,467            | 13,63,006           |
| <b>Total Government Stores and Treasure</b>                                       | <b>3,34,20,186</b>  | <b>90,755</b>      | <b>3,35,10,941</b>  | <b>2,03,47,448</b>  | <b>..</b>          | <b>2,03,47,448</b>  | <b>1,58,78,394</b>  |
| <b>GRAND TOTAL BRITISH EMPIRE</b>   | <b>60,00,88,804</b> | <b>5,56,60,835</b> | <b>65,57,49,639</b> | <b>61,41,71,009</b> | <b>1,83,25,750</b> | <b>63,24,96,759</b> | <b>59,29,28,910</b> |
| <b>FOREIGN COUNTRIES—</b>   |                     |                    |                     |                     |                    |                     |                     |
| Private Merchandise and Treasure—<br>U. S. S. R. . . . .                          | 2,79,32,858         | ..                 | 2,79,32,858         | 1,96,59,813         | ..                 | 1,96,59,813         | 1,63,83,392         |
| Finland . . . . .   | 13,93,777           | ..                 | 13,93,777           | 17,74,022           | ..                 | 17,74,022           | 15,76,987           |
| Estonia . . . . .   | 8,46,075            | ..                 | 8,46,075            | 6,01,159            | ..                 | 6,01,159            | 10,60,461           |
| Latvia . . . . .  | 2,07,404            | ..                 | 2,07,404            | 1,01,408            | ..                 | 1,01,408            | 1,00,572            |
| Lithuania . . . . .   | 2,28,446            | ..                 | 2,28,446            | 50,388              | ..                 | 50,388              | 83,411              |
| Sweden . . . . .  | 87,36,346           | ..                 | 87,36,346           | 95,59,521           | ..                 | 95,59,521           | 1,02,06,757         |
| Norway . . . . .  | 48,47,419           | ..                 | 48,47,419           | 66,27,369           | ..                 | 66,27,369           | 60,92,939           |
| Denmark . . . . .   | 18,34,482           | ..                 | 18,34,482           | 20,39,485           | ..                 | 20,39,485           | 17,03,381           |
| Poland (including Danzig) . . . . .   | 28,32,793           | ..                 | 28,32,793           | 22,54,009           | ..                 | 22,54,009           | 18,85,832           |
| Germany . . . . .   | 10,19,81,240        | ..                 | 10,19,81,240        | 10,38,72,100        | ..                 | 10,38,72,100        | 8,88,50,859         |
| Netherlands . . . . .   | 2,04,27,113         | ..                 | 2,04,27,113         | 1,69,14,266         | ..                 | 1,69,14,266         | 1,81,62,799         |
| Belgium . . . . .   | 3,01,57,097         | ..                 | 3,01,57,097         | 3,41,83,643         | ..                 | 3,41,83,643         | 2,66,12,597         |
| Luxemburg . . . . .   | 20,03,486           | ..                 | 20,03,486           | 13,55,389           | ..                 | 13,55,389           | 14,26,782           |
| France . . . . .  | 2,17,20,409         | ..                 | 2,17,20,409         | 2,03,82,897         | 34                 | 2,03,82,931         | 1,56,71,617         |

\* Separately shown from 1933-34.  
† Includes figures for Irish Free State up to 1932-33.  
(a) Includes figures for Non-Federated Malay States up to 1932-33.  
(b) Separately shown from 1933-34. Formerly included in "Aden and Dependencies."

TREASURE from each COUNTRY, in each Official Year from 1931-32 to 1935-36

| IMPORTS     |              |              |             |              |              |             |              | COUNTRIES  |
|-------------|--------------|--------------|-------------|--------------|--------------|-------------|--------------|--|
| 34          |              | 1934-35      |             |              | 1935-36      |             |              |  |
| TREASURE    | TOTAL        | MERCHANDISE  | TREASURE    | TOTAL        | MERCHANDISE  | TREASURE    | TOTAL        |  |
| R           | R            | R            | R           | R            | R            | R           | R            |  |
| 41,17,543   | 47,99,86,506 | 53,72,95,508 | 1,11,96,016 | 54,84,91,524 | 52,18,65,245 | 3,67,96,261 | 55,86,61,506 | BRITISH EMPIRE—<br>Private Merchandise and Treasure—<br>United Kingdom (including Channel<br>Islands)† |
| ..          | 16,083       | 64,745       | ..          | 64,745       | 81,539       | ..          | 81,539       | Irish Free State*  |
| ..          | 29,035       | 40,732       | ..          | 40,732       | 36,936       | ..          | 36,936       | Gibraltar  |
| ..          | 7,453        | 26,359       | ..          | 26,359       | 2,488        | ..          | 2,488        | Malta and Gozo   |
| ..          | 30,024       | 1,65,349     | ..          | 1,65,349     | 89,553       | ..          | 89,553       | Cyprus   |
| ..          | 1,38,597     | 1,98,592     | ..          | 1,98,592     | 1,37,660     | ..          | 1,37,660     | Palestine  |
| 15,59,050   | 64,85,969    | 41,94,370    | 11,96,827   | 53,91,197    | 42,09,996    | 6,92,950    | 49,62,955    | Aden and Dependencies  |
| 18,03,185   | 26,07,801    | 6,30,040     | 9,32,107    | 15,62,147    | 6,81,837     | 10,20,565   | 17,02,452    | Bahrain Islands  |
| 49,79,332   | 1,78,67,431  | 1,28,70,016  | 35,50,504   | 1,64,20,520  | 1,49,40,987  | 33,19,174   | 1,82,60,161  | Ceylon (excluding Maldives)  |
| ..          | 64,520       | 40,808       | ..          | 40,808       | 36,922       | ..          | 36,922       | Maldives   |
| 27,016      | 2,68,50,642  | 3,11,37,521  | 3,22,299    | 3,14,59,320  | 3,65,65,290  | 4,038       | 3,65,69,328  | Straits Settlements  |
| ..          | 73,287       | 1,16,680     | ..          | 1,16,680     | 2,64,326     | ..          | 2,64,326     | Federated Malay States (a)   |
| ..          | 2,489        | 660          | ..          | 660          | 27           | ..          | 27           | Non-Federated Malay States*  |
| ..          | 26,82,481    | 34,30,555    | ..          | 34,30,555    | 25,32,221    | ..          | 25,32,221    | British Borneo   |
| 1,46,712    | 46,18,758    | 39,03,382    | 90,406      | 39,93,788    | 42,07,046    | 35,504      | 42,42,550    | Hongkong   |
| ..          | ..           | 8,777        | ..          | 8,777        | ..           | ..          | ..           | Gambia   |
| ..          | ..           | 39,248       | ..          | 39,248       | ..           | ..          | ..           | Nigeria  |
| 52,760      | 26,45,112    | 25,28,567    | 8,387       | 25,36,954    | 31,28,297    | 4,978       | 31,33,275    | Union of South Africa  |
| ..          | 560          | ..           | ..          | ..           | 2,794        | ..          | 2,794        | Rhodesia   |
| 3,47,762    | 38,69,324    | 31,79,091    | 1,51,462    | 33,30,553    | 23,95,806    | 9,08,747    | 33,04,553    | Zanzibar and Pemba   |
| 3,27,066    | 2,15,33,884  | 2,87,37,010  | 75,039      | 2,88,62,049  | 3,26,17,613  | 27          | 3,26,17,640  | Kenya Colony   |
| ..          | 24,76,877    | 26,20,767    | ..          | 26,20,767    | 43,61,613    | ..          | 43,61,613    | Tanganyika Territory   |
| ..          | 33,900       | 30,419       | ..          | 30,419       | 53,088       | ..          | 53,088       | Uganda Protectorate  |
| ..          | 181          | 1,613        | ..          | 1,613        | 279          | ..          | 279          | Nyasaland Protectorate   |
| ..          | 14,515       | 11,208       | ..          | 11,208       | 2,907        | ..          | 2,907        | Somaliland Protectorate  |
| 17,552      | 7,59,158     | 29,67,118    | ..          | 29,67,118    | 48,40,444    | ..          | 48,40,444    | Anglo-Egyptian Sudan   |
| 81,920      | 96,630       | 47,050       | 22,71,365   | 23,18,415    | 35,373       | 10,72,682   | 11,08,055    | Mauritius and Dependencies   |
| ..          | 2,31,016     | 47,420       | ..          | 47,420       | 1,93,565     | ..          | 1,93,565     | Seychelles   |
| ..          | ..           | ..           | ..          | ..           | 3,263        | ..          | 3,263        | Socotra (b)  |
| ..          | 68,67,428    | 91,56,831    | ..          | 91,56,831    | 93,74,521    | ..          | 93,74,521    | Canada   |
| ..          | ..           | 161          | ..          | 161          | 1,940        | ..          | 1,940        | Newfoundland and Labrador  |
| ..          | 6,535        | 15,309       | ..          | 15,309       | 20,486       | ..          | 20,486       | British West India Islands (excluding<br>Bahamas)  |
| 8,624       | 1,02,51,779  | 96,69,674    | 37,48,649   | 1,34,18,323  | 1,19,26,913  | 50,39,156   | 1,69,66,069  | Commonwealth of Australia  |
| ..          | 2,18,142     | 3,00,807     | ..          | 3,00,807     | 4,07,946     | ..          | 4,07,946     | New Zealand  |
| ..          | 2,971        | 1,854        | ..          | 1,854        | 3,705        | ..          | 3,705        | Fiji Islands   |
| 1,34,63,572 | 59,05,19,088 | 65,35,28,241 | 2,35,43,061 | 67,70,71,302 | 65,50,82,726 | 4,88,94,091 | 70,39,76,817 | Total Private Merchandise and Treasure   |
| ..          | 1,45,15,388  | 1,64,94,664  | ..          | 1,64,94,664  | 1,56,53,787  | ..          | 1,56,53,787  | Government Stores and Treasure—<br>United Kingdom (including Channel<br>Islands)                       |
| 57,486      | 14,20,442    | 19,97,444    | 1,417       | 19,98,861    | 26,79,940    | 1,99,52,479 | 2,26,32,419  | Other Countries  |
| 57,486      | 1,59,35,830  | 1,84,92,108  | 1,417       | 1,84,93,525  | 1,83,33,727  | 1,99,52,479 | 3,82,86,206  | Total Government Stores and Treasure   |
| 1,36,26,008 | 60,64,54,918 | 67,20,20,349 | 2,35,44,478 | 69,55,64,827 | 67,34,16,453 | 6,88,46,570 | 74,22,63,023 | GRAND TOTAL BRITISH EMPIRE   |
| ..          | 1,63,88,332  | 1,56,72,462  | ..          | 1,56,72,462  | 1,61,03,437  | ..          | 1,61,03,437  | FOREIGN COUNTRIES—<br>Private Merchandise and Treasure—<br>U. S. S. R.                                 |
| ..          | 15,76,937    | 19,47,502    | ..          | 19,47,502    | 21,75,712    | ..          | 21,75,712    | Finland  |
| ..          | 10,60,461    | 10,51,947    | ..          | 10,51,947    | 13,85,657    | ..          | 13,85,657    | Estonia  |
| ..          | 1,00,572     | 82,383       | ..          | 82,383       | 1,63,391     | ..          | 1,63,391     | Latvia   |
| ..          | 83,411       | 47,592       | ..          | 47,592       | 36,643       | ..          | 36,643       | Lithuania  |
| ..          | 1,02,06,757  | 98,98,827    | ..          | 98,98,827    | 1,14,22,472  | ..          | 1,14,22,472  | Sweden   |
| ..          | 60,92,939    | 49,85,332    | ..          | 49,85,332    | 58,41,171    | ..          | 58,41,171    | Norway   |
| ..          | 17,03,381    | 14,30,435    | ..          | 14,30,435    | 31,64,539    | ..          | 31,64,539    | Denmark  |
| ..          | 18,85,832    | 25,31,633    | ..          | 25,31,633    | 19,11,120    | ..          | 19,11,120    | Poland (including Danzig)  |
| ..          | 8,88,50,859  | 10,10,52,863 | ..          | 10,10,52,863 | 12,34,15,673 | ..          | 12,34,15,673 | Germany  |
| ..          | 1,31,62,799  | 1,29,91,101  | ..          | 1,29,91,101  | 1,34,44,276  | ..          | 1,34,44,276  | Netherlands  |
| ..          | 2,60,12,597  | 2,15,82,657  | ..          | 2,15,82,657  | 2,43,64,013  | 368         | 2,43,64,381  | Belgium  |
| ..          | 14,28,782    | 14,16,464    | ..          | 14,16,464    | 9,14,911     | ..          | 9,14,911     | Luxembourg   |
| ..          | 1,50,71,617  | 1,52,91,344  | 4,647       | 1,52,96,991  | 1,29,50,453  | 4,54,888    | 1,34,05,341  | France   |

\* Separately shown from 1933-34.

† Includes figures for Irish Free State up to 1932-33.

(a) Includes figures for Non-Federated Malay States up to 1932-33.

(b) Separately shown from 1933-34. Formerly included in "Aden and Dependencies."

[Continued on next page]

ABSTRACT TABLES  
IMPORTS

( 4 )

1—continued  
VALUE of the TOTAL IMPORTS of MERCHANDISE and

| COUNTRIES  | IMPORTS              |                    |                      |                      |                    |                      |                      |
|--|----------------------|--------------------|----------------------|----------------------|--------------------|----------------------|----------------------|
|  | 1931-32              |                    |                      | 1932-33              |                    |                      | 1933-                |
|  | MERCHANDISE          | TREASURE           | TOTAL                | MERCHANDISE          | TREASURE           | TOTAL                | MERCHANDISE          |
| R  | R                    | R                  | R                    | R                    | R                  | R                    | R                    |
| <b>FOREIGN COUNTRIES—continued</b>                             |                      |                    |                      |                      |                    |                      |                      |
| <b>Private Merchandise and Treasure—contd</b>                  |                      |                    |                      |                      |                    |                      |                      |
| Spain  | 19,19,609            | ..                 | 19,19,609            | 24,81,103            | ..                 | 24,81,103            | 20,90,828            |
| Portugal (including Azores and Madeira)                        | 2,92,030             | ..                 | 2,92,030             | 2,99,899             | ..                 | 2,99,899             | 3,25,082             |
| Switzerland  | 1,22,28,637          | ..                 | 1,22,28,637          | 1,20,01,552          | ..                 | 1,20,01,552          | 1,02,41,870          |
| Italy (including Fiume)  | 3,58,92,009          | ..                 | 3,58,92,009          | 3,95,00,801          | ..                 | 3,95,00,801          | 2,91,28,400          |
| Austria  | 71,40,816            | ..                 | 71,40,816            | 65,20,002            | ..                 | 65,20,002            | 52,35,497            |
| Hungary  | 3,19,720             | ..                 | 3,19,720             | 5,16,874             | ..                 | 5,16,874             | 10,55,900            |
| Czechoslovakia   | 72,83,839            | ..                 | 72,83,839            | 77,72,621            | ..                 | 77,72,621            | 80,34,423            |
| Bulgaria   | ..                   | ..                 | ..                   | ..                   | ..                 | ..                   | 281                  |
| Yugoslavia (Kingdom of the Serbs, Croats and Slovenes)         | 5,30,599             | ..                 | 5,30,599             | 6,38,038             | ..                 | 6,38,038             | 5,53,710             |
| Albania  | 10                   | ..                 | 10                   | ..                   | ..                 | ..                   | ..                   |
| Roumania   | 7,27,074             | ..                 | 7,27,074             | 33,32,341            | ..                 | 33,32,341            | 52,00,479            |
| Greece (including Crete)                                       | 3,28,557             | ..                 | 3,28,557             | 4,50,496             | ..                 | 4,50,496             | 2,96,903             |
| Turkey, European   | 8,580                | ..                 | 8,580                | 21,414               | ..                 | 21,414               | 4,886                |
| Turkey, Asiatic  | 22,174               | ..                 | 22,174               | 37,676               | ..                 | 37,676               | 80,488               |
| Syria  | 73,654               | ..                 | 73,654               | 11,844               | ..                 | 11,844               | 11,578               |
| Mascat Territory and Trucial Oman                              | 27,34,754            | 14,99,148          | 42,33,898            | 23,43,442            | 19,83,939          | 43,27,381            | 22,48,901            |
| Other Native States in Arabia                                  | 3,03,783             | 20,47,782          | 23,51,570            | 2,86,222             | 16,27,168          | 19,13,404            | 5,86,768             |
| Iraq   | 57,89,340            | 66,75,185          | 1,24,64,525          | 43,26,648            | 74,09,536          | 1,17,27,183          | 39,36,295            |
| Iran   | 2,75,93,770          | 1,96,745           | 2,77,90,524          | 1,93,27,092          | 67,290             | 1,93,94,382          | 1,44,51,847          |
| Benjam Island  | 1,655                | ..                 | 1,655                | 18,190               | ..                 | 18,190               | 50                   |
| Sumatra  | 15,20,847            | ..                 | 15,20,847            | 17,43,049            | ..                 | 17,43,049            | 14,23,683            |
| Java   | 4,84,72,220          | ..                 | 4,84,72,220          | 3,73,50,327          | ..                 | 3,73,50,327          | 2,38,89,881          |
| Borneo (Dutch)   | 66,84,562            | ..                 | 66,84,562            | 43,74,507            | ..                 | 43,74,507            | 32,15,734            |
| Celebes and other Islands                                      | 4,177                | ..                 | 4,177                | 8,25,340             | ..                 | 8,25,340             | 13,636               |
| New Guinea (Dutch)   | 10,37,223            | ..                 | 10,37,223            | 16,81,523            | ..                 | 16,81,523            | 130                  |
| Siam   | 18,91,009            | 5,14,995           | 24,06,004            | 22,62,954            | 1,10,450           | 23,70,404            | 44,74,783            |
| French Indo-China  | 18,79,584            | ..                 | 18,79,584            | 10,86,374            | 34,500             | 20,20,874            | 18,79,297            |
| Philippines  | 5,11,823             | ..                 | 5,11,823             | 3,20,886             | ..                 | 3,20,886             | 3,45,322             |
| Maedo  | ..                   | ..                 | ..                   | 910                  | ..                 | 910                  | ..                   |
| Japan  | 13,33,96,671         | ..                 | 13,33,96,671         | 20,47,76,116         | 30                 | 20,47,76,146         | 16,85,51,011         |
| Formosa  | 240                  | ..                 | 240                  | ..                   | ..                 | ..                   | ..                   |
| China (exclusive of Hongkong and Macao)                        | 2,76,60,512          | 9,77,938           | 2,86,38,445          | 2,04,91,217          | 10,822             | 2,95,02,039          | 2,22,61,860          |
| Egypt  | 1,47,02,207          | ..                 | 1,47,02,207          | 95,65,246            | ..                 | 95,65,246            | 67,60,596            |
| Tripoli (Libya)  | 3                    | ..                 | 3                    | ..                   | ..                 | ..                   | 8,912                |
| Algeria  | ..                   | ..                 | ..                   | ..                   | ..                 | ..                   | ..                   |
| Morocco  | ..                   | ..                 | ..                   | ..                   | ..                 | ..                   | ..                   |
| Canary Islands   | 22,918               | ..                 | 22,918               | 34,791               | ..                 | 34,791               | 19,540               |
| Belgian Congo (including Ruanda Urundi)                        | 5                    | ..                 | 5                    | ..                   | ..                 | ..                   | 1,400                |
| Portuguese West Africa   | 19                   | ..                 | 19                   | ..                   | ..                 | ..                   | 66                   |
| Portuguese East Africa   | 12,03,060            | 2,21,242           | 14,24,302            | 18,93,385            | 2,50,704           | 21,58,539            | 32,22,563            |
| Madagascar and Kerguelon                                       | 28,055               | ..                 | 28,055               | 17,147               | ..                 | 17,147               | 14,333               |
| Réunion  | 57                   | ..                 | 57                   | ..                   | ..                 | ..                   | 3,66,772             |
| Italian East Africa (Somaliland and Eritrea)                   | 10,16,643            | ..                 | 10,16,643            | 14,62,610            | 4,520              | 14,67,139            | 1,07,532             |
| French Somaliland  | 2,139                | ..                 | 2,139                | 73,719               | ..                 | 73,719               | 133                  |
| Abyssinia  | ..                   | ..                 | ..                   | ..                   | ..                 | ..                   | 10                   |
| United States of America                                       | 12,83,62,248         | 48,86,966          | 13,32,49,299         | 11,26,08,778         | 74,500             | 11,25,83,568         | 7,17,81,080          |
| Cuba   | 5,741                | ..                 | 5,741                | 290                  | ..                 | 290                  | ..                   |
| Haiti and St. Domingo  | 1,638                | ..                 | 1,638                | 814                  | ..                 | 814                  | 600                  |
| Porto Rico   | ..                   | ..                 | ..                   | ..                   | ..                 | ..                   | 122                  |
| Dutch West Indies (Curacao)                                    | ..                   | ..                 | ..                   | ..                   | ..                 | ..                   | ..                   |
| French West Indies   | ..                   | ..                 | ..                   | ..                   | ..                 | ..                   | ..                   |
| Mexico   | 81,866               | ..                 | 81,866               | 9,30,636             | ..                 | 9,30,636             | 3,20,300             |
| Colombia   | ..                   | ..                 | ..                   | 2,463                | ..                 | 2,463                | 60                   |
| Panama (including Panama Canal Zone)                           | ..                   | ..                 | ..                   | ..                   | ..                 | ..                   | 190                  |
| Brazil   | 1,632                | ..                 | 1,632                | 236                  | ..                 | 236                  | 275                  |
| Uruguay  | ..                   | ..                 | ..                   | ..                   | ..                 | ..                   | 805                  |
| Argentine Republic (including the Atlantic Coast of Patagonia) | 12,455               | ..                 | 12,455               | 14,355               | ..                 | 14,355               | 10,788               |
| Chile (including the Pacific Coast of Patagonia)               | 968                  | ..                 | 968                  | 5,720                | ..                 | 5,720                | 8,764                |
| Peru   | ..                   | ..                 | ..                   | ..                   | ..                 | ..                   | 86,730               |
| Ecuador  | ..                   | ..                 | ..                   | 5,38,438             | ..                 | 5,38,438             | ..                   |
| Hawaii   | ..                   | ..                 | ..                   | ..                   | ..                 | ..                   | ..                   |
| Other Islands of the Pacific                                   | ..                   | ..                 | ..                   | ..                   | ..                 | ..                   | ..                   |
| <b>Total Private Merchandise and Treasure</b>                  | <b>69,70,45,497</b>  | <b>1,70,19,990</b> | <b>71,40,65,487</b>  | <b>73,20,19,614</b>  | <b>1,15,79,696</b> | <b>74,35,99,210</b>  | <b>57,65,19,628</b>  |
| <b>Government stores and Treasure</b>                          | <b>92,94,205</b>     | <b>..</b>          | <b>92,94,205</b>     | <b>39,85,431</b>     | <b>7,842</b>       | <b>39,93,273</b>     | <b>35,06,984</b>     |
| <b>GRAND TOTAL FOREIGN COUNTRIES</b>                           | <b>70,63,39,702</b>  | <b>1,70,19,990</b> | <b>72,33,59,692</b>  | <b>73,60,05,045</b>  | <b>1,15,87,438</b> | <b>74,75,92,483</b>  | <b>58,01,16,512</b>  |
| <b>GRAND TOTAL BRITISH EMPIRE AND FOREIGN COUNTRIES</b>        | <b>180,64,38,506</b> | <b>7,26,80,825</b> | <b>187,91,09,331</b> | <b>195,01,76,064</b> | <b>2,09,13,168</b> | <b>188,00,89,242</b> | <b>117,30,45,422</b> |

TREASURY from each COUNTRY, in each Official Year from 1931-32 to 1935-36—continued

| IMPORTS     |               |               |             |               |               |             |               | COUNTRIES  |
|-------------|---------------|---------------|-------------|---------------|---------------|-------------|---------------|--|
| 1934-35     |               |               |             | 1935-36       |               |             |               |  |
| TREASURY    | TOTAL         | MERCHANDISE   | TREASURY    | TOTAL         | MERCHANDISE   | TREASURY    | TOTAL         |  |
| £           | £             | £             | £           | £             | £             | £           | £             |  |
| ..          | 20,00,828     | 24,12,325     | ..          | 24,12,325     | 22,08,805     | ..          | 22,08,805     | FOREIGN COUNTRIES—continued                                    |
| ..          | 8,25,082      | 8,09,762      | ..          | 3,09,762      | 3,09,518      | ..          | 3,09,518      | Private Merchandise and Treasure—contd.                        |
| ..          | 1,02,41,870   | 1,33,64,200   | ..          | 1,33,64,200   | 1,47,09,164   | ..          | 1,47,09,164   | Spain  |
| ..          | 2,01,28,490   | 3,01,83,401   | ..          | 3,01,83,401   | 2,00,22,382   | ..          | 2,00,22,382   | Portugal (including Azores and Madeira)                        |
| ..          | 52,85,497     | 53,13,007     | ..          | 53,13,007     | 42,84,486     | ..          | 42,84,486     | Switzerland  |
| ..          | 10,56,900     | 7,77,201      | ..          | 7,77,201      | 23,71,107     | ..          | 23,71,107     | Italy (including Florence)                                     |
| ..          | 80,84,423     | 87,91,708     | ..          | 87,91,708     | 67,97,144     | ..          | 67,97,144     | Austria  |
| ..          | 281           | ..            | ..          | ..            | ..            | ..          | ..            | Hungary  |
| ..          | 5,53,710      | 5,88,849      | ..          | 5,88,849      | 5,77,501      | ..          | 5,77,501      | Czechoslovakia   |
| ..          | ..            | ..            | ..          | ..            | ..            | ..          | ..            | Bulgaria   |
| ..          | 52,00,479     | 8,98,386      | ..          | 8,98,386      | 2,98,336      | ..          | 2,98,336      | Yugoslavia (Kingdom of the Serbs, Croats and Slovenes)         |
| ..          | 2,90,963      | 2,12,325      | ..          | 2,12,325      | 2,42,110      | ..          | 2,42,110      | Albania  |
| ..          | 4,880         | 52,713        | ..          | 52,713        | 72,216        | ..          | 72,216        | Roumania   |
| ..          | 80,488        | 1,41,422      | ..          | 1,41,422      | 1,31,297      | ..          | 1,31,297      | Greece (including Crete)                                       |
| ..          | 11,578        | 23,090        | ..          | 23,090        | 14,123        | ..          | 14,123        | Turkey, European   |
| 15,70,313   | 38,28,214     | 21,01,741     | 14,24,009   | 35,25,750     | 20,91,857     | 12,28,364   | 33,20,221     | Turkey, Asiatic  |
| 14,36,453   | 20,23,221     | 6,55,465      | 9,92,893    | 16,48,353     | 7,49,107      | 34,21,894   | 41,71,001     | Syria  |
| 29,66,214   | 69,02,509     | 52,45,300     | 3,37,540    | 55,82,840     | 49,60,448     | 3,56,270    | 53,16,718     | Mascat Territory and Trucial States                            |
| 10,400      | 1,44,82,256   | 2,08,50,711   | 2,51,666    | 2,11,02,377   | 2,35,42,440   | 77,162      | 2,36,19,602   | Other Native States in Arabia                                  |
| ..          | 50            | 261           | ..          | 261           | 635           | ..          | 635           | Iraq   |
| ..          | 14,23,883     | 45,24,803     | ..          | 45,24,803     | 18,75,560     | ..          | 18,75,560     | Iran   |
| ..          | 2,38,69,881   | 1,90,67,874   | 10,701      | 1,90,78,575   | 1,74,46,246   | ..          | 1,74,46,246   | Honjam Island  |
| ..          | 32,15,734     | 30,08,316     | ..          | 30,08,316     | 31,47,256     | ..          | 31,47,256     | Sumatra  |
| ..          | 18,638        | 7,035         | ..          | 7,035         | 4,032         | ..          | 4,032         | Java   |
| 57,000      | 45,31,783     | 1,93,87,143   | 23,525      | 1,94,10,668   | 81,10,401     | 1,02,961    | 82,13,362     | Borneo (Dutch)   |
| ..          | 18,79,297     | 66,59,740     | ..          | 66,59,740     | 66,04,661     | ..          | 66,04,661     | Celebes and other Islands                                      |
| ..          | 3,45,322      | 3,75,171      | ..          | 3,75,171      | 4,91,100      | ..          | 4,91,100      | New Guinea (Dutch)   |
| ..          | ..            | ..            | ..          | ..            | ..            | ..          | ..            | Siam   |
| ..          | 16,35,51,011  | 20,79,62,319  | ..          | 20,79,62,319  | 21,84,31,649  | ..          | 21,84,31,649  | French Indo-China  |
| ..          | ..            | 5,362         | ..          | 5,362         | ..            | ..          | ..            | Philippines  |
| 36,507      | 2,22,98,373   | 2,06,63,891   | 2,53,27,706 | 4,59,91,597   | 1,84,61,140   | 92          | 1,84,61,232   | Macao  |
| 3,311       | 67,68,907     | 1,07,49,794   | ..          | 1,07,49,794   | 1,53,01,160   | ..          | 1,53,01,160   | Japan  |
| ..          | 8,912         | 2             | ..          | 2             | ..            | ..          | ..            | Formosa  |
| ..          | ..            | 1,919         | ..          | 1,919         | 3,979         | ..          | 3,979         | China (exclusive of Hongkong and Macao)                        |
| ..          | ..            | 12            | ..          | 12            | 8,940         | ..          | 8,940         | Egypt  |
| ..          | 19,549        | 1,19,923      | ..          | 1,19,923      | 69,922        | ..          | 69,922        | Tripoli (Libya)  |
| ..          | 1,400         | ..            | ..          | ..            | ..            | ..          | ..            | Algeria  |
| ..          | 66            | 100           | ..          | 100           | ..            | ..          | ..            | Morocco  |
| ..          | 32,22,553     | 27,07,239     | ..          | 27,07,239     | 44,60,092     | ..          | 44,60,092     | Canary Islands   |
| ..          | 14,333        | 15,910        | ..          | 15,910        | 1,08,249      | ..          | 1,08,249      | Belgian Congo (including Ruanda Urundi)                        |
| ..          | 3,66,772      | ..            | ..          | ..            | ..            | ..          | ..            | Portuguese West Africa   |
| ..          | 1,07,532      | 1,32,206      | ..          | 1,32,206      | 8,148         | ..          | 8,148         | Portuguese East Africa   |
| ..          | 133           | 5,470         | ..          | 5,470         | 3,132         | ..          | 3,132         | Madagascar and Kerguelon                                       |
| ..          | 16            | 843           | ..          | 843           | 12            | ..          | 12            | Réunion  |
| ..          | 7,17,81,000   | 8,41,45,013   | ..          | 8,41,45,013   | 8,94,18,459   | ..          | 8,94,18,459   | Italian East Africa (Somaliland and Eritrea)                   |
| ..          | 660           | 243           | ..          | 243           | 166           | ..          | 166           | French Somaliland  |
| ..          | 122           | ..            | ..          | ..            | ..            | ..          | ..            | Abyssinia  |
| ..          | ..            | 661           | ..          | 661           | 8             | ..          | 8             | United States of America                                       |
| ..          | 3,20,300      | 5,26,846      | ..          | 5,26,846      | 5,85,544      | ..          | 5,85,544      | Cuba   |
| ..          | 60            | ..            | ..          | ..            | ..            | ..          | ..            | Haiti and St. Domingo  |
| ..          | 190           | 67            | ..          | 67            | 57            | ..          | 57            | Porto Rico   |
| ..          | 275           | 63,627        | ..          | 63,627        | 8,335         | ..          | 8,335         | Dutch West Indies (Curaçao)                                    |
| ..          | 805           | 130           | ..          | 130           | 2,319         | ..          | 2,319         | French West Indies   |
| ..          | 19,783        | 15,700        | ..          | 15,700        | 1,30,851      | ..          | 1,30,851      | Mexico   |
| ..          | 8,764         | 47,001        | ..          | 47,001        | 5,616         | ..          | 5,616         | Colombia   |
| ..          | 36,730        | 11,92,080     | ..          | 11,92,080     | 31,66,276     | ..          | 31,66,276     | Panama (including Panama Canal Zone)                           |
| ..          | ..            | ..            | ..          | ..            | ..            | ..          | ..            | Brazil   |
| ..          | ..            | 618           | ..          | 618           | 6             | ..          | 6             | Uruguay  |
| ..          | ..            | 50            | ..          | 50            | ..            | ..          | ..            | Argentina Republic (including the Atlantic Coast of Patagonia) |
| 60,89,207   | 58,26,08,835  | 66,93,81,486  | 2,83,72,687 | 69,77,54,173  | 68,85,84,370  | 56,41,999   | 69,42,26,869  | Chile (including the Pacific Coast of Patagonia)               |
| ..          | 35,96,884     | 44,68,297     | ..          | 44,68,297     | 56,74,808     | ..          | 56,74,808     | Peru   |
| 60,89,207   | 58,62,05,710  | 67,38,49,783  | 2,83,72,687 | 70,22,22,470  | 60,42,59,673  | 56,41,999   | 69,99,01,677  | Ecuador  |
| 1,00,15,215 | 119,26,60,637 | 134,56,70,132 | 5,10,17,165 | 139,77,87,297 | 136,76,76,131 | 7,44,88,569 | 144,21,64,700 | Hawaii   |
| ..          | ..            | ..            | ..          | ..            | ..            | ..          | ..            | Other Islands of the Pacific                                   |
| ..          | ..            | ..            | ..          | ..            | ..            | ..          | ..            | Total Private Merchandise and Treasure                         |
| ..          | ..            | ..            | ..          | ..            | ..            | ..          | ..            | Government Stores and Treasure                                 |
| ..          | ..            | ..            | ..          | ..            | ..            | ..          | ..            | GRAND TOTAL FOREIGN COUNTRIES                                  |
| ..          | ..            | ..            | ..          | ..            | ..            | ..          | ..            | GRAND TOTAL BRITISH EMPIRE AND FOREIGN COUNTRIES               |

ABSTRACT TABLES  
EXPORTS

VALUE of the TOTAL EXPORTS of MERCHANDISE (FOREIGN and INDIAN combined) and  
Official Year from

| COUNTRIES   | EXPORTS             |                     |                       |                     |                     |                       |                     |
|---|---------------------|---------------------|-----------------------|---------------------|---------------------|-----------------------|---------------------|
|   | 1931-32             |                     |                       | 1932-33             |                     |                       | MERCHANDISE         |
|   | MERCHANDISE         | TREASURE            | TOTAL                 | MERCHANDISE         | TREASURE            | TOTAL                 |                     |
| <b>BRITISH EMPIRE—</b>                                    |                     |                     |                       |                     |                     |                       |                     |
| United Kingdom (including Channel Islands) <sup>(a)</sup> | 41,80,00,000        | 48,47,16,729        | 93,27,16,736          | 37,81,26,085        | 30,99,82,527        | 77,81,09,212          | 48,05,56,972        |
| Irish Free State <sup>(a)</sup>                           | —                   | —                   | —                     | —                   | —                   | —                     | 16,56,009           |
| Gibraltar   | 41,157              | ..                  | 41,157                | 71,161              | ..                  | 71,161                | 27,397              |
| Malta and Goso  | 22,531              | ..                  | 22,531                | 47,948              | ..                  | 47,948                | 90,409              |
| Cyprus  | 1,74,519            | ..                  | 1,74,519              | 1,52,288            | ..                  | 1,52,288              | 1,69,400            |
| Palestine   | 6,23,649            | ..                  | 6,23,649              | 6,82,531            | ..                  | 6,82,531              | 10,78,108           |
| Aden and Dependencies                                     | 82,53,264           | ..                  | 82,53,264             | 67,44,056           | 989                 | 67,45,045             | 73,45,336           |
| Bahrain Islands   | 61,40,593           | 7,45,997            | 68,86,590             | 49,01,650           | 10,16,000           | 59,17,650             | 84,82,829           |
| Ceylon (excluding Maldives)                               | 7,96,11,043         | 2,38,758            | 7,98,49,801           | 6,81,54,482         | 18,07,046           | 6,99,61,528           | 6,23,65,905         |
| Maldives  | 1,84,006            | ..                  | 1,34,006              | 1,95,429            | ..                  | 1,95,429              | 77,591              |
| Straits Settlements                                       | 4,74,85,296         | 6,43,500            | 4,80,78,796           | 3,63,54,292         | ..                  | 3,63,54,292           | 3,33,83,528         |
| Federated Malay States                                    | 71,29,983           | ..                  | 71,29,983             | 56,83,497           | ..                  | 56,83,497             | 51,40,798           |
| Non-Federated Malay States <sup>(a)</sup>                 | —                   | —                   | —                     | —                   | —                   | —                     | —                   |
| British Borneo  | 11,666              | ..                  | 11,666                | 15,829              | ..                  | 15,829                | 16,156              |
| Hongkong  | 1,88,30,719         | 1,00,97,860         | 2,89,28,579           | 1,46,76,068         | 322                 | 1,46,76,390           | 1,11,59,136         |
| West Africa   | 18,75,983           | ..                  | 18,75,983             | 24,42,079           | ..                  | 24,42,079             | 29,30,654           |
| Protectorate of South-West Africa                         | ..                  | ..                  | ..                    | ..                  | ..                  | ..                    | 556                 |
| Union of South Africa                                     | 1,46,03,307         | ..                  | 1,46,03,307           | 1,28,02,852         | ..                  | 1,28,02,852           | 1,21,82,245         |
| Rhodesia  | ..                  | ..                  | ..                    | ..                  | ..                  | ..                    | 968                 |
| Zanzibar and Pemba  | 35,18,669           | 7,00,000            | 42,18,669             | 24,77,241           | ..                  | 24,77,241             | 22,24,187           |
| Kenya Colony  | 52,09,985           | ..                  | 52,09,985             | 48,14,818           | ..                  | 48,14,818             | 47,14,964           |
| Tanganyika Territory                                      | 31,54,942           | ..                  | 31,54,942             | 17,96,135           | ..                  | 17,96,135             | 13,33,949           |
| Uganda Protectorate                                       | 1,66,972            | ..                  | 1,66,972              | 1,01,829            | ..                  | 1,01,829              | 1,04,369            |
| Nyasaland Protectorate                                    | 3,825               | ..                  | 3,825                 | 4,975               | ..                  | 4,975                 | ..                  |
| Somaland Protectorate                                     | 3,13,064            | ..                  | 3,13,064              | 3,96,654            | ..                  | 3,96,654              | 2,77,515            |
| Anglo-Egyptian Sudan                                      | 26,45,940           | ..                  | 26,45,940             | 22,46,665           | ..                  | 22,46,665             | 29,20,454           |
| Mauritius and Dependencies                                | 90,57,098           | ..                  | 90,57,098             | 75,37,611           | ..                  | 75,37,611             | 68,10,164           |
| Seychelles  | 5,44,711            | ..                  | 5,44,711              | 5,78,087            | ..                  | 5,78,087              | 3,42,848            |
| Socotra <sup>(a)</sup>                                    | —                   | —                   | —                     | —                   | —                   | —                     | 16,061              |
| Canada  | 1,47,85,501         | ..                  | 1,47,85,501           | 1,62,79,469         | ..                  | 1,62,79,469           | 1,88,41,011         |
| Newfoundland and Labrador                                 | 260                 | ..                  | 260                   | ..                  | ..                  | ..                    | ..                  |
| Bermuda   | 1,991               | ..                  | 1,991                 | 1,713               | ..                  | 1,713                 | 2,846               |
| Bahamas   | ..                  | ..                  | ..                    | 7,323               | ..                  | 7,323                 | 24,591              |
| British West India Islands (excluding Bahamas)            | 80,02,980           | ..                  | 80,02,980             | 25,62,629           | ..                  | 25,62,629             | 28,97,991           |
| Honduras  | 3,356               | ..                  | 3,356                 | 7,308               | ..                  | 7,308                 | 31,021              |
| Gulana  | 5,42,268            | ..                  | 5,42,268              | 7,36,751            | ..                  | 7,36,751              | 5,94,030            |
| Falkland Islands  | ..                  | ..                  | ..                    | 1,744               | ..                  | 1,744                 | ..                  |
| Commonwealth of Australia                                 | 2,96,67,014         | ..                  | 2,96,67,014           | 3,89,67,868         | 52                  | 3,89,67,920           | 2,98,35,029         |
| Territory of Papua  | 3,25,403            | ..                  | 3,25,403              | 4,45,659            | ..                  | 4,45,659              | 3,18,600            |
| Other British Pacific Islands <sup>(a)</sup>              | —                   | —                   | —                     | —                   | —                   | —                     | —                   |
| New Zealand   | 35,23,916           | ..                  | 35,23,916             | 38,62,190           | ..                  | 38,62,190             | 53,18,606           |
| Fiji Islands  | 4,14,940            | ..                  | 4,14,940              | 6,27,069            | ..                  | 6,27,069              | 4,12,087            |
| Cook Islands <sup>(a)</sup>                               | —                   | —                   | —                     | —                   | —                   | —                     | —                   |
| <b>TOTAL BRITISH EMPIRE</b>                               | <b>70,97,75,482</b> | <b>49,71,42,844</b> | <b>1,20,69,18,326</b> | <b>61,43,04,580</b> | <b>40,28,06,936</b> | <b>1,01,71,11,516</b> | <b>69,86,48,272</b> |
| <b>FOREIGN COUNTRIES—</b>                                 |                     |                     |                       |                     |                     |                       |                     |
| U. S. S. R.   | 66,91,300           | ..                  | 66,91,300             | 37,69,865           | ..                  | 37,69,865             | 8,09,222            |
| Finland   | 7,21,706            | ..                  | 7,21,706              | 2,36,559            | ..                  | 2,36,559              | 4,97,048            |
| Estonia   | 2,000               | ..                  | 2,000                 | ..                  | ..                  | ..                    | 2,800               |
| Latvia  | ..                  | ..                  | ..                    | ..                  | ..                  | ..                    | 1,000               |
| Lithuania   | ..                  | ..                  | ..                    | ..                  | ..                  | ..                    | ..                  |
| Sweden  | 21,35,891           | ..                  | 21,35,891             | 24,27,524           | ..                  | 24,27,524             | 33,96,756           |
| Norway  | 44,82,697           | ..                  | 44,82,697             | 31,64,247           | ..                  | 31,64,247             | 38,08,307           |
| Denmark   | 18,89,880           | ..                  | 18,89,880             | 10,22,680           | ..                  | 10,22,680             | 16,30,348           |
| Poland (excluding Danzig)                                 | 50,49,969           | ..                  | 50,49,969             | 23,29,596           | ..                  | 23,29,596             | 40,77,201           |
| Germany   | 10,35,47,886        | ..                  | 10,35,47,886          | 8,65,81,355         | ..                  | 8,65,81,355           | 9,02,33,566         |
| Netherlands   | 5,13,00,159         | 2,40,52,134         | 8,02,52,293           | 4,16,91,090         | 4,82,90,892         | 8,48,81,982           | 4,23,65,151         |
| Belgium   | 4,49,86,771         | 1,70,401            | 4,51,07,172           | 4,03,47,203         | ..                  | 4,03,47,203           | 4,50,70,745         |

(a) Separately shown from 1933-34.

\* Includes figures for Irish Free State up to 1962-33.

TREASURE, exclusive of GOVERNMENT STORES and TREASURE, to each COUNTRY, in each  
1931-32 to 1935-36

| EXPORTS      |                |              |              |                |              |               |                | COUNTRIES                                      |
|--------------|----------------|--------------|--------------|----------------|--------------|---------------|----------------|--|
| 1933-34      |                | 1934-35      |              |                | 1935-36      |               |                |  |
| TREASURE     | TOTAL          | MERCHANDISE  | TREASURE     | TOTAL          | MERCHANDISE  | TREASURE      | TOTAL          |  |
| £            | £              | £            | £            | £              | £            | £             | £              |  |
| 44,92,58,799 | 92,98,14,771   | 48,98,87,267 | 86,57,05,135 | 85,55,42,402   | 51,79,67,776 | 26,26,04,354  | 78,05,72,080   | BRITISH EMPIRE—                                |
| ..           | 16,50,009      | 14,88,388    | ..           | 14,88,388      | 26,13,067    | ..            | 26,13,067      | United Kingdom (including Channel Islands)*    |
| ..           | 27,897         | 34,821       | ..           | 34,821         | 24,883       | ..            | 24,883         | Irish Free State (a)                           |
| ..           | 90,409         | 94,624       | ..           | 94,624         | 1,06,709     | ..            | 1,06,709       | Gibraltar                                      |
| ..           | 1,89,400       | 2,88,978     | ..           | 2,88,978       | 6,59,728     | ..            | 6,59,728       | Malta and Gozo                                 |
| ..           | 10,78,108      | 8,68,018     | ..           | 8,68,018       | 7,14,886     | ..            | 7,04,886       | Cyprus   |
| 4,126        | 78,49,402      | 74,51,146    | ..           | 74,51,146      | 82,82,404    | 55,938        | 83,38,342      | Palestine                                      |
| 6,70,500     | 41,23,329      | 36,82,868    | 7,90,000     | 44,82,868      | 38,72,881    | 2,82,000      | 41,54,881      | Aden and Dependences                           |
| 22,80,885    | 6,46,46,540    | 6,84,00,935  | 87,90,103    | 7,21,91,093    | 7,45,86,550  | 32,80,988     | 7,78,67,538    | Bahrain Islands                                |
| ..           | 77,591         | 1,78,483     | ..           | 1,78,483       | 1,13,245     | ..            | 1,13,245       | Ceylon (excluding Maldives)                    |
| ..           | 3,33,83,528    | 3,31,30,166  | 150          | 3,31,30,816    | 3,77,03,587  | ..            | 3,77,03,897    | Maldives                                       |
| ..           | 51,40,798      | 56,29,271    | ..           | 56,29,271      | 76,30,088    | ..            | 76,30,088      | Straits Settlements                            |
| ..           | ..             | 3,971        | ..           | 3,971          | 1,448        | ..            | 1,448          | Federated Malay States                         |
| ..           | 16,158         | 32,349       | ..           | 32,349         | 67,563       | ..            | 67,563         | Non-Federated Malay States(a)                  |
| 61           | 1,11,59,197    | 59,71,765    | 2,39,90,636  | 2,99,71,401    | 53,37,845    | 28,36,625     | 81,74,470      | British Borneo                                 |
| ..           | 29,30,654      | 38,03,648    | ..           | 38,03,648      | 87,83,201    | ..            | 87,83,201      | Hongkong                                       |
| ..           | 556            | 268          | ..           | 268            | 43,573       | ..            | 43,573         | West Africa                                    |
| ..           | 1,21,82,245    | 1,44,10,957  | ..           | 1,44,10,957    | 1,58,83,544  | 2,000         | 1,58,40,544    | Protectorate of South-West Africa              |
| ..           | 968            | ..           | ..           | ..             | ..           | ..            | ..             | Union of South Africa                          |
| 2,00,000     | 24,24,187      | 18,53,154    | 7,20,000     | 25,73,154      | 17,59,117    | 21,768        | 17,80,885      | Rhodesia                                       |
| 1,545        | 47,16,509      | 47,23,018    | ..           | 47,23,018      | 51,89,360    | 32,680        | 52,22,040      | Zanzibar and Pemba                             |
| ..           | 13,33,949      | 13,04,311    | ..           | 13,04,311      | 15,34,118    | ..            | 15,34,118      | Kenya Colony                                   |
| ..           | 1,04,369       | 1,70,104     | ..           | 1,70,104       | 1,39,893     | ..            | 1,39,893       | Tanganyika Territory                           |
| ..           | ..             | 421          | ..           | 421            | 5,751        | ..            | 5,751          | Uganda Protectorate                            |
| ..           | 2,77,515       | 2,25,271     | ..           | 2,25,271       | 1,60,370     | ..            | 1,60,370       | Nyasaland Protectorate                         |
| ..           | 29,20,454      | 30,90,552    | ..           | 30,90,552      | 30,61,453    | 50,140        | 51,17,593      | Somaliland Protectorate                        |
| ..           | 69,10,104      | 87,48,454    | ..           | 87,48,454      | 88,78,665    | ..            | 88,78,665      | Anglo-Egyptian Sudan                           |
| ..           | 3,42,848       | 4,55,781     | ..           | 4,55,781       | 4,70,765     | ..            | 4,70,765       | Mauritius and Dependences                      |
| ..           | 16,001         | 1,09,546     | ..           | 1,09,546       | 6,603        | ..            | 6,603          | Seychelles                                     |
| ..           | 1,88,41,011    | 1,72,29,325  | ..           | 1,72,29,325    | 1,72,43,213  | ..            | 1,72,43,213    | Socotra (a)                                    |
| ..           | ..             | ..           | ..           | ..             | ..           | ..            | ..             | Canada   |
| ..           | 2,846          | 2,699        | ..           | 2,699          | 100          | ..            | 100            | Newfoundland and Labrador                      |
| ..           | 24,591         | 54,717       | ..           | 54,717         | 40,434       | ..            | 40,434         | Bermuda  |
| ..           | 28,97,991      | 36,82,433    | ..           | 36,82,433      | 51,33,886    | ..            | 51,33,886      | Bahamas  |
| ..           | 31,021         | 28,569       | ..           | 28,569         | 65,745       | ..            | 65,745         | British West India Islands (excluding Bahamas) |
| ..           | 5,94,030       | 4,97,296     | ..           | 4,97,296       | 6,42,266     | ..            | 6,42,266       | .. Honduras                                    |
| ..           | ..             | ..           | ..           | ..             | ..           | ..            | ..             | .. Guiana                                      |
| ..           | 2,98,35,029    | 2,71,87,346  | ..           | 2,71,87,346    | 2,87,50,954  | ..            | 2,87,50,954    | Falkland Islands                               |
| ..           | 3,18,600       | 2,41,541     | ..           | 2,41,541       | 2,81,358     | ..            | 2,81,358       | Commonwealth of Australia                      |
| ..           | ..             | 379          | ..           | 379            | ..           | ..            | ..             | Territory of Papua                             |
| ..           | 53,18,606      | 49,88,581    | ..           | 49,88,581      | 40,30,910    | ..            | 40,30,910      | Other British Pacific Islands (a)              |
| ..           | 4,12,087       | 3,76,554     | ..           | 3,76,554       | 5,12,189     | ..            | 5,12,189       | New Zealand                                    |
| ..           | ..             | 700          | ..           | 700            | ..           | ..            | ..             | Fiji Islands                                   |
| ..           | ..             | ..           | ..           | ..             | ..           | ..            | ..             | Cook Islands (a)                               |
| 45,24,15,666 | 1,15,10,63,938 | 71,03,39,115 | 89,49,95,084 | 1,10,53,84,199 | 76,22,51,378 | 2,0,91,72,498 | 1,03,14,23,871 | § TOTAL BRITISH EMPIRE                         |
| ..           | 8,09,223       | 8,48,950     | ..           | 8,48,950       | 35,22,170    | ..            | 35,22,170      | FOREIGN COUNTRIES—                             |
| ..           | 4,97,048       | 19,65,827    | ..           | 19,65,827      | 9,76,226     | ..            | 9,76,226       | U. S. S. R.                                    |
| ..           | 2,860          | 61,873       | ..           | 61,873         | 1,00,929     | ..            | 1,00,929       | Finland  |
| ..           | 1,000          | 16,397       | ..           | 16,397         | ..           | ..            | ..             | Estonia  |
| ..           | ..             | 78,399       | ..           | 78,399         | 87,300       | ..            | 87,300         | Latvia   |
| ..           | 33,96,756      | 38,17,023    | ..           | 38,17,023      | 40,75,658    | ..            | 40,75,658      | Lithuania                                      |
| ..           | 38,08,307      | 35,84,347    | ..           | 35,84,347      | 40,33,804    | ..            | 40,33,804      | Sweden   |
| ..           | 16,30,343      | 15,25,781    | ..           | 15,25,781      | 11,72,930    | ..            | 11,72,930      | Norway   |
| ..           | 40,77,201      | 58,18,248    | ..           | 58,18,248      | 81,60,951    | ..            | 81,60,951      | Denmark  |
| ..           | 9,92,33,566    | 7,26,77,565  | ..           | 7,26,77,565    | 9,58,58,661  | ..            | 9,58,58,661    | Poland (including Danzig)                      |
| 1,08,46,622  | 6,22,11,773    | 8,34,78,013  | 57,85,231    | 8,92,63,244    | 3,72,87,477  | 66,90,330     | 4,39,77,807    | Germany  |
| ..           | 4,50,70,745    | 4,40,54,325  | ..           | 4,40,54,325    | 553,65,801   | ..            | 5,53,66,301    | Netherlands                                    |
| ..           | ..             | ..           | ..           | ..             | ..           | ..            | ..             | Belgium  |

(a) Separately shown from 1933-34.

\* Includes figures for Irish Free State up to 1923-33.



ABSTRACT TABLES  
EXPORTS

( 8 )

No. 2—continued

VALUE of the TOTAL EXPORTS of MERCHANDISE (FOREIGN and INDIAN combined) and  
Official Year from

| COUNTRIES  | EXPORTS              |                     |                      |                      |                     |                      |                      |
|--|----------------------|---------------------|----------------------|----------------------|---------------------|----------------------|----------------------|
|  | 1931-32              |                     |                      | 1932-33              |                     |                      | MERCHANDISE          |
|  | MERCHANDISE          | TREASURY            | TOTAL                | MERCHANDISE          | TREASURY            | TOTAL                |                      |
| ₹  | ₹                    | ₹                   | ₹                    | ₹                    | ₹                   | ₹                    |                      |
| <b>FOREIGN COUNTRIES—continued</b>                             |                      |                     |                      |                      |                     |                      |                      |
| France . . . . .   | 7,71,66,013          | 1,75,20,854         | 9,46,86,877          | 8,12,85,700          | 55,18,209           | 8,46,03,909          | 7,43,34,257          |
| Spain . . . . .  | 1,33,98,961          | ..                  | 1,33,98,961          | 1,37,13,648          | ..                  | 1,37,13,648          | 1,41,25,684          |
| Portugal (including Azores and Madeira)                        | 9,45,155             | ..                  | 9,45,155             | 9,27,988             | ..                  | 9,27,988             | 6,98,796             |
| Switzerland . . . . .  | 49,099               | ..                  | 49,099               | 72,861               | ..                  | 72,861               | 1,29,051             |
| Italy (including Fiume) . . . . .                              | 5,59,59,378          | ..                  | 5,59,59,378          | 4,85,80,832          | 2,00,000            | 4,87,80,832          | 5,82,98,999          |
| Austria . . . . .  | 49,217               | ..                  | 49,217               | 39,086               | ..                  | 39,086               | 17,077               |
| Hungary . . . . .  | 11,980               | ..                  | 11,980               | 319                  | ..                  | 319                  | ..                   |
| Czechoslovakia . . . . .                                       | 65,103               | ..                  | 65,103               | 2,64,684             | ..                  | 2,64,684             | 4,98,110             |
| Yugo-Slavia (Kingdom of the Serbs, Croats and Slovenes)        | 1,709                | ..                  | 1,709                | 1,42,925             | ..                  | 1,42,925             | ..                   |
| Albania . . . . .  | ..                   | ..                  | ..                   | ..                   | ..                  | ..                   | ..                   |
| Bulgaria . . . . .   | 6,99,495             | ..                  | 6,99,495             | 2,89,884             | ..                  | 2,89,884             | 2,46,904             |
| Roumania . . . . .   | 2,07,611             | ..                  | 2,07,611             | 4,20,044             | ..                  | 4,20,044             | 5,05,385             |
| Greece (including Crete) . . . . .                             | 33,23,355            | ..                  | 33,23,355            | 26,31,907            | ..                  | 26,31,907            | 46,72,431            |
| Turkey, European . . . . .                                     | 16,71,027            | ..                  | 16,71,027            | 18,00,128            | ..                  | 18,00,128            | 20,28,287            |
| Turkey, Asiatic . . . . .                                      | 11,57,533            | ..                  | 11,57,533            | 18,77,903            | ..                  | 18,77,903            | 17,77,995            |
| Syria . . . . .  | 20,66,888            | ..                  | 20,66,888            | 16,21,790            | ..                  | 16,21,790            | 18,52,486            |
| Mascat Territory and Trucial Oman                              | 52,45,194            | 4,70,107            | 57,21,301            | 48,09,438            | 2,78,581            | 51,88,019            | 46,09,503            |
| Other Native States in Arabia . . . . .                        | 80,79,706            | ..                  | 80,79,706            | 63,07,781            | 2,21,718            | 65,29,499            | 49,72,703            |
| Iraq . . . . .   | 1,15,42,091          | 45,46,680           | 1,60,88,771          | 78,93,999            | ..                  | 78,93,999            | 68,25,719            |
| Iran . . . . .   | 1,32,94,079          | 37,100              | 1,33,31,179          | 83,16,667            | 23,900              | 83,40,567            | 84,51,332            |
| Honjam Island . . . . .  | 83,297               | ..                  | 83,297               | 79,729               | ..                  | 79,729               | 83,519               |
| Afghanistan . . . . .  | 62,702               | ..                  | 62,702               | 25,779               | ..                  | 25,779               | 2,745                |
| Sumatra . . . . .  | 69,71,088            | ..                  | 69,71,088            | 47,82,911            | ..                  | 47,82,911            | 43,78,465            |
| Java . . . . .   | 1,74,57,994          | 2,74,377            | 1,77,32,371          | 73,81,456            | ..                  | 73,81,456            | 66,59,299            |
| Borneo (Dutch) . . . . .                                       | 2,88,730             | ..                  | 2,88,730             | 2,72,708             | ..                  | 2,72,708             | 3,18,713             |
| Celebes and other Islands . . . . .                            | 3,22,347             | ..                  | 3,22,347             | 4,14,259             | ..                  | 4,14,259             | 6,84,833             |
| Dutch New Guinea . . . . .                                     | ..                   | ..                  | ..                   | 20                   | ..                  | 20                   | ..                   |
| Slam . . . . .   | 77,13,867            | 1,71,000            | 78,84,867            | 45,94,269            | ..                  | 45,94,269            | 93,29,351            |
| French Indo-China . . . . .                                    | 78,60,121            | ..                  | 78,60,121            | 37,69,778            | ..                  | 37,69,778            | 59,63,163            |
| Philippines  | 40,70,783            | ..                  | 40,70,783            | 47,76,468            | ..                  | 47,76,468            | 41,52,752            |
| Portuguese Timor (a)   | ..                   | ..                  | ..                   | ..                   | ..                  | ..                   | ..                   |
| Japan . . . . .  | 14,02,93,839         | 1,54,219            | 14,04,47,558         | 14,05,27,963         | 150                 | 14,05,28,113         | 13,62,88,297         |
| Korea . . . . .  | ..                   | ..                  | ..                   | ..                   | ..                  | ..                   | 20                   |
| Formosa . . . . .  | 11,50,454            | ..                  | 11,50,454            | 15,92,940            | ..                  | 15,92,940            | 3,95,858             |
| China (exclusive of Hongkong and Macao)                        | 7,32,40,426          | ..                  | 7,32,40,426          | 3,58,20,324          | 90,912              | 3,59,11,236          | 4,54,35,185          |
| Egypt . . . . .  | 1,94,82,461          | ..                  | 1,94,82,451          | 1,11,65,937          | ..                  | 1,11,65,937          | 1,20,61,461          |
| Tripoli (Libya) . . . . .                                      | 78,947               | ..                  | 78,947               | 51,525               | ..                  | 51,525               | 42,150               |
| Tunis . . . . .  | 9,577                | ..                  | 9,577                | 41,113               | ..                  | 41,113               | 34,937               |
| Algeria . . . . .  | 19,120               | ..                  | 19,120               | 39,230               | ..                  | 39,230               | 25,580               |
| Morocco . . . . .  | 1,47,057             | ..                  | 1,47,057             | 1,46,155             | ..                  | 1,46,155             | 1,83,648             |
| Canary Islands . . . . .                                       | 508                  | ..                  | 508                  | 11,805               | ..                  | 11,805               | 10,093               |
| West Africa . . . . .  | 5,73,518             | ..                  | 5,73,518             | 6,44,101             | ..                  | 6,44,101             | 6,62,100             |
| Portuguese East Africa . . . . .                               | 89,36,399            | ..                  | 89,36,399            | 68,43,734            | ..                  | 68,43,734            | 72,08,594            |
| Madagascar and Kerguelon                                       | 2,66,578             | ..                  | 2,66,578             | 3,09,640             | ..                  | 3,09,640             | 4,48,599             |
| Réunion . . . . .  | 17,447               | ..                  | 17,447               | 2,11,900             | ..                  | 2,11,900             | 14,673               |
| Italian East Africa (Somaliland and Eritrea) . . . . .         | 11,82,280            | ..                  | 11,82,280            | 9,08,070             | ..                  | 9,08,070             | 8,09,987             |
| French Somaliland . . . . .                                    | 19,77,245            | ..                  | 19,77,245            | 16,29,848            | ..                  | 16,29,848            | 12,50,577            |
| Abyssinia . . . . .  | 26,281               | ..                  | 26,281               | 1,175                | ..                  | 1,175                | 950                  |
| United States of America . . . . .                             | 14,29,37,702         | 7,36,18,597         | 21,65,56,299         | 9,98,82,394          | 22,58,60,385        | 32,87,43,229         | 14,40,78,156         |
| West Indies . . . . .  | 1,81,82,347          | ..                  | 1,81,82,347          | 98,24,791            | ..                  | 98,24,791            | 83,15,095            |
| Mexico . . . . .   | 7,45,278             | ..                  | 7,45,278             | 13,98,426            | ..                  | 13,98,426            | 3,62,736             |
| Guatemala . . . . .  | 45,037               | ..                  | 45,037               | 19,052               | ..                  | 19,052               | 10,131               |
| Honduras (not British) . . . . .                               | ..                   | ..                  | ..                   | ..                   | ..                  | ..                   | ..                   |
| Sonsalvador . . . . .  | 52,041               | ..                  | 52,041               | 49,938               | ..                  | 49,938               | ..                   |
| Nicaragua . . . . .  | 80,670               | ..                  | 80,670               | 45,292               | ..                  | 45,292               | 1,865                |
| Costa Rica . . . . .   | 51,326               | ..                  | 51,326               | 78,522               | ..                  | 78,522               | 82,108               |
| Brazil . . . . .   | 31,84,126            | ..                  | 31,84,126            | 27,02,314            | ..                  | 27,02,314            | 96,245               |
| Argentine Republic (including the Atlantic Coast of Patagonia) | 1,54,31,126          | ..                  | 1,54,31,126          | 2,82,60,686          | ..                  | 2,82,60,686          | 33,77,149            |
| Chile (excluding the Pacific Coast of Patagonia)               | 37,56,900            | ..                  | 37,56,900            | 16,52,297            | ..                  | 16,52,297            | 29,35,668            |
| Other countries in South America                               | 35,64,754            | ..                  | 35,64,754            | 37,73,570            | ..                  | 37,73,570            | 46,24,289            |
| Hawaii . . . . .   | 29,39,928            | ..                  | 29,39,928            | 24,09,702            | ..                  | 24,09,702            | 23,49,033            |
| Other Islands in the Pacific . . . . .                         | 11,708               | ..                  | 11,708               | 3,850                | ..                  | 3,850                | 12,068               |
| <b>TOTAL FOREIGN COUNTRIES</b>                                 | <b>89,66,96,872</b>  | <b>13,19,21,379</b> | <b>102,76,18,251</b> | <b>74,06,09,830</b>  | <b>27,68,85,197</b> | <b>101,60,95,027</b> | <b>80,80,42,817</b>  |
| <b>GRAND TOTAL</b>   | <b>160,64,72,354</b> | <b>62,90,64,323</b> | <b>223,55,36,677</b> | <b>135,49,14,410</b> | <b>67,91,92,188</b> | <b>203,41,06,548</b> | <b>160,66,91,039</b> |

(a) Separately specified from 1933-34.

TREASURY exclusive of GOVERNMENT STORES and TREASURE, to each COUNTRY, in each  
1931-32 to 1935-36—continued

| EXPORTS      |               |               |              |               |               |              |               | COUNTRIES   |
|--------------|---------------|---------------|--------------|---------------|---------------|--------------|---------------|---|
| 1933-34      |               | 1934-35       |              |               | 1935-36       |              |               |   |
| TREASURE     | TOTAL         | MERCHANDISE   | TREASURE     | TOTAL         | MERCHANDISE   | TREASURE     | TOTAL         |   |
| B            | B             | B             | B            | B             | B             | B            | B             |   |
| 2,27,98,940  | 9,71,32,197   | 5,36,08,557   | 50,83,804    | 5,92,01,861   | 7,20,14,289   | 68,97,158    | 7,89,11,897   | FOREIGN COUNTRIES—continued                                       |
| ..           | 1,41,25,684   | 1,38,02,581   | ..           | 1,38,02,581   | 1,78,10,359   | ..           | 1,78,10,359   | France  |
| ..           | 6,95,796      | 18,71,614     | ..           | 13,71,614     | 25,87,188     | ..           | 25,87,188     | Spain   |
| ..           | 1,29,051      | 2,46,751      | ..           | 2,46,751      | 1,80,313      | ..           | 1,80,313      | Portugal (including Azores and Madeira)                           |
| 54,38,798    | 6,37,82,797   | 5,87,28,551   | ..           | 5,87,28,551   | 3,53,98,512   | ..           | 3,53,98,512   | Switzerland   |
| ..           | 17,077        | 1,27,996      | ..           | 1,27,996      | 4,15,440      | ..           | 4,15,440      | Italy (including Finme);  |
| ..           | ..            | 1,55,200      | ..           | 1,55,200      | 3,08,490      | ..           | 3,08,490      | Austria   |
| ..           | 4,98,110      | 6,11,120      | ..           | 6,11,120      | 11,51,214     | ..           | 11,51,214     | Hungary   |
| ..           | ..            | 50,387        | ..           | 50,387        | 3,04,419      | ..           | 3,04,419      | Ocechohorakka   |
| ..           | ..            | 1,768         | ..           | 1,768         | 5,183         | ..           | 5,183         | Yugo-Slavia (Kingdom of the Serbs<br>Croats and Slovenes)         |
| ..           | 2,46,904      | 4,77,207      | ..           | 4,77,207      | 9,43,815      | ..           | 9,43,815      | Albania   |
| ..           | 5,65,885      | 5,48,481      | ..           | 5,48,481      | 7,52,528      | ..           | 7,52,528      | Bulgaria  |
| ..           | 46,72,431     | 51,30,484     | ..           | 51,30,484     | 47,89,286     | ..           | 47,89,286     | Roumania  |
| ..           | 20,28,287     | 15,66,944     | ..           | 15,66,944     | 10,20,405     | ..           | 10,20,405     | Greece (including Crete)  |
| ..           | 17,77,995     | 16,70,239     | ..           | 16,70,239     | 7,69,193      | ..           | 7,69,193      | Turkey, European  |
| ..           | 18,53,486     | 23,45,413     | ..           | 23,45,413     | 20,42,444     | ..           | 20,42,444     | Turkey, Asiatic   |
| 2,22,900     | 48,82,403     | 43,23,456     | 4,13,930     | 47,37,386     | 42,47,216     | 1,08,233     | 48,55,449     | Syria   |
| 22,059       | 49,94,767     | 54,02,030     | 11,195       | 54,73,825     | 58,04,774     | 21,40,000    | 79,44,774     | Masat Territory and Trucial On a                                  |
| ..           | 69,26,719     | 57,44,647     | 59,858       | 58,01,505     | 53,55,081     | 26,473       | 58,81,537     | Other Native States in Arabia                                     |
| 46,400       | 84,97,782     | 47,54,425     | 60,130       | 48,14,555     | 57,05,814     | 1,00,765     | 58,12,579     | Iraq  |
| ..           | 88,519        | 72,262        | ..           | 72,262        | 10,619        | ..           | 10,619        | Iran  |
| ..           | 3,745         | ..            | ..           | ..            | ..            | ..           | ..            | Honjam Islands  |
| ..           | 43,73,465     | 43,21,865     | ..           | 43,21,865     | 52,60,823     | ..           | 52,60,823     | Afghanistan   |
| ..           | 47,22,973     | 49,94,647     | 51,377       | 50,46,524     | 47,49,495     | ..           | 47,49,495     | Sumatra   |
| ..           | 3,13,713      | 2,25,372      | ..           | 2,25,372      | 3,25,584      | ..           | 3,25,584      | Java  |
| ..           | 6,84,838      | 6,33,745      | ..           | 6,33,745      | 7,29,146      | ..           | 7,29,146      | Boruo (Dutch)   |
| ..           | ..            | ..            | ..           | ..            | ..            | ..           | ..            | Celebes and other Islands   |
| ..           | 98,29,351     | 1,15,42,669   | ..           | 1,15,42,669   | 91,79,542     | ..           | 91,79,542     | Dutch New Guinea  |
| ..           | 58,03,163     | 49,51,821     | ..           | 49,51,821     | 57,13,323     | ..           | 57,13,323     | Siam  |
| ..           | 41,52,762     | 23,61,713     | ..           | 23,61,713     | 34,37,880     | ..           | 34,37,880     | French Indo-China   |
| ..           | 13,02,88,297  | 24,81,32,577  | ..           | 24,81,32,577  | 22,07,42,152  | ..           | 22,07,42,152  | Philippines   |
| ..           | 20            | ..            | ..           | ..            | ..            | ..           | ..            | Portuguese Timor (a)  |
| ..           | 3,95,353      | 3,19,635      | ..           | 3,19,635      | 5,34,762      | ..           | 5,34,762      | Japan   |
| ..           | 4,54,35,185   | 2,63,66,447   | ..           | 2,63,66,447   | 1,33,20,307   | 6,950        | 1,33,27,257   | Korea   |
| ..           | 1,20,61,461   | 1,28,28,050   | ..           | 1,28,28,050   | 1,28,12,760   | ..           | 1,28,12,760   | Formosa   |
| ..           | 42,150        | 49,542        | ..           | 49,542        | 33,906        | ..           | 33,906        | China (exclusive of Hongkong and<br>Macao)                        |
| ..           | 34,927        | 48,009        | ..           | 48,009        | 10,644        | ..           | 10,644        | Egypt   |
| ..           | 25,580        | 11,623        | ..           | 11,623        | 15,977        | ..           | 15,977        | Tripoli (Libya)   |
| ..           | 1,83,643      | 1,97,018      | ..           | 1,97,018      | 2,64,086      | ..           | 2,64,086      | Tunis   |
| ..           | 10,093        | 28,374        | ..           | 28,374        | 40,868        | ..           | 40,868        | Algeria   |
| ..           | 6,02,100      | 12,09,920     | ..           | 12,09,920     | 20,89,646     | ..           | 20,89,646     | Morocco   |
| ..           | 72,08,584     | 79,44,933     | ..           | 79,44,933     | 84,47,331     | ..           | 84,47,331     | Canary Islands  |
| ..           | 4,48,599      | 2,33,496      | ..           | 2,33,496      | 2,18,586      | ..           | 2,18,586      | West Africa   |
| ..           | 14,073        | 59,631        | ..           | 59,631        | 2,31,393      | ..           | 2,31,393      | Portuguese East Africa  |
| ..           | 8,09,937      | 10,69,920     | ..           | 10,69,920     | 17,04,573     | ..           | 17,04,573     | Madagascar and Kerguelon  |
| ..           | 12,50,577     | 3,08,280      | ..           | 3,08,280      | 4,96,992      | ..           | 4,96,992      | Raunon  |
| ..           | 950           | 2,114         | ..           | 2,114         | 861           | ..           | 861           | Italian East Africa (Somaliland,<br>and Eritrea)                  |
| 9,10,43,494  | 23,51,16,050  | 13,14,45,384  | 17,02,04,591 | 30,16,49,975  | 13,54,79,053  | 13,31,14,607 | 29,85,84,860  | French Somaliland   |
| ..           | 83,15,095     | 88,83,313     | ..           | 88,83,313     | 99,08,780     | ..           | 99,08,780     | Abyssinia   |
| ..           | 3,62,736      | 20,72,529     | ..           | 20,72,529     | 17,29,299     | ..           | 17,29,299     | United States of America  |
| ..           | 10,131        | 23,192        | ..           | 23,192        | 2,887         | ..           | 2,887         | West Indies   |
| ..           | 1,865         | 817           | ..           | 817           | 4,422         | ..           | 4,422         | Mexico  |
| ..           | 82,106        | 1,04,305      | ..           | 1,04,305      | 95,205        | ..           | 95,205        | Guatemala   |
| ..           | 96,245        | 47,890        | ..           | 47,890        | 29,752        | ..           | 29,752        | Honduras (not British)  |
| ..           | 33,77,149     | 33,05,028     | ..           | 33,05,028     | 40,15,533     | ..           | 40,15,533     | San Salvador  |
| ..           | 2,27,38,784   | 2,73,84,162   | ..           | 2,73,84,162   | 2,07,11,201   | ..           | 2,07,11,201   | Nicaragua   |
| ..           | 23,35,668     | 24,33,355     | ..           | 24,33,355     | 37,37,231     | ..           | 37,37,231     | Costa Rica  |
| ..           | 46,24,239     | 44,66,317     | ..           | 44,66,317     | 41,74,182     | ..           | 41,74,182     | Brazil  |
| ..           | 23,48,683     | 27,29,397     | ..           | 27,29,397     | 20,13,363     | ..           | 20,13,363     | Argentine Republic (including the<br>Atlantic Coast of Patagonia) |
| ..           | 12,068        | 1,09,865      | ..           | 1,09,865      | 9,516         | ..           | 9,516         | Chile (including the Pacific Coast<br>of Patagonia)               |
| 13,04,82,787 | 64,75,25,804  | 34,18,15,098  | 18,22,67,116 | 102,40,82,214 | 88,06,21,623  | 14,90,60,716 | 102,07,12,344 | Other countries in South America                                  |
| 50,18,98,453 | 209,95,80,542 | 156,21,54,213 | 57,72,62,200 | 212,34,16,413 | 164,23,73,006 | 41,82,63,209 | 206,11,36,215 | Hawaii  |
|              |               |               |              |               |               |              |               | Other islands in the Pacific                                      |
|              |               |               |              |               |               |              |               | TOTAL FOREIGN COUNTRIES   |
|              |               |               |              |               |               |              |               | GRAND TOTAL   |

(a) Separately specified from 1933-34.

ABSTRACT TABLES  
EXPORTS

( 10 )

No. 3

VALUE of the TOTAL EXPORTS of MERCHANDISE (distinguishing INDIAN and FOREIGN), exclusive of

| COUNTRIES                                      | 1931-32             |                    |                     | 1932-33             |                    |                     | INDIAN              |
|--|---------------------|--------------------|---------------------|---------------------|--------------------|---------------------|---------------------|
|  | INDIAN              | FOREIGN            | TOTAL               | INDIAN              | FOREIGN            | TOTAL               |                     |
| <b>BRITISH EMPIRE—</b>                         |                     |                    |                     |                     |                    |                     |                     |
| United Kingdom (including Channel Islands)     | 42,87,59,075        | 1,92,40,931        | 44,80,00,006        | 36,82,47,048        | 98,79,637          | 37,81,26,685        | 47,20,87,078        |
| Irish Free State*                              | —                   | —                  | —                   | —                   | —                  | —                   | 16,68,000           |
| Gibraltar                                      | 35,685              | 5,622              | 41,157              | 54,794              | 16,367             | 71,161              | 22,984              |
| Malta and Goso                                 | 17,991              | 4,540              | 22,531              | 42,974              | 4,074              | 47,048              | 90,409              |
| Cyprus   | 1,73,557            | 963                | 1,74,519            | 1,52,288            | ..                 | 1,52,288            | 1,69,400            |
| Palestine                                      | 5,59,980            | 68,609             | 6,28,649            | 6,30,081            | 52,500             | 6,82,581            | 10,29,327           |
| Aden and Dependencies                          | 77,11,436           | 5,41,628           | 82,53,264           | 61,25,109           | 6,18,947           | 67,44,056           | 65,10,888           |
| Bahrain Islands                                | 49,05,323           | 12,35,265          | 61,40,593           | 37,78,371           | 11,28,279          | 49,01,650           | 27,60,504           |
| Ceylon (excluding Maldives)                    | 7,63,87,742         | 82,33,301          | 7,96,11,043         | 6,52,06,878         | 29,47,604          | 6,81,54,482         | 5,90,76,185         |
| Maldives                                       | 1,16,145            | 17,561             | 1,34,006            | 1,91,635            | 3,794              | 1,95,429            | 71,013              |
| Straits Settlements                            | 4,65,35,290         | 9,00,006           | 4,74,35,296         | 3,56,45,236         | 7,09,056           | 3,63,54,292         | 3,26,40,939         |
| Federated Malay States                         | 70,97,929           | 32,054             | 71,29,983           | 56,64,895           | 18,602             | 56,83,497           | 51,28,027           |
| Non-Federated Malay States†                    | —                   | —                  | —                   | —                   | —                  | —                   | ..                  |
| British Borneo                                 | 11,538              | 68                 | 11,606              | 15,829              | ..                 | 15,829              | 16,158              |
| Hongkong                                       | 1,80,09,600         | 3,21,119           | 1,83,30,719         | 1,41,95,608         | 4,20,460           | 1,46,16,068         | 1,07,63,470         |
| West Africa                                    | 18,75,543           | 440                | 18,75,983           | 24,36,779           | 5,300              | 24,42,079           | 29,23,144           |
| Protectorate of South-West Africa              | ..                  | ..                 | ..                  | ..                  | ..                 | ..                  | 506                 |
| Union of South Africa                          | 1,43,71,474         | 2,31,833           | 1,46,03,307         | 1,24,19,103         | 1,83,749           | 1,26,02,852         | 1,20,49,230         |
| Rhodesia                                       | ..                  | ..                 | ..                  | ..                  | ..                 | ..                  | 968                 |
| Zanzibar and Pemba                             | 30,90,620           | 4,22,040           | 35,12,669           | 22,68,576           | 2,08,665           | 24,77,241           | 20,28,493           |
| Kenya Colony                                   | 45,79,299           | 6,30,636           | 52,09,935           | 41,24,911           | 6,89,902           | 48,14,813           | 37,06,199           |
| Tanganyika Territory                           | 28,96,836           | 2,58,106           | 31,54,942           | 16,08,973           | 1,87,162           | 17,96,135           | 11,71,870           |
| Uganda Protectorate                            | 1,24,111            | 42,861             | 1,66,972            | 79,858              | 21,976             | 1,01,839            | 92,576              |
| Nyasaland Protectorate                         | 3,825               | ..                 | 3,825               | 4,975               | ..                 | 4,975               | ..                  |
| Somaliland Protectorate                        | 3,12,498            | 661                | 3,13,164            | 3,96,098            | 556                | 3,96,654            | 2,77,476            |
| Anglo-Egyptian Sudan                           | 25,29,558           | 1,16,382           | 26,45,940           | 21,40,990           | 1,05,675           | 22,46,665           | 20,83,886           |
| Mauritius and Dependencies                     | 88,46,720           | 2,10,373           | 90,57,093           | 74,40,190           | 97,421             | 75,37,611           | 66,52,520           |
| Seychelles                                     | 4,29,923            | 1,14,788           | 5,44,711            | 4,64,546            | 1,13,547           | 5,78,097            | 2,68,578            |
| Socotra (a)                                    | —                   | —                  | —                   | —                   | —                  | —                   | 14,306              |
| Canada   | 1,47,60,414         | 35,087             | 1,47,95,501         | 1,62,57,254         | 32,215             | 1,62,79,469         | 1,88,09,804         |
| Newfoundland and Labrador                      | 250                 | ..                 | 250                 | ..                  | ..                 | ..                  | ..                  |
| Bermuda  | 1,991               | ..                 | 1,991               | 1,713               | ..                 | 1,713               | 2,346               |
| Bahamas  | ..                  | ..                 | ..                  | 7,323               | ..                 | 7,323               | 24,591              |
| British West India Islands (excluding Bahamas) | 30,02,492           | 488                | 30,02,980           | 25,62,090           | 10,539             | 25,62,629           | 28,97,641           |
| „ Honduras                                     | 3,356               | ..                 | 3,356               | 7,308               | ..                 | 7,308               | 31,021              |
| „ Guiana                                       | 5,41,743            | 520                | 5,42,263            | 7,36,151            | 600                | 7,36,751            | 5,94,030            |
| Falkland Islands                               | ..                  | ..                 | ..                  | 1,744               | ..                 | 1,744               | ..                  |
| Commonwealth of Australia                      | 2,95,00,330         | 1,66,134           | 2,96,67,014         | 2,88,40,570         | 1,27,298           | 2,89,67,868         | 2,98,06,626         |
| Territory of Papua                             | 3,25,403            | ..                 | 3,25,403            | 4,45,659            | ..                 | 4,45,659            | 3,18,800            |
| Other British Pacific Islands †                | —                   | —                  | —                   | —                   | —                  | —                   | ..                  |
| New Zealand                                    | 34,97,679           | 26,237             | 35,23,916           | 33,48,595           | 13,595             | 33,62,190           | 52,94,666           |
| Fiji Islands                                   | 4,00,591            | 14,349             | 4,14,940            | 6,07,867            | 19,202             | 6,27,069            | 4,04,673            |
| Cook Islands †                                 | —                   | —                  | —                   | —                   | —                  | —                   | ..                  |
| <b>TOTAL BRITISH EMPIRE</b>                    | <b>68,14,18,221</b> | <b>2,88,59,261</b> | <b>70,97,75,482</b> | <b>59,66,36,953</b> | <b>1,76,67,622</b> | <b>61,43,04,580</b> | <b>68,14,76,761</b> |
| <b>FOREIGN COUNTRIES—</b>                      |                     |                    |                     |                     |                    |                     |                     |
| U. S. S. R.                                    | 66,90,675           | 625                | 66,91,300           | 37,63,665           | 6,200              | 37,69,865           | 8,06,862            |
| Finland  | 7,21,606            | 100                | 7,21,706            | 2,36,559            | ..                 | 2,36,559            | 4,97,048            |
| Estonia  | 2,000               | ..                 | 2,000               | ..                  | ..                 | ..                  | 2,800               |
| Latvia   | ..                  | ..                 | ..                  | ..                  | ..                 | ..                  | 1,000               |
| Lithuania                                      | ..                  | ..                 | ..                  | ..                  | ..                 | ..                  | ..                  |
| Sweden   | 20,80,440           | 55,481             | 21,35,891           | 23,16,894           | 1,10,680           | 24,27,524           | 33,57,349           |
| Norway   | 44,80,247           | 2,450              | 44,82,697           | 31,30,333           | 33,914             | 31,64,247           | 37,75,690           |
| Denmark  | 13,83,124           | 6,756              | 13,89,880           | 10,01,075           | 21,614             | 10,22,689           | 16,13,924           |
| Poland (including Danzig)                      | 50,49,959           | ..                 | 50,49,959           | 23,29,506           | ..                 | 23,29,506           | 40,77,196           |
| Germany  | 10,27,83,550        | 7,61,886           | 10,35,47,386        | 8,59,00,622         | 6,72,388           | 8,65,73,010         | 9,83,63,622         |
| Netherlands                                    | 5,09,55,330         | 3,44,829           | 5,13,00,159         | 4,12,70,827         | 3,20,203           | 4,15,91,030         | 4,21,19,813         |
| Belgium  | 4,45,52,050         | 3,84,712           | 4,49,36,771         | 4,01,50,338         | 1,96,815           | 4,03,47,203         | 4,48,32,060         |
| France   | 7,63,55,789         | 8,10,234           | 7,71,66,013         | 8,07,61,662         | 5,24,033           | 8,12,85,700         | 7,37,15,375         |

\* Separately shown from 1933-34, formerly included in the United Kingdom.

† Separately shown from 1933-34.

(a) Separately shown from 1933-34, formerly included in Aden and Dependencies.

## GOVERNMENT STORES, to each COUNTRY, in each Official Year from 1931-32 to 1935-36

| 1933-34     |              | 1934-35      |             |              | 1935-36      |             |              | COUNTRIES                                      |
|-------------|--------------|--------------|-------------|--------------|--------------|-------------|--------------|--|
| FOREIGN     | TOTAL        | INDIAN       | FOREIGN     | TOTAL        | INDIAN       | FOREIGN     | TOTAL        |  |
| ₹           | ₹            | ₹            | ₹           | ₹            | ₹            | ₹           | ₹            |  |
| 84,63,894   | 48,05,55,972 | 47,92,46,399 | 1,05,90,868 | 48,98,37,267 | 50,47,62,160 | 1,32,05,557 | 51,79,67,726 | BRITISH EMPIRE—                                |
| ..          | 16,56,009    | 14,88,275    | 108         | 14,88,388    | 26,12,187    | 880         | 26,13,067    | United Kingdom (including Channel Islands)     |
| 4,413       | 27,897       | 27,272       | 7,549       | 84,821       | 14,973       | 9,850       | 24,883       | Irish Free State*                              |
| ..          | 90,408       | 84,244       | 10,380      | 94,624       | 1,05,561     | 1,148       | 1,06,709     | Gibraltar †                                    |
| ..          | 1,09,400     | 2,88,978     | ..          | 2,88,978     | 6,45,861     | 14,893      | 6,59,723     | Malta and Gozo                                 |
| 48,781      | 10,78,108    | 8,31,181     | 36,832      | 8,68,018     | 6,55,370     | 49,516      | 7,04,886     | Cyprus   |
| 8,34,448    | 73,45,336    | 64,40,705    | 10,10,441   | 74,51,146    | 70,66,152    | 12,16,252   | 82,82,404    | Palestine                                      |
| 6,92,325    | 84,52,829    | 26,46,268    | 10,36,600   | 36,82,868    | 31,27,033    | 7,46,858    | 38,73,881    | Aden and Dependencies                          |
| 32,89,720   | 6,33,65,905  | 6,36,74,562  | 47,26,373   | 6,84,00,935  | 7,12,17,789  | 38,68,761   | 7,45,86,550  | Bahrain Islands                                |
| 6,578       | 77,591       | 1,30,825     | 47,858      | 1,73,483     | 80,705       | 32,540      | 1,13,245     | Ceylon (excluding Maldives)                    |
| 7,42,589    | 8,33,88,528  | 8,22,58,938  | 8,76,228    | 3,31,30,166  | 3,66,40,465  | 10,98,422   | 3,77,03,887  | Maldives                                       |
| 12,771      | 51,40,798    | 56,15,572    | 13,699      | 56,29,271    | 76,19,194    | 10,889      | 76,30,083    | Straits Settlements                            |
| ..          | ..           | 3,971        | ..          | 3,971        | 1,448        | ..          | 1,448        | Federated Malay States                         |
| ..          | 16,158       | 31,853       | 498         | 32,349       | 40,068       | 27,500      | 67,568       | Non-Federated Malay States†                    |
| 8,95,666    | 1,11,59,136  | 56,93,910    | 2,77,855    | 59,71,765    | 50,01,293    | 3,36,552    | 53,37,845    | British Borneo                                 |
| 7,510       | 29,80,654    | 38,63,036    | 612         | 38,63,648    | 37,34,466    | 3,735       | 37,38,201    | Hongkong                                       |
| 50          | 555          | 248          | 25          | 268          | 48,578       | ..          | 48,578       | West Africa                                    |
| 1,33,015    | 1,21,82,245  | 1,42,42,448  | 1,68,509    | 1,44,10,957  | 1,56,46,930  | 1,91,614    | 1,58,38,544  | Protectorate of South-West Africa              |
| ..          | 968          | ..           | ..          | ..           | ..           | ..          | ..           | Union of South Africa                          |
| 1,95,694    | 22,24,187    | 15,89,891    | 2,63,263    | 18,53,154    | 14,93,530    | 2,65,587    | 17,59,117    | Rhodesia                                       |
| 10,03,785   | 47,14,964    | 35,43,700    | 11,79,318   | 47,23,018    | 43,63,376    | 3,25,934    | 51,89,360    | Zanzibar and Pemba                             |
| 1,62,079    | 13,38,949    | 10,51,117    | 2,58,694    | 13,04,811    | 12,25,880    | 3,08,238    | 15,34,118    | Kenya Colony                                   |
| 11,793      | 1,04,360     | 1,31,979     | 38,125      | 1,70,104     | 1,23,057     | 10,336      | 1,89,398     | Tanganyika Territory                           |
| ..          | ..           | 421          | ..          | 421          | 5,751        | ..          | 5,751        | Uganda Protectorate                            |
| 39          | 2,77,515     | 2,24,848     | 428         | 2,25,271     | 1,60,370     | ..          | 1,60,370     | Nyasaland Protectorate                         |
| 8,36,568    | 29,20,454    | 22,79,711    | 8,10,841    | 30,90,552    | 24,14,535    | 6,46,918    | 30,61,453    | Somaliland Protectorate                        |
| 1,57,644    | 68,10,164    | 86,75,860    | 72,594      | 87,48,454    | 37,93,532    | 80,188      | 88,73,665    | Anglo-Egyptian Sudan                           |
| 74,270      | 3,42,848     | 3,64,164     | 91,567      | 4,55,731     | 3,76,645     | 94,120      | 4,70,765     | Mauritius and Dependencies                     |
| 1,755       | 16,061       | 1,08,551     | 995         | 1,09,546     | 3,533        | 3,080       | 6,663        | Seychelles                                     |
| 31,107      | 1,88,41,011  | 1,71,85,612  | 48,713      | 1,72,29,325  | 1,72,18,830  | 20,333      | 1,72,43,213  | Socotra (a)                                    |
| ..          | ..           | ..           | ..          | ..           | ..           | ..          | ..           | Canada   |
| ..          | 2,846        | 2,408        | 291         | 2,699        | 100          | ..          | 100          | Newfoundland and Labrador                      |
| ..          | 24,591       | 54,717       | ..          | 54,717       | 46,434       | ..          | 46,434       | Bermuda  |
| 350         | 28,97,991    | 36,81,174    | 1,259       | 36,82,433    | 51,32,833    | 1,003       | 51,33,836    | Bahamas  |
| ..          | 31,021       | 28,569       | ..          | 28,569       | 65,745       | ..          | 65,745       | British West India Islands (excluding Bahamas) |
| ..          | 5,94,030     | 4,97,296     | ..          | 4,97,296     | 6,42,216     | 50          | 6,42,266     | .. Honduras                                    |
| ..          | ..           | ..           | ..          | ..           | ..           | ..          | ..           | .. Guiana                                      |
| 28,408      | 2,98,35,029  | 2,71,23,831  | 63,515      | 2,71,87,346  | 2,26,33,108  | 67,351      | 2,37,50,954  | Falkland Islands                               |
| ..          | 3,18,600     | 2,41,041     | 500         | 2,41,541     | 2,30,422     | 936         | 2,31,358     | Commonwealth of Australia                      |
| ..          | ..           | 379          | ..          | 379          | ..           | ..          | ..           | Territory of Papua                             |
| 18,920      | 53,13,606    | 49,73,955    | 14,626      | 49,88,581    | 40,12,474    | 18,436      | 40,30,910    | Other British Pacific Islands †                |
| 7,364       | 4,12,087     | 3,67,195     | 9,359       | 3,76,554     | 4,84,304     | 27,835      | 5,12,189     | New Zealand                                    |
| ..          | ..           | 700          | ..          | 700          | ..           | ..          | ..           | Fiji Islands                                   |
| ..          | ..           | ..           | ..          | ..           | ..           | ..          | ..           | Cook Islands †                                 |
| 1,71,71,511 | 69,86,48,272 | 68,86,90,594 | 2,16,48,521 | 71,03,89,115 | 73,95,66,492 | 2,20,64,836 | 76,22,51,378 | TOTAL BRITISH EMPIRE                           |
| 2,860       | 8,09,222     | 8,42,229     | 6,730       | 8,48,959     | 35,22,170    | ..          | 35,22,170    | FOREIGN COUNTRIES—                             |
| ..          | 4,97,048     | 19,04,577    | 1,260       | 19,05,837    | 9,76,226     | ..          | 9,76,226     | U. S. S. R.                                    |
| ..          | 2,860        | 61,378       | ..          | 61,378       | 1,00,779     | 150         | 1,00,929     | Finland  |
| ..          | 1,000        | 16,397       | ..          | 16,397       | ..           | ..          | ..           | Estonia  |
| ..          | ..           | 78,399       | ..          | 78,399       | 87,300       | ..          | 87,300       | Latvia   |
| 39,407      | 33,96,756    | 37,39,207    | 27,816      | 38,17,023    | 40,45,419    | 30,239      | 40,75,658    | Lithuania                                      |
| 32,617      | 38,08,307    | 35,49,455    | 34,862      | 35,84,347    | 40,18,472    | 15,332      | 40,33,804    | Sweden   |
| 16,419      | 16,30,348    | 14,92,268    | 33,518      | 15,25,781    | 11,58,200    | 14,670      | 11,72,870    | Norway   |
| 5           | 40,77,201    | 58,17,990    | 258         | 58,18,248    | 81,89,931    | 970         | 81,90,951    | Denmark  |
| 8,69,944    | 9,92,33,566  | 7,16,79,263  | 9,98,297    | 7,26,77,565  | 9,60,39,502  | 3,29,169    | 9,53,68,661  | Poland (including Danzig)                      |
| 2,45,838    | 4,23,65,151  | 3,32,78,799  | 2,04,214    | 3,34,78,013  | 3,70,61,573  | 2,25,004    | 3,72,87,477  | Germany  |
| 2,38,085    | 4,50,70,745  | 4,38,69,652  | 1,84,673    | 4,40,54,325  | 5,51,95,836  | 1,69,963    | 5,53,65,801  | Netherlands                                    |
| 6,18,832    | 7,43,34,257  | 5,29,10,333  | 6,88,924    | 5,36,08,557  | 7,15,34,193  | 4,70,046    | 7,20,14,339  | Belgium  |
| ..          | ..           | ..           | ..          | ..           | ..           | ..          | ..           | France   |

\* Separately shown from 1933-34, formerly included in the United Kingdom.

† Separately shown from 1933-34.

(a) Separately shown from 1933-34, formerly included in Aden and Dependencies.

ABSTRACT TABLES  
EXPORTS

( 12 )

No. 3—continued

VALUE of the TOTAL EXPORTS of MERCHANDISE (distinguishing INDIAN and FOREIGN), exclusive of

| COUNTRIES  | 1931-32              |                    |                      | 1932-33             |                    |                      | INDIAN               |
|--|----------------------|--------------------|----------------------|---------------------|--------------------|----------------------|----------------------|
|  | INDIAN               | FOREIGN            | TOTAL                | INDIAN              | FOREIGN            | TOTAL                |                      |
|  | ₹                    | ₹                  | ₹                    | ₹                   | ₹                  | ₹                    | ₹                    |
| <b>FOREIGN COUNTRIES—continued</b>                             |                      |                    |                      |                     |                    |                      |                      |
| Spain . . . . .  | 1,33,85,067          | 13,874             | 1,33,98,941          | 1,37,06,533         | 7,105              | 1,37,13,638          | 1,41,17,890          |
| Portugal (including Azores and Madeira)                        | 9,44,532             | 923                | 9,45,455             | 9,24,023            | 3,960              | 9,27,983             | 9,98,362             |
| Switzerland . . . . .  | 8,601                | 40,493             | 49,094               | 10,359              | 62,002             | 72,361               | 1,03,177             |
| Italy (including Fiume)  | 5,49,95,803          | 9,63,575           | 5,59,59,378          | 4,78,14,555         | 7,66,277           | 4,85,80,832          | 5,75,37,344          |
| Austria . . . . .  | 21,542               | 27,675             | 49,217               | 38,606              | 480                | 39,086               | 72                   |
| Hungary . . . . .  | 11,980               | ..                 | 11,980               | 244                 | 75                 | 319                  | ..                   |
| Czechoslovakia   | 68,062               | 2,041              | 65,103               | 2,61,675            | 3,009              | 2,64,684             | 4,90,610             |
| Yugo-Slavia (Kingdom of the Serbs, Croats and Slovenes)        | 1,709                | ..                 | 1,709                | 1,42,925            | ..                 | 1,42,925             | ..                   |
| Albania . . . . .  | ..                   | ..                 | ..                   | ..                  | ..                 | ..                   | ..                   |
| Bulgaria . . . . .   | 6,98,895             | 600                | 6,99,495             | 2,89,884            | ..                 | 2,89,884             | 2,46,904             |
| Roumania . . . . .   | 2,00,511             | 7,100              | 2,07,611             | 4,19,869            | 175                | 4,20,044             | 5,65,382             |
| Greece (including Crete)                                       | 32,79,323            | 44,732             | 33,24,055            | 25,99,109           | 32,798             | 26,31,907            | 46,24,200            |
| Turkey, European . . . . .                                     | 14,60,824            | 2,10,208           | 16,71,032            | 16,47,402           | 1,58,726           | 18,06,128            | 17,99,337            |
| Turkey, Asiatic . . . . .                                      | 11,56,533            | 1,000              | 11,57,533            | 18,66,944           | 11,850             | 18,77,903            | 17,76,688            |
| Syria . . . . .  | 19,67,431            | 59,457             | 20,26,888            | 15,61,400           | 60,390             | 16,21,790            | 17,79,845            |
| Mesopotamian Territory and Trucial Oman                        | 41,13,215            | 11,31,979          | 52,45,194            | 37,94,277           | 10,15,161          | 48,09,438            | 30,28,792            |
| Other Native States in Arabia                                  | 75,86,199            | 4,33,507           | 80,19,706            | 58,03,388           | 5,04,398           | 63,07,786            | 44,39,501            |
| Iraq . . . . .   | 78,90,505            | 36,51,556          | 1,15,42,061          | 52,40,137           | 26,52,862          | 78,92,999            | 40,25,470            |
| Iran . . . . .   | 1,03,84,320          | 24,02,750          | 1,32,94,070          | 55,34,934           | 27,81,738          | 83,16,672            | 56,56,538            |
| Hebrew Island . . . . .  | 40,835               | 42,412             | 83,247               | 59,885              | 20,344             | 79,729               | 70,890               |
| Afghanistan . . . . .  | 30,925               | 31,777             | 62,702               | 2,700               | 23,079             | 25,779               | 1,605                |
| Sumatra . . . . .  | 68,28,486            | 42,002             | 68,70,488            | 47,74,955           | 7,956              | 47,82,911            | 43,71,066            |
| Java . . . . .   | 1,70,89,831          | 3,68,113           | 1,74,57,944          | 70,70,253           | 3,11,293           | 73,81,546            | 44,87,648            |
| Borneo (Dutch)   | 2,87,301             | 919                | 2,88,220             | 2,72,708            | 5                  | 2,72,708             | 3,13,033             |
| Celebes and other Islands . . . . .                            | 3,22,847             | ..                 | 3,22,847             | 4,12,459            | 1,800              | 4,14,259             | 6,84,577             |
| Dutch New Guinea . . . . .                                     | ..                   | ..                 | ..                   | 20                  | ..                 | 20                   | ..                   |
| Siam . . . . .   | 76,37,807            | 76,000             | 77,13,807            | 45,46,990           | 47,279             | 45,94,269            | 92,61,173            |
| French Indo-China . . . . .                                    | 73,52,079            | 3,102              | 73,55,181            | 37,51,564           | 17,914             | 37,69,478            | 58,60,041            |
| Philippines . . . . .  | 40,50,070            | 20,713             | 40,70,783            | 47,50,809           | 25,656             | 47,76,465            | 41,43,494            |
| Portuguese Timor (a)   | ..                   | ..                 | ..                   | ..                  | ..                 | ..                   | ..                   |
| Japan . . . . .  | 13,94,22,225         | 3,65,114           | 14,02,98,339         | 18,95,09,778        | 10,18,185          | 14,05,27,963         | 13,46,23,846         |
| Korea . . . . .  | ..                   | ..                 | ..                   | ..                  | ..                 | ..                   | 20                   |
| Formosa  | 11,50,454            | ..                 | 11,50,454            | 15,92,940           | ..                 | 15,92,940            | 3,95,868             |
| China (excluding of Hongkong and Macao)                        | 7,79,71,369          | 2,69,057           | 7,82,40,426          | 3,56,57,583         | 1,62,741           | 3,58,20,324          | 4,53,45,902          |
| Egypt . . . . .  | 1,90,57,969          | 4,24,482           | 1,94,82,451          | 1,08,89,842         | 2,76,095           | 1,11,65,937          | 1,15,27,131          |
| Tripoli (Libya) . . . . .                                      | 76,697               | 2,250              | 78,947               | 51,525              | ..                 | 51,525               | 39,550               |
| Tunisia . . . . .  | 9,427                | 150                | 9,577                | 34,713              | 6,400              | 41,113               | 32,337               |
| Algeria . . . . .  | 19,120               | ..                 | 19,120               | 39,230              | ..                 | 39,230               | 25,580               |
| Morocco . . . . .  | 1,47,057             | ..                 | 1,47,057             | 1,46,155            | ..                 | 1,46,155             | 1,33,648             |
| Canary Islands . . . . .                                       | 508                  | ..                 | 508                  | 11,805              | ..                 | 11,805               | 9,918                |
| West Africa . . . . .  | 5,73,518             | ..                 | 5,73,518             | 6,44,101            | ..                 | 6,44,101             | 6,00,880             |
| Portuguese East Africa . . . . .                               | 86,88,851            | 2,47,548           | 89,36,399            | 85,30,066           | 3,18,608           | 88,48,734            | 69,75,522            |
| Madagascar and Kerguelon . . . . .                             | 2,65,825             | 750                | 2,66,575             | 3,09,258            | 832                | 3,09,440             | 4,48,549             |
| Senegal . . . . .  | 16,105               | 1,342              | 17,447               | 2,03,304            | 3,596              | 2,11,900             | 13,158               |
| Italian East Africa (Eritrea and Somaliland)                   | 11,62,650            | 19,630             | 11,82,280            | 8,67,645            | 40,425             | 9,08,070             | 7,66,397             |
| French Somaliland . . . . .                                    | 19,34,958            | 42,237             | 19,77,195            | 16,66,313           | 63,535             | 16,29,848            | 11,93,923            |
| Abyssinia . . . . .  | 26,231               | ..                 | 26,231               | 112                 | 1,063              | 1,175                | ..                   |
| United States of America . . . . .                             | 13,86,33,229         | 42,94,473          | 14,29,27,702         | 9,78,40,912         | 22,41,432          | 9,98,82,344          | 14,07,34,885         |
| West Indies . . . . .  | 1,31,29,254          | 3,093              | 1,31,32,347          | 98,23,000           | 1,791              | 98,24,791            | 83,16,095            |
| Mexico . . . . .   | 7,45,276             | ..                 | 7,45,276             | 13,99,426           | ..                 | 13,99,426            | 3,43,545             |
| Guatemala . . . . .  | 45,037               | ..                 | 45,037               | 19,062              | ..                 | 19,062               | 10,131               |
| Honduras (not British)   | ..                   | ..                 | ..                   | 49,938              | ..                 | 49,938               | ..                   |
| San Salvador . . . . .   | 52,031               | ..                 | 52,031               | 45,219              | ..                 | 45,219               | 1,545                |
| Nicaragua . . . . .  | 80,670               | ..                 | 80,670               | 78,522              | ..                 | 78,522               | 82,108               |
| Costa Rica . . . . .   | 51,325               | ..                 | 51,325               | 27,02,314           | 73                 | 27,02,314            | 26,245               |
| Brazil . . . . .   | 31,84,126            | ..                 | 31,84,126            | 2,82,60,236         | ..                 | 2,82,60,236          | 33,72,290            |
| Argentine Republic (including the Atlantic Coast of Patagonia) | 1,54,31,126          | ..                 | 1,54,31,126          | ..                  | 450                | ..                   | 2,27,37,059          |
| Chile (including the Pacific Coast of Patagonia)               | 17,56,900            | ..                 | 17,56,900            | 16,52,297           | ..                 | 16,52,297            | 23,33,927            |
| Other countries in South America . . . . .                     | 35,63,151            | 1,633              | 35,64,784            | 37,73,570           | ..                 | 37,73,570            | 46,24,279            |
| Hawaii . . . . .   | 20,39,923            | ..                 | 20,39,923            | 24,09,702           | ..                 | 24,09,702            | 23,48,063            |
| Other Islands in the Pacific . . . . .                         | 11,703               | ..                 | 11,703               | 3,850               | ..                 | 3,850                | 12,008               |
| <b>TOTAL FOREIGN COUNTRIES</b>                                 | <b>37,74,09,878</b>  | <b>1,32,30,999</b> | <b>39,06,40,877</b>  | <b>72,60,84,006</b> | <b>1,46,25,824</b> | <b>74,07,09,830</b>  | <b>70,10,40,750</b>  |
| <b>GRAND TOTAL</b>   | <b>155,88,86,094</b> | <b>4,65,86,240</b> | <b>160,54,72,334</b> | <b>32,27,20,964</b> | <b>3,21,03,446</b> | <b>135,40,14,410</b> | <b>147,25,17,520</b> |

(a) Separately shown from 1933-34.

GOVERNMENT STORES, to each COUNTRY, in each Official Year from 1931-32 to 1935-36—continued

| 1933-34     |               | 1934-35       |             |               | 1935-36       |             |               | COUNTRIES  |
|-------------|---------------|---------------|-------------|---------------|---------------|-------------|---------------|--|
| FOREIGN     | TOTAL         | INDIAN        | FOREIGN     | TOTAL         | INDIAN        | FOREIGN     | TOTAL         |  |
| ₹           | ₹             | ₹             | ₹           | ₹             | ₹             | ₹           | ₹             |  |
| 7,794       | 1,41,25,684   | 1,38,42,846   | 19,785      | 1,38,62,581   | 1,78,11,464   | 5,395       | 1,78,16,869   | FOREIGN COUNTRIES—continued                                    |
| 444         | 6,98,706      | 18,57,834     | 13,780      | 18,71,614     | 25,86,451     | 732         | 25,87,183     | Spain  |
| 25,974      | 1,29,051      | 2,14,419      | 32,332      | 2,46,761      | 1,62,837      | 17,476      | 1,80,313      | Portugal (including Azores and Madeloa)                        |
| 7,56,655    | 5,82,93,099   | 5,83,90,409   | 3,20,052    | 5,87,28,551   | 3,51,87,642   | 2,10,870    | 3,53,98,512   | Switzerland  |
| 17,005      | 17,077        | 1,25,646      | 2,350       | 1,27,096      | 4,12,784      | 2,660       | 4,15,440      | Italy (including Finme)  |
| ..          | ..            | 1,55,260      | ..          | 1,55,260      | 3,08,490      | ..          | 3,08,490      | Austria  |
| 1,500       | 4,98,110      | 6,09,085      | 2,085       | 6,11,120      | 11,51,064     | 150         | 11,51,214     | Hungary  |
| ..          | ..            | 50,887        | ..          | 50,887        | 2,93,579      | 10,920      | 3,04,499      | Czechoslovakia   |
| ..          | ..            | ..            | 1,768       | 1,768         | 5,188         | ..          | 5,188         | Yugo-Slavia (Kingdom of the Serbs, Croats and Slovenes)        |
| ..          | 2,44,904      | 4,77,207      | ..          | 4,77,207      | 9,43,815      | ..          | 9,43,815      | Albania  |
| 8           | 5,65,385      | 5,26,776      | 21,705      | 5,48,481      | 7,34,111      | 18,415      | 7,52,526      | Bulgaria   |
| 48,231      | 46,72,431     | 50,92,836     | 37,648      | 51,30,484     | 47,53,055     | 36,231      | 47,89,286     | Roumania   |
| 2,28,950    | 20,28,287     | 14,52,094     | 1,18,850    | 15,65,944     | 9,49,855      | 70,550      | 10,20,405     | Greece (including Crete)                                       |
| 1,307       | 17,77,995     | 16,44,809     | 34,630      | 16,79,239     | 7,69,068      | 125         | 7,69,193      | Turkey, European   |
| 73,641      | 18,53,486     | 21,16,804     | 2,28,809    | 23,45,418     | 17,45,865     | 2,96,579    | 20,42,444     | Turkey, Asiatic  |
| 16,80,711   | 46,09,503     | 32,75,139     | 10,48,317   | 43,23,456     | 30,32,681     | 12,14,535   | 42,47,216     | Syria  |
| 5,33,207    | 49,72,708     | 47,60,687     | 6,92,948    | 54,62,630     | 49,86,312     | 8,17,962    | 58,04,774     | Mascat Territory and Trucial Oman                              |
| 36,01,249   | 66,26,719     | 36,64,977     | 20,79,670   | 57,44,647     | 42,60,530     | 15,94,534   | 58,55,064     | Other Native States in Arabia                                  |
| 27,94,844   | 84,51,382     | 35,39,981     | 12,14,444   | 47,54,425     | 43,62,433     | 13,43,381   | 57,05,814     | Iraq   |
| 12,629      | 83,519        | 68,735        | 3,537       | 72,262        | 8,885         | 1,734       | 10,619        | Iran   |
| 2,140       | 3,745         | ..            | ..          | ..            | ..            | ..          | ..            | Henjam Island  |
| 2,400       | 43,73,465     | 43,19,033     | 2,852       | 43,21,885     | 52,64,530     | 2,268       | 52,66,823     | Afghanistan  |
| 1,71,651    | 46,59,299     | 46,53,907     | 1,40,740    | 49,94,647     | 46,25,706     | 1,23,789    | 47,49,495     | Sumatra  |
| 80          | 3,13,713      | 2,25,372      | ..          | 2,25,372      | 3,25,584      | ..          | 3,25,584      | Java   |
| 256         | 6,84,833      | 6,33,745      | ..          | 6,33,745      | 7,27,623      | 1,523       | 7,29,146      | Borneo (Dutch)   |
| ..          | ..            | ..            | ..          | ..            | ..            | ..          | ..            | Celebes and other islands                                      |
| 48,178      | 98,29,351     | 1,14,82,484   | 60,135      | 1,15,42,660   | 91,01,409     | 78,043      | 91,79,542     | Dutch New Guinea   |
| 3,122       | 58,63,163     | 49,36,975     | 14,846      | 49,51,821     | 57,07,742     | 6,086       | 57,13,828     | Siam   |
| 4,253       | 41,52,752     | 28,54,109     | 7,604       | 28,61,713     | 34,26,189     | 11,691      | 34,37,880     | French Indo-China  |
| 10,59,451   | 13,62,88,297  | 24,59,13,334  | 22,19,243   | 24,81,32,577  | 21,83,71,431  | 13,70,721   | 22,07,42,152  | Philippines  |
| ..          | 20            | ..            | ..          | ..            | ..            | ..          | ..            | Portuguese Timor (a)   |
| ..          | 3,95,853      | 3,10,635      | ..          | 3,10,635      | 5,33,675      | 1,087       | 5,34,762      | Japan  |
| 89,283      | 4,54,35,185   | 2,61,99,700   | 1,06,747    | 2,63,06,447   | 1,87,03,380   | 56,927      | 1,88,20,307   | Korea  |
| 5,34,230    | 1,20,61,461   | 1,24,63,336   | 3,64,714    | 1,28,28,050   | 1,24,56,063   | 3,56,697    | 1,28,12,760   | Formosa  |
| 2,600       | 42,150        | 49,542        | ..          | 49,542        | 33,908        | ..          | 33,908        | China (exclusive of Hongkong and Macao)                        |
| 2,600       | 34,937        | 44,944        | 3,065       | 48,009        | 4,444         | 6,200       | 10,644        | Egypt  |
| ..          | 25,580        | 11,623        | ..          | 11,623        | 15,977        | ..          | 15,977        | Tripoli (Libya)  |
| 100         | 1,83,648      | 1,95,190      | 1,828       | 1,97,018      | 2,60,336      | 3,750       | 2,64,086      | Tunis  |
| 175         | 10,093        | 20,365        | 8,019       | 28,374        | 8,725         | 32,143      | 40,808        | Algeria  |
| 1,220       | 6,62,100      | 12,06,953     | 2,767       | 12,09,720     | 20,84,084     | 5,562       | 20,89,646     | Morocco  |
| 2,33,062    | 72,03,584     | 77,14,566     | 2,30,367    | 79,44,933     | 81,55,560     | 2,91,771    | 84,47,331     | Canary Islands   |
| 50          | 4,43,599      | 2,33,021      | 475         | 2,33,496      | 2,18,024      | 562         | 2,18,586      | West Africa  |
| 1,515       | 14,673        | 53,436        | 1,195       | 59,631        | 2,25,444      | 6,449       | 2,31,893      | Portuguese East Africa   |
| 43,040      | 8,09,937      | 10,29,395     | 40,525      | 10,69,920     | 13,79,258     | 3,35,315    | 17,04,573     | Madagascar and Kerguelon                                       |
| 50,649      | 12,50,577     | 8,30,026      | 38,234      | 8,68,260      | 3,40,729      | 1,47,263    | 4,06,992      | Réunion  |
| 950         | 950           | ..            | 2,114       | 2,114         | 825           | 36          | 861           | Italian East Africa (Eritrea and Somali-land)                  |
| 38,38,271   | 14,40,73,166  | 12,90,09,026  | 24,35,758   | 13,14,45,384  | 10,12,21,185  | 42,48,863   | 16,54,70,033  | French Somaliland  |
| ..          | 53,15,095     | 88,87,603     | 710         | 88,88,313     | 99,93,389     | 341         | 99,93,730     | Abyssinia  |
| 5,791       | 3,52,736      | 20,72,529     | ..          | 20,72,529     | 17,29,299     | ..          | 17,29,299     | [ United States of America                                     |
| ..          | 10,181        | 23,192        | ..          | 23,192        | 8,887         | ..          | 8,887         | West Indies  |
| ..          | ..            | 817           | ..          | 817           | 4,422         | ..          | 4,422         | Mexico   |
| ..          | 1,885         | 810           | ..          | 810           | ..            | ..          | ..            | Guatemala  |
| ..          | 32,106        | 1,04,305      | ..          | 1,04,305      | 95,805        | ..          | 95,805        | Honduras (not British)   |
| ..          | 96,245        | 47,890        | ..          | 47,890        | 20,752        | ..          | 20,752        | San Salvador   |
| ..          | 33,77,140     | 33,85,026     | ..          | 33,85,026     | 40,15,133     | 405         | 40,15,538     | Nicaragua  |
| 4,859       | 2,27,53,734   | 2,73,81,362   | 2,300       | 2,73,84,162   | 2,07,10,801   | 400         | 2,07,11,201   | Costa Rica   |
| 46,725      | 2,27,53,734   | 2,73,81,362   | 2,300       | 2,73,84,162   | 2,07,10,801   | 400         | 2,07,11,201   | Brazil   |
| 1,741       | 23,35,668     | 24,83,355     | ..          | 24,83,355     | 37,37,231     | ..          | 37,37,231     | Argentine Republic (including the Atlantic Coast of Patagonia) |
| 10          | 46,24,289     | 44,63,287     | 3,030       | 44,66,317     | 41,70,883     | 3,299       | 41,74,182     | Chile (including the Pacific Coast of Patagonia)               |
| ..          | 23,48,083     | 27,22,397     | 4,000       | 27,26,397     | 20,13,363     | ..          | 20,13,363     | Other countries in South America                               |
| ..          | 12,008        | 1,09,865      | ..          | 1,09,865      | 9,510         | ..          | 9,510         | Hawaii   |
| ..          | ..            | ..            | ..          | ..            | ..            | ..          | ..            | Other Islands in the Pacific                                   |
| 1,70,02,058 | 80,80,42,817  | 82,80,09,903  | 1,38,08,195 | 84,18,16,098  | 86,56,31,752  | 1,49,89,376 | 88,06,21,628  | TOTAL FOREIGN COUNTRIES  |
| 9,41,73,569 | 150,66,91,030 | 151,66,97,497 | 3,54,56,716 | 155,21,54,213 | 160,52,18,244 | 3,70,54,762 | 164,28,73,006 | GRAND TOTAL  |

(c) Separately shown from 1933-34

TOTAL TRADE WITH CONTINENTS

No. 4

VALUE of the TOTAL TRADE (IMPORTS, EXPORTS, and RE-EXPORTS) in PRIVATE MERCHANDISE with PRINCIPAL COUNTRIES, and with CONTINENTS, in each Official Year from 1931-32 to 1935-36

| COUNTRIES   | 1931-32              | 1932-33              | 1933-34              | 1934-35              | 1935-36              |
|---|----------------------|----------------------|----------------------|----------------------|----------------------|
| <b>EUROPE—</b>  |                      |                      |                      |                      |                      |
| United Kingdom (including Channel Islands)              | 89,61,48,646         | 86,61,04,024         | 95,64,24,935         | 102,71,32,775        | 103,98,32,971        |
| Irish Free State (a)                                    | —                    | —                    | 16,72,092            | 15,53,128            | 26,04,606            |
| U. S. S. R.   | 3,46,24,158          | 2,34,26,678          | 1,71,92,554          | 1,65,21,421          | 1,90,25,607          |
| Finland   | 21,15,483            | 20,10,581            | 20,74,035            | 39,13,329            | 31,51,938            |
| Estonia   | 8,48,075             | 6,01,159             | 10,63,321            | 11,13,325            | 14,86,586            |
| Latvia  | 2,07,404             | 1,01,408             | 1,01,572             | 98,785               | 1,63,391             |
| Lithuania   | 2,28,446             | 50,388               | 83,411               | 1,25,991             | 1,23,943             |
| Sweden  | 1,08,72,337          | 1,19,37,045          | 1,36,03,513          | 1,37,15,360          | 1,54,98,130          |
| Norway  | 92,80,116            | 97,91,616            | 99,01,246            | 85,69,729            | 98,74,975            |
| Denmark   | 32,24,363            | 30,62,174            | 33,33,724            | 29,56,316            | 43,37,469            |
| Poland (including Danzig)                               | 78,82,762            | 45,83,605            | 59,63,033            | 38,49,881            | 1,00,72,071          |
| Germany   | 20,55,23,626         | 19,04,53,455         | 18,80,84,435         | 17,37,30,428         | 21,92,74,334         |
| Netherlands   | 7,17,27,272          | 5,85,05,298          | 6,05,27,950          | 4,64,69,114          | 5,07,31,753          |
| Belgium   | 7,50,93,368          | 7,45,30,846          | 7,16,83,342          | 6,56,36,982          | 7,97,29,314          |
| Luxemburg   | 20,03,486            | 13,55,339            | 14,26,782            | 14,16,464            | 9,14,911             |
| France  | 9,88,86,423          | 10,16,68,597         | 8,94,05,874          | 6,88,99,901          | 8,49,64,692          |
| Spain   | 1,53,18,570          | 1,61,94,746          | 1,62,16,512          | 1,62,74,906          | 2,00,20,664          |
| Gibraltar   | 79,460               | 1,06,300             | 56,432               | 75,553               | 61,619               |
| Portugal (including Azores and Madeira)                 | 12,37,185            | 12,27,332            | 10,23,378            | 22,71,376            | 29,56,701            |
| Malta and Gozo  | 25,773               | 63,421               | 97,362               | 1,20,983             | 1,09,107             |
| Switzerland   | 1,22,77,736          | 1,29,73,913          | 1,03,70,921          | 1,36,10,951          | 1,43,89,477          |
| Italy (including Fiume)                                 | 9,18,51,337          | 8,30,31,693          | 8,74,22,439          | 8,39,11,952          | 5,54,20,394          |
| Austria   | 71,96,033            | 65,59,038            | 52,52,574            | 54,41,003            | 46,99,926            |
| Hungary   | 3,31,700             | 5,17,193             | 10,56,900            | 9,32,461             | 26,70,597            |
| Czechoslovakia  | 78,48,942            | 80,37,305            | 85,32,533            | 94,02,323            | 79,43,353            |
| Yugo-Slavia (Kingdom of the Serbs, Croats and Slovenes) | 5,32,303             | 7,75,963             | 5,53,710             | 6,39,236             | 8,32,000             |
| Albania   | 10                   | —                    | —                    | 1,768                | 5,133                |
| Bulgaria  | 6,99,493             | 2,39,334             | 2,47,133             | 4,77,207             | 9,43,315             |
| Roumania  | 9,34,635             | 37,52,335            | 57,65,364            | 14,46,367            | 10,50,332            |
| Greece (including Crete)                                | 36,51,912            | 30,32,403            | 49,69,394            | 53,42,309            | 50,31,396            |
| Turkey, European  | 16,79,607            | 18,21,542            | 20,33,173            | 16,13,657            | 10,92,621            |
| Turkey, Asiatic   | 11,79,707            | 19,15,579            | 13,53,433            | 13,20,661            | 9,00,490             |
| <b>TOTAL EUROPE</b>                                     | <b>156,30,10,373</b> | <b>149,36,35,008</b> | <b>156,79,99,719</b> | <b>153,85,93,037</b> | <b>166,11,70,196</b> |
| <b>Asia—</b>  |                      |                      |                      |                      |                      |
| Cyprus  | 1,75,223             | 1,53,993             | 1,99,424             | 4,54,327             | 7,49,276             |
| Syria   | 21,40,542            | 16,38,634            | 13,65,064            | 23,68,593            | 20,56,567            |
| Palestine   | 6,37,403             | 3,65,372             | 12,16,705            | 10,66,805            | 8,42,546             |
| Aden and Dependencies                                   | 1,35,70,779          | 1,12,14,097          | 1,22,72,255          | 1,16,45,516          | 1,25,52,400          |
| Maakat Territory and Trucial Oman                       | 79,79,943            | 71,52,330            | 63,53,404            | 64,25,197            | 68,39,073            |
| Other Native States in Arabia                           | 33,33,494            | 65,94,003            | 55,59,473            | 61,13,095            | 65,53,331            |
| Iraq  | 1,73,31,431          | 1,22,19,647          | 1,05,63,014          | 1,09,89,947          | 1,03,15,512          |
| Bahrain Islands   | 68,99,337            | 57,36,113            | 42,57,445            | 43,12,903            | 45,64,763            |
| Iran  | 4,08,37,353          | 2,76,43,759          | 2,29,03,229          | 2,56,05,136          | 2,92,43,254          |
| Henjam Islands  | 84,352               | 97,919               | 83,569               | 72,523               | 11,254               |
| Ceylon (excluding Maldives)                             | 9,32,33,532          | 8,53,04,269          | 7,52,53,954          | 8,12,70,951          | 8,95,27,537          |
| Maldives  | 1,92,767             | 2,43,525             | 1,42,111             | 2,19,291             | 1,50,167             |
| Straits Settlements                                     | 7,61,19,395          | 6,42,17,347          | 6,02,07,154          | 6,42,67,637          | 7,42,69,177          |
| Federated Malay States                                  | 72,61,056            | 57,93,369            | 52,14,035            | 57,45,951            | 78,94,400            |
| Non-Federated Malay States (b)                          | —                    | —                    | 2,439                | 4,631                | 1,475                |
| Sumatra   | 33,91,935            | 65,25,960            | 57,97,143            | 33,46,633            | 71,42,333            |
| Afghanistan   | 62,792               | 25,779               | 3,745                | —                    | —                    |
| Java  | 6,59,39,220          | 4,47,31,723          | 2,35,49,130          | 2,40,62,521          | 2,21,95,741          |
| Borneo (British and Dutch)                              | 94,51,341            | 71,94,324            | 62,23,036            | 66,96,592            | 60,72,624            |
| Celebes and other Islands                               | 3,26,524             | 12,39,599            | 6,93,469             | 6,40,730             | 7,33,173             |
| Dutch New Guinea  | 10,37,223            | 16,31,543            | 136                  | —                    | —                    |
| Siam  | 96,04,376            | 68,57,223            | 1,33,04,134          | 3,09,29,312          | 1,72,39,943          |
| French Indo-China                                       | 92,39,795            | 57,56,152            | 77,42,460            | 1,13,11,561          | 1,23,13,439          |
| Philippines   | 45,32,606            | 59,97,351            | 44,93,074            | 32,36,334            | 39,23,930            |
| Macao   | —                    | 912                  | —                    | —                    | —                    |
| Portuguese Timor (c)                                    | —                    | —                    | —                    | —                    | 2                    |
| Japan   | 27,36,30,010         | 34,53,04,079         | 29,93,39,303         | 45,09,94,396         | 43,91,73,301         |
| Korea   | —                    | —                    | 20                   | —                    | —                    |
| Formosa   | 11,59,694            | 15,92,940            | 3,95,353             | 3,24,997             | 5,34,762             |
| Hongkong  | 2,41,29,797          | 1,93,53,933          | 1,56,31,132          | 93,76,147            | 95,44,391            |
| China (exclusive of Hongkong and Macao)                 | 10,61,00,933         | 6,53,11,641          | 6,76,97,051          | 4,70,30,333          | 3,72,31,447          |
| <b>TOTAL ASIA</b>                                       | <b>78,37,01,793</b>  | <b>74,05,55,616</b>  | <b>65,74,83,229</b>  | <b>82,04,17,434</b>  | <b>80,17,32,542</b>  |

(a) Separately shown from 1933-34 prior to 1932-33, included in the United Kingdom.  
 (b) " " " " " " " " Federated Malay States.  
 (c) " " " " " " " " 1933-34. " " " " " " " "

No. 4—continued

VALUE of the TOTAL TRADE (IMPORTS, EXPORTS, and RE-EXPORTS) in PRIVATE MERCHANDISE with PRINCIPAL COUNTRIES, and with CONTINENTS, in each Official Year from 1931-32 to 1935-36

| COUNTRIES  | 1931-32              | 1932-33              | 1933-34              | 1934-35              | 1935-36              |
|--|----------------------|----------------------|----------------------|----------------------|----------------------|
|  | R                    | R                    | R                    | R                    | R                    |
| <b>AFRICA—</b>   |                      |                      |                      |                      |                      |
| Egypt . . . . .  | 3,41,84,718          | 2,07,31,183          | 1,88,22,057          | 2,95,77,844          | 2,81,18,920          |
| Tripoli (Libya) . . . . .  | 78,950               | 51,525               | 51,082               | 49,544               | 33,908               |
| Tunis . . . . .  | 9,577                | 41,118               | 84,937               | 48,000               | 10,644               |
| Algeria . . . . .  | 19,120               | 39,230               | 25,580               | 13,542               | 19,956               |
| Morocco . . . . .  | 1,47,057             | 1,46,155             | 1,83,848             | 1,97,030             | 2,73,026             |
| Canary Islands . . . . .   | 23,426               | 46,596               | 29,842               | 1,48,297             | 1,10,790             |
| Sierra Leone . . . . .   | 14,007               | 1,45,101             | 2,54,012             | 4,00,164             | 7,19,245             |
| Gold Coast . . . . .   | 6,04,432             | 7,08,405             | 8,95,210             | 8,23,023             | 20,29,506            |
| Nigeria (including British Cameroons) . . . . .                          | 12,52,008            | 15,62,487            | 16,63,410            | 25,31,249            | 55,44,270            |
| West Africa . . . . .  | 5,79,078             | 6,70,205             | 7,51,588             | 13,66,152            | 25,84,327            |
| Protectorate of South-West Africa . . . . .                              | ..                   | ..                   | 556                  | 263                  | 43,573               |
| Union of South Africa . . . . .  | 1,67,02,724          | 1,45,05,466          | 1,47,74,597          | 1,69,39,524          | 1,89,66,841          |
| Rhodesia . . . . .   | 4,187                | 265                  | 1,528                | ..                   | 2,794                |
| Portuguese East Africa . . . . .   | 1,01,39,459          | 1,07,37,619          | 1,04,31,187          | 1,08,52,172          | 1,29,07,333          |
| Madagascar and Kerguelon . . . . .                                       | 2,94,630             | 3,26,787             | 4,62,032             | 2,49,406             | 3,26,835             |
| Réunion . . . . .  | 17,504               | 2,11,900             | 3,31,445             | 59,631               | 2,31,893             |
| Zanzibar and Pemba . . . . .   | 76,51,330            | 60,01,261            | 57,45,749            | 50,32,245            | 41,54,923            |
| Kenya Colony . . . . .   | 3,78,89,404          | 2,34,92,868          | 2,59,71,782          | 3,35,10,023          | 3,78,06,973          |
| Tanganyika Territory . . . . .   | 37,59,034            | 29,24,376            | 33,10,826            | 39,23,573            | 58,95,731            |
| Uganda Protectorate . . . . .  | 1,87,127             | 1,03,546             | 1,33,269             | 2,00,523             | 1,92,981             |
| Nyasaland Protectorate . . . . .   | 3,825                | 5,634                | 181                  | 2,034                | 6,030                |
| Italian East Africa (Somaliland and Eritrea) . . . . .                   | 21,93,923            | 23,70,689            | 10,07,469            | 12,02,126            | 17,12,721            |
| Somaliland (British and French) . . . . .                                | 23,02,971            | 21,08,592            | 15,42,740            | 11,10,209            | 6,63,401             |
| Abyssinia . . . . .  | 26,231               | 1,175                | 965                  | 2,957                | 673                  |
| Anglo-Egyptian Sudan . . . . .   | 43,60,749            | 88,90,233            | 36,62,060            | 60,57,670            | 79,01,897            |
| Mauritius and Dependencies . . . . .                                     | 90,69,320            | 75,42,995            | 63,24,374            | 87,95,504            | 89,09,038            |
| Seychelles . . . . .   | 7,79,368             | 12,13,936            | 5,73,364             | 5,03,151             | 6,44,330             |
| Socotra (a) . . . . .  | ..                   | ..                   | 18,061               | 1,09,548             | 9,026                |
| <b>TOTAL AFRICA</b>  | <b>13,23,70,309</b>  | <b>10,45,74,952</b>  | <b>9,80,88,182</b>   | <b>12,35,08,331</b>  | <b>18,08,38,132</b>  |
| <b>AMERICA—</b>  |                      |                      |                      |                      |                      |
| Canada . . . . .   | 1,89,52,005          | 1,96,33,361          | 2,57,03,439          | 2,68,86,156          | 2,66,17,734          |
| Bahamas . . . . .  | ..                   | 7,323                | 23,591               | 54,717               | 46,434               |
| Newfoundland and Labrador . . . . .                                      | 250                  | ..                   | ..                   | 161                  | 1,940                |
| United States of America . . . . .                                       | 27,12,89,945         | 21,28,91,172         | 21,58,54,216         | 21,55,80,397         | 25,49,88,512         |
| Bermuda . . . . .  | 1,991                | 1,713                | 2,346                | 2,699                | 100                  |
| Cuba . . . . .   | 1,05,61,167          | 74,79,068            | 66,65,338            | 64,93,424            | 78,06,197            |
| Haiti and St. Domingo . . . . .  | 6,60,336             | 8,10,236             | 7,20,151             | 6,49,517             | 8,74,397             |
| Porto Rico . . . . .   | 18,39,553            | 14,67,180            | 8,94,565             | 15,39,595            | 13,02,153            |
| West Indies . . . . .  | 31,65,333            | 26,53,319            | 29,40,305            | 39,04,337            | 51,70,529            |
| Mexico . . . . .   | 8,27,142             | 23,29,112            | 6,75,036             | 25,99,375            | 23,14,343            |
| Guatemala . . . . .  | 45,037               | 19,062               | 10,131               | 23,192               | 5,857                |
| Honduras . . . . .   | 3,356                | 7,303                | 31,021               | 29,336               | 70,167               |
| San Salvador . . . . .   | 52,031               | 49,933               | 1,365                | 610                  | ..                   |
| Nicaragua . . . . .  | 80,670               | 45,292               | 32,106               | 1,04,305             | 95,803               |
| Costa Rica . . . . .   | 51,326               | 78,522               | 96,245               | 47,860               | 20,752               |
| Colombia . . . . .   | 2,42,023             | 6,245                | 8,02,795             | 6,52,335             | 11,89,662            |
| Panama (including Panama Canal Zone) . . . . .                           | 67,940               | 1,46,703             | 47,910               | 59,207               | 1,26,273             |
| Venezuela . . . . .  | 1,33,104             | 73,449               | 72,150               | 32,178               | 16,922               |
| British Guiana . . . . .   | 6,42,268             | 7,33,751             | 5,94,030             | 4,97,236             | 6,42,266             |
| Falkland Islands . . . . .   | ..                   | 1,744                | ..                   | ..                   | ..                   |
| Dutch Guiana . . . . .   | 94,258               | 71,621               | 44,189               | 63,615               | 69,338               |
| French Guiana . . . . .  | ..                   | ..                   | ..                   | 180                  | ..                   |
| Brazil . . . . .   | 31,85,293            | 27,02,550            | 33,77,424            | 34,23,653            | 40,23,373            |
| Paraguay . . . . .   | 24,131               | 1,34,592             | 1,61,461             | 1,53,265             | 23,300               |
| Uruguay . . . . .  | 12,47,376            | 11,43,120            | 12,70,400            | 9,96,465             | 4,18,397             |
| Argentine Republic (including the Atlantic Coast of Patagonia) . . . . . | 1,54,43,531          | 2,32,75,041          | 2,23,03,507          | 2,73,39,822          | 2,03,42,052          |
| Chile (including the Pacific Coast of Patagonia) . . . . .               | 17,57,863            | 16,53,017            | 23,44,432            | 25,30,356            | 37,42,347            |
| Peru . . . . .   | 15,33,773            | 20,13,137            | 20,42,074            | 35,06,034            | 52,86,334            |
| Ecuador . . . . .  | 2,31,004             | 6,39,165             | 2,05,111             | 1,51,785             | 1,93,267             |
| Bolivia . . . . .  | 1,150                | 8,439                | 14,934               | 13,050               | 14,261               |
| <b>TOTAL AMERICA</b>   | <b>33,20,23,776</b>  | <b>28,46,61,580</b>  | <b>28,79,86,432</b>  | <b>29,69,40,722</b>  | <b>33,53,12,822</b>  |
| <b>COOK ISLANDS (b)</b>  | <b>..</b>            | <b>..</b>            | <b>..</b>            | <b>700</b>           | <b>..</b>            |
| <b>AUSTRALIA AND OCEANIA—</b>  |                      |                      |                      |                      |                      |
| Commonwealth of Australia . . . . .                                      | 4,55,03,619          | 4,99,53,134          | 4,00,73,184          | 3,68,57,020          | 4,06,77,567          |
| Territory of Papua . . . . .   | 3,25,403             | 4,45,650             | 3,18,600             | 2,41,541             | 2,31,353             |
| New Zealand . . . . .  | 33,84,060            | 41,39,317            | 55,31,748            | 52,39,338            | 44,33,356            |
| Fiji Islands . . . . .   | 4,16,091             | 6,22,237             | 4,15,098             | 3,78,408             | 5,15,394             |
| Hawaii . . . . .   | 23,39,928            | 24,09,702            | 23,43,068            | 27,27,015            | 20,13,389            |
| Other Islands in the Pacific . . . . .                                   | 11,703               | 8,860                | 12,068               | 1,10,294             | 9,516                |
| <b>TOTAL AUSTRALIA AND OCEANIA</b>                                       | <b>5,30,79,804</b>   | <b>5,73,30,429</b>   | <b>4,87,03,671</b>   | <b>4,56,04,356</b>   | <b>4,79,36,860</b>   |
| <b>GRAND TOTAL</b>   | <b>266,91,66,469</b> | <b>208,07,57,535</b> | <b>266,02,61,433</b> | <b>287,50,03,940</b> | <b>298,05,40,902</b> |

(a) Separately shown from 1933-34. Up to 1932-33 it was included in Aden and Dependencies.  
(b) Separately shown from 1933-34.





ABSTRACT TABLES  
TRADE WITH CONTINENTS  
IMPORTS

No. 5—continued

VALUE of the TOTAL IMPORTS of PRIVATE MERCHANDISE from each COUNTRY (distinguishing Continents) in each Official Year from 1931-32 to 1935-36 —continued

| COUNTRIES  | 1931-32             | 1932-33              | 1933-34              | 1934-35              | 1935-36              |
|--|---------------------|----------------------|----------------------|----------------------|----------------------|
|  | R                   | R                    | R                    | R                    | R                    |
| <b>AFRICA—</b>   |                     |                      |                      |                      |                      |
| Egypt . . . . .  | 1,47,02,287         | 95,65,246            | 67,60,596            | 1,67,49,704          | 1,53,01,160          |
| Tripoli (Libya) . . . . .  | 8                   | ..                   | 8,912                | ..                   | ..                   |
| Algeria . . . . .  | ..                  | ..                   | ..                   | 1,912                | 8,979                |
| Morocco . . . . .  | ..                  | ..                   | ..                   | 1                    | 8,040                |
| Canary Islands . . . . .   | 22,918              | 34,791               | 19,549               | 1,19,923             | 69,922               |
| West Africa . . . . .  | 24                  | ..                   | 1,466                | 48,125               | ..                   |
| Union of South Africa . . . . .  | 21,69,417           | 19,02,614            | 25,02,352            | 25,23,567            | 31,23,297            |
| Rhodesia . . . . .   | 4,187               | 265                  | 560                  | ..                   | 2,794                |
| Portuguese East Africa . . . . .   | 12,03,080           | 18,93,885            | 32,22,558            | 27,07,239            | 44,60,008            |
| Madagascar and Kerguelon . . . . .                                       | 28,055              | 17,147               | 14,338               | 13,910               | 1,08,249             |
| Beunton . . . . .  | 57                  | ..                   | 8,66,772             | ..                   | ..                   |
| Zanzibar and Pemba . . . . .   | 41,33,261           | 35,24,020            | 35,21,562            | 31,79,091            | 21,96,806            |
| Kenya Colony . . . . .   | 3,26,79,419         | 1,86,78,055          | 2,12,59,818          | 2,87,87,010          | 3,26,17,013          |
| Tanganyika Territory . . . . .   | 6,04,092            | 11,23,711            | 24,76,877            | 26,20,767            | 43,01,013            |
| Uganda Protectorate . . . . .  | 155                 | 1,717                | 38,900               | 30,419               | 53,028               |
| Nyasaland Protectorate . . . . .   | ..                  | 709                  | 181                  | 1,613                | 279                  |
| Italian East Africa (Somaliland and Eritrea) . . . . .                   | 10,16,643           | 14,62,619            | 1,97,532             | 1,32,206             | 8,148                |
| Somaliland (British and French) . . . . .                                | 12,893              | 77,090               | 14,648               | 16,678               | 6,039                |
| Abyssinia . . . . .  | ..                  | ..                   | 16                   | 843                  | 12                   |
| Anglo-Egyptian Sudan . . . . .   | 17,14,809           | 60,43,593            | 7,41,606             | 29,67,118            | 48,46,444            |
| Mauritius and Dependencies . . . . .                                     | 12,727              | 5,384                | 14,710               | 47,050               | 35,373               |
| Seychelles . . . . .   | 2,34,657            | 6,35,890             | 2,31,016             | 47,420               | 1,98,565             |
| Socotra (a) . . . . .  | ..                  | ..                   | ..                   | ..                   | 3,263                |
| <b>TOTAL AFRICA</b>  | <b>5,85,53,413</b>  | <b>4,55,71,760</b>   | <b>4,14,75,959</b>   | <b>6,00,01,706</b>   | <b>6,75,93,566</b>   |
| <b>AMERICA—</b>  |                     |                      |                      |                      |                      |
| Canada . . . . .   | 41,66,604           | 33,54,392            | 69,67,428            | 91,66,831            | 93,74,521            |
| Newfoundland and Labrador . . . . .                                      | ..                  | ..                   | ..                   | 161                  | 1,940                |
| United States of America . . . . .                                       | 12,83,62,243        | 11,25,08,778         | 7,17,81,060          | 8,41,45,013          | 8,94,18,450          |
| Cuba . . . . .   | 5,741               | 290                  | ..                   | ..                   | 166                  |
| Haiti and St. Domingo . . . . .  | 1,638               | 814                  | 668                  | 243                  | ..                   |
| Porto Rico . . . . .   | ..                  | ..                   | 122                  | ..                   | ..                   |
| West Indies . . . . .  | 23,593              | 21,177               | 6,535                | 15,984               | 20,494               |
| Mexico . . . . .   | 81,866              | 9,80,986             | 3,20,300             | 5,28,846             | 6,35,544             |
| Colombia . . . . .   | ..                  | 2,463                | 66                   | ..                   | ..                   |
| Panama (including Panama Canal Zone) . . . . .                           | ..                  | ..                   | 190                  | 67                   | 67                   |
| Brazil . . . . .   | 1,082               | 236                  | 275                  | 63,627               | 5,335                |
| Uruguay . . . . .  | ..                  | ..                   | 806                  | 130                  | 2,819                |
| Argentine Republic (including the Atlantic Coast of Patagonia) . . . . . | 12,465              | 14,855               | 19,783               | 15,700               | 1,30,851             |
| Chile (including the Pacific Coast of Patagonia) . . . . .               | 993                 | 5,720                | 8,764                | 47,011               | 5,916                |
| Peru . . . . .   | ..                  | ..                   | 36,730               | 11,92,080            | 31,06,270            |
| Ecuador . . . . .  | ..                  | 5,38,438             | ..                   | ..                   | ..                   |
| <b>TOTAL AMERICA</b>   | <b>13,27,16,035</b> | <b>11,78,77,340</b>  | <b>7,90,42,718</b>   | <b>9,51,68,583</b>   | <b>10,27,15,073</b>  |
| <b>AUSTRALIA AND OCEANIA—</b>  |                     |                      |                      |                      |                      |
| Commonwealth of Australia . . . . .                                      | 1,58,36,905         | 1,06,65,256          | 1,02,43,155          | 96,69,674            | 1,19,21,913          |
| New Zealand . . . . .  | 3,69,114            | 3,27,627             | 2,13,142             | 3,00,807             | 4,07,948             |
| Fiji Islands . . . . .   | 151                 | 1,198                | 2,071                | 1,854                | 3,705                |
| Hawaii . . . . .   | ..                  | ..                   | ..                   | 618                  | 0                    |
| Other Islands in the Pacific . . . . .                                   | ..                  | ..                   | ..                   | 50                   | ..                   |
| <b>TOTAL AUSTRALIA AND OCEANIA</b>                                       | <b>1,61,96,900</b>  | <b>1,10,14,081</b>   | <b>1,04,64,268</b>   | <b>99,78,093</b>     | <b>1,23,33,570</b>   |
| <b>GRAND TOTAL</b>   | <b>13,07,14,115</b> | <b>132,58,43,175</b> | <b>115,36,70,144</b> | <b>132,29,09,727</b> | <b>134,36,07,196</b> |

(a) Separately shown from 1933-34. Prior to 1933-34 included in "Aden and Dependencies".

ABSTRACT TABLES  
TRADE WITH CONTINENTS  
EXPORTS

No. 6

VALUE of the TOTAL EXPORTS of INDIAN PRODUCE and MANUFACTURES (PRIVATE MERCHANDISE)  
to each COUNTRY (distinguishing Continents) in each Official Year from 1931-32 to 1935-36

| COUNTRIES   | 1931-32             | 1932-33             | 1933-34             | 1934-35             | 1935-36             |
|---|---------------------|---------------------|---------------------|---------------------|---------------------|
| <b>EUROPE—</b>  |                     |                     |                     |                     |                     |
| United Kingdom (including Channel Islands)              | 42,87,59,075        | 39,82,47,048        | 47,20,87,078        | 47,92,49,399        | 50,47,02,169        |
| Irish Free State (a)                                    | —                   | —                   | 16,68,009           | 14,89,275           | 26,12,187           |
| U. S. S. R.   | 66,90,075           | 37,63,665           | 8,06,362            | 8,42,220            | 35,22,170           |
| Finland   | 7,21,608            | 2,36,559            | 4,97,048            | 19,64,577           | 9,76,229            |
| Estonia   | 2,000               | ..                  | 2,800               | 61,878              | 1,00,779            |
| Latvia  | ..                  | ..                  | 1,000               | 16,397              | ..                  |
| Lithuania   | ..                  | ..                  | ..                  | 78,399              | 87,300              |
| Sweden  | 20,80,440           | 23,16,894           | 33,57,349           | 37,89,207           | 40,45,419           |
| Norway  | 44,30,247           | 31,30,333           | 37,75,600           | 35,49,455           | 40,18,472           |
| Denmark   | 13,83,124           | 10,01,075           | 16,13,924           | 14,92,268           | 11,58,260           |
| Poland (including Danzig)                               | 50,49,999           | 23,29,596           | 40,77,196           | 58,17,990           | 81,59,981           |
| Germany   | 10,27,95,550        | 8,59,03,712         | 9,83,63,622         | 7,16,70,268         | 9,50,29,502         |
| Netherlands   | 5,00,55,330         | 4,12,70,887         | 4,21,19,813         | 3,32,73,709         | 3,70,01,579         |
| Belgium   | 4,45,52,059         | 4,01,50,388         | 4,48,32,660         | 4,38,69,652         | 5,51,95,886         |
| France  | 7,03,55,789         | 8,07,61,662         | 7,37,15,375         | 5,29,19,932         | 7,15,34,193         |
| Spain   | 1,33,85,087         | 1,37,06,638         | 1,41,17,890         | 1,38,42,846         | 1,78,11,464         |
| Gibraltar   | 35,535              | 54,794              | 22,934              | 27,272              | 14,973              |
| Portugal (including Azores and Madaira)                 | 9,44,532            | 9,24,023            | 6,98,352            | 13,57,834           | 25,86,451           |
| Malta and Gozo  | 17,991              | 42,974              | 90,409              | 84,244              | 1,05,561            |
| Switzerland   | 8,601               | 10,359              | 1,08,177            | 2,14,419            | 1,62,337            |
| Italy (including Fiume)                                 | 5,49,95,893         | 4,78,14,555         | 5,75,37,344         | 5,83,99,499         | 8,51,87,642         |
| Austria   | 21,542              | 38,606              | 72                  | 1,25,646            | 4,12,784            |
| Hungary   | 11,980              | 244                 | ..                  | 1,55,280            | 3,08,490            |
| Czechoslovakia  | 63,062              | 2,61,675            | 4,96,610            | 6,09,085            | 11,51,034           |
| Yugo-Slavic (Kingdom of the Serbs, Croats and Slovenes) | 1,709               | 1,42,925            | ..                  | 50,337              | 2,93,579            |
| Bulgaria  | 6,98,895            | 2,89,884            | 2,46,904            | 4,77,207            | 9,48,815            |
| Roumania  | 2,00,511            | 4,19,869            | 5,65,382            | 5,26,776            | 7,34,111            |
| Greece (including Crete)                                | 32,79,323           | 25,99,109           | 46,24,200           | 50,92,336           | 47,53,055           |
| Albania   | ..                  | ..                  | ..                  | ..                  | 5,138               |
| Turkey, European  | 14,60,824           | 16,47,402           | 17,99,387           | 14,52,094           | 9,40,855            |
| Turkey, Asiatic   | 11,56,533           | 13,66,044           | 17,76,688           | 16,44,609           | 7,09,068            |
| <b>TOTAL EUROPE</b>                                     | <b>80,00,47,792</b> | <b>69,89,30,820</b> | <b>82,89,85,335</b> | <b>78,46,49,735</b> | <b>85,44,54,004</b> |
| <b>ASIA—</b>  |                     |                     |                     |                     |                     |
| Cyprus  | 1,78,557            | 1,52,238            | 1,99,400            | 2,88,978            | 6,45,361            |
| Syria   | 19,67,431           | 16,61,400           | 17,79,846           | 21,16,604           | 17,45,865           |
| Palestine   | 5,59,930            | 6,30,031            | 10,29,327           | 8,31,181            | 6,55,370            |
| Aden and Dependences                                    | 77,11,456           | 81,25,106           | 65,10,888           | 64,40,705           | 70,66,152           |
| Iraq  | 73,90,505           | 52,40,137           | 40,25,470           | 36,64,977           | 42,60,530           |
| Mascat Territory and Trucial Oman                       | 5,12,215            | 37,94,277           | 30,23,792           | 32,75,139           | 30,32,681           |
| Other Native States in Arabia                           | 75,86,199           | 58,03,388           | 44,89,501           | 47,69,637           | 49,86,112           |
| Bahrain Islands   | 49,05,323           | 37,73,371           | 27,80,504           | 26,46,263           | 31,27,023           |
| Iran  | 1,03,84,320         | 55,34,934           | 56,56,588           | 35,39,981           | 43,62,433           |
| Henjam Island   | 40,585              | 59,385              | 70,890              | 68,725              | 8,835               |
| Afghanistan   | 30,925              | 2,700               | 1,005               | ..                  | ..                  |
| Ceylon (excluding Maldives)                             | 7,83,87,742         | 6,52,06,378         | 5,90,76,185         | 6,36,74,562         | 7,12,17,739         |
| Maldives  | 1,16,145            | 1,91,685            | 71,018              | 1,30,625            | 80,705              |
| Straits Settlements                                     | 4,65,35,290         | 3,56,45,236         | 3,26,40,939         | 3,22,58,938         | 3,66,40,465         |
| Federated Malay States                                  | 70,97,929           | 56,64,695           | 51,23,027           | 56,15,572           | 70,19,194           |
| Non-Federated Malay States (b)                          | ..                  | ..                  | ..                  | 3,971               | 1,448               |
| Sumatra   | 68,23,486           | 47,74,955           | 43,71,065           | 43,19,033           | 52,64,560           |
| Java  | 1,70,89,881         | 70,70,253           | 44,87,643           | 43,58,907           | 46,25,706           |
| Borneo (British and Dutch)                              | 2,92,339            | 2,88,532            | 3,29,791            | 2,57,225            | 3,65,647            |
| Celebes and other Islands                               | 3,22,347            | 4,12,459            | 6,84,577            | 6,33,745            | 7,27,023            |
| Dutch New Guinea  | ..                  | 20                  | ..                  | ..                  | ..                  |
| Siam  | 76,37,307           | 45,46,990           | 92,81,173           | 1,14,82,484         | 91,01,499           |
| French Indo-China                                       | 73,52,019           | 37,51,864           | 58,30,041           | 49,36,975           | 57,07,742           |
| Philippines   | 40,50,070           | 47,50,509           | 41,48,494           | 28,54,109           | 34,26,189           |
| Portuguese Timor (c)                                    | ..                  | ..                  | ..                  | ..                  | 2                   |
| Japan   | 13,94,28,225        | 13,95,09,778        | 13,46,28,346        | 24,59,13,334        | 21,88,71,131        |
| Korea   | ..                  | ..                  | 20                  | ..                  | ..                  |
| Formosa   | 11,50,454           | 15,92,940           | 3,95,353            | 8,19,935            | 5,33,975            |
| Hongkong  | 1,80,09,600         | 1,41,95,808         | 1,07,38,470         | 56,93,910           | 50,01,293           |
| China (excluding Hongkong and Mecho)                    | 7,79,71,309         | 8,56,57,588         | 4,58,45,902         | 2,61,99,700         | 1,87,03,330         |
| <b>TOTAL ASIA</b>                                       | <b>45,01,40,484</b> | <b>35,59,37,455</b> | <b>34,06,85,809</b> | <b>43,77,34,970</b> | <b>41,78,39,460</b> |

(a) Separately shown from 1933-34. Prior to 1933-34 included in the United Kingdom.

(b) " " " " " " " " Federated Malay States.

(c) " " " " 1933-34. " " " " " " " "

ABSTRACT TABLES  
TRADE WITH CONTINENTS  
EXPORTS

No. 6—continued

**VALUE of the TOTAL EXPORTS of INDIAN PRODUCE and MANUFACTURES (PRIVATE MERCHANDISE) to each COUNTRY (distinguishing Continents), in each Official Year from 1931-32 to 1935-36—continued**

| COUNTRIES  | 1931-32              | 1932-33              | 1933-34              | 1934-35              | 1935-36               |
|--|----------------------|----------------------|----------------------|----------------------|-----------------------|
| <b>AFRICA—</b>   | <b>R</b>             | <b>R</b>             | <b>R</b>             | <b>R</b>             | <b>R</b>              |
| Egypt . . . . .  | 1,00,07,069          | 1,08,89,842          | 1,15,27,181          | 1,24,63,336          | 1,24,56,068           |
| Tripoli (Libya) . . . . .  | 76,697               | 51,525               | 89,560               | 49,642               | 53,908                |
| Tunis . . . . .  | 9,427                | 84,713               | 32,337               | 44,944               | 4,444                 |
| Algeria . . . . .  | 19,120               | 39,230               | 25,549               | 11,923               | 15,977                |
| Morocco . . . . .  | 1,47,057             | 1,46,155             | 1,83,648             | 1,95,190             | 2,00,836              |
| Canary Islands . . . . .   | 508                  | 11,805               | 9,918                | 20,355               | 8,785                 |
| West Africa . . . . .  | 24,49,061            | 30,80,886            | 35,84,024            | 50,69,080            | 1,08,68,550           |
| Protectorate of South-West Africa . . . . .                              | ..                   | ..                   | 506                  | 243                  | 43,578                |
| Union of South Africa . . . . .  | 1,46,71,474          | 1,24,10,108          | 1,20,49,230          | 1,42,42,448          | 1,66,46,930           |
| Rhodesia . . . . .   | ..                   | ..                   | 908                  | ..                   | ..                    |
| Portuguese East Africa . . . . .   | 86,89,851            | 85,30,066            | 69,76,522            | 77,14,500            | 81,65,500             |
| Madagascar and Kerguelon . . . . .                                       | 2,05,825             | 3,09,258             | 4,48,549             | 2,38,021             | 2,18,024              |
| Reunion . . . . .  | 16,105               | 2,08,304             | 13,158               | 58,430               | 2,25,444              |
| Zanzibar and Pemba . . . . .   | 30,90,629            | 22,68,576            | 20,28,498            | 15,89,891            | 14,98,530             |
| Kenya Colony . . . . .   | 45,79,299            | 41,24,011            | 37,06,199            | 35,43,700            | 43,63,376             |
| Tanganyika Territory . . . . .   | 28,96,836            | 19,08,978            | 11,71,870            | 10,51,117            | 12,25,860             |
| Uganda Protectorate . . . . .  | 1,24,111             | 70,858               | 92,576               | 1,31,979             | 1,22,057              |
| Nyasaland Protectorate . . . . .   | 3,925                | 4,975                | ..                   | 421                  | 5,761                 |
| Italian East Africa (Somaland and Eritrea) . . . . .                     | 11,62,650            | 8,67,645             | 7,66,897             | 10,29,305            | 13,79,258             |
| Somaland (British and French) . . . . .                                  | 22,47,361            | 19,62,411            | 14,71,404            | 10,54,869            | 5,10,090              |
| Abyssinia . . . . .  | 26,281               | 113                  | ..                   | ..                   | 325                   |
| Anglo-Egyptian Sudan . . . . .   | 25,29,558            | 21,40,990            | 20,83,386            | 22,79,711            | 24,14,535             |
| Mauritius and Dependencies . . . . .                                     | 88,46,720            | 74,40,190            | 66,52,520            | 86,76,860            | 67,98,532             |
| Seychelles . . . . .   | 4,29,923             | 4,64,540             | 2,68,578             | 3,64,164             | 3,76,645              |
| Boocra (c) . . . . .   | —                    | —                    | 14,806               | 1,08,551             | 8,583                 |
| <b>TOTAL AFRICA</b>  | <b>7,10,89,237</b>   | <b>5,66,84,063</b>   | <b>5,31,46,800</b>   | <b>5,99,33,351</b>   | <b>6,86,27,603</b>    |
| <b>AMERICA—</b>  |                      |                      |                      |                      |                       |
| Canada . . . . .   | 1,47,60,414          | 1,63,57,254          | 1,88,09,904          | 1,71,85,612          | 1,72,18,330           |
| Newfoundland and Labrador . . . . .                                      | 250                  | ..                   | ..                   | ..                   | ..                    |
| United States of America . . . . .                                       | 13,86,33,229         | 9,76,40,912          | 14,07,34,885         | 12,90,09,626         | 16,12,21,136          |
| Bermuda . . . . .  | 1,991                | 1,713                | 2,846                | 2,408                | 100                   |
| Bahamas . . . . .  | ..                   | 7,323                | 24,591               | 54,717               | 46,434                |
| West Indies . . . . .  | 1,61,31,746          | 1,28,30,394          | 1,12,12,736          | 1,25,66,777          | 1,51,37,272           |
| Mexico . . . . .   | 7,45,276             | 13,98,426            | 3,46,045             | 20,72,529            | 17,49,299             |
| Guatemala . . . . .  | 45,087               | 19,062               | 10,131               | 23,192               | 8,837                 |
| Honduras . . . . .   | 3,356                | 7,308                | 31,031               | 29,386               | 70,167                |
| San Salvador . . . . .   | 52,681               | 49,938               | 1,865                | 810                  | ..                    |
| Nicaragua . . . . .  | 80,870               | 45,219               | 82,106               | 1,04,305             | 95,895                |
| Costa Rica . . . . .   | 51,326               | 78,522               | 96,245               | 47,899               | 120,752               |
| Colombia . . . . .   | 2,41,423             | 65,782               | 8,08,785             | 6,52,835             | 11,89,651             |
| Panama (including Panama Canal Zone) . . . . .                           | 67,940               | 1,46,703             | 47,710               | 56,140               | 1,23,096              |
| Venezuela . . . . .  | 1,33,104             | 79,449               | 72,150               | 32,178               | 16,992                |
| British Guiana . . . . .   | 5,41,748             | 7,36,151             | 5,94,930             | 4,97,296             | 6,42,216              |
| Falkland Islands . . . . .   | ..                   | 1,744                | ..                   | ..                   | ..                    |
| Dutch Guiana . . . . .   | 94,173               | 71,621               | 44,189               | 63,585               | 69,338                |
| French Guiana . . . . .  | ..                   | ..                   | ..                   | 160                  | ..                    |
| Brazil . . . . .   | 31,84,126            | 27,02,314            | 33,72,290            | 33,66,026            | 40,15,133             |
| Paraguay . . . . .   | 24,131               | 1,34,592             | 1,61,461             | 1,83,265             | 28,300                |
| Uruguay . . . . .  | 13,46,423            | 11,48,120            | 12,69,595            | 9,96,335             | 4,16,078              |
| Argentine Republic (including the Atlantic Coast of Patagonia) . . . . . | 1,54,31,126          | 2,82,80,236          | 2,27,37,059          | 2,73,81,362          | 2,07,10,801           |
| Chile (including the Pacific Coast of Patagonia) . . . . .               | 17,56,900            | 16,52,297            | 23,83,927            | 24,83,355            | 37,37,231             |
| Peru . . . . .   | 15,33,778            | 20,18,187            | 20,05,344            | 23,13,954            | 21,20,063             |
| Ecuador . . . . .  | 2,21,004             | 1,09,727             | 2,05,111             | 1,51,785             | 1,93,038              |
| Bolivia . . . . .  | 1,150                | 8,439                | 14,934               | 13,050               | 14,231                |
| <b>TOTAL AMERICA</b>   | <b>19,49,82,397</b>  | <b>16,50,12,338</b>  | <b>20,55,14,860</b>  | <b>19,92,90,078</b>  | <b>22,83,13,995</b>   |
| <b>AUSTRALIA AND OCEANIA—</b>  |                      |                      |                      |                      |                       |
| Commonwealth of Australia . . . . .                                      | 2,95,00,830          | 3,83,40,570          | 2,98,05,926          | 2,71,23,331          | 2,86,83,103           |
| Territory of Papua (Br. New Guinea) . . . . .                            | 3,25,403             | 4,45,659             | 3,18,600             | 2,41,041             | 2,80,422              |
| New Zealand . . . . .  | 34,97,679            | 38,48,595            | 52,94,686            | 49,73,955            | 40,12,474             |
| Cook Islands (b) . . . . .   | ..                   | ..                   | ..                   | 709                  | ..                    |
| Fiji Islands . . . . .   | 4,00,391             | 6,07,867             | 4,04,673             | 3,07,193             | 4,84,304              |
| Hawaii . . . . .   | 29,39,928            | 24,09,703            | 23,48,063            | 27,22,397            | 20,13,863             |
| Other Islands in the Pacific . . . . .                                   | 11,703               | 3,850                | 12,068               | 1,10,244             | 9,516                 |
| <b>TOTAL AUSTRALIA AND OCEANIA</b>                                       | <b>3,66,76,134</b>   | <b>4,61,56,243</b>   | <b>3,81,84,716</b>   | <b>3,53,39,363</b>   | <b>3,54,88,132</b>    |
| <b>GRAND TOTAL</b>   | <b>155,88,86,094</b> | <b>132,27,20,964</b> | <b>147,25,17,520</b> | <b>151,66,97,497</b> | <b>1,60,52,18,244</b> |

(a) Separately shown from 1933-34. Prior to 1933-34 included in Aden and Dependencies.  
(b) Separately shown from 1933-34.

ABSTRACT TABLES  
TRADE WITH CONTINENTS  
RE-EXPORTS

( 20 )

No. 7

VALUE of the TOTAL RE-EXPORTS of PRIVATE MERCHANDISE to each COUNTRY (distinguishing Continents), in each Official Year from 1931-32 to 1935-1936.

| COUNTRIES   | 1931-32            | 1932-33            | 1933-34            | 1934-35            | 1935-36            |
|---|--------------------|--------------------|--------------------|--------------------|--------------------|
|   | £                  | £                  | £                  | £                  | £                  |
| <b>EUROPE—</b>  |                    |                    |                    |                    |                    |
| United Kingdom (including Channel Islands)              | 1,02,40,831        | 98,79,637          | 84,68,894          | 1,05,00,808        | 1,32,05,557        |
| Irish Free State (a)                                    | —                  | —                  | ..                 | 108                | 880                |
| U. S. S. R.   | 625                | 6,200              | 2,860              | 6,730              | ..                 |
| Finland   | 100                | ..                 | ..                 | 1,250              | ..                 |
| Estonia   | ..                 | ..                 | ..                 | ..                 | 150                |
| Sweden  | 55,451             | 1,10,630           | 39,407             | 27,816             | 30,239             |
| Norway  | 2,450              | 38,914             | 32,617             | 34,892             | 15,332             |
| Denmark   | 6,766              | 21,614             | 16,419             | 33,518             | 14,670             |
| Poland (including Danzig)                               | ..                 | ..                 | 5                  | 258                | 970                |
| Germany   | 7,61,836           | 6,72,383           | 8,69,944           | 9,98,297           | 8,29,159           |
| Netherlands   | 3,44,329           | 3,20,203           | 2,45,388           | 2,04,214           | 2,25,904           |
| Belgium   | 3,84,712           | 1,96,915           | 2,38,085           | 1,84,678           | 1,69,905           |
| France  | 8,10,224           | 5,24,038           | 6,18,882           | 6,88,624           | 4,80,046           |
| Spain   | 18,674             | 7,105              | 7,794              | 19,735             | 5,395              |
| Gibraltar   | 5,622              | 16,367             | 6,413              | 7,549              | 9,860              |
| Portugal (including Azores and Madeira)                 | 623                | 3,960              | 444                | 13,780             | 732                |
| Malta and Gozo  | 4,540              | 4,974              | ..                 | 10,380             | 1,148              |
| Switzerland   | 40,498             | 62,002             | 25,674             | 32,332             | 17,476             |
| Italy (including Fiume)                                 | 9,63,575           | 7,66,277           | 7,56,655           | 3,29,052           | 2,10,870           |
| Austria   | 27,675             | 430                | 17,005             | 2,350              | 2,656              |
| Hungary   | ..                 | 75                 | ..                 | ..                 | ..                 |
| Czechoslovakia  | 2,041              | 3,009              | 1,500              | 2,035              | 150                |
| Yugo-Slavia (Kingdom of the Serbs, Croats and Slovenes) | ..                 | ..                 | ..                 | ..                 | 10,920             |
| Albania   | ..                 | ..                 | ..                 | 1,768              | ..                 |
| Bulgaria  | 600                | ..                 | ..                 | ..                 | ..                 |
| Roumania  | 7,100              | 175                | 3                  | 21,705             | 18,415             |
| Greece (including Crete)                                | 44,032             | 32,798             | 48,231             | 37,548             | 36,231             |
| Turkey, European  | 2,10,203           | 1,62,726           | 2,28,950           | 1,13,850           | 70,530             |
| Asiatic   | 1,000              | 11,859             | 1,307              | 34,630             | 125                |
| <b>TOTAL EUROPE</b>                                     | <b>2,39,39,297</b> | <b>1,28,27,141</b> | <b>1,16,24,627</b> | <b>1,83,98,062</b> | <b>1,68,57,400</b> |
| <b>ASIA—</b>  |                    |                    |                    |                    |                    |
| Cyprus  | 962                | ..                 | ..                 | ..                 | 14,362             |
| Syria   | 99,457             | 60,800             | 73,641             | 2,28,809           | 2,96,579           |
| Palestine   | 68,669             | 52,500             | 43,781             | 36,832             | 49,516             |
| Aden and Dependencies                                   | 5,41,828           | 6,18,947           | 8,34,448           | 10,10,441          | 12,16,252          |
| Iraq  | 39,51,586          | 26,52,862          | 26,01,249          | 29,79,670          | 15,94,534          |
| Muscat Territory and Trucial Oman                       | 11,31,979          | 10,15,161          | 15,80,711          | 10,48,317          | 12,14,535          |
| Other Native States in Arabia                           | 4,93,507           | 5,04,398           | 5,33,207           | 6,92,943           | 8,17,062           |
| Bahrain Islands   | 12,95,265          | 17,28,379          | 6,92,325           | 10,36,600          | 7,45,358           |
| Iran  | 24,09,769          | 27,61,733          | 27,94,344          | 12,14,444          | 13,48,331          |
| Hanjam Island   | 42,412             | 20,344             | 12,620             | 8,537              | 1,734              |
| Afghanistan   | 31,777             | 23,070             | 2,140              | ..                 | ..                 |
| Ceylon (excluding Maldives)                             | 32,23,301          | 29,47,604          | 32,89,720          | 47,26,373          | 33,68,761          |
| Maldives  | 17,861             | 3,794              | 6,573              | 47,853             | 32,540             |
| Straits Settlements                                     | 9,00,006           | 7,09,056           | 7,42,589           | 3,76,323           | 10,63,422          |
| Federated Malay States                                  | 32,054             | 18,602             | 12,771             | 13,609             | 10,839             |
| Sumatra   | 42,602             | 7,956              | 2,400              | 2,852              | 2,268              |
| Java  | 3,66,113           | 3,11,203           | 1,71,651           | 1,40,740           | 1,23,789           |
| Borneo (British and Dutch)                              | 987                | 5                  | 80                 | 498                | 27,500             |
| Celebes and other Islands                               | ..                 | 1,800              | 256                | ..                 | 1,523              |
| Siam  | 76,060             | 47,279             | 48,178             | 60,185             | 76,043             |
| French Indo-China                                       | 3,102              | 17,914             | 3,122              | 14,346             | 6,086              |
| Philippines   | 20,713             | 25,293             | 4,253              | 7,604              | 11,691             |
| Japan   | 8,66,114           | 10,18,185          | 16,59,451          | 22,19,243          | 18,70,721          |
| Formosa   | ..                 | ..                 | ..                 | ..                 | 1,037              |
| Hongkong  | 3,21,119           | 4,30,460           | 3,95,066           | 2,77,855           | 3,36,552           |
| China (exclusive of Hongkong and Macao)                 | 2,69,057           | 1,62,741           | 89,238             | 1,60,747           | 56,927             |
| <b>TOTAL ASIA</b>                                       | <b>1,63,52,290</b> | <b>1,46,09,583</b> | <b>1,55,99,978</b> | <b>1,59,06,319</b> | <b>1,42,86,512</b> |

(a) Separately shown from 1933-34. Prior to 1933-34 included in the United Kingdom.

ABSTRACT TABLES  
TRADE WITH CONTINENTS  
RE-EXPORTS

No. 7—continued

VALUE of the TOTAL RE-EXPORTS of PRIVATE MERCHANDISE to each COUNTRY (distinguishing Continents), in each Official Year from 1931-32 to 1935-36—continued

| COUNTRIES  | 1931-32            | 1932-33            | 1933-34            | 1934-35            | 1935-36            |
|--|--------------------|--------------------|--------------------|--------------------|--------------------|
| <b>AFRICA—</b>   |                    |                    |                    |                    |                    |
| Egypt . . . . .  | 4,24,482           | 2,76,095           | 5,34,280           | 8,64,714           | 3,56,697           |
| Tripoli (Libya) . . . . .  | 2,250              | ..                 | 2,600              | ..                 | ..                 |
| Tunisia . . . . .  | 150                | 6,400              | 2,600              | 3,065              | 6,290              |
| Morocco . . . . .  | ..                 | ..                 | 100                | 1,828              | 3,750              |
| Canary Islands . . . . .   | ..                 | ..                 | 175                | 8,019              | 32,143             |
| West Africa . . . . .  | 440                | 5,360              | 8,730              | 3,379              | 9,207              |
| Union of South Africa . . . . .  | 2,31,833           | 1,83,749           | 1,33,015           | 1,68,609           | 1,91,611           |
| Protectorate of South West Africa . . . . .                              | ..                 | ..                 | 50                 | 25                 | ..                 |
| Portuguese East Africa . . . . .   | 2,47,548           | 3,13,668           | 2,33,062           | 2,30,367           | 2,91,771           |
| Madagascar and Kerguelon . . . . .                                       | 750                | 382                | 50                 | 475                | 563                |
| Réunion . . . . .  | 1,842              | 3,956              | 1,515              | 1,195              | 6,449              |
| Zanzibar and Pemba . . . . .   | 4,28,040           | 2,08,665           | 1,95,694           | 2,63,263           | 2,65,537           |
| Kenya Colony . . . . .   | 6,30,636           | 6,89,062           | 10,08,785          | 11,79,318          | 8,25,034           |
| Tanganyika Territory . . . . .   | 2,58,106           | 1,87,162           | 1,62,079           | 2,53,694           | 3,08,238           |
| Uganda Protectorate . . . . .  | 42,891             | 21,976             | 11,793             | 38,125             | 16,836             |
| Italian East Africa (Somaland and Eritrea) . . . . .                     | 19,630             | 40,425             | 43,040             | 40,523             | 3,25,315           |
| Somaland (British and French) . . . . .                                  | 42,648             | 64,091             | 56,638             | 38,662             | 1,47,263           |
| Abyssinia . . . . .  | ..                 | 1,063              | 950                | 2,114              | 36                 |
| Anglo-Egyptian Sudan . . . . .   | 1,18,332           | 1,05,675           | 8,36,568           | 8,10,841           | 6,46,918           |
| Mauritius and Dependencies . . . . .                                     | 2,10,373           | 97,421             | 1,57,644           | 73,594             | 80,133             |
| Seychelles . . . . .   | 1,14,783           | 1,13,547           | 74,270             | 91,567             | 94,120             |
| Socotra* . . . . .   | —                  | —                  | 1,755              | 995                | 3,030              |
| <b>TOTAL AFRICA</b>  | <b>27,72,609</b>   | <b>23,19,477</b>   | <b>34,65,423</b>   | <b>35,73,274</b>   | <b>36,11,993</b>   |
| <b>AMERICA—</b>  |                    |                    |                    |                    |                    |
| Canada . . . . .   | 25,087             | 22,215             | 31,107             | 42,713             | 29,333             |
| United States of America . . . . .                                       | 42,94,473          | 22,41,482          | 33,33,271          | 24,95,758          | 42,48,868          |
| Bermuda . . . . .  | ..                 | ..                 | ..                 | 291                | ..                 |
| Haiti and St. Domingo . . . . .  | 3,063              | 1,791              | ..                 | 710                | ..                 |
| West Indies . . . . .  | 488                | 10,539             | 350                | 1,259              | 1,344              |
| Mexico . . . . .   | ..                 | ..                 | 5,791              | ..                 | ..                 |
| Nicaragua . . . . .  | ..                 | 73                 | ..                 | ..                 | ..                 |
| Colombia . . . . .   | 600                | ..                 | ..                 | ..                 | ..                 |
| Panama (including Panama Canal Zone) . . . . .                           | ..                 | ..                 | 10                 | 3,000              | 3,130              |
| Dutch Guiana . . . . .   | 80                 | ..                 | ..                 | 30                 | ..                 |
| British Guiana . . . . .   | 520                | 600                | ..                 | ..                 | 50                 |
| Brazil . . . . .   | ..                 | ..                 | 4,959              | ..                 | 405                |
| Uruguay . . . . .  | 953                | ..                 | ..                 | ..                 | ..                 |
| Argentine Republic (including the Atlantic Coast of Patagonia) . . . . . | ..                 | 450                | 46,725             | 2,300              | 400                |
| Chile (including the Pacific Coast of Patagonia) . . . . .               | ..                 | ..                 | 1,731              | ..                 | ..                 |
| Bouador . . . . .  | ..                 | ..                 | ..                 | ..                 | 179                |
| <b>TOTAL AMERICA</b>   | <b>43,25,294</b>   | <b>22,77,150</b>   | <b>34,23,354</b>   | <b>24,97,061</b>   | <b>42,83,749</b>   |
| <b>AUSTRALIA AND OCEANIA—</b>  |                    |                    |                    |                    |                    |
| Commonwealth of Australia . . . . .                                      | 1,66,184           | 1,27,233           | 22,403             | 63,515             | 67,551             |
| Territory of Papua . . . . .   | ..                 | ..                 | ..                 | 500                | 936                |
| New Zealand . . . . .  | 20,237             | 13,595             | 16,920             | 14,626             | 18,435             |
| Fiji Islands . . . . .   | 14,349             | 19,202             | 7,364              | 9,859              | 27,885             |
| Hawaii . . . . .   | ..                 | ..                 | ..                 | 4,000              | ..                 |
| <b>TOTAL AUSTRALIA AND OCEANIA</b>                                       | <b>2,06,770</b>    | <b>1,60,095</b>    | <b>54,087</b>      | <b>92,000</b>      | <b>1,15,108</b>    |
| <b>GRAND TOTAL</b>   | <b>4,65,86,260</b> | <b>3,31,93,446</b> | <b>3,41,73,509</b> | <b>3,54,66,716</b> | <b>3,76,54,762</b> |

\*Separately recorded from 1933-34. Prior to 1933-34 included in Aden and Dependencies.

ABSTRACT TABLES  
IMPORTS and EXPORTS  
(SHARE OF EACH PROVINCE)

( 22 )

No. 8

VALUE of the TOTAL IMPORTS and EXPORTS of MERCHANDISE and TREASURE, exclusive of GOVERNMENT STORES and TREASURE, into and from each PROVINCE of BRITISH INDIA, in each Official Year from 1931-32 to 1935-36.

| PROVINCES                                  | IMPORTS              |                      |                      |                      |                      | EXPORTS OF INDIAN AND FOREIGN MERCHANDISE |                      |                      |                      |                      |
|--|----------------------|----------------------|----------------------|----------------------|----------------------|---|----------------------|----------------------|----------------------|----------------------|
|  | 1931-32              | 1932-33              | 1933-34              | 1934-35              | 1935-36              | 1931-32                                   | 1932-33              | 1933-34              | 1934-35              | 1935-36              |
|  | R                    | R                    | R                    | R                    | R                    | R   | R                    | R                    | R                    | R                    |
| <b>MERCHANDISE--</b>                       |                      |                      |                      |                      |                      |   |                      |                      |                      |                      |
| BENGAL . . . . .                           | 34,66,08,177         | 35,43,50,471         | 32,32,95,421         | 36,15,44,994         | 38,63,53,099         | 64,55,09,859                              | 56,05,47,431         | 63,69,25,642         | 62,72,27,928         | 66,39,47,466         |
| BIHAR AND ORISSA . . . . .                 | ..                   | ..                   | ..                   | ..                   | ..                   | 4,050                                     | ..                   | ..                   | ..                   | ..                   |
| BOMBAY . . . . .                           | 49,76,07,176         | 54,31,54,339         | 46,18,76,025         | 53,09,54,890         | 54,53,33,533         | 34,85,20,203                              | 25,14,20,357         | 30,50,16,319         | 33,40,13,333         | 33,11,76,493         |
| SIND . . . . .                             | 15,85,93,136         | 16,26,36,975         | 12,96,47,462         | 15,24,73,187         | 14,62,25,407         | 12,44,68,273                              | 11,30,00,284         | 14,22,59,762         | 16,41,88,829         | 17,80,72,572         |
| MADRAS . . . . .                           | 15,58,55,383         | 15,86,69,604         | 14,31,00,305         | 17,35,12,513         | 15,71,10,641         | 26,25,08,584                              | 23,77,64,975         | 24,81,33,150         | 25,25,61,886         | 26,91,27,377         |
| BURMA . . . . .                            | 10,50,45,123         | 10,70,81,786         | 8,56,51,931          | 9,83,79,069          | 10,87,08,850         | 22,93,62,335                              | 19,21,81,363         | 17,43,45,516         | 17,41,62,187         | 20,05,49,098         |
| <b>TOTAL</b>                               | <b>126,37,14,115</b> | <b>132,58,43,175</b> | <b>115,35,70,144</b> | <b>132,28,64,653</b> | <b>134,37,31,530</b> | <b>160,54,72,354</b>                      | <b>135,49,14,410</b> | <b>150,66,80,339</b> | <b>155,21,54,213</b> | <b>164,28,73,006</b> |
| <b>TREASURE--</b>                          |                      |                      |                      |                      |                      |   |                      |                      |                      |                      |
| BENGAL . . . . .                           | 1,22,75,632          | 26,61,723            | 9,45,237             | 13,07,16             | 20,39,571            | 18,36,243                                 | 1,33,18,835          | 33,61,638            | 1,85,50,737          | 5,77,109             |
| BOMBAY . . . . .                           | 4,43,50,799          | 1,91,04,670          | 1,01,30,351          | 4,43,77,330          | 4,75,1,620           | 61,21,26,871                              | 60,68,16,368         | 53,72,31,386         | 53,52,43,774         | 40,56,43,942         |
| SIND . . . . .                             | 13,79,775            | 24,82,172            | 34,45,895            | 17,68,825            | 7,85,859             | 44,33,871                                 | 69,04,770            | 12,83,600            | 10,14,982            | 3,02,965             |
| MADRAS . . . . .                           | 1,39,78,408          | 53,11,351            | 50,00,987            | 39,55,880            | 37,45,414            | 56,81,107                                 | 4,37,41,748          | 3,82,40,236          | 1,45,91,852          | 37,52,996            |
| BURMA . . . . .                            | 6,66,406             | 3,45,430             | 35,809               | 6,216                | 3,626                | 47,81,131                                 | 78,10,367            | 67,31,543            | 78,55,855            | 79,36,197            |
| <b>TOTAL</b>                               | <b>7,25,90,070</b>   | <b>2,99,05,340</b>   | <b>1,95,57,779</b>   | <b>5,19,15,748</b>   | <b>5,45,36,090</b>   | <b>62,00,64,223</b>                       | <b>67,91,92,133</b>  | <b>59,18,93,453</b>  | <b>57,72,62,200</b>  | <b>41,82,63,209</b>  |
| <b>TOTAL OF MERCHANDISE AND TREASURE--</b> |                      |                      |                      |                      |                      |   |                      |                      |                      |                      |
| BENGAL . . . . .                           | 35,88,83,859         | 35,70,12,194         | 32,92,40,658         | 36,28,52,491         | 38,83,92,670         | 64,74,86,102                              | 57,44,66,316         | 64,52,87,280         | 64,57,73,665         | 66,45,24,575         |
| BIHAR AND ORISSA . . . . .                 | ..                   | ..                   | ..                   | ..                   | ..                   | 4,050                                     | ..                   | ..                   | ..                   | ..                   |
| BOMBAY . . . . .                           | 54,19,57,975         | 56,22,59,009         | 47,20,05,376         | 53,18,32,220         | 59,32,95,153         | 95,56,56,074                              | 85,82,36,720         | 84,22,97,705         | 86,92,62,157         | 73,68,20,435         |
| SIND . . . . .                             | 15,99,77,961         | 16,51,19,147         | 13,30,93,357         | 15,42,42,012         | 14,70,11,266         | 12,89,07,144                              | 11,99,05,054         | 14,35,43,362         | 16,52,03,811         | 17,83,75,537         |
| MADRAS . . . . .                           | 16,98,33,791         | 16,39,80,955         | 15,31,01,292         | 17,71,63,393         | 16,08,56,055         | 23,33,39,691                              | 23,15,06,723         | 23,63,73,436         | 26,71,53,738         | 27,28,80,373         |
| BURMA . . . . .                            | 10,56,50,599         | 10,73,77,216         | 8,56,87,240          | 9,83,85,285          | 10,87,12,476         | 23,41,43,516                              | 19,99,91,730         | 18,10,77,019         | 18,20,18,042         | 20,85,35,295         |
| <b>TOTAL</b>                               | <b>133,63,04,125</b> | <b>135,57,48,521</b> | <b>117,31,27,923</b> | <b>137,47,80,401</b> | <b>139,82,67,620</b> | <b>223,45,36,577</b>                      | <b>203,41,06,543</b> | <b>209,35,78,842</b> | <b>212,94,16,413</b> | <b>206,11,36,215</b> |

VALUE of the TOTAL IMPORTS and EXPORTS of GOVERNMENT STORES and TREASURE, into and from each PROVINCE of BRITISH INDIA, in each Official Year from 1931-32 to 1935-36.

| PROVINCES                            | IMPORTS     |             |             |             |             | EXPORTS OF INDIAN AND FOREIGN MERCHANDISE |             |             |             |             |
|--------------------------------------|-------------|-------------|-------------|-------------|-------------|---|-------------|-------------|-------------|-------------|
|                                      | 1931-32     | 1932-33     | 1933-34     | 1934-35     | 1935-36     | 1931-32                                   | 1932-33     | 1933-34     | 1934-35     | 1935-36     |
|                                      | ₹           | ₹           | ₹           | ₹           | ₹           | ₹   | ₹           | ₹           | ₹           | ₹           |
| <b>GOVERNMENT STORES—</b>            |             |             |             |             |             |   |             |             |             |             |
| BENGAL . . . . .                     | 82,89,821   | 40,00,688   | 45,76,925   | 46,08,694   | 70,06,226   | 58,89,808                                 | 33,21,029   | 43,44,049   | 23,21,868   | 17,99,265   |
| BOMBAY . . . . .                     | 60,95,190   | 39,72,564   | 45,00,936   | 59,17,140   | 54,18,188   | 3,59,471                                  | 2,55,868    | 4,61,612    | 2,62,149    | 6,31,840    |
| BIRD . . . . .                       | 2,18,90,587 | 1,36,26,498 | 78,91,495   | 1,01,65,056 | 93,17,229   | 2,15,677                                  | 1,64,044    | 1,37,419    | 1,59,705    | 4,30,716    |
| MADRAS . . . . .                     | 38,84,633   | 15,03,599   | 13,58,050   | 12,40,758   | 12,17,714   | 24,747                                    | 40,406      | 17,083      | 31,991      | 17,239      |
| BURMA . . . . .                      | 26,54,157   | 12,29,540   | 11,47,872   | 10,33,757   | 10,49,228   | 60,778                                    | 1,37,432    | 78,757      | 41,723      | 1,97,168    |
| TOTAL . . . . .                      | 4,27,14,891 | 2,43,32,879 | 1,94,75,278 | 2,29,60,405 | 2,40,08,535 | 65,49,971                                 | 44,19,609   | 50,34,820   | 28,17,481   | 30,76,238   |
| <b>TREASURE—</b>                     |             |             |             |             |             |   |             |             |             |             |
| BENGAL . . . . .                     | ..          | ..          | ..          | ..          | ..          | 1,51,95,810                               | 1,41,29,193 | 1,89,78,393 | 1,65,73,759 | 19,14,256   |
| BOMBAY . . . . .                     | 90,755      | 7,842       | 57,436      | 1,417       | 1,99,62,479 | 1,50,25,232                               | 1,32,64,202 | 4,47,87,062 | 4,12,10,180 | 3,65,10,633 |
| TOTAL . . . . .                      | 90,755      | 7,842       | 57,436      | 1,417       | 1,99,62,479 | 3,02,21,042                               | 2,74,23,395 | 6,37,65,455 | 5,77,83,939 | 3,84,24,889 |
| <b>TOTAL OF STORES AND TREASURE—</b> |             |             |             |             |             |   |             |             |             |             |
| BENGAL . . . . .                     | 82,89,821   | 40,00,688   | 45,76,925   | 46,08,694   | 70,06,226   | 3,10,85,113                               | 1,70,51,122 | 2,33,23,342 | 1,88,95,622 | 37,13,521   |
| BOMBAY . . . . .                     | 61,85,945   | 39,80,406   | 45,58,372   | 59,18,557   | 2,53,70,617 | 1,53,84,703                               | 1,35,50,090 | 4,52,48,674 | 4,14,72,329 | 3,71,42,522 |
| BIRD . . . . .                       | 2,18,90,587 | 1,36,26,498 | 78,91,495   | 1,01,65,056 | 93,17,229   | 2,15,677                                  | 1,64,044    | 1,37,419    | 1,59,705    | 4,30,716    |
| MADRAS . . . . .                     | 38,84,636   | 15,03,599   | 13,58,050   | 12,40,758   | 12,17,714   | 24,747                                    | 40,406      | 17,083      | 31,991      | 17,239      |
| BURMA . . . . .                      | 26,54,157   | 12,29,540   | 11,47,872   | 10,33,757   | 10,49,228   | 60,778                                    | 1,37,432    | 78,757      | 41,723      | 1,97,168    |
| TOTAL . . . . .                      | 4,28,05,146 | 2,43,40,721 | 1,95,32,714 | 2,29,61,322 | 4,39,61,014 | 3,67,71,013                               | 3,18,43,094 | 6,88,00,275 | 6,06,01,370 | 4,15,01,166 |



ABSTRACT TABLES  
TRADE OF EACH PROVINCE  
WITH EACH COUNTRY

( 24 )

No. 10

VALUE of the TOTAL TRADE (IMPORTS, EXPORTS and RE-EXPORTS) in PRIVATE MERCHANLISE  
only of each PROVINCE with each COUNTRY, in each Official Year from 1931-32 to 1935-36.

| COUNTRIES   | BENGAL       |              |              |              |              | BIHAR AND ORISSA |         |         |         |         |
|---|--------------|--------------|--------------|--------------|--------------|------------------|---------|---------|---------|---------|
|   | 1931-32      | 1932-33      | 1933-34      | 1934-35      | 1935-36      | 1931-32          | 1932-33 | 1933-34 | 1934-35 | 1935-36 |
| EUROPE—   |              |              |              |              |              |                  |         |         |         |         |
| United Kingdom (including Channel Islands)              | 34,87,79,911 | 32,35,50,420 | 39,09,05,770 | 41,00,59,067 | 41,11,11,692 | ..               | ..      | ..      | ..      | ..      |
| Irish Free States*                                      | —            | —            | 15,46,105    | 15,02,257    | 25,52,129    | ..               | ..      | ..      | ..      | ..      |
| U. S. S. R.   | 1,54,53,781  | 95,06,048    | 61,41,039    | 49,51,780    | 67,23,685    | ..               | ..      | ..      | ..      | ..      |
| Finland   | 8,25,438     | 7,34,914     | 8,08,952     | 12,86,447    | 11,74,039    | ..               | ..      | ..      | ..      | ..      |
| E Latvia  | 10,864       | 24,204       | 16,941       | 20,041       | 47,639       | ..               | ..      | ..      | ..      | ..      |
| Lithuania   | 54,806       | ..           | 23,309       | 2,250        | 31,605       | ..               | ..      | ..      | ..      | ..      |
| Estonia   | 7,44,334     | 5,27,323     | 8,82,520     | 8,72,370     | 12,42,794    | ..               | ..      | ..      | ..      | ..      |
| Sweden  | 39,14,538    | 43,02,453    | 47,99,091    | 50,81,497    | 58,63,198    | ..               | ..      | ..      | ..      | ..      |
| Norway  | 47,44,701    | 37,92,102    | 40,93,911    | 38,02,748    | 47,44,593    | ..               | ..      | ..      | ..      | ..      |
| Denmark   | 6,17,723     | 4,34,765     | 3,91,638     | 5,32,500     | 10,04,547    | ..               | ..      | ..      | ..      | ..      |
| Poland (including Danzig)                               | 3,19,928     | 3,31,342     | 5,70,899     | 10,71,994    | 18,56,717    | ..               | ..      | ..      | ..      | ..      |
| Germany   | 5,68,07,250  | 5,46,53,249  | 5,01,50,665  | 5,04,60,238  | 6,03,98,801  | ..               | ..      | ..      | ..      | ..      |
| Netherlands   | 1,01,09,794  | 1,10,13,272  | 1,30,43,519  | 95,37,233    | 1,13,54,603  | ..               | ..      | ..      | ..      | ..      |
| Belgium   | 2,22,83,927  | 2,27,00,038  | 2,26,25,372  | 1,92,60,059  | 2,32,41,941  | ..               | ..      | ..      | ..      | ..      |
| Luxemburg   | 4,19,717     | 4,78,585     | 4,75,780     | 4,39,890     | 99,795       | ..               | ..      | ..      | ..      | ..      |
| France  | 2,04,23,963  | 2,15,65,713  | 2,16,14,272  | 1,77,69,933  | 2,06,38,034  | ..               | ..      | ..      | ..      | ..      |
| Spain   | 74,37,877    | 81,15,643    | 60,83,923    | 69,53,561    | 99,10,000    | ..               | ..      | ..      | ..      | ..      |
| Gibraltar   | 1,376        | 1,132        | ..           | 4,530        | 2,341        | ..               | ..      | ..      | ..      | ..      |
| Portugal (including Azores and Madeira)                 | 6,83,858     | 6,09,364     | 3,74,142     | 9,46,559     | 8,60,208     | ..               | ..      | ..      | ..      | ..      |
| Switzerland   | 18,51,258    | 6,20,963     | 6,50,801     | 11,11,055    | 19,24,179    | ..               | ..      | ..      | ..      | ..      |
| Italy (including Fiume)                                 | 1,90,99,695  | 1,79,89,432  | 1,99,12,857  | 2,52,51,898  | 1,02,05,312  | ..               | ..      | ..      | ..      | ..      |
| Austria   | 17,33,511    | 12,64,319    | 11,27,515    | 11,61,266    | 16,41,371    | ..               | ..      | ..      | ..      | ..      |
| Hungary   | 26,003       | 6,254        | 16,913       | 2,24,931     | 5,79,291     | ..               | ..      | ..      | ..      | ..      |
| Czechoslovakia  | 11,22,744    | 13,43,505    | 23,24,527    | 24,02,893    | 22,99,773    | ..               | ..      | ..      | ..      | ..      |
| Yugo-Slavia (Kingdom of the Serbs, Croats and Slovenes) | 33,167       | 1,54,158     | 29,465       | 71,225       | 1,11,298     | ..               | ..      | ..      | ..      | ..      |
| Bulgaria  | 4,03,138     | 1,68,503     | 1,37,043     | 2,24,012     | 2,30,965     | ..               | ..      | ..      | ..      | ..      |
| Roumania  | 1,69,899     | -3,09,594    | 21,67,620    | 4,00,448     | 4,34,459     | ..               | ..      | ..      | ..      | ..      |
| Greece (including Crete)                                | 28,66,290    | 19,61,124    | 24,04,790    | 24,81,339    | 23,07,065    | ..               | ..      | ..      | ..      | ..      |
| Turkey, European  | 11,87,375    | 14,92,337    | 16,35,100    | 12,75,516    | 9,87,133     | ..               | ..      | ..      | ..      | ..      |
| Turkey, Asiatic   | 8,44,910     | 16,08,301    | 15,01,136    | 9,17,339     | 3,88,176     | ..               | ..      | ..      | ..      | ..      |
| Other countries   | 20,654       | ..           | 3,343        | 2,099        | 10,191       | ..               | ..      | ..      | ..      | ..      |
| TOTAL   | 52,85,39,226 | 48,92,50,272 | 56,43,80,542 | 57,00,82,375 | 59,03,32,691 | ..               | ..      | ..      | ..      | ..      |
| ASIA—   |              |              |              |              |              |                  |         |         |         |         |
| Cyprus  | 60,951       | 41,193       | 40,276       | 74,963       | 98,308       | ..               | ..      | ..      | ..      | ..      |
| Syria   | 2,51,818     | 2,31,106     | 1,46,280     | 1,69,813     | 1,96,733     | ..               | ..      | ..      | ..      | ..      |
| Palestine   | 3,71,733     | 1,75,727     | 1,43,800     | 2,11,444     | 2,15,694     | ..               | ..      | ..      | ..      | ..      |
| Aden and Dependencies                                   | 57,29,429    | 46,24,921    | 41,89,988    | 42,51,072    | 46,47,724    | ..               | ..      | ..      | ..      | ..      |
| Arabia  | 18,03,931    | 22,39,942    | 14,76,995    | 19,37,983    | 18,44,002    | ..               | ..      | ..      | ..      | ..      |
| Iraq  | 9,58,357     | 5,60,180     | 6,24,368     | 6,80,954     | 12,59,585    | ..               | ..      | ..      | ..      | ..      |
| Bahrein Islands   | 9,63,480     | 11,59,380    | 4,08,079     | 4,13,499     | 6,79,355     | ..               | ..      | ..      | ..      | ..      |
| Iran  | 15,84,975    | 15,39,525    | 10,06,178    | 8,71,541     | 19,20,454    | ..               | ..      | ..      | ..      | ..      |
| Ceylon (excluding Maldives)                             | 1,78,98,194  | 1,63,51,731  | 1,17,35,712  | 1,06,35,800  | 90,82,332    | 4,059            | ..      | ..      | ..      | ..      |
| Maldives  | 1,03,879     | 1,05,912     | 1,19,532     | 1,46,599     | 76,593       | ..               | ..      | ..      | ..      | ..      |
| Straits Settlements                                     | 2,27,43,435  | 1,91,40,185  | 1,95,03,578  | 2,05,93,755  | 2,45,70,164  | ..               | ..      | ..      | ..      | ..      |
| Federated Malay States                                  | 5,30,248     | 3,89,465     | 3,82,034     | 5,39,430     | 5,54,204     | ..               | ..      | ..      | ..      | ..      |
| Sumatra   | 14,97,217    | 5,61,397     | 5,00,504     | 23,99,033    | 10,73,851    | ..               | ..      | ..      | ..      | ..      |
| Java  | 3,63,10,125  | 1,84,26,468  | 91,60,492    | 76,13,972    | 66,98,430    | ..               | ..      | ..      | ..      | ..      |
| Borneo (British and Dutch)                              | 46,99,368    | 33,98,392    | 21,42,094    | 9,96,944     | 18,10,013    | ..               | ..      | ..      | ..      | ..      |
| Celebes and other Islands                               | 3,16,995     | 3,39,838     | 6,62,220     | 6,03,352     | 6,85,903     | ..               | ..      | ..      | ..      | ..      |
| Malacca   | 56,37,658    | 35,84,296    | 32,62,869    | 1,11,24,263  | 33,48,017    | ..               | ..      | ..      | ..      | ..      |
| French Indo-China                                       | 68,07,599    | 34,40,125    | 41,82,338    | 42,54,153    | 48,04,789    | ..               | ..      | ..      | ..      | ..      |
| Philippines   | 42,30,265    | 49,73,788    | 43,87,870    | 30,81,766    | 37,73,024    | ..               | ..      | ..      | ..      | ..      |
| Japan   | 5,90,50,564  | 7,18,49,751  | 5,82,96,710  | 7,23,16,983  | 8,40,03,777  | ..               | ..      | ..      | ..      | ..      |
| Formosa   | 11,50,679    | 7,96,111     | 3,95,858     | 3,19,636     | 5,34,747     | ..               | ..      | ..      | ..      | ..      |
| Hongkong  | 1,25,10,738  | 1,15,94,850  | 73,82,558    | 48,02,115    | 40,55,445    | ..               | ..      | ..      | ..      | ..      |
| China (exclusive of Hongkong and Ma-Ao)                 | 1,21,76,734  | 93,73,939    | 75,18,212    | 77,78,927    | 82,45,138    | ..               | ..      | ..      | ..      | ..      |
| Other countries   | ..           | ..           | 2,489        | 731          | ..           | ..               | ..      | ..      | ..      | ..      |
| TOTAL   | 18,06,04,820 | 17,48,98,239 | 14,28,08,265 | 15,63,23,487 | 16,92,93,837 | 4,059            | ..      | ..      | ..      | ..      |

\* Separately shown from 1933-34. Prior to 1933-34 included in the United Kingdom.





ABSTRACT TABLES  
TRADE OF EACH PROVINCE  
WITH EACH COUNTRY

No. 10—continued

VALUE of the TOTAL TRADE (IMPORTS, EXPORTS and RE-EXPORTS) in PRIVATE MERCHANDISE  
only of each PROVINCE with each COUNTRY, in each Official Year from 1931-32 to 1935-36—continued

| COUNTRIES  | BENGAL              |                     |                     |                     |                       | BIHAR AND ORISSA |         |         |         |         |
|--|---------------------|---------------------|---------------------|---------------------|-----------------------|------------------|---------|---------|---------|---------|
|  | 1931-32             | 1932-33             | 1933-34             | 1934-35             | 1935-36               | 1931-32          | 1932-33 | 1933-34 | 1934-35 | 1935-36 |
|  | R                   | R                   | R                   | R                   | R                     | R                | R       | R       | R       | R       |
| <b>AFRICA AND ADJACENT ISLANDS—</b>  |                     |                     |                     |                     |                       |                  |         |         |         |         |
| Egypt . . . . .  | 1,18,63,901         | 75,88,859           | 90,49,650           | 97,84,451           | 1,13,08,588           | ..               | ..      | ..      | ..      | ..      |
| Other countries in North Africa  | 1,62,099            | 1,71,527            | 1,93,360            | 2,07,382            | 2,40,903              | ..               | ..      | ..      | ..      | ..      |
| West Africa . . . . .  | 16,07,148           | 21,65,202           | 29,12,993           | 40,77,515           | 59,90,900             | ..               | ..      | ..      | ..      | ..      |
| Union of South Africa . . . . .  | 1,07,56,413         | 97,30,512           | 86,00,460           | 1,09,10,905         | 1,22,70,792           | ..               | ..      | ..      | ..      | ..      |
| Portuguese East Africa . . . . .   | 50,88,017           | 51,77,723           | 35,22,670           | 42,17,235           | 40,80,042             | ..               | ..      | ..      | ..      | ..      |
| Madagascar and Kerguelon . . . . .   | 2,59,320            | 3,10,121            | 4,48,300            | 2,30,434            | 2,23,104              | ..               | ..      | ..      | ..      | ..      |
| Réunion . . . . .  | ..                  | ..                  | ..                  | 12,500              | 1,96,857              | ..               | ..      | ..      | ..      | ..      |
| Tanganyika Territory . . . . .   | 1,23,243            | 1,17,803            | 2,58,404            | 2,90,072            | 4,95,374              | ..               | ..      | ..      | ..      | ..      |
| Kenya Colony (including Zanzibar and Pemba) . . . . .  | 32,35,203           | 32,65,936           | 30,96,156           | 32,80,099           | 33,77,023             | ..               | ..      | ..      | ..      | ..      |
| Italian East Africa (Eritrea and Somaliland) . . . . .   | 9,81,598            | 12,64,605           | 3,95,582            | 4,66,617            | 5,22,157              | ..               | ..      | ..      | ..      | ..      |
| Somaliland Protectorate . . . . .  | 1,66,911            | 1,92,389            | 76,274              | 78,046              | 87,467                | ..               | ..      | ..      | ..      | ..      |
| East Africa (other ports) . . . . .  | 2,03,216            | 2,77,281            | 1,94,308            | 1,51,136            | 1,60,841              | ..               | ..      | ..      | ..      | ..      |
| Anglo-Egyptian Sudan . . . . .   | 7,59,250            | 9,36,068            | 12,46,794           | 14,84,709           | 18,16,639             | ..               | ..      | ..      | ..      | ..      |
| Mauritius and Dependencies (including Seychelles) . . . . .                                      | 58,22,508           | 36,75,298           | 42,16,384           | 52,49,245           | 36,49,165             | ..               | ..      | ..      | ..      | ..      |
| Other countries . . . . .  | ..                  | 167                 | 1,958               | ..                  | ..                    | ..               | ..      | ..      | ..      | ..      |
| <b>TOTAL</b>   | <b>4,07,86,423</b>  | <b>3,43,22,991</b>  | <b>3,42,12,693</b>  | <b>4,08,90,346</b>  | <b>4,43,40,858</b>    | ..               | ..      | ..      | ..      | ..      |
| <b>AMERICA—</b>  |                     |                     |                     |                     |                       |                  |         |         |         |         |
| Canada . . . . .   | 1,41,28,250         | 1,60,10,623         | 1,87,38,643         | 1,72,39,325         | 1,75,75,628           | ..               | ..      | ..      | ..      | ..      |
| United States of America . . . . .   | 14,55,29,811        | 10,56,21,813        | 12,32,32,780        | 13,09,62,660        | 14,36,92,703          | ..               | ..      | ..      | ..      | ..      |
| Mexico . . . . .   | 1,18,701            | 4,12,016            | 1,61,719            | 2,26,778            | 5,22,590              | ..               | ..      | ..      | ..      | ..      |
| West Indies . . . . .  | 97,09,034           | 84,75,763           | 76,28,045           | 95,35,315           | 1,00,74,600           | ..               | ..      | ..      | ..      | ..      |
| North America . . . . .  | ..                  | ..                  | ..                  | 161                 | ..                    | ..               | ..      | ..      | ..      | ..      |
| Central America . . . . .  | 2,32,476            | 2,01,275            | 2,16,122            | 1,98,163            | 1,62,973              | ..               | ..      | ..      | ..      | ..      |
| South America . . . . .  | 2,34,94,707         | 3,66,08,772         | 3,29,17,835         | 3,68,06,321         | 3,00,50,625           | ..               | ..      | ..      | ..      | ..      |
| <b>TOTAL</b>   | <b>19,32,08,093</b> | <b>16,73,36,262</b> | <b>18,28,95,144</b> | <b>18,50,18,708</b> | <b>20,20,79,119</b>   | ..               | ..      | ..      | ..      | ..      |
| <b>AUSTRALIA AND OCEANIA—</b>  |                     |                     |                     |                     |                       |                  |         |         |         |         |
| Commonwealth of Australia (including New Zealand, Fiji Islands and Territory of Papua) . . . . . | 4,10,67,799         | 4,61,78,165         | 3,86,17,915         | 3,41,49,884         | 3,62,17,804           | ..               | ..      | ..      | ..      | ..      |
| Oceania . . . . .  | 29,44,891           | 24,07,913           | 23,56,631           | 28,04,500           | 20,17,399             | ..               | ..      | ..      | ..      | ..      |
| <b>TOTAL</b>   | <b>4,40,12,690</b>  | <b>4,85,86,078</b>  | <b>4,09,74,546</b>  | <b>3,69,54,384</b>  | <b>3,82,35,203</b>    | ..               | ..      | ..      | ..      | ..      |
| <b>GRAND TOTAL</b>   | <b>99,22,11,107</b> | <b>81,48,93,847</b> | <b>90,52,21,190</b> | <b>98,37,69,800</b> | <b>1,05,02,91,068</b> | <b>4,030</b>     | ..      | ..      | ..      | ..      |

ABSTRACT TABLES  
TRADE OF EACH PROVINCE  
WITH EACH COUNTRY

( 25 )

No. 10—continued

VALUE of the TOTAL TRADE (IMPORTS, EXPORTS and RE-EXPORTS) in PRIVATE MERCHANDISE  
only of each PROVINCE with each COUNTRY, in each Official Year from 1931-32 to 1935-36—continued

| COUNTRIES  | BOMBAY              |                     |                     |                     |                     | SIND                |                     |                     |                     |                     |
|--|---------------------|---------------------|---------------------|---------------------|---------------------|---------------------|---------------------|---------------------|---------------------|---------------------|
|  | 1931-32             | 1932-33             | 1933-34             | 1934-35             | 1935-36             | 1931-32             | 1932-33             | 1933-34             | 1934-35             | 1935-36             |
|  | ₹                   | ₹                   | ₹                   | ₹                   | ₹                   | ₹                   | ₹                   | ₹                   | ₹                   | ₹                   |
| <b>AFRICA AND ADJACENT ISLANDS—</b>                                |                     |                     |                     |                     |                     |                     |                     |                     |                     |                     |
| Egypt . . . . .  | 1,54,64,419         | 90,09,841           | 66,08,669           | 1,53,70,722         | 1,31,14,232         | 9,31,140            | 3,01,766            | 5,07,779            | 2,20,195            | 3,04,763            |
| Tripoli (Libya) . . . . .  | 46,757              | 35,572              | 32,214              | 23,510              | 400                 | ..                  | ..                  | ..                  | 6,018               | 7,213               |
| Tunis . . . . .  | 275                 | 2,008               | 6,987               | 7,226               | 7,144               | ..                  | ..                  | ..                  | 40                  | ..                  |
| Other countries in North Africa                                    | 20,818              | 48,746              | 51,235              | 1,87,693            | 1,41,994            | ..                  | ..                  | 182                 | 9,405               | 3,360               |
| West Africa . . . . .  | 1,971               | 8,357               | 10,238              | 2,05,936            | 16,16,693           | ..                  | 2,935               | ..                  | ..                  | 3,128               |
| Union of South Africa . . . . .                                    | 18,64,666           | 13,10,738           | 12,80,638           | 13,03,680           | 17,46,668           | 2,24,339            | 1,69,786            | 3,81,196            | 3,72,240            | 2,70,740            |
| Portuguese East Africa . . . . .                                   | 40,38,669           | 43,86,337           | 39,39,994           | 33,74,319           | 45,58,493           | 3,174               | 10,530              | 2,06,640            | 2,088               | 1,98,169            |
| Madagascar and Kerguelon   | 35,006              | 12,540              | 13,730              | 11,415              | 1,01,356            | ..                  | ..                  | 1,768               | 2,025               | ..                  |
| Réunion . . . . .  | 17,293              | 33,232              | 14,173              | 46,381              | 30,336              | ..                  | ..                  | ..                  | ..                  | ..                  |
| Zanzibar and Pemba . . . . .                                       | 53,00,935           | 41,59,050           | 38,18,492           | 33,71,646           | 27,50,133           | 19,604              | 10,277              | 8,039               | 12,649              | 18,915              |
| Kenya Colony . . . . .   | 3,66,03,531         | 2,09,33,217         | 2,34,02,281         | 3,09,60,660         | 3,47,37,328         | 1,25,295            | 40,966              | 26,364              | 25,447              | 32,946              |
| Uganda Protectorate . . . . .                                      | 1,67,127            | 1,03,546            | 1,12,019            | 2,00,523            | 1,39,808            | ..                  | ..                  | ..                  | ..                  | ..                  |
| Tanganyika Territory . . . . .                                     | 38,24,039           | 27,99,099           | 35,38,007           | 36,24,710           | 54,09,006           | 9,330               | 2,005               | 964                 | 10                  | 452                 |
| Mauritius and Dependencies (including Seychelles)                  | 16,20,462           | 18,70,118           | 10,90,756           | 16,06,274           | 21,90,746           | 3,89,911            | 3,16,353            | 94,400              | 1,91,836            | 1,92,381            |
| Italian East Africa (Eritrea and Somaliland)                       | 4,66,598            | 3,72,051            | 2,71,453            | 3,98,205            | 8,35,058            | 4,87,901            | 3,25,954            | 1,90,919            | 1,90,169            | 3,13,273            |
| Somaliland Protectorate . . . . .                                  | 68,839              | 85,925              | 14,658              | 23,441              | 19,451              | 48,182              | 17,662              | 13,268              | 1,845               | 3,193               |
| French Somaliland . . . . .  | 10,86,720           | 13,90,470           | 10,65,772           | 6,93,393            | 8,71,674            | 73,037              | 40,331              | 3,241               | 120                 | 8,752               |
| Anglo-Egyptian Sudan . . . . .                                     | 28,06,965           | 75,10,224           | 23,55,901           | 45,23,665           | 59,44,095           | 8,04,234            | 4,38,330            | 59,173              | 52,367              | 1,40,356            |
| Socotra * . . . . .  | —                   | —                   | 15,301              | 98,075              | 9,933               | —                   | —                   | ..                  | ..                  | ..                  |
| Other Countries . . . . .  | 6,087               | 1,854               | 1,131               | 8,697               | 7,500               | ..                  | ..                  | 182                 | 268                 | ..                  |
| <b>TOTAL</b>   | <b>7,28,47,537</b>  | <b>5,40,73,005</b>  | <b>4,77,62,551</b>  | <b>6,62,04,776</b>  | <b>7,37,39,248</b>  | <b>31,16,147</b>    | <b>17,66,945</b>    | <b>15,84,564</b>    | <b>10,87,312</b>    | <b>15,01,974</b>    |
| <b>AMERICA—</b>  |                     |                     |                     |                     |                     |                     |                     |                     |                     |                     |
| Canada . . . . .   | 16,20,008           | 14,19,158           | 34,71,137           | 49,31,655           | 51,78,658           | 9,39,942            | 6,67,655            | 7,80,258            | 9,22,245            | 6,74,020            |
| United States of America   | 6,20,38,000         | 7,07,19,031         | 5,04,73,350         | 5,21,51,688         | 5,52,15,032         | 2,41,70,807         | 1,27,22,971         | 1,68,84,270         | 1,44,63,251         | 2,26,52,364         |
| West Indies . . . . .  | 78,600              | 41,127              | 32,140              | 34,422              | 29,155              | 16,680              | 9,478               | 2,520               | 18,026              | 6,805               |
| Mexico . . . . .   | 400                 | 3,46,509            | 78,582              | 2,19,175            | 2,13,926            | ..                  | 1,65,653            | 2,34,123            | 2,21,419            | 1,50,037            |
| South America . . . . .  | 34,228              | 28,346              | 63,672              | 12,86,875           | 33,10,052           | 5,338               | 5,35,760            | 51,914              | 8,830               | 27,054              |
| Other Countries . . . . .  | 81,573              | 4,389               | 500                 | 1,384               | 100                 | ..                  | ..                  | ..                  | ..                  | ..                  |
| <b>TOTAL</b>   | <b>6,38,53,112</b>  | <b>7,26,58,558</b>  | <b>5,41,09,431</b>  | <b>5,88,74,140</b>  | <b>6,99,50,673</b>  | <b>2,51,32,551</b>  | <b>1,41,04,517</b>  | <b>1,74,50,694</b>  | <b>1,56,33,771</b>  | <b>2,35,12,070</b>  |
| <b>AUSTRALIA AND OCEANIA—</b>                                      |                     |                     |                     |                     |                     |                     |                     |                     |                     |                     |
| Commonwealth of Australia (including New Zealand and Fiji Islands) | 66,70,457           | 45,27,141           | 41,93,031           | 46,07,938           | 58,02,991           | 63,156              | 1,32,811            | 1,30,363            | 3,58,920            | 4,51,894            |
| Hawaii . . . . .   | 6,665               | 5,000               | 3,500               | 11,513              | 4,580               | ..                  | ..                  | ..                  | ..                  | 900                 |
| <b>TOTAL</b>   | <b>66,77,122</b>    | <b>45,32,141</b>    | <b>41,96,531</b>    | <b>46,19,456</b>    | <b>58,07,577</b>    | <b>63,156</b>       | <b>1,32,811</b>     | <b>1,30,363</b>     | <b>3,58,920</b>     | <b>4,52,794</b>     |
| <b>GRAND TOTAL</b>   | <b>81,11,86,379</b> | <b>70,46,74,606</b> | <b>75,75,31,684</b> | <b>86,64,62,257</b> | <b>87,65,47,273</b> | <b>23,39,44,459</b> | <b>17,50,37,259</b> | <b>27,19,07,224</b> | <b>31,06,62,016</b> | <b>32,42,97,079</b> |

\* Separately shown from 1934. Prior to 1933-34 included in Aden and Dependencies.

ABSTRACT TABLES  
TRADE OF EACH PROVINCE  
WITH EACH COUNTRY

No. 10—concluded

VALUE of the TOTAL TRADE (IMPORTS, EXPORTS and RE-EXPORTS) in PRIVATE MERCHANDISE  
only of each PROVINCE with each COUNTRY, in each Official Year from 1931-32 to 1935-36—concluded

| COUNTRIES  | MADRAS              |                     |                     |                     |                     | BURMA               |                     |                     |                     |                     |
|--|---------------------|---------------------|---------------------|---------------------|---------------------|---------------------|---------------------|---------------------|---------------------|---------------------|
|  | 1931-32             | 1932-33             | 1933-34             | 1934-35             | 1935-36             | 1931-32             | 1932-33             | 1933-34             | 1934-35             | 1935-36             |
| <b>AFRICA AND ADJACENT ISLANDS—</b>                                |                     |                     |                     |                     |                     |                     |                     |                     |                     |                     |
| Egypt . . . . .  | 3,72,985            | 3,97,372            | 9,69,670            | 20,26,505           | 20,86,862           | 83,98,839           | 41,04,241           | 32,28,034           | 26,59,491           | 13,41,608           |
| Other Countries in North Africa                                    | 34,508              | 67,953              | 31,816              | 11,916              | 27,309              | 6,849               | ..                  | 213                 | 2,527               | 19,569              |
| West Africa . . . . .  | 6,83,098            | 8,01,905            | 6,14,342            | 6,67,181            | 20,03,840           | 1,41,943            | 81,898              | 46,702              | 1,68,244            | 11,07,423           |
| Union of South Africa . . . . .                                    | 16,19,670           | 14,01,425           | 18,13,332           | 17,95,812           | 19,59,420           | 23,13,952           | 18,21,853           | 26,30,120           | 24,70,015           | 27,36,638           |
| Portuguese East Africa . . . . .                                   | 59,033              | 1,97,135            | 7,65,477            | 12,15,400           | 14,83,698           | 10,08,009           | 9,81,739            | 18,56,642           | 18,44,342           | 26,44,823           |
| Réunion  | ..                  | 400                 | ..                  | ..                  | ..                  | ..                  | 1,78,572            | ..                  | ..                  | ..                  |
| Kenya Colony (including Zanzibar and Pemba)                        | 55,846              | 1,60,013            | 1,37,369            | 2,15,236            | 1,72,278            | 11,52,904           | 9,00,334            | 11,76,332           | 7,31,757            | 8,41,196            |
| Mauritius and Dependencies (including Seychelles)                  | 92,149              | 1,05,238            | 38,733              | 95,507              | 50,249              | 21,22,774           | 27,87,658           | 19,49,829           | 20,06,688           | 34,60,027           |
| Italian East Africa (Eritrea and Somaliland)                       | ..                  | ..                  | ..                  | 250                 | ..                  | 2,89,170            | 4,05,365            | 1,37,039            | 1,48,755            | 42,223              |
| Somaliland (British and French)                                    | 1,092               | 200                 | 6,662               | 21,771              | 7,037               | 48,154              | 40,721              | 1,94,648            | 1,38,387            | 78,140              |
| Other countries . . . . .  | ..                  | 1,145               | 1,628               | 2,904               | 8,347               | 23,589              | ..                  | 3,609               | 9,733               | 43,777              |
| <b>TOTAL</b>   | <b>28,70,376</b>    | <b>36,41,816</b>    | <b>44,29,029</b>    | <b>60,42,042</b>    | <b>78,04,078</b>    | <b>1,55,11,188</b>  | <b>1,18,02,423</b>  | <b>1,12,73,183</b>  | <b>1,02,74,939</b>  | <b>1,24,46,229</b>  |
| <b>AMERICA—</b>  |                     |                     |                     |                     |                     |                     |                     |                     |                     |                     |
| Canada . . . . .   | 10,36,740           | 3,65,895            | 12,91,218           | 18,69,305           | 17,99,154           | 12,31,439           | 11,76,449           | 13,45,593           | 13,29,723           | 13,01,286           |
| United States of America . . . . .                                 | 2,77,17,023         | 1,61,89,806         | 1,79,19,938         | 2,02,56,844         | 2,39,09,221         | 1,19,80,517         | 70,60,054           | 81,07,193           | 77,54,441           | 64,17,439           |
| British West India Islands (including Bahamas)                     | 27,752              | 4,334               | 25,331              | 2,623               | 31,717              | 15,39,191           | 11,19,335           | 13,18,347           | 122,36,900          | 31,90,623           |
| Argentine Republic (including the Atlantic Coast of Patagonia)     | 8,795               | 13,045              | 13,299              | 15,123              | 19,478              | 2,71,522            | 3,45,657            | 2,51,442            | 1,94,250            | 2,500               |
| West Indies . . . . .  | ..                  | ..                  | ..                  | 3,306               | 2,200               | 47,92,756           | 27,43,912           | 23,08,023           | 7,56,400            | 18,64,660           |
| Chile (including the Pacific Coast of Patagonia)                   | ..                  | 3,289               | 4,539               | 48,500              | ..                  | 3,27,600            | 71,934              | 1,70,730            | 5,57,841            | 20,99,793           |
| Mexico . . . . .   | ..                  | 48,360              | 2,600               | 8                   | ..                  | 6,81,866            | 13,56,574           | 2,78,000            | 19,32,000           | 14,23,000           |
| Colombia . . . . .   | ..                  | ..                  | 69                  | ..                  | ..                  | 2,38,026            | 5,310               | 7,62,300            | 5,94,300            | 10,79,975           |
| Other countries . . . . .  | 3,213               | 3,346               | 7,635               | 5,657               | 17,353              | 1,12,304            | 69,552              | 78,933              | 63,615              | 32,733              |
| <b>TOTAL</b>   | <b>2,87,93,531</b>  | <b>1,66,28,855</b>  | <b>1,92,65,170</b>  | <b>2,21,99,371</b>  | <b>2,57,79,626</b>  | <b>2,11,25,212</b>  | <b>1,39,48,927</b>  | <b>1,45,16,023</b>  | <b>1,54,19,470</b>  | <b>1,74,94,993</b>  |
| <b>AUSTRALIA AND OCEANIA—</b>                                      |                     |                     |                     |                     |                     |                     |                     |                     |                     |                     |
| Commonwealth of Australia (including New Zealand and Fiji Islands) | 12,11,554           | 10,94,674           | 17,30,345           | 25,96,283           | 22,95,777           | 10,51,701           | 13,75,868           | 15,39,237           | 10,32,309           | 11,32,593           |
| Territory of Papua . . . . .                                       | ..                  | ..                  | ..                  | ..                  | ..                  | 1,41,563            | 1,35,415            | 1,01,442            | 6,598               | 17,925              |
| Oceania . . . . .  | ..                  | 634                 | ..                  | 379                 | ..                  | 75                  | ..                  | ..                  | 21,612              | ..                  |
| <b>TOTAL</b>   | <b>12,14,654</b>    | <b>19,95,308</b>    | <b>17,30,345</b>    | <b>25,96,662</b>    | <b>22,95,777</b>    | <b>20,93,339</b>    | <b>20,11,283</b>    | <b>16,40,679</b>    | <b>10,40,519</b>    | <b>11,40,518</b>    |
| <b>GRAND TOTAL</b>   | <b>41,93,63,697</b> | <b>39,64,34,579</b> | <b>39,02,34,453</b> | <b>42,60,74,299</b> | <b>42,92,38,858</b> | <b>33,44,07,573</b> | <b>29,92,13,149</b> | <b>25,07,15,072</b> | <b>27,26,41,258</b> | <b>30,92,57,948</b> |

ABSTRACT TABLES

( 30 )

BENGAL—BIHAR AND ORISSA—BOMBAY  
TRADE AT EACH PORT.

No. 11

VALUE of the TOTAL IMPORTS and EXPORTS of MERCHANDISE and TREASURE (exclusive of GOVERNMENT STORES and TREASURE), at each PORT in BRITISH INDIA, distinguishing INDIAN and FOREIGN MERCHANDISE EXPORTED, in each Official Year from 1931-32 to 1935-36.

| PORT   | IMPORTS |         |              |              |              | EXPORTS      |              |              |              |              |              |              |
|--|---------|---------|--------------|--------------|--------------|--------------|--------------|--------------|--------------|--------------|--------------|--------------|
|  | 1931-32 | 1932-33 | 1933-34      | 1934-35      | 1935-36      | 1931-32      | 1932-33      | 1933-34      | 1934-35      | 1935-36      |              |              |
|  | R       | R       | R            | R            | R            | R            | R            | R            | R            | R            |              |              |
| <b>BENGAL—</b>                                 |         |         |              |              |              |              |              |              |              |              |              |              |
| <b>CALCUTTA (Chief Port)—</b>                  |         |         |              |              |              |              |              |              |              |              |              |              |
| Merchandise                                    | {       | Indian  | ..           | ..           | ..           | ..           | 67,81,74,417 | 61,92,37,575 | 68,11,50,410 | 50,96,17,821 | 60,37,24,814 |              |
|  | {       | Foreign | 33,84,07,037 | 34,71,04,610 | 32,12,83,140 | 35,32,33,776 | 37,74,36,151 | 52,32,604    | 32,34,834    | 34,49,372    | 33,58,978    | 34,70,768    |
| TOTAL  |         |         | 33,84,07,037 | 34,71,04,610 | 32,12,83,140 | 35,32,33,776 | 37,74,36,151 | 58,34,07,021 | 52,24,72,409 | 58,45,09,788 | 57,29,70,799 | 61,22,04,582 |
| Treasure                                       |         |         | 1,22,75,682  | 26,61,723    | 9,45,237     | 13,07,497    | 20,39,571    | 18,86,243    | 1,30,13,885  | 83,61,638    | 1,85,50,737  | 0,53,512     |
| TOTAL  |         |         | 35,06,82,719 | 34,97,66,333 | 32,22,28,377 | 35,45,41,273 | 37,94,75,722 | 58,52,93,264 | 53,68,91,294 | 50,29,61,426 | 59,15,27,536 | 61,28,58,094 |
| <b>CHITTAGONG—</b>                             |         |         |              |              |              |              |              |              |              |              |              |              |
| Merchandise                                    | {       | Indian  | ..           | ..           | ..           | ..           | 6,21,79,461  | 3,80,74,269  | 5,22,57,686  | 5,41,06,462  | 5,17,01,490  |              |
|  | {       | Foreign | 32,01,140    | 72,45,861    | 70,12,281    | 83,11,218    | 89,16,948    | 13,377       | 753          | 68,168       | 54,067       | 41,304       |
| TOTAL  |         |         | 32,01,140    | 72,45,861    | 70,12,281    | 83,11,218    | 89,16,948    | 6,21,92,838  | 3,80,75,022  | 5,23,25,854  | 5,42,51,120  | 5,17,42,884  |
| <b>TOTAL OF ALL SUBORDINATE PORTS—</b>         |         |         |              |              |              |              |              |              |              |              |              |              |
| Merchandise                                    | {       | Indian  | ..           | ..           | ..           | ..           | 6,21,79,461  | 3,80,74,269  | 5,22,57,686  | 5,41,06,462  | 5,17,01,490  |              |
|  | {       | Foreign | 32,01,140    | 72,45,861    | 70,12,281    | 83,11,218    | 89,16,948    | 13,377       | 753          | 68,168       | 54,067       | 41,304       |
| TOTAL  |         |         | 32,01,140    | 72,45,861    | 70,12,281    | 83,11,218    | 89,16,948    | 6,21,92,838  | 3,80,75,022  | 5,23,25,854  | 5,42,51,120  | 5,17,42,884  |
| <b>TOTAL OF ALL PORTS IN BENGAL—</b>           |         |         |              |              |              |              |              |              |              |              |              |              |
| Merchandise                                    | {       | Indian  | ..           | ..           | ..           | ..           | 64,03,53,878 | 55,73,11,844 | 63,34,08,102 | 62,38,14,288 | 66,04,26,304 |              |
|  | {       | Foreign | 34,66,03,177 | 35,43,50,471 | 32,82,95,421 | 36,15,44,994 | 38,93,53,099 | 52,45,981    | 32,35,587    | 35,17,540    | 34,18,645    | 35,21,163    |
| TOTAL  |         |         | 34,66,03,177 | 35,43,50,471 | 32,82,95,421 | 36,15,44,994 | 38,93,53,099 | 64,56,99,859 | 56,06,47,431 | 63,69,25,642 | 62,72,27,923 | 66,30,47,466 |
| Treasure                                       |         |         | 1,22,75,682  | 26,61,723    | 9,45,237     | 13,07,497    | 20,39,571    | 18,86,243    | 1,39,13,885  | 83,61,638    | 1,85,50,737  | 0,53,512     |
| TOTAL  |         |         | 35,88,83,859 | 35,70,12,194 | 32,92,40,658 | 36,28,52,491 | 38,93,92,670 | 64,74,86,102 | 57,44,66,316 | 64,52,87,280 | 64,67,78,665 | 66,46,00,978 |
| <b>BIHAR AND ORISSA—</b>                       |         |         |              |              |              |              |              |              |              |              |              |              |
| <b>BALASORE (Chief Port)—</b>                  |         |         |              |              |              |              |              |              |              |              |              |              |
| Merchandise                                    | {       | Indian  | ..           | ..           | ..           | ..           | 4,050        | ..           | ..           | ..           | ..           |              |
|  | {       | Foreign | ..           | ..           | ..           | ..           | ..           | ..           | ..           | ..           | ..           |              |
| TOTAL  |         |         | ..           | ..           | ..           | ..           | 4,050        | ..           | ..           | ..           | ..           |              |
| <b>TOTAL OF ALL SUBORDINATE PORTS—</b>         |         |         |              |              |              |              |              |              |              |              |              |              |
| Merchandise                                    | {       | Indian  | ..           | ..           | ..           | ..           | ..           | ..           | ..           | ..           | ..           |              |
|  | {       | Foreign | ..           | ..           | ..           | ..           | ..           | ..           | ..           | ..           | ..           |              |
| TOTAL  |         |         | ..           | ..           | ..           | ..           | ..           | ..           | ..           | ..           | ..           |              |
| <b>TOTAL OF ALL PORTS IN BIHAR AND ORISSA—</b> |         |         |              |              |              |              |              |              |              |              |              |              |
| Merchandise                                    | {       | Indian  | ..           | ..           | ..           | ..           | 4,050        | ..           | ..           | ..           | ..           |              |
|  | {       | Foreign | ..           | ..           | ..           | ..           | ..           | ..           | ..           | ..           | ..           |              |
| TOTAL  |         |         | ..           | ..           | ..           | ..           | 4,050        | ..           | ..           | ..           | ..           |              |
| <b>BOMBAY—</b>                                 |         |         |              |              |              |              |              |              |              |              |              |              |
| <b>BOMBAY (Chief Port)—</b>                    |         |         |              |              |              |              |              |              |              |              |              |              |
| Merchandise                                    | {       | Indian  | ..           | ..           | ..           | ..           | 31,50,95,085 | 23,16,60,005 | 27,33,83,828 | 30,40,92,735 | 30,20,47,205 |              |
|  | {       | Foreign | 49,75,42,932 | 54,30,07,765 | 46,16,46,538 | 53,66,56,170 | 54,46,65,410 | 2,84,33,268  | 1,97,33,172  | 2,15,57,254  | 2,38,04,835  | 2,00,95,960  |
| TOTAL  |         |         | 49,75,42,932 | 54,30,07,765 | 46,16,46,538 | 53,66,56,170 | 54,46,65,410 | 34,36,20,293 | 25,13,93,177 | 29,49,41,082 | 32,87,97,620 | 32,06,43,255 |
| Treasure                                       |         |         | 4,43,50,799  | 1,91,04,670  | 1,91,80,351  | 4,43,77,330  | 4,79,01,620  | 61,21,26,371 | 60,68,16,803 | 53,72,81,386 | 53,52,43,774 | 40,50,43,042 |
| TOTAL  |         |         | 54,18,93,731 | 56,21,12,435 | 47,17,76,889 | 58,15,33,500 | 59,28,27,930 | 95,56,56,074 | 85,82,09,540 | 83,22,22,468 | 80,40,46,394 | 73,52,87,197 |

ABSTRACT TABLES  
BOMBAY-SIND  
TRADE AT EACH PORT

No. 11—continued

VALUE of the TOTAL IMPORTS and EXPORTS of MERCHANDISE and TREASURE (exclusive of GOVERNMENT STORES and TREASURE), at each PORT in BRITISH INDIA, distinguishing INDIAN and FOREIGN MERCHANDISE EXPORTED, in each Official Year from 1931-32 to 1935-36—continued

| PORT                                   | IMPORTS             |               |              |              |              | EXPORTS      |               |              |              |              |
|--|---------------------|---------------|--------------|--------------|--------------|--------------|---------------|--------------|--------------|--------------|
|  | 1931-32             | 1932-33       | 1933-34      | 1934-35      | 1935-36      | 1931-32      | 1932-33       | 1933-34      | 1934-35      | 1935-36      |
| <b>BOMBAY—continued</b>                |                     |               |              |              |              |              |               |              |              |              |
| <b>BROACH—</b>                         |                     |               |              |              |              |              |               |              |              |              |
| Merchandise . . . . .                  | { Indian . . . . .  | ..            | ..           | ..           | ..           | ..           | ..            | 22,61,421    | 18,56,515    | 3,84,986     |
|  | { Foreign . . . . . | 42,002        | 39,701       | 17,720       | 11,728       | 35,423       | ..            | ..           | ..           | ..           |
| TOTAL . . . . .                        |                     | 42,002        | 39,701       | 17,720       | 11,728       | 35,423       | ..            | 22,61,421    | 18,56,515    | 3,84,986     |
| <b>HONAVAR—</b>                        |                     |               |              |              |              |              |               |              |              |              |
| Merchandise . . . . .                  | { Indian . . . . .  | ..            | ..           | ..           | ..           | ..           | ..            | ..           | ..           | ..           |
|  | { Foreign . . . . . | 1,500         | 3,930        | ..           | 400          | ..           | ..            | ..           | ..           | ..           |
| TOTAL . . . . .                        |                     | 1,500         | 3,930        | ..           | 400          | ..           | ..            | ..           | ..           | ..           |
| <b>KARWAR—</b>                         |                     |               |              |              |              |              |               |              |              |              |
| Merchandise . . . . .                  | { Indian . . . . .  | ..            | ..           | ..           | ..           | ..           | ..            | ..           | ..           | ..           |
|  | { Foreign . . . . . | 1,000         | ..           | ..           | 3,820        | 3,125        | ..            | ..           | ..           | ..           |
| TOTAL . . . . .                        |                     | 1,000         | ..           | ..           | 3,820        | 3,125        | ..            | ..           | ..           | ..           |
| <b>MALWAR—</b>                         |                     |               |              |              |              |              |               |              |              |              |
| Merchandise . . . . .                  | { Indian . . . . .  | ..            | ..           | ..           | ..           | ..           | 27,180        | 5,51,442     | 5,16,545     | 9,97,315     |
|  | { Foreign . . . . . | 19,742        | 89,647       | 1,54,772     | 2,20,749     | 3,70,186     | ..            | ..           | ..           | ..           |
| TOTAL . . . . .                        |                     | 19,742        | 89,647       | 1,54,772     | 2,20,749     | 3,70,186     | 27,180        | 5,51,442     | 5,16,545     | 9,97,315     |
| <b>VENUELA—</b>                        |                     |               |              |              |              |              |               |              |              |              |
| Merchandise . . . . .                  | { Indian . . . . .  | ..            | ..           | ..           | ..           | ..           | ..            | 1,64,135     | 1,25,012     | 1,09,173     |
|  | { Foreign . . . . . | ..            | 12,212       | 44,790       | 83,167       | 70,520       | ..            | ..           | ..           | ..           |
| TOTAL . . . . .                        |                     | ..            | 12,212       | 44,790       | 83,167       | 70,520       | ..            | 1,64,135     | 1,25,012     | 1,09,173     |
| <b>OTHER SUBORDINATE PORTS—</b>        |                     |               |              |              |              |              |               |              |              |              |
| Merchandise . . . . .                  | { Indian . . . . .  | ..            | ..           | ..           | ..           | ..           | ..            | 71,08,939    | 32,17,691    | 4,894        |
|  | { Foreign . . . . . | ..            | 1,034        | 11,205       | 27,590       | 17,080       | ..            | ..           | ..           | ..           |
| TOTAL . . . . .                        |                     | ..            | 1,034        | 11,205       | 27,590       | 17,080       | ..            | 71,08,939    | 32,17,691    | 4,894        |
| <b>TOTAL OF ALL SUBORDINATE PORTS—</b> |                     |               |              |              |              |              |               |              |              |              |
| Merchandise . . . . .                  | { Indian . . . . .  | ..            | ..           | ..           | ..           | ..           | 27,180        | 1,00,85,937  | 52,15,763    | 14,96,366    |
|  | { Foreign . . . . . | 64,244        | 1,46,574     | 2,28,437     | 3,47,454     | 4,96,334     | ..            | ..           | ..           | ..           |
| TOTAL . . . . .                        |                     | 64,244        | 1,46,574     | 2,28,437     | 3,47,454     | 4,96,334     | 27,180        | 1,00,85,937  | 52,15,763    | 14,96,366    |
| <b>TOTAL OF ALL PORTS IN BOMBAY—</b>   |                     |               |              |              |              |              |               |              |              |              |
| Merchandise . . . . .                  | { Indian . . . . .  | ..            | ..           | ..           | ..           | ..           | 31,50,95,935  | 23,16,87,185 | 28,34,69,765 | 31,02,08,498 |
|  | { Foreign . . . . . | 49,70,07,176  | 54,31,54,339 | 40,18,75,025 | 53,70,03,624 | 54,53,61,753 | 2,84,33,203   | 1,97,33,172  | 2,15,57,254  | 2,38,04,835  |
| TOTAL . . . . .                        |                     | 49,70,07,176  | 54,31,54,339 | 40,18,75,025 | 53,70,03,624 | 54,53,61,753 | 34,35,29,203  | 25,14,20,357 | 30,50,27,019 | 33,40,13,333 |
| Treasure . . . . .                     |                     | 4,43,50,769   | 1,91,04,670  | 1,01,30,351  | 4,48,77,330  | 4,79,61,920  | 61,21,25,371  | 60,68,16,303 | 53,72,81,398 | 53,62,43,774 |
| TOTAL . . . . .                        |                     | 54,19,57,975  | 56,22,59,009 | 47,20,05,376 | 58,18,80,954 | 59,33,23,373 | 95,56,54,674  | 85,82,36,720 | 84,23,08,405 | 86,92,62,157 |
| <b>SIND—</b>                           |                     |               |              |              |              |              |               |              |              |              |
| <b>KARACHI (Chief Port)—</b>           |                     |               |              |              |              |              |               |              |              |              |
| Merchandise . . . . .                  | { Indian . . . . .  | ..            | ..           | ..           | ..           | ..           | 11,53,26,924  | 10,69,30,568 | 13,57,66,955 | 15,84,76,647 |
|  | { Foreign . . . . . | 15,85,98,136  | 16,26,36,975 | 12,96,47,462 | 15,24,73,137 | 14,62,25,407 | 91,41,349     | 60,69,776    | 64,92,837    | 57,12,182    |
| TOTAL . . . . .                        |                     | 15,85,98,136  | 16,26,36,975 | 12,96,47,462 | 15,24,73,137 | 14,62,25,407 | 12,44,68,273  | 11,30,00,234 | 14,22,59,792 | 16,41,88,829 |
| Treasure . . . . .                     |                     | 13,79,775 (a) | 24,82,172    | 34,45,395    | 17,68,825    | 7,85,850     | 44,38,871 (b) | 69,04,770    | 12,83,900    | 10,14,982    |
| TOTAL . . . . .                        |                     | 15,99,77,961  | 16,51,19,147 | 13,30,93,357 | 15,42,42,012 | 14,70,11,266 | 12,89,07,144  | 11,99,05,054 | 14,35,43,302 | 16,52,03,811 |
| <b>SUBORDINATE PORTS—</b>              |                     |               |              |              |              |              |               |              |              |              |
| Merchandise . . . . .                  | { Indian . . . . .  | ..            | ..           | ..           | ..           | ..           | ..            | ..           | ..           | ..           |
|  | { Foreign . . . . . | ..            | ..           | ..           | ..           | ..           | ..            | ..           | ..           | ..           |
| TOTAL . . . . .                        |                     | ..            | ..           | ..           | ..           | ..           | ..            | ..           | ..           | ..           |
| <b>TOTAL OF ALL PORTS IN SIND—</b>     |                     |               |              |              |              |              |               |              |              |              |
| Merchandise . . . . .                  | { Indian . . . . .  | ..            | ..           | ..           | ..           | ..           | 11,53,26,924  | 10,69,30,568 | 13,57,66,955 | 15,84,76,647 |
|  | { Foreign . . . . . | 15,85,98,136  | 16,26,36,975 | 12,96,47,462 | 15,24,73,137 | 14,62,25,407 | 91,41,349     | 60,69,776    | 64,92,837    | 57,12,182    |
| TOTAL . . . . .                        |                     | 15,85,98,136  | 16,26,36,975 | 12,96,47,462 | 15,24,73,137 | 14,62,25,407 | 12,44,68,273  | 11,30,00,234 | 14,22,59,792 | 16,41,88,829 |
| Treasure . . . . .                     |                     | 13,79,775 (a) | 24,82,172    | 34,45,395    | 17,68,825    | 7,85,850     | 44,38,871 (b) | 69,04,770    | 12,83,900    | 10,14,982    |
| TOTAL . . . . .                        |                     | 15,99,77,961  | 16,51,19,147 | 13,30,93,357 | 15,42,42,012 | 14,70,11,266 | 12,89,07,144  | 11,99,05,054 | 14,35,43,302 | 16,52,03,811 |

(a) Includes Rs 110 currency notes.  
(b) " Rs 2,41,000 " "



MADRAS

TRADE AT EACH PORT

No. 11—continued

VALUE of the TOTAL IMPORTS and EXPORTS of MERCHANDISE and TREASURE (exclusive of GOVERNMENT STORES and TREASURE), at each PORT in BRITISH INDIA, distinguishing INDIAN and FOREIGN MERCHANDISE EXPORTED, in each Official Year from 1931-32 to 1935-36—continued

| PORT                                 | IMPORTS     |              |              |              |              | EXPORTS      |              |              |              |              |
|--------------------------------------|-------------|--------------|--------------|--------------|--------------|--------------|--------------|--------------|--------------|--------------|
|                                      | 1931-32     | 1932-33      | 1933-34      | 1934-35      | 1935-36      | 1931-32      | 1932-33      | 1933-34      | 1934-35      | 1935-36      |
|                                      | ₹           | ₹            | ₹            | ₹            | ₹            | ₹            | ₹            | ₹            | ₹            | ₹            |
| <b>MADEIRA—</b>                      |             |              |              |              |              |              |              |              |              |              |
| <b>PORT ST. GEORGE (Chief Port)—</b> |             |              |              |              |              |              |              |              |              |              |
| Merchandise                          | { Indian .. | ..           | ..           | ..           | ..           | 11,01,78,038 | 8,52,97,935  | 9,62,08,447  | 8,61,88,739  | 9,49,98,323  |
|                                      | { Foreign   | 11,48,84,632 | 11,98,65,521 | 11,18,56,539 | 12,03,97,961 | 11,25,30,313 | 15,80,923    | 10,68,359    | 8,36,629     | 8,40,026     |
|                                      | TOTAL       | 11,48,84,632 | 11,98,65,521 | 11,18,56,539 | 12,03,97,961 | 11,25,30,313 | 11,17,50,561 | 8,69,86,324  | 9,70,45,076  | 8,70,38,865  |
| Treasure                             | ..          | 18,07,281    | 1,60,709     | 21,525       | 4,05,356     | 4,32,052     | 58,80,811    | 4,27,45,924  | 3,82,40,288  | 1,45,91,852  |
|                                      | TOTAL       | 11,66,91,913 | 12,00,26,230 | 11,18,78,064 | 12,08,03,317 | 11,29,62,365 | 11,75,90,372 | 12,91,32,248 | 13,52,85,362 | 10,16,30,217 |
| <b>GOPALPUR—</b>                     |             |              |              |              |              |              |              |              |              |              |
| Merchandise                          | { Indian .. | ..           | ..           | ..           | ..           | ..           | 160          | ..           | 1,850        | 22,220       |
|                                      | { Foreign   | ..           | 6,692        | 31,539       | 1,02,430     | 1,04,957     | ..           | ..           | ..           | ..           |
|                                      | TOTAL       | ..           | 6,692        | 31,539       | 1,02,430     | 1,04,957     | ..           | 160          | ..           | 1,850        |
| <b>CANNIAPATAM—</b>                  |             |              |              |              |              |              |              |              |              |              |
| Merchandise                          | { Indian .. | ..           | ..           | ..           | ..           | ..           | ..           | 16,54,653    | 14,85,026    | 31,03,598    |
|                                      | { Foreign   | ..           | ..           | ..           | ..           | ..           | ..           | ..           | ..           | ..           |
|                                      | TOTAL       | ..           | ..           | ..           | ..           | ..           | ..           | 16,54,653    | 14,85,026    | 31,03,598    |
| <b>BIMBIPATAM—</b>                   |             |              |              |              |              |              |              |              |              |              |
| Merchandise                          | { Indian .. | ..           | ..           | ..           | ..           | 24,81,667    | 36,52,258    | 27,54,375    | 26,98,017    | 33,04,149    |
|                                      | { Foreign   | 6,164        | 2,157        | 1,670        | ..           | ..           | ..           | ..           | ..           | ..           |
|                                      | TOTAL       | 6,164        | 2,157        | 1,670        | ..           | 24,81,667    | 36,52,258    | 27,54,375    | 26,98,017    | 33,04,149    |
| <b>VIRAGAPATAM—</b>                  |             |              |              |              |              |              |              |              |              |              |
| Merchandise                          | { Indian .. | ..           | ..           | ..           | ..           | 37,45,696    | 40,89,148    | 39,19,291    | 67,31,387    | 1,23,32,478  |
|                                      | { Foreign   | 55,185       | 74,624       | 7,37,542     | 18,10,823    | 16,48,398    | 5,200        | 675          | 2,500        | ..           |
|                                      | TOTAL       | 55,185       | 74,624       | 7,37,542     | 18,10,823    | 16,48,398    | 37,50,896    | 40,89,928    | 39,15,791    | 67,31,387    |
| <b>COCANADA—</b>                     |             |              |              |              |              |              |              |              |              |              |
| Merchandise                          | { Indian .. | ..           | ..           | ..           | ..           | 2,35,50,834  | 2,01,04,615  | 1,42,52,076  | 3,11,70,980  | 1,41,18,125  |
|                                      | { Foreign   | 22,33,840    | 23,95,361    | 15,98,915    | 30,95,725    | 31,52,626    | 18,723       | 1,950        | 2,419        | 3,412        |
|                                      | TOTAL       | 22,33,840    | 23,95,361    | 15,98,915    | 30,95,725    | 31,52,626    | 2,35,69,557  | 2,01,06,565  | 1,42,55,395  | 3,11,80,392  |
| <b>MASOLI PATAM—</b>                 |             |              |              |              |              |              |              |              |              |              |
| Merchandise                          | { Indian .. | ..           | ..           | ..           | ..           | 3,00,995     | 26,01,326    | 1,03,31,031  | 52,90,020    | 85,59,821    |
|                                      | { Foreign   | 15,597       | 86,460       | 2,15,831     | 99,903       | 38,371       | ..           | ..           | ..           | ..           |
|                                      | TOTAL       | 15,597       | 86,460       | 2,15,831     | 99,903       | 38,371       | 3,00,995     | 26,01,326    | 1,03,31,031  | 52,90,020    |
| <b>CUDDALORE—</b>                    |             |              |              |              |              |              |              |              |              |              |
| Merchandise                          | { Indian .. | ..           | ..           | ..           | ..           | 1,11,53,573  | 1,13,28,730  | 87,10,652    | 96,46,692    | 1,17,44,177  |
|                                      | { Foreign   | 7,51,560     | 9,77,891     | 10,82,311    | 50,63,009    | 25,36,533    | ..           | ..           | ..           | ..           |
|                                      | TOTAL       | 7,51,560     | 9,77,891     | 10,82,311    | 50,63,009    | 25,36,533    | 1,11,53,573  | 1,13,28,730  | 87,10,652    | 96,46,692    |

No. 11—continued

TRADE AT EACH PORT

VALUE of the TOTAL IMPORTS and EXPORTS of MERCHANDISE and TREASURE (exclusive of GOVERNMENT STORES and TREASURE), at each PORT in BRITISH INDIA, distinguishing INDIAN and FOREIGN MERCHANDISE EXPORTED, in each Official Year from 1931-32 to 1935-36—continued

| PORT]                   | IMPORTS    |          |          |          |          | EXPORTS   |           |           |           |           |
|-------------------------|------------|----------|----------|----------|----------|-----------|-----------|-----------|-----------|-----------|
|                         | 1931-32    | 1932-33  | 1933-34  | 1934-35  | 1935-36  | 1931-32   | 1932-33   | 1933-34   | 1934-35   | 1935-36   |
|                         | R          | R        | R        | R        | R        | R         | R         | R         | R         | R         |
| <b>MADRAS—continued</b> |            |          |          |          |          |           |           |           |           |           |
| PORTO NOVO—             |            |          |          |          |          |           |           |           |           |           |
| Merchandise .           | { Indian . | ..       | ..       | ..       | ..       | 22,00,826 | 12,83,048 | 9,10,325  | 1,93,135  | 2,10,000  |
|                         | { Foreign. | 4,51,641 | 4,11,728 | 2,72,158 | 3,52,651 | 450       | ..        | ..        | ..        | ..        |
|                         | Total .    | 4,51,641 | 4,11,728 | 2,72,158 | 3,52,651 | 22,01,276 | 12,83,048 | 9,10,325  | 1,93,135  | 2,10,000  |
| Treasure . . . . .      |            | 16       | ..       | ..       | ..       | ..        | ..        | ..        | ..        | ..        |
| TOTAL . . . . .         |            | 4,51,657 | 4,11,728 | 2,72,158 | 3,52,651 | 22,01,276 | 12,83,048 | 9,10,325  | 1,93,135  | 2,10,000  |
| <b>TIRUMULAYASSAL—</b>  |            |          |          |          |          |           |           |           |           |           |
| Merchandise .           | { Indian . | ..       | ..       | ..       | ..       | 4,20,429  | 6,74,692  | 4,56,302  | 5,99,213  | 6,79,760  |
|                         | { Foreign. | 14,408   | 1,619    | 5,481    | 187      | 85,494    | 100       | ..        | ..        | ..        |
| TOTAL . . . . .         |            | 14,408   | 1,619    | 5,481    | 187      | 4,28,629  | 6,74,692  | 4,56,302  | 5,99,213  | 6,79,760  |
| <b>NEGAPATAM—</b>       |            |          |          |          |          |           |           |           |           |           |
| Merchandise .           | { Indian . | ..       | ..       | ..       | ..       | 84,29,349 | 71,70,820 | 72,64,925 | 67,15,768 | 65,81,727 |
|                         | { Foreign. | 8,53,949 | 7,08,639 | 6,74,108 | 7,43,970 | 9,02,360  | 19,560    | 6,196     | 4,600     | 28,262    |
| TOTAL . . . . .         |            | 8,53,949 | 7,08,639 | 6,74,108 | 7,43,970 | 9,02,360  | 84,48,909 | 71,77,016 | 72,69,525 | 67,44,028 |
| Treasure . . . . .      |            | 46       | 122      | 80       | 20       | 1,906     | ..        | ..        | ..        | ..        |
| TOTAL . . . . .         |            | 8,53,995 | 7,08,761 | 6,74,188 | 7,43,990 | 9,04,266  | 84,48,909 | 71,77,016 | 72,69,525 | 67,44,028 |
| <b>VELANGANNI—</b>      |            |          |          |          |          |           |           |           |           |           |
| Merchandise .           | { Indian . | ..       | ..       | ..       | ..       | 150       | 100       | 450       | 130       | 100       |
|                         | { Foreign. | ..       | ..       | ..       | 56       | 150       | ..        | ..        | ..        | ..        |
| TOTAL . . . . .         |            | ..       | ..       | ..       | 56       | 300       | 100       | 450       | 130       | 100       |
| <b>TOPPURURAI—</b>      |            |          |          |          |          |           |           |           |           |           |
| Merchandise .           | { Indian . | ..       | ..       | ..       | ..       | 5,929     | 350       | 200       | 300       | ..        |
|                         | { Foreign. | 439      | 1,166    | 1,024    | 742      | 974       | ..        | ..        | ..        | ..        |
| TOTAL . . . . .         |            | 439      | 1,166    | 1,024    | 742      | 974       | 5,929     | 350       | 200       | 300       |
| <b>ADIRAMPATNAM—</b>    |            |          |          |          |          |           |           |           |           |           |
| Merchandise .           | { Indian . | ..       | ..       | ..       | ..       | 5,81,081  | 8,92,952  | 8,07,948  | 9,31,898  | 9,45,716  |
|                         | { Foreign. | 60,995   | 51,239   | 54,924   | 60,739   | 57,751    | 160       | ..        | ..        | ..        |
| TOTAL . . . . .         |            | 60,995   | 51,239   | 54,924   | 60,739   | 57,751    | 5,81,191  | 8,92,952  | 8,07,948  | 9,31,898  |
| <b>KARISAL—</b>         |            |          |          |          |          |           |           |           |           |           |
| Merchandise .           | { Indian . | ..       | ..       | ..       | ..       | 11,585    | 68,465    | 38,767    | 66,842    | 26,798    |
|                         | { Foreign. | ..       | ..       | ..       | ..       | ..        | ..        | ..        | ..        | ..        |
| TOTAL . . . . .         |            | ..       | ..       | ..       | ..       | 11,585    | 68,465    | 38,767    | 66,842    | 26,798    |

ABSTRACT TABLES

MADRAS

TRADE AT EACH PORT

No. 11—continued

VALUE of the TOTAL IMPORTS and EXPORTS of MERCHANDISE and TREASURE (exclusive of GOVERNMENT STORES and TREASURE), at each PORT in BRITISH INDIA, distinguishing INDIAN and FOREIGN MERCHANDISE EXPORTED, in each Official Year from 1931-32 to 1935-36—continued

| PORT                    | IMPORTS     |             |             |             |             | EXPORTS     |             |             |             |             |
|-------------------------|-------------|-------------|-------------|-------------|-------------|-------------|-------------|-------------|-------------|-------------|
|                         | 1931-32     | 1932-33     | 1933-34     | 1934-35     | 1935-36     | 1931-32     | 1932-33     | 1933-34     | 1934-35     | 1935-36     |
|                         | R           | R           | R           | R           | R           | R           | R           | R           | R           | R           |
| <b>MADRAS—continued</b> |             |             |             |             |             |             |             |             |             |             |
| <b>AMMAPATNAM—</b>      |             |             |             |             |             |             |             |             |             |             |
| Merchandise             | { Indian .. | ..          | ..          | ..          | ..          | 551         | 350         | 379         | 913         | 573         |
|                         | { Foreign.  | 479         | 2,099       | 2,025       | 2,788       | 1,756       | ..          | ..          | ..          | ..          |
| TOTAL                   |             | 479         | 2,699       | 2,025       | 2,788       | 1,756       | 551         | 350         | 379         | 913         |
| <b>TONDICHERY—</b>      |             |             |             |             |             |             |             |             |             |             |
| Merchandise             | { Indian .. | ..          | ..          | ..          | ..          | ..          | ..          | ..          | ..          | ..          |
|                         | { Foreign.  | 11,398      | 6,244       | 2,258       | 2,538       | 2,861       | ..          | ..          | ..          | ..          |
| TOTAL                   |             | 11,398      | 6,244       | 2,258       | 2,538       | 2,861       | ..          | ..          | ..          | ..          |
| <b>PANBARI—</b>         |             |             |             |             |             |             |             |             |             |             |
| Merchandise             | { Indian .. | ..          | ..          | ..          | ..          | 2,366       | 795         | 3,445       | 5,738       | 5,473       |
|                         | { Foreign.  | 2,709       | 5,207       | 567         | 3,913       | 25          | 450         | 105         | ..          | ..          |
| TOTAL                   |             | 2,709       | 5,207       | 567         | 3,913       | 25          | 2,366       | 1,245       | 3,550       | 5,473       |
| <b>DHANUSHKODI—</b>     |             |             |             |             |             |             |             |             |             |             |
| Merchandise             | { Indian .. | ..          | ..          | ..          | ..          | 1,50,91,451 | 1,32,95,824 | 1,31,03,518 | 1,43,07,730 | 1,41,43,056 |
|                         | { Foreign.  | 37,34,757   | 30,72,455   | 25,11,655   | 21,22,573   | 20,58,879   | 7,84,306    | 9,94,678    | 7,37,053    | 3,68,446    |
| TOTAL                   |             | 37,34,757   | 30,72,455   | 25,11,655   | 21,22,573   | 20,58,879   | 1,58,75,757 | 1,42,90,500 | 1,38,94,041 | 1,50,44,788 |
| Treasure                |             | 91,70,861   | 51,50,347   | 49,79,208   | 35,50,504   | 33,11,456   | 296         | 33,478      | ..          | 1,700       |
| TOTAL                   |             | 1,39,05,718 | 82,22,802   | 74,90,863   | 56,73,077   | 53,68,335   | 1,59,76,053 | 1,43,23,978 | 1,38,94,041 | 1,50,44,788 |
| <b>KILAKARAI—</b>       |             |             |             |             |             |             |             |             |             |             |
| Merchandise             | { Indian .. | ..          | ..          | ..          | ..          | 2,755       | 3,533       | 1,369       | 925         | 200         |
|                         | { Foreign.  | 1,845       | 3,169       | 1,633       | 1,274       | 625         | ..          | ..          | ..          | ..          |
| TOTAL                   |             | 1,845       | 3,169       | 1,633       | 1,274       | 625         | 2,755       | 3,533       | 1,369       | 200         |
| <b>TUTICORIN—</b>       |             |             |             |             |             |             |             |             |             |             |
| Merchandise             | { Indian .. | ..          | ..          | ..          | ..          | 2,24,10,511 | 2,26,41,345 | 2,24,93,372 | 2,30,00,737 | 2,09,75,771 |
|                         | { Foreign.  | 1,39,34,553 | 1,43,41,370 | 1,03,60,736 | 1,11,72,033 | 96,69,475   | 2,29,159    | 1,29,370    | 3,206       | 12,847      |
| TOTAL                   |             | 1,39,34,553 | 1,43,41,370 | 1,03,60,736 | 1,11,72,033 | 96,69,475   | 2,26,45,669 | 2,27,71,215 | 2,24,90,578 | 2,30,13,584 |
| Treasure                |             | 30,00,064   | 173         | 173         | ..          | ..          | ..          | 9,57,346    | ..          | ..          |
| TOTAL                   |             | 1,69,34,622 | 1,43,41,543 | 1,03,60,912 | 1,11,72,033 | 96,69,475   | 2,26,45,669 | 2,37,28,561 | 2,24,90,578 | 2,30,13,584 |
| <b>KATLIPATNAM—</b>     |             |             |             |             |             |             |             |             |             |             |
| Merchandise             | { Indian .. | ..          | ..          | ..          | ..          | 6,030       | 9,944       | 2,635       | 7,242       | 3,373       |
|                         | { Foreign.  | 7,837       | 13,655      | 5,798       | 5,952       | 1,431       | 75          | ..          | ..          | ..          |
| TOTAL                   |             | 7,837       | 13,655      | 5,798       | 5,952       | 1,431       | 6,030       | 10,019      | 2,635       | 3,373       |

No. 11—continued

VALUE of the TOTAL IMPORTS and EXPORTS of MERCHANDISE and TREASURE (exclusive of GOVERNMENT STORES and TREASURE), at each PORT in BRITISH INDIA, distinguishing INDIAN and FOREIGN MERCHANDISE EXPORTED, in each Official Year from 1931-32 to 1935-36—continued

| PORT                            | IMPORTS    |           |             |             |             | EXPORTS     |             |             |             |             |
|---------------------------------|------------|-----------|-------------|-------------|-------------|-------------|-------------|-------------|-------------|-------------|
|                                 | 1931-32    | 1932-33   | 1933-34     | 1934-35     | 1935-36     | 1931-32     | 1932-33     | 1933-34     | 1934-35     | 1935-36     |
|                                 | ₹          | ₹         | ₹           | ₹           | ₹           | ₹           | ₹           | ₹           | ₹           | ₹           |
| <b>MADRAS—continued</b>         |            |           |             |             |             |             |             |             |             |             |
| <b>KULASKHARAPATHAM—</b>        |            |           |             |             |             |             |             |             |             |             |
| Merchandise                     | { Indian . | ..        | ..          | ..          | ..          | 70,401      | 94,639      | 69,800      | 70,751      | 49,021      |
|                                 | { Foreign. | 35,951    | 33,679      | 15,854      | 14,491      | 8,974       | ..          | ..          | ..          | ..          |
| TOTAL                           |            | 35,951    | 33,679      | 15,854      | 14,491      | 8,974       | 70,401      | 94,639      | 69,800      | 70,751      |
| <b>COCHIN—</b>                  |            |           |             |             |             |             |             |             |             |             |
| Merchandise                     | { Indian . | ..        | ..          | ..          | ..          | 2,76,80,259 | 2,75,28,035 | 3,23,36,587 | 3,94,71,945 | 4,53,27,099 |
|                                 | { Foreign. | 95,87,989 | 1,03,70,106 | 1,15,63,123 | 1,86,16,455 | 1,55,17,791 | 48,161      | 18,209      | 27,510      | 13,530      |
| TOTAL                           |            | 95,87,989 | 1,03,70,106 | 1,15,63,123 | 1,86,16,455 | 1,55,17,791 | 2,77,37,420 | 2,75,46,244 | 3,23,64,097 | 3,94,85,475 |
| <b>PORWANI—</b>                 |            |           |             |             |             |             |             |             |             |             |
| Merchandise                     | { Indian . | ..        | ..          | ..          | ..          | 10,390      | 16,712      | 19,911      | 13,365      | 13,360      |
|                                 | { Foreign. | 30,049    | 5,555       | ..          | ..          | ..          | ..          | ..          | ..          | ..          |
| TOTAL                           |            | 30,049    | 5,555       | ..          | ..          | ..          | 10,390      | 16,712      | 19,911      | 13,365      |
| <b>CALICUT—</b>                 |            |           |             |             |             |             |             |             |             |             |
| Merchandise                     | { Indian . | ..        | ..          | ..          | ..          | 1,83,84,386 | 2,15,19,229 | 1,78,88,875 | 1,60,08,539 | 1,76,80,087 |
|                                 | { Foreign. | 68,84,308 | 46,28,085   | 43,76,831   | 68,08,745   | 55,17,851   | 26,423      | 17,525      | 60,064      | 11,597      |
| TOTAL                           |            | 68,84,308 | 46,28,085   | 43,76,831   | 68,08,745   | 55,17,851   | 1,84,10,764 | 2,15,36,754 | 1,78,88,939 | 1,60,20,136 |
| Treasure                        |            | 40        | ..          | ..          | ..          | ..          | ..          | ..          | ..          | ..          |
| TOTAL                           |            | 68,84,348 | 46,28,085   | 43,76,831   | 68,08,745   | 55,17,851   | 1,84,10,764 | 2,15,36,754 | 1,78,88,939 | 1,60,20,136 |
| <b>BADAGARA—</b>                |            |           |             |             |             |             |             |             |             |             |
| Merchandise                     | { Indian . | ..        | ..          | ..          | ..          | ..          | 48,645      | 36,033      | 10,643      | 17,932      |
|                                 | { Foreign. | 1,80,184  | 81,269      | 1,48,590    | 4,00,823    | 3,74,934    | ..          | ..          | ..          | ..          |
| TOTAL                           |            | 1,80,184  | 81,269      | 1,48,590    | 4,00,823    | 3,74,934    | ..          | 48,645      | 36,033      | 10,643      |
| <b>TRELLICHERRY—</b>            |            |           |             |             |             |             |             |             |             |             |
| Merchandise                     | { Indian . | ..        | ..          | ..          | ..          | 28,67,078   | 26,51,969   | 22,50,368   | 19,35,808   | 14,57,262   |
|                                 | { Foreign. | 8,97,028  | 4,30,640    | 4,45,698    | 4,71,470    | 2,91,400    | 350         | ..          | ..          | ..          |
| TOTAL                           |            | 8,97,028  | 4,30,640    | 4,45,698    | 4,71,470    | 2,91,400    | 28,67,428   | 26,51,969   | 22,50,368   | 19,35,808   |
| <b>CANNANORE—</b>               |            |           |             |             |             |             |             |             |             |             |
| Merchandise                     | { Indian . | ..        | ..          | ..          | ..          | 1,03,482    | 1,85,574    | 91,045      | 63,960      | 3,620       |
|                                 | { Foreign. | 4,77,553  | 2,02,174    | 2,21,074    | 4,08,198    | 1,75,126    | ..          | ..          | ..          | ..          |
| TOTAL                           |            | 4,77,553  | 2,02,174    | 2,21,074    | 4,08,198    | 1,75,126    | 1,03,482    | 1,85,574    | 91,045      | 63,960      |
| <b>MANGALORE—</b>               |            |           |             |             |             |             |             |             |             |             |
| Merchandise                     | { Indian . | ..        | ..          | ..          | ..          | 1,00,05,883 | 1,02,75,706 | 1,07,98,492 | 91,92,478   | 1,16,55,070 |
|                                 | { Foreign. | 7,30,186  | 8,81,117    | 14,33,859   | 17,36,522   | 21,90,044   | 2,313       | ..          | 750         | ..          |
| TOTAL                           |            | 7,30,186  | 8,81,117    | 14,33,859   | 17,36,522   | 21,90,044   | 1,00,05,883 | 1,02,78,024 | 1,07,98,492 | 91,93,228   |
| <b>MALPE—</b>                   |            |           |             |             |             |             |             |             |             |             |
| Merchandise                     | { Indian . | ..        | ..          | ..          | ..          | 65,693      | 67,664      | 65,671      | 89,955      | 65,771      |
|                                 | { Foreign. | 1,727     | 3,138       | 2,162       | 7,512       | 33,357      | ..          | ..          | ..          | ..          |
| TOTAL                           |            | 1,727     | 3,138       | 2,162       | 7,512       | 33,357      | 65,693      | 67,664      | 65,671      | 89,955      |
| <b>COONDAPUR—</b>               |            |           |             |             |             |             |             |             |             |             |
| Merchandise                     | { Indian . | ..        | ..          | ..          | ..          | 11,310      | 3,600       | ..          | ..          | ..          |
|                                 | { Foreign. | 4,325     | 4,045       | ..          | 2,375       | 1,120       | ..          | ..          | ..          | ..          |
| TOTAL                           |            | 4,325     | 4,045       | ..          | 2,375       | 1,120       | 11,310      | 3,600       | ..          | ..          |
| <b>OTHER SUBORDINATE PORTS—</b> |            |           |             |             |             |             |             |             |             |             |
| Merchandise                     | { Indian . | ..        | ..          | ..          | ..          | 761         | 1,470       | 154         | ..          | 16          |
|                                 | { Foreign. | ..        | ..          | 2,200       | 100         | ..          | ..          | ..          | ..          | ..          |
| TOTAL                           |            | ..        | ..          | 2,200       | 100         | ..          | 761         | 1,470       | 154         | 16          |

MADRAS—BURMA

TRADE AT EACH PORT

No. 11—continued

VALUE of the TOTAL IMPORTS and EXPORTS of MERCHANDISE and TREASURE (exclusive of GOVERNMENT STORES and TREASURE), at each PORT in BRITISH INDIA, distinguishing INDIAN and FOREIGN MERCHANDISE EXPORTED, in each Official Year from 1931-32 to 1935-36—continued

| PORT                                   | IMPORTS             |                     |                     |                     |                     | EXPORTS             |                     |                     |                     |                     |
|--|---------------------|---------------------|---------------------|---------------------|---------------------|---------------------|---------------------|---------------------|---------------------|---------------------|
|  | 1931-32             | 1932-33             | 1933-34             | 1934-35             | 1935-36             | 1931-32             | 1932-33             | 1933-34             | 1934-35             | 1935-36             |
|  | ₹                   | ₹                   | ₹                   | ₹                   | ₹                   | ₹                   | ₹                   | ₹                   | ₹                   | ₹                   |
| <b>MADRAS—concluded</b>                |                     |                     |                     |                     |                     |                     |                     |                     |                     |                     |
| <b>TOTAL OF ALL SUBORDINATE PORTS—</b> |                     |                     |                     |                     |                     |                     |                     |                     |                     |                     |
| Merchandise                            | Indian              | ..                  | ..                  | ..                  | ..                  | 14,96,16,277        | 15,02,06,707        | 15,02,12,145        | 16,47,16,070        | 17,30,27,458        |
|  | Foreign             | 4,09,70,751         | 3,88,04,083         | 3,62,43,766         | 5,31,14,552         | 4,45,30,328         | 11,32,748           | 11,71,944           | 8,75,020            | 8,07,451            |
| Total                                  | 4,09,70,751         | 3,88,04,083         | 3,62,43,766         | 5,31,14,552         | 4,45,30,328         | 15,07,40,025        | 15,13,78,651        | 15,10,88,074        | 16,55,23,521        | 17,38,48,056        |
| Treasure                               | 1,21,71,127         | 51,60,642           | 49,79,402           | 35,50,524           | 33,13,302           | 290                 | 9,95,824            | ..                  | ..                  | 1,700               |
| <b>TOTAL</b>                           | <b>5,31,41,878</b>  | <b>4,39,64,725</b>  | <b>4,12,23,228</b>  | <b>5,66,65,076</b>  | <b>4,78,43,630</b>  | <b>15,07,40,319</b> | <b>15,23,74,475</b> | <b>15,10,88,074</b> | <b>16,55,23,521</b> | <b>17,38,49,756</b> |
| <b>TOTAL OF ALL PORTS IN MADRAS—</b>   |                     |                     |                     |                     |                     |                     |                     |                     |                     |                     |
| Merchandise                            | Indian              | ..                  | ..                  | ..                  | ..                  | 25,97,04,915        | 23,55,04,692        | 24,04,20,592        | 25,09,04,809        | 26,80,25,811        |
|  | Foreign             | 15,53,55,333        | 15,36,69,604        | 14,81,00,305        | 17,35,12,513        | 15,71,10,341        | 27,13,669           | 22,60,233           | 17,12,558           | 10,57,077           |
| Total                                  | 15,53,55,333        | 15,36,69,604        | 14,81,00,305        | 17,35,12,513        | 15,71,10,341        | 28,25,08,584        | 23,77,64,975        | 24,81,33,150        | 25,25,01,388        | 26,91,28,017        |
| Treasure                               | 1,39,78,408         | 63,11,351           | 50,00,987           | 39,55,890           | 37,45,414           | 58,31,107           | 4,87,41,748         | 3,82,40,286         | 1,45,91,862         | 37,52,900           |
| <b>TOTAL</b>                           | <b>16,93,33,741</b> | <b>16,00,80,955</b> | <b>15,31,01,292</b> | <b>17,74,68,403</b> | <b>16,08,55,755</b> | <b>29,83,39,691</b> | <b>28,65,06,723</b> | <b>28,63,73,436</b> | <b>26,71,53,738</b> | <b>27,28,81,013</b> |
| <b>BURMA—</b>                          |                     |                     |                     |                     |                     |                     |                     |                     |                     |                     |
| <b>RANGOON (Chief Port)—</b>           |                     |                     |                     |                     |                     |                     |                     |                     |                     |                     |
| Merchandise                            | Indian              | ..                  | ..                  | ..                  | ..                  | 19,50,53,738        | 16,58,90,051        | 14,85,42,936        | 14,73,09,002        | 17,35,77,919        |
|  | Foreign             | 10,40,66,647        | 10,60,78,621        | 8,46,83,897         | 9,70,44,476         | 10,72,83,549        | 10,23,477           | 8,84,073            | 8,81,979            | 8,21,057            |
| Total                                  | 10,40,66,647        | 10,60,78,621        | 8,46,83,897         | 9,70,44,476         | 10,72,83,549        | 10,60,82,265        | 16,67,74,124        | 14,94,24,215        | 14,82,20,059        | 17,44,83,441        |
| Treasure                               | 6,06,406            | 3,36,203            | 34,773              | 5,596               | 3,020               | 47,81,131           | 73,10,367           | 67,31,843           | 73,55,855           | 79,86,197           |
| <b>TOTAL</b>                           | <b>10,46,73,053</b> | <b>10,64,14,824</b> | <b>8,47,22,670</b>  | <b>9,76,50,072</b>  | <b>10,72,87,175</b> | <b>20,14,63,396</b> | <b>17,45,84,491</b> | <b>15,61,55,768</b> | <b>15,60,75,914</b> | <b>18,24,69,638</b> |
| <b>AKYAB—</b>                          |                     |                     |                     |                     |                     |                     |                     |                     |                     |                     |
| Merchandise                            | Indian              | ..                  | ..                  | ..                  | ..                  | 27,08,744           | 39,37,503           | 19,70,710           | 19,42,943           | 22,65,290           |
|  | Foreign             | 1,50,010            | 1,47,125            | 2,22,271            | 1,16,301            | 1,54,058            | ..                  | ..                  | 181                 | 216                 |
| <b>TOTAL</b>                           | <b>1,50,010</b>     | <b>1,47,125</b>     | <b>2,22,271</b>     | <b>1,16,301</b>     | <b>1,54,058</b>     | <b>27,08,744</b>    | <b>39,37,503</b>    | <b>19,70,710</b>    | <b>19,43,124</b>    | <b>22,65,506</b>    |
| <b>DARWIN—</b>                         |                     |                     |                     |                     |                     |                     |                     |                     |                     |                     |
| Merchandise                            | Indian              | ..                  | ..                  | ..                  | ..                  | 1,23,41,265         | 89,46,839           | 64,46,097           | 51,85,149           | 45,30,164           |
|  | Foreign             | ..                  | 2,925               | 22,927              | 41,980              | 323                 | 800                 | ..                  | ..                  | ..                  |
| <b>TOTAL</b>                           | <b>..</b>           | <b>2,925</b>        | <b>22,927</b>       | <b>41,980</b>       | <b>323</b>          | <b>1,23,41,265</b>  | <b>89,47,139</b>    | <b>64,46,097</b>    | <b>51,85,149</b>    | <b>45,30,164</b>    |
| <b>KYAUKPYU—</b>                       |                     |                     |                     |                     |                     |                     |                     |                     |                     |                     |
| Merchandise                            | Indian              | ..                  | ..                  | ..                  | ..                  | ..                  | 1,653               | 250                 | ..                  | ..                  |
|  | Foreign             | ..                  | ..                  | ..                  | ..                  | ..                  | ..                  | ..                  | ..                  | ..                  |
| <b>TOTAL</b>                           | <b>..</b>           | <b>..</b>           | <b>..</b>           | <b>..</b>           | <b>..</b>           | <b>..</b>           | <b>1,653</b>        | <b>250</b>          | <b>..</b>           | <b>..</b>           |
| <b>MARATI—</b>                         |                     |                     |                     |                     |                     |                     |                     |                     |                     |                     |
| Merchandise                            | Indian              | ..                  | ..                  | ..                  | ..                  | 10,43,981           | 6,94,104            | 13,91,606           | 29,54,726           | 38,58,246           |
|  | Foreign             | 1,53,989            | 1,52,823            | 1,97,684            | 3,36,403            | 3,54,303            | 2,764               | 3,180               | 1,953               | 3,533               |
| <b>TOTAL</b>                           | <b>1,53,989</b>     | <b>1,52,823</b>     | <b>1,97,684</b>     | <b>3,36,403</b>     | <b>3,54,303</b>     | <b>10,46,745</b>    | <b>6,98,284</b>     | <b>13,94,016</b>    | <b>29,56,684</b>    | <b>38,60,778</b>    |
| Treasure                               | ..                  | 5,131               | ..                  | 620                 | ..                  | ..                  | ..                  | ..                  | ..                  | ..                  |
| <b>TOTAL</b>                           | <b>1,53,989</b>     | <b>1,57,954</b>     | <b>1,97,684</b>     | <b>3,37,023</b>     | <b>3,54,303</b>     | <b>10,46,745</b>    | <b>6,98,284</b>     | <b>13,94,016</b>    | <b>29,56,684</b>    | <b>38,60,778</b>    |

VALUE of the TOTAL IMPORTS and EXPORTS of MERCHANDISE and TREASURE (exclusive of GOVERNMENT STORES and TREASURE), at each PORT in BRITISH INDIA, distinguishing INDIAN and FOREIGN MERCHANDISE EXPORTED, in each Official Year from 1931-32 to 1935-36—concluded

| PORT                                   | IMPORTS      |              |              |             |              | EXPORTS      |              |              |              |              |
|--|--------------|--------------|--------------|-------------|--------------|--------------|--------------|--------------|--------------|--------------|
|  | 1931-32      | 1932-33      | 1933-34      | 1934-35     | 1935-36      | 1931-32      | 1932-33      | 1933-34      | 1934-35      | 1935-36      |
|  | ₹            | ₹            | ₹            | ₹           | ₹            | ₹            | ₹            | ₹            | ₹            | ₹            |
| <b>BURMA—continued</b>                 |              |              |              |             |              |              |              |              |              |              |
| <b>MOULMAIN—</b>                       |              |              |              |             |              |              |              |              |              |              |
| Merchandise                            | Indian       | ..           | ..           | ..          | ..           | 1,24,60,912  | 81,59,469    | 86,66,961    | 76,24,154    | 57,08,919    |
|  | Foreign      | 2,66,919     | 2,50,756     | 2,35,642    | 2,80,804     | 2,56,008     | 7,648        | 2,524        | 3,099        | 1,479        |
| TOTAL                                  | 2,66,919     | 2,50,756     | 2,35,642     | 2,80,804    | 2,56,008     | 1,24,08,560  | 81,61,093    | 86,70,060    | 76,25,633    | 57,41,938    |
| Treasure                               | ..           | 4,096        | 531          | ..          | ..           | ..           | ..           | ..           | ..           | ..           |
| TOTAL                                  | 2,66,919     | 2,54,852     | 2,36,173     | 2,80,804    | 2,56,008     | 1,24,08,560  | 81,61,093    | 86,70,060    | 76,25,633    | 57,41,938    |
| <b>SANDOWAY—</b>                       |              |              |              |             |              |              |              |              |              |              |
| Merchandise                            | Indian       | ..           | ..           | ..          | ..           | ..           | ..           | 8,000        | 12,500       | 1,500        |
|  | Foreign      | ..           | 22,367       | ..          | 4,713        | 1,160        | ..           | ..           | ..           | ..           |
| TOTAL                                  | ..           | 22,367       | ..           | 4,713       | 1,160        | ..           | ..           | 8,000        | 12,500       | 1,500        |
| <b>TAVOY—</b>                          |              |              |              |             |              |              |              |              |              |              |
| Merchandise                            | Indian       | ..           | ..           | ..          | ..           | 40,51,132    | 35,63,932    | 56,92,967    | 78,01,056    | 92,98,908    |
|  | Foreign      | 3,39,729     | 2,60,347     | 2,65,832    | 5,17,554     | 5,27,115     | 7,265        | 5,000        | 4,129        | 2,485        |
| TOTAL                                  | 3,39,729     | 2,60,347     | 2,65,832     | 5,17,554    | 5,27,115     | 40,58,397    | 35,63,932    | 56,97,066    | 78,04,441    | 93,63,173    |
| <b>VICTORIA POINT—</b>                 |              |              |              |             |              |              |              |              |              |              |
| Merchandise                            | Indian       | ..           | ..           | ..          | ..           | 1,10,570     | 93,164       | 2,33,589     | 2,81,580     | 3,60,350     |
|  | Foreign      | 27,919       | 16,822       | 18,628      | 36,338       | 32,337       | 5,839        | 491          | 1,493        | 43,017       |
| TOTAL                                  | 27,919       | 16,822       | 18,628       | 36,338      | 32,337       | 1,10,499     | 93,675       | 2,36,082     | 3,24,597     | 3,01,448     |
| <b>TOTAL OF ALL SUBORDINATE PORTS—</b> |              |              |              |             |              |              |              |              |              |              |
| Merchandise                            | Indian       | ..           | ..           | ..          | ..           | 3,26,56,604  | 2,53,96,684  | 2,49,10,170  | 2,58,08,008  | 2,69,13,377  |
|  | Foreign      | 10,33,546    | 9,53,165     | 9,63,034    | 18,34,593    | 14,25,301    | 23,516       | 10,553       | 11,131       | 49,120       |
| TOTAL                                  | 10,33,546    | 9,53,165     | 9,63,034     | 18,34,593   | 14,25,301    | 3,26,80,120  | 2,54,07,239  | 2,49,21,301  | 2,59,42,128  | 2,69,60,501  |
| Treasure                               | ..           | 9,227        | 531          | 620         | ..           | ..           | ..           | ..           | ..           | ..           |
| TOTAL                                  | 10,33,546    | 9,62,392     | 9,63,565     | 18,35,213   | 14,25,301    | 3,26,80,120  | 2,54,07,239  | 2,49,21,301  | 2,59,42,128  | 2,69,60,501  |
| <b>TOTAL OF ALL PORTS IN BURMA—</b>    |              |              |              |             |              |              |              |              |              |              |
| Merchandise                            | Indian       | ..           | ..           | ..          | ..           | 22,83,10,392 | 19,12,86,785 | 17,34,53,106 | 17,82,92,010 | 19,95,91,296 |
|  | Foreign      | 10,50,45,193 | 10,70,31,786 | 8,56,51,931 | 9,83,79,069  | 10,37,08,850 | 10,61,093    | 8,94,623     | 8,92,410     | 8,70,177     |
| TOTAL                                  | 10,50,45,193 | 10,70,31,786 | 8,56,51,931  | 9,83,79,069 | 10,37,08,850 | 22,93,62,365 | 19,31,31,303 | 17,43,45,516 | 17,41,62,197 | 20,65,43,942 |
| Treasure                               | 6,05,406     | 3,45,430     | 35,309       | 6,216       | 3,026        | 47,91,181    | 78,10,367    | 67,31,543    | 78,65,355    | 79,86,167    |
| TOTAL                                  | 10,56,50,599 | 10,73,77,216 | 8,56,87,240  | 9,83,85,285 | 10,37,12,476 | 23,41,43,516 | 19,99,91,730 | 18,10,77,059 | 18,20,18,642 | 20,85,30,139 |

PRINCIPAL IMPORTS into, and EXPORTS from, the CHIEF PORTS of each of the PROVINCES of BRITISH INDIA  
in each Official Year from 1931-32 to 1935-36

IMPORTS

| PRINCIPAL AND OTHER ARTICLES                                       | QUANTITY  |           |           |           |           | VALUE     |           |           |           |           |
|--|-----------|-----------|-----------|-----------|-----------|-----------|-----------|-----------|-----------|-----------|
|  | 1931-32   | 1932-33   | 1933-34   | 1934-35   | 1935-36   | 1931-32   | 1932-33   | 1933-34   | 1934-35   | 1935-36   |
|  |           |           |           |           |           | ₹         | ₹         | ₹         | ₹         | ₹         |
| <b>BENGAL—</b>   |           |           |           |           |           |           |           |           |           |           |
| <b>CALCUTTA—</b>   |           |           |           |           |           |           |           |           |           |           |
| Animals, living—   |           |           |           |           |           |           |           |           |           |           |
| Horses . . . No.   | 2,143     | 73        | 1,288     | 661       | 276       | 22,04,505 | 1,36,531  | 13,04,800 | 9,08,579  | 3,59,348  |
| Other kinds . . . "  | 1,979     | 682       | 1,188     | 839       | 1,009     | 40,803    | 72,816    | 41,292    | 40,227    | 44,127    |
| Total of Animals, living "   | 4,122     | 755       | 2,476     | 1,600     | 1,285     | 22,45,308 | 2,09,347  | 13,46,092 | 9,48,816  | 4,03,475  |
| Apparel (excluding hosiery and boots and shoes)—                   |           |           |           |           |           |           |           |           |           |           |
| Apparel (including drapery, uniforms, and accoutrements) (a) Value | —         | —         | —         | —         | —         | 12,01,611 | 9,08,536  | 7,81,702  | —         | 13,08,005 |
| Cotton knitted fabrics (b) Lbs.                                    | —         | —         | —         | 4,676     | —         | —         | —         | —         | 4,630     | —         |
| Woolen knitted apparel (b) "                                       | —         | —         | —         | 38,935    | —         | —         | —         | —         | 1,20,871  | —         |
| Others (b) Value   | —         | —         | —         | —         | —         | —         | —         | —         | 9,84,067  | —         |
| Gold and silver thread "   | —         | —         | —         | —         | —         | 71,338    | 75,518    | 34,794    | 29,835    | 41,817    |
| Hats, caps, bonnets, and hatter's ware "                           | —         | —         | —         | —         | —         | 3,60,323  | 2,48,403  | 4,04,677  | 3,60,217  | 3,91,288  |
| Lametta . . . Lbs.   | 26,361    | 52,244    | 36,243    | 29,236    | 43,464    | 39,016    | 80,133    | 49,882    | 38,274    | 59,956    |
| Second-hand clothing Value   | —         | —         | —         | —         | —         | 2,40,223  | 1,36,969  | 2,26,468  | 2,64,484  | 2,60,775  |
| Water-proofed clothing "   | —         | —         | —         | —         | —         | 24,589    | 20,172    | 28,308    | 66,411    | 37,902    |
| Total of Apparel . . "   | —         | —         | —         | —         | —         | 19,48,040 | 14,64,871 | 15,35,881 | 18,74,789 | 21,58,648 |
| Arms, ammunition, and military stores—                             |           |           |           |           |           |           |           |           |           |           |
| Cartridge cases—   |           |           |           |           |           |           |           |           |           |           |
| Filed—   |           |           |           |           |           |           |           |           |           |           |
| Shot gun cartridges filled . . . No.                               | 1,490,275 | 18,67,206 | 1,250,225 | 1,781,643 | 2,125,589 | 1,02,095  | 1,21,742  | 79,894    | 1,19,588  | 1,40,475  |
| Rifle and other cartridges filled "                                | 1,944,538 | 1,380,403 | 1,684,089 | 898,564   | 865,646   | 1,28,601  | 83,660    | 1,09,226  | 52,884    | 48,034    |
| Empty . . . "  | 685,768   | 793,465   | 604,707   | 692,426   | 643,009   | 21,398    | 21,079    | 17,868    | 21,086    | 18,084    |
| Explosives—  |           |           |           |           |           |           |           |           |           |           |
| Blasting fuse { Lbs. No. of coils                                  | 281,028   | 202,673   | 225,287   | 275,192   | 331,137   | 1,95,372  | 1,24,147  | 1,45,109  | 1,86,465  | 2,38,512  |
| Blasting gelatine Lbs.   | 59        | 10,000    | 5,100     | 35,000    | 5,000     | 43        | 8,570     | 4,872     | 29,978    | 4,251     |
| Dynamite . . . "   | 110,000   | 80,000    | 75,000    | 153,394   | 163,925   | 79,536    | 21,670    | 54,225    | 1,10,374  | 1,20,247  |
| Gelatine dynamite "  | 560,200   | 390,000   | 420,000   | 613,750   | 471,200   | 4,00,244  | 2,69,206  | 2,92,061  | 4,26,372  | 3,24,397  |
| Detonators . . . No.   | 2,322,000 | 883,000   | 1,685,000 | 2,470,000 | 2,945,500 | 1,03,268  | 26,288    | 47,551    | 59,829    | 61,469    |
| Others . . . Lbs.  | 100,900   | 97,250    | 82,250    | 78,800    | 94,270    | 57,507    | 55,144    | 47,451    | 45,301    | 58,306    |
| Fire-arms, and parts thereof—                                      |           |           |           |           |           |           |           |           |           |           |
| Fire-arms . . . No.  | 2,783     | 2,501     | 1,984     | 1,502     | 1,631     | 4,01,262  | 1,68,420  | 1,48,858  | 1,22,186  | 1,60,363  |
| Parts of fire-arms . Value   | —         | —         | —         | —         | —         | 31,271    | 9,345     | 7,117     | 761       | 7,011     |
| Gunpowder—   |           |           |           |           |           |           |           |           |           |           |
| Black . . . Lbs.   | 21,300    | 19,875    | 17,300    | 23,925    | 42,925    | 21,255    | 20,370    | 18,361    | 19,420    | 26,468    |
| Smokeless . . . "  | 8,580     | 1,885     | 5,455     | 5,330     | 8,150     | 19,600    | 5,698     | 14,368    | 8,183     | 17,777    |
| Other sorts . . . Value  | —         | —         | —         | —         | —         | 1,51,926  | 20,881    | 17,678    | 18,282    | 14,586    |
| Total of Arms, etc. . . "  | —         | —         | —         | —         | —         | 17,13,283 | 9,66,210  | 9,98,634  | 12,20,607 | 12,86,830 |
| Art. works of (other than pictures) . . "                          | —         | —         | —         | —         | —         | 34,849    | 49,388    | 41,013    | 43,512    | 53,977    |
| Asbestos—  |           |           |           |           |           |           |           |           |           |           |
| Raw . . . Owt.   | ..        | ..        | ..        | 4,929     | 17,419    | ..        | ..        | ..        | 41,904    | 1,78,525  |
| Manufactures—  |           |           |           |           |           |           |           |           |           |           |
| Asbestos packing Value   | —         | —         | —         | —         | —         | 66,212    | 86,039    | 71,462    | 66,119    | 50,765    |
| Sheets, slates etc. of asbestos cement (c) Tons                    | —         | —         | 1,296     | 1,800     | 208       | —         | —         | 1,47,785  | 1,89,230  | 34,452    |
| Other Manufactures Value   | —         | —         | —         | —         | —         | 5,00,944  | 3,91,072  | 3,24,595  | 3,77,949  | 3,33,234  |
| Baskets and basket ware . . . "                                    | —         | —         | —         | —         | —         | ..        | ..        | ..        | ..        | 1,68 1    |
| Belting for machinery—   |           |           |           |           |           |           |           |           |           |           |
| Of cotton . . . "  | —         | —         | —         | —         | —         | 2,11,490  | 3,28,628  | 2,74,156  | 3,07,285  | 3,46,322  |
| .. leather . . . "   | —         | —         | —         | —         | —         | 3,75,876  | 4,94,108  | 5,08,788  | 5,50,398  | 6,60,596  |
| .. other materials "   | —         | —         | —         | —         | —         | 6,85,268  | 7,83,830  | 7,12,592  | 6,91,426  | 9,41,787  |
| Total of Belting, etc. . . "                                       | —         | —         | —         | —         | —         | 12,72,634 | 16,01,566 | 14,90,481 | 15,49,104 | 19,48,705 |
| Bobbins . . . . "  | —         | —         | —         | —         | —         | 3,54,121  | 3,41,422  | 3,46,454  | 3,58,581  | 5,87,998  |

(a) Sub-divided into three heads in 1934-35, recombined in 1935-36.  
 (b) Separately recorded from 1934-35, dropped in 1935-36.  
 (c) New sub-heads opened from 1933-34.  
 \* Inclusive of imports by postal packets referred to Collectors of Customs for assessment.

No. 12—continued  
IMPORTS—continued

| PRINCIPAL AND OTHER ARTICLES   | QUANTITY  |           |           |           |           | VALUE     |           |           |           |           |
|--|-----------|-----------|-----------|-----------|-----------|-----------|-----------|-----------|-----------|-----------|
|  | 1931-32   | 1932-33   | 1933-34   | 1934-35   | 1935-36   | 1931-32   | 1932-33   | 1933-34   | 1934-35   | 1935-36   |
| <b>BENGAL—continued</b><br><b>CALCUTTA—continued</b>   |           |           |           |           |           | R         | R         | R         | R         | R         |
| Books, printed, and printed matter (not being stationery), including maps and charts . . . Cwts. | 10,545    | 9,691     | 10,064    | 11,118    | 10,402    | 21,12,050 | 17,73,280 | 18,84,585 | 19,58,384 | 20,51,866 |
| Boots and Shoes—<br>All leather . . . Pairs  | 83,050    | 254,598   | 193,039   | 161,036   | 177,293   | 3,02,840  | 7,85,342  | 5,82,008  | 4,65,107  | 4,59,771  |
| Rubber soled—<br>With canvas uppers . . . "  | 3,453,894 | 3,221,292 | 3,487,184 | 1,593,392 | 1,053,992 | 21,36,112 | 14,66,007 | 16,83,378 | 8,84,814  | 6,13,252  |
| With uppers of leather or other materials . . . "  | 895       | 6,252     | 74,826    | 148,090   | 17,347    | 473       | 7,054     | 55,949    | 83,270    | 38,558    |
| All rubber . . . "   | 1,415,056 | 581,153   | 603,951   | 595,489   | 318,562   | 5,70,723  | 2,52,929  | 2,81,056  | 2,82,078  | 1,51,910  |
| Of other materials . . . "   | 68,771    | 123,793   | 222,689   | 30,822    | 85,630    | 1,19,640  | 2,03,964  | 1,61,921  | 52,926    | 58,947    |
| Total of Boots and Shoes . . . "   | 5,022,566 | 4,187,088 | 4,581,689 | 2,528,879 | 1,602,124 | 31,29,793 | 26,70,296 | 27,64,312 | 17,68,195 | 13,62,488 |
| Bristles and fibre for Brushes and Brooms . . . Cwts.  | 149       | 196       | 104       | 191       | 120       | 5,146     | 7,677     | 3,469     | 7,825     | 4,933     |
| Brushes and Brooms—  |           |           |           |           |           |           |           |           |           |           |
| Brushes—<br>Paint and Varnish Brushes . . . Dozs.  | 6,053     | 24,934    | 19,861    | 15,710    | 19,781    | 61,416    | 58,724    | 62,110    | 94,829    | 72,847    |
| Toilet Brushes . . . "   | 60,020    | 187,667   | 82,955    | 195,795   | 106,617   | 1,06,510  | 2,36,522  | 1,11,507  | 1,91,302  | 1,30,508  |
| Other . . . "  | 40,108    | 29,827    | 88,070    | 78,733    | 88,447    | 72,945    | 56,050    | 86,716    | 1,50,057  | 1,59,399  |
| Brooms . . . "   | 30        | 371       | 447       | 437       | 405       | 1,111     | 3,182     | 3,325     | 3,776     | 4,652     |
| Total of Brushes and Brooms . . . "  | 106,261   | 342,819   | 140,833   | 290,725   | 210,200   | 2,21,982  | 3,54,478  | 2,62,558  | 4,40,564  | 3,67,406  |
| Building and Building materials (other than iron, steel, or wood)—                               |           |           |           |           |           |           |           |           |           |           |
| Asphalt . . . Tons   | 8,643     | 14,268    | 9,122     | 7,642     | 13,358    | 6,91,869  | 10,43,015 | 6,65,217  | 5,10,304  | 7,80,575  |
| Bricks—<br>Bricks, other than Fire bricks . . . No.  | 5,036     | 13,424    | 103       | 366       | 5,832     | 1,297     | 3,045     | 399       | 1,175     | 2,279     |
| Fire bricks . . . "  | 6,028     | 14,492    | 7,435     | 5,236     | 6,024     | 4,265     | 3,801     | 3,164     | 2,209     | 2,912     |
| Cement—<br>Portland . . . Tons   | 8,530     | 11,297    | 8,416     | 5,625     | 4,113     | 2,88,274  | 2,43,358  | 2,39,037  | 1,67,015  | 1,18,676  |
| Other kinds . . . "  | 357       | 670       | 207       | 264       | 294       | 58,427    | 42,630    | 55,206    | 85,188    | 60,797    |
| Chalk and lime (excluding French Chalk) . . . Cwts.  | 21,304    | 25,374    | 28,393    | 48,535    | 64,599    | 33,576    | 36,464    | 57,676    | 96,399    | 1,10,340  |
| Clay . . . "   | 299       | 2,050     | 1,880     | 2,231     | 5,979     | 1,264     | 10,934    | 10,097    | 8,553     | 24,051    |
| Tiles . . . No.  | 1,289,604 | 1,292,343 | 2,217,744 | 2,404,752 | 2,526,058 | 2,62,569  | 2,76,870  | 2,99,200  | 2,25,360  | 3,09,355  |
| Other kinds . . . Cwts.  | 35,058    | 30,953    | 27,492    | 26,924    | 43,543    | 3,18,721  | 3,29,933  | 3,12,668  | 2,83,235  | 3,90,707  |
| Total of Building, etc. Value  | —         | —         | —         | —         | —         | 16,35,252 | 19,00,750 | 16,42,679 | 13,80,323 | 18,08,692 |
| Buttons of all sorts—<br>Metal . . . "   | —         | —         | —         | —         | —         | 1,51,344  | 2,77,300  | 2,32,043  | 2,32,674  | 2,57,634  |
| Other sorts . . . "  | —         | —         | —         | —         | —         | 3,34,166  | 5,98,655  | 3,89,603  | 6,14,153  | 6,08,194  |
| Total of Buttons of all sorts . . . "  | —         | —         | —         | —         | —         | 4,85,510  | 8,75,955  | 6,21,646  | 8,46,827  | 8,65,828  |
| Candles of all kinds . . . Lbs.  | 116,936   | 99,355    | 30,742    | 100,153   | 64,218    | 30,470    | 29,738    | 10,572    | 25,455    | 15,745    |
| Canes and Battans . . . Cwts.  | 3,953     | 4,576     | 3,608     | 4,177     | 4,722     | 65,991    | 81,464    | 54,607    | 77,733    | 74,737    |
| Chalk, French . . . "  | —         | —         | —         | —         | 90        | —         | —         | —         | —         | 966       |
| Chemicals and chemical preparations (excluding chemical manures and medicines)—                  |           |           |           |           |           |           |           |           |           |           |
| Acids—<br>Acetic (pyroigneous) . . . Cwts.   | 547       | 630       | 1,029     | 1,161     | 1,328     | 16,159    | 18,352    | 32,415    | 41,344    | 41,428    |
| Carbolic . . . "   | 343       | 245       | 372       | 350       | 441       | 15,312    | 14,314    | 25,511    | 16,962    | 26,159    |
| Citric . . . "   | 337       | 386       | 768       | 763       | 1,502     | 26,656    | 26,346    | 36,255    | 35,774    | 85,454    |
| Hydrochloric . . . "   | —         | —         | —         | —         | 147       | —         | —         | —         | —         | 5,455     |
| Nitric . . . "   | 1,230     | 819       | 804       | 295       | 395       | 21,580    | 18,448    | 14,191    | 4,807     | 6,707     |
| Oxalic . . . "   | 101       | 150       | 476       | 302       | 355       | 3,050     | 4,106     | 14,610    | 10,460    | 30,231    |
| Sulphuric . . . "  | 226       | 429       | 882       | 174       | 1,316     | 3,549     | 4,474     | 7,808     | 3,122     | 10,042    |
| Tartaric . . . "   | 493       | 387       | 209       | 603       | 321       | 41,127    | 31,499    | 13,906    | 37,249    | 19,319    |
| Other sorts . . . "  | 1,259     | 2,929     | 7,534     | 4,947     | 3,816     | 62,534    | 84,287    | 1,15,080  | 1,09,072  | 92,759    |
| Alum . . . "   | 246       | 3,911     | 122       | 202       | 261       | 1,647     | 14,916    | 1,415     | 1,849     | 2,915     |
| Aluminous sulphates . . . "  | 28,438    | 18,323    | 9,373     | 12,762    | 10,861    | 88,637    | 44,475    | 20,148    | 35,447    | 20,173    |
| Ammonia and salts thereof—<br>Anhydrous . . . "  | 724       | 882       | 690       | 808       | 906       | 31,545    | 1,08,824  | 93,697    | 1,09,155  | 1,23,006  |
| Others . . . "   | 15,136    | 20,051    | 21,603    | 27,461    | 28,413    | 2,98,493  | 3,49,823  | 3,40,259  | 3,89,314  | 3,64,220  |
| Arsenic and its oxides . . . "   | 797       | 918       | 1,140     | 1,184     | 1,460     | 24,320    | 21,560    | 26,503    | 29,017    | 29,733    |



No. 12—continued  
IMPORTS—continued

| PRINCIPAL AND OTHER ARTICLES  | QUANTITY |         |         |         |         | VALUE     |             |             |             |             |
|---|----------|---------|---------|---------|---------|-----------|-------------|-------------|-------------|-------------|
|   | 1931-32  | 1932-33 | 1933-34 | 1934-35 | 1935-36 | 1931-32   | 1932-33     | 1933-34     | 1934-35     | 1935-36     |
| BENGAL—continued  |          |         |         |         |         |           |             |             |             |             |
| CALCUTTA—continued  |          |         |         |         |         |           |             |             |             |             |
| Chemicals and Chemical preparations—contd.  |          |         |         |         |         |           |             |             |             |             |
| Bleaching materials—  |          |         |         |         |         |           |             |             |             |             |
| Bleaching powder (including chloride of lime) Cwts.   | 60,173   | 57,113  | 67,797  | 83,610  | 97,065  | 3,67,143  | 3,45,938    | 3,04,870    | 4,48,626    | 4,04,599    |
| Other sorts . . . "   | 104      | 5,610   | ..      | ..      | 200     | 6,754     | 40,622      | ..          | ..          | 1,331       |
| Carbide of Calcium . . . "  | 31,391   | 29,872  | 29,907  | 34,574  | 35,951  | 4,03,402  | 4,08,821    | 3,91,317    | 4,10,241    | 3,52,212    |
| Coppers . . . "   | 240      | 4,395   | 2,739   | 32      | 28      | 5,002     | 11,301      | 7,364       | 1,934       | 1,140       |
| Copper sulphate . . . "   | 3,234    | 4,532   | 4,056   | 4,490   | 7,522   | 53,963    | 57,107      | 50,704      | 56,594      | 91,980      |
| Disinfectants—  |          |         |         |         |         |           |             |             |             |             |
| Naphthalene . . . "   | 2,633    | 2,679   | 3,704   | 4,272   | 1,105   | 26,717    | 32,715      | 42,552      | 47,219      | 11,684      |
| Others . . . "  | 6,205    | 4,748   | 3,016   | 3,665   | 3,511   | 1,56,629  | 1,78,001    | 1,01,049    | 1,30,045    | 1,38,930    |
| Glycerine . . . "   | 3,167    | 4,950   | 5,833   | 4,943   | 4,312   | 1,08,979  | 1,52,524    | 1,34,432    | 1,67,565    | 1,99,996    |
| Lead Compounds—   |          |         |         |         |         |           |             |             |             |             |
| Acetate . . . "   | ..       | ..      | ..      | ..      | 15      | ..        | ..          | ..          | ..          | 299         |
| Litharge . . . "  | ..       | ..      | ..      | ..      | 467     | ..        | ..          | ..          | ..          | 7,244       |
| Others . . . "  | ..       | ..      | ..      | ..      | 892     | ..        | ..          | ..          | ..          | 20,784      |
| Magnesium Compounds—  |          |         |         |         |         |           |             |             |             |             |
| Chloride . . . "  | 6,711    | 5,913   | 5,924   | 5,139   | 3,955   | 19,492    | 19,192      | 19,817      | 16,530      | 11,894      |
| Sulphate . . . "  | 4,579    | 2,812   | 5,333   | 2,634   | 3,900   | 18,750    | 12,835      | 17,117      | 8,374       | 11,921      |
| Others . . . "  | 268      | 122     | 2,696   | 3,996   | 10,415  | 1,060     | 2,568       | 23,919      | 1,24,577    | 2,01,634    |
| Potassium compounds—  |          |         |         |         |         |           |             |             |             |             |
| Bichromate . . . "  | 2,226    | 1,816   | 2,199   | 1,905   | 2,674   | 73,251    | 58,373      | 75,730      | 57,175      | 71,175      |
| Chlorate . . . "  | 10,130   | 16,227  | 10,131  | 11,136  | 17,768  | 2,35,552  | 4,43,117    | 5,16,142    | 2,51,677    | 3,66,516    |
| Cyanide of potassium . . "  | ..       | ..      | ..      | ..      | 90      | ..        | ..          | ..          | ..          | 8,055       |
| Other sorts . . . "   | 2,944    | 3,890   | 3,365   | 4,194   | 3,392   | 1,67,926  | 1,47,069    | 1,12,214    | 1,63,259    | 1,18,898    |
| Soda compounds—   |          |         |         |         |         |           |             |             |             |             |
| Sodium bicarbonate  | 27,580   | 30,739  | 34,655  | 29,564  | 35,386  | 2,23,544  | 2,40,879    | 2,51,187    | 2,24,353    | 2,42,633    |
| Sodium Bichromate . . "   | 943      | 1,309   | 3,509   | 4,430   | 4,177   | 21,317    | 54,614      | 1,08,453    | 1,18,499    | 1,01,799    |
| Borax . . . "   | 9,437    | 16,593  | 6,915   | 15,933  | 13,154  | 1,02,280  | 1,75,870    | 67,807      | 1,48,845    | 1,58,059    |
| Sodium carbonate  | 563,351  | 598,097 | 603,897 | 651,289 | 686,324 | 34,87,574 | 38,42,521   | 35,87,248   | 38,40,338   | 37,12,656   |
| Sodium cyanide . . . "  | ..       | ..      | ..      | ..      | ..      | ..        | ..          | ..          | ..          | 23          |
| Caustic Soda . . . "  | 89,170   | 72,542  | 105,633 | 123,672 | 139,711 | 10,12,723 | 8,42,223    | 12,07,654   | 14,42,827   | 13,95,222   |
| Sodium Silicate . . . "   | 5,817    | 900     | 7,679   | 10,537  | 14,616  | 42,463    | 7,545       | 58,494      | 65,753      | 82,913      |
| Sodium Sulphate . . . "   | ..       | ..      | ..      | ..      | 606     | ..        | ..          | ..          | ..          | 3,653       |
| Sodium Sulphide . . . "   | 4,502    | 5,636   | 5,934   | 6,723   | 10,577  | 34,096    | 36,764      | 29,763      | 33,927      | 57,766      |
| Other sorts . . . "   | 4,613    | 7,030   | 7,853   | 15,326  | 12,940  | 48,142    | 1,06,889    | 1,70,925    | 2,35,370    | 2,81,533    |
| Sulphur . . . "   | 195,506  | 225,590 | 263,140 | 279,524 | 343,711 | 9,82,692  | 12,13,930   | 12,47,329   | 11,31,749   | 13,22,122   |
| Zinc compounds—   |          |         |         |         |         |           |             |             |             |             |
| Chloride . . . "  | 3,205    | 1,921   | 3,627   | 3,937   | 4,544   | 39,157    | 22,636      | 39,964      | 35,645      | 33,074      |
| Others . . . "  | 20       | 642     | 3,176   | 20,368  | 30,434  | 362       | 9,469       | 47,044      | 2,82,350    | 4,11,071    |
| Other sorts * of chemicals . . Value  | —        | —       | —       | —       | —       | 13,18,970 | 14,97,041   | 13,86,956   | 14,52,096   | 17,92,717   |
| Total of Chemicals, etc. . . "  | —        | —       | —       | —       | —       | 97,42,580 | 1,05,02,013 | 1,03,37,899 | 1,17,75,225 | 1,25,71,672 |
| China clay . . . Cwts.  | 26,891   | 20,387  | 24,171  | 35,939  | 31,724  | 77,300    | 64,699      | 76,552      | 1,14,473    | 1,04,531    |
| Chinese and Japanese ware (including lacquered ware, but excluding earthenware and porcelain) . . Value | —        | —       | —       | —       | —       | 4,132     | 1,070       | 5,528       | 33,742      | 19,655      |
| Clocks and Watches and parts thereof—   |          |         |         |         |         |           |             |             |             |             |
| Clocks and time-pieces . . . No.  | 97,417   | 118,866 | 170,049 | 138,512 | 166,603 | 2,65,793  | 2,93,643    | 3,76,229    | 3,74,129    | 4,14,351    |
| Watches . . . "   | 35,010   | 9,733   | 13,360  | 16,265  | 13,109  | 65,150    | 25,130      | 24,631      | 35,642      | 31,567      |
| Parts of clocks and watches . . . Value   | —        | —       | —       | —       | —       | 11,613    | 16,569      | 11,904      | 17,723      | 22,607      |
| Total of Clocks and Watches, etc. . . "   | —        | —       | —       | —       | —       | 3,42,501  | 3,40,351    | 4,12,814    | 4,27,494    | 4,69,225    |
| Coal and coke—  |          |         |         |         |         |           |             |             |             |             |
| Coal . . . Tons   | 1,395    | 675     | 353     | 1,172   | 592     | 17,947    | 5,750       | 4,211       | 10,627      | 2,502       |
| Coffee other than roasted or ground . . . Cwts.   | 300      | ..      | ..      | ..      | ..      | 13,432    | ..          | ..          | ..          | ..          |
| Colr—   |          |         |         |         |         |           |             |             |             |             |
| Unmanufactured . . . Tons   | 309      | 422     | 374     | 395     | 333     | 24,566    | 32,791      | 26,007      | 23,934      | 27,691      |
| Manufactured (excluding rope and belting) . . . "   | 2        | ..      | ..      | 3       | 5       | 605       | 12          | 273         | 733         | 615         |
| Total of Colr . . . "   | 311      | 422     | 374     | 398     | 338     | 25,171    | 32,803      | 26,280      | 24,667      | 28,306      |
| Coral . . . Lbs.  | 59       | 253     | 131     | 269     | 521     | 333       | 1,761       | 2,322       | 3,724       | 14,261      |
| Cocoyage and Rope of vegetable fibre, (excluding jute and cotton) . . . Cwts.                           | 5,453    | 3,616   | 4,353   | 6,037   | 6,972   | 2,03,733  | 1,34,423    | 1,57,324    | 1,31,361    | 2,62,920    |
| Cork manufactures . . . "   | 1,249    | 1,613   | 2,617   | 2,314   | 2,304   | 1,21,936  | 1,77,957    | 2,22,539    | 3,09,077    | 3,24,721    |
| Cutlery—  |          |         |         |         |         |           |             |             |             |             |
| Pruning knives . . . Value  | —        | —       | —       | —       | —       | 67,203    | 96,304      | 91,320      | 1,33,162    | 1,05,474    |
| Other kinds . . . "   | —        | —       | —       | —       | —       | 6,04,533  | 6,40,365    | 6,45,211    | 7,07,663    | 7,53,436    |
| Total of Cutlery . . . "  | —        | —       | —       | —       | —       | 6,71,736  | 7,37,169    | 7,36,531    | 8,40,825    | 8,58,910    |

No. 12—continued  
IMPORTS—continued

| PRINCIPAL AND OTHER ARTICLES  | QUANTITY  |         |         |         |         | VALUE     |           |           |           |           |
|---|-----------|---------|---------|---------|---------|-----------|-----------|-----------|-----------|-----------|
|   | 1931-32   | 1932-33 | 1933-34 | 1934-35 | 1935-36 | 1931-32   | 1932-33   | 1933-34   | 1934-35   | 1935-36   |
| <b>BENGAL—continued</b>   |           |         |         |         |         |           |           |           |           |           |
| <b>CALCUTTA—continued</b>   |           |         |         |         |         |           |           |           |           |           |
| Drugs and Medicines (excluding chemicals and Narcotics)—                              |           |         |         |         |         |           |           |           |           |           |
| Camphor . . . . . Lbs.  | 358,740   | 279,438 | 358,088 | 375,704 | 445,996 | 5,02,540  | 3,93,552  | 5,56,331  | 4,20,672  | 4,48,529  |
| Cocaine . . . . . Ozs.  | ..        | ..      | ..      | 530     | 633     | ..        | ..        | ..        | 14,824    | 14,107    |
| Codliver oil . . . . . Lbs.   | 32,407    | 52,470  | 28,961  | 20,996  | 18,420  | 11,701    | 21,877    | 12,401    | 12,493    | 11,566    |
| Morphia . . . . . Ozs.  | ..        | ..      | ..      | 519     | 453     | ..        | ..        | ..        | 20,554    | 15,446    |
| Preparations of Opium and Morphia . . . . . Value                                     | —         | —       | —       | —       | —       | 13,725    | 33,486    | 28,791    | 9,643     | 16,520    |
| Proprietary and patent medicines . . . . . Value                                      | —         | —       | —       | —       | —       | 9,12,462  | 5,86,449  | 4,84,698  | 5,16,587  | 5,91,562  |
| Quinine salts—  |           |         |         |         |         |           |           |           |           |           |
| Quinine sulphate or bisulphate . . . . . Lbs.   | 48,779    | 45,132  | 50,856  | 82,284  | 24,460  | 10,37,564 | 9,59,168  | 11,37,540 | 7,43,862  | 6,19,690  |
| Quinine hydrochloride or dihydrochloride . . . . . Value                              | 8,577     | 12,247  | 10,832  | 7,137   | 9,139   | 2,66,296  | 3,42,833  | 3,43,859  | 2,34,076  | 3,03,559  |
| Other sorts . . . . . Value   | 14,718    | 7,649   | 16,499  | 14,137  | 12,900  | 3,13,183  | 2,42,407  | 4,58,705  | 2,87,896  | 2,92,403  |
| Total of Quinine salts . . . . . Value  | 72,074    | 65,028  | 78,187  | 103,558 | 46,499  | 16,17,013 | 15,44,408 | 19,40,104 | 12,85,824 | 12,20,661 |
| Sarsaparilla ] . . . . . Value  | ..        | ..      | ..      | ..      | ..      | ..        | ..        | ..        | ..        | 7,761     |
| Saccharin . . . . . Lbs.  | 7,090     | 5,993   | 5,833   | 3,557   | 11,302  | 34,093    | 27,042    | 29,923    | 21,081    | 55,831    |
| Storax . . . . . Value  | ..        | ..      | ..      | ..      | 26,214  | ..        | ..        | ..        | ..        | 7,014     |
| Other sorts of drugs and medicines . . . . . Value                                    | —         | —       | —       | —       | —       | 34,40,570 | 33,04,502 | 38,00,291 | 38,45,048 | 43,31,552 |
| Total of Drugs, and Medicines . . . . . Value   | —         | —       | —       | —       | —       | 65,32,104 | 62,11,315 | 69,49,534 | 61,06,726 | 67,73,548 |
| Dyeing and Tanning substances—  |           |         |         |         |         |           |           |           |           |           |
| Barks for tanning . . . . . Cwts.   | ..        | ..      | ..      | ..      | 721     | ..        | ..        | ..        | ..        | 3,436     |
| Cutch and gambler . . . . . Value   | 32,900    | 33,967  | 29,051  | 23,854  | 33,360  | 5,49,890  | 5,39,121  | 3,78,356  | 3,67,365  | 4,43,768  |
| Cochineal . . . . . Value   | ..        | ..      | ..      | ..      | 1       | ..        | ..        | ..        | ..        | 309       |
| Dyes obtained from coal tar—  |           |         |         |         |         |           |           |           |           |           |
| Alizarine—  |           |         |         |         |         |           |           |           |           |           |
| Alizarine dry not exceeding 40 per cent. . . . . Lbs.                                 | 500       | 4,050   | 1,360   | 55,120  | 4,274   | 672       | 6,510     | 2,855     | 3,197     | 3,388     |
| Alizarine dry exceeding 40 per cent. . . . . Value                                    | ..        | ..      | ..      | ..      | 28      | ..        | ..        | ..        | ..        | 80        |
| Alizarine moist over 10 per cent. but not exceeding 16 per cent. . . . . Value        | 28,896    | 43,120  | 40,320  | 65,120  | 58,240  | 11,631    | 26,261    | 24,937    | 20,149    | 32,475    |
| Alizarine moist over 16 per cent. but not exceeding 20 per cent. . . . . Value        | 30,038    | 35,056  | 33,600  | 55,216  | 61,936  | 17,784    | 24,108    | 24,573    | 35,243    | 41,323    |
| Alizarine moist exceeding 20 per cent. . . . . Value                                  | 3,610     | ..      | ..      | ..      | 10,640  | 1,481     | ..        | ..        | ..        | 6,843     |
| Aniline(a) . . . . . Value  | 1,014,047 | —       | —       | —       | —       | 14,09,346 | —         | —         | —         | —         |
| Congo red (b) . . . . . Value   | —         | 159,337 | 66,183  | 189,689 | 310,553 | —         | 1,38,236  | 56,916    | 1,32,974  | 2,42,377  |
| Naphthols, Rapid fast colours (Rapid salts) and bases . . . . . Value                 | —         | 39,199  | 66,568  | 86,228  | 209,230 | —         | 2,26,674  | 2,08,190  | 2,75,538  | 5,08,533  |
| Other salts . . . . . Value   | —         | 52,858  | 45,176  | 63,158  | 87,092  | —         | 1,06,605  | 1,11,762  | 1,05,660  | 1,45,239  |
| Vats—   |           |         |         |         |         |           |           |           |           |           |
| Indigo . . . . . Cwts.  | 42,256    | 39,096  | 47,600  | 68,208  | 58,577  | 51,480    | 1,33,833  | 71,101    | 98,959    | 86,412    |
| Carbazole blue(c) . . . . . Value   | —         | —       | —       | 3,869   | 16,128  | —         | —         | —         | 9,369     | 33,334    |
| Other sorts—Paste (b) . . . . . Value   | —         | 1,345   | ..      | 128     | 2,192   | —         | 4,370     | ..        | 1,816     | 7,802     |
| Other sorts—Powder . . . . . Value  | —         | 34,914  | 42,736  | 43,684  | 57,912  | —         | 3,92,253  | 6,26,689  | 5,78,200  | 6,98,203  |
| Sulphur black (b) . . . . . Value   | —         | 181,838 | 260,471 | 230,255 | 273,314 | —         | 79,399    | 1,70,618  | 92,207    | 90,731    |
| Material yellow (b) . . . . . Value   | —         | 39,996  | 34,188  | 73,744  | 135,213 | —         | 95,018    | 40,852    | 34,054    | 1,33,707  |
| Auramine of concentration of 15 per cent and less (b) . . . . . Value                 | —         | 32,100  | 10,800  | ..      | ..      | —         | 23,386    | 8,692     | ..        | ..        |
| Rhodamine (Carthamines) of concentration of 15 per cent. and less (b) . . . . . Value | —         | 18,350  | 4,650   | 1,000   | ..      | —         | 15,448    | 4,633     | 1,066     | ..        |
| Aniline Salts (b) . . . . . Value   | —         | 33,340  | 47,040  | 35,273  | 62,937  | —         | 15,508    | 21,205    | 13,901    | 25,495    |
| Others . . . . . Value  | 1,400     | 330,132 | 213,224 | 343,613 | 484,622 | 1,034     | 6,35,579  | 4,58,975  | 5,96,029  | 7,82,795  |
| Other sorts (including lac-dye) . . . . . Cwts.                                       | 301       | 830     | 12,879  | 3,373   | 3,301   | 19,624    | 38,225    | 57,432    | 73,721    | 73,626    |
| Total of Dyeing, and tanning, etc. . . . . Value                                      | —         | —       | —       | —       | —       | 20,62,942 | 25,00,029 | 23,28,392 | 26,04,097 | 33,59,866 |
| Earthenware and Porcelain—  |           |         |         |         |         |           |           |           |           |           |
| Earthenware—  |           |         |         |         |         |           |           |           |           |           |
| Pipes of earthenware . . . . . Cwts.  | ..        | ..      | ..      | ..      | ..      | ..        | ..        | ..        | ..        | 128       |
| Sanitary ware . . . . . Value   | —         | —       | —       | —       | —       | 1,47,240  | 94,871    | 1,37,379  | 1,72,026  | 2,21,146  |
| Other kinds . . . . . Value   | —         | —       | —       | —       | —       | 3,75,432  | 3,56,806  | 3,46,210  | 3,26,648  | 4,06,333  |
| Porcelain—  |           |         |         |         |         |           |           |           |           |           |
| Electrical . . . . . Value  | —         | —       | —       | —       | —       | 2,202     | 1,827     | 10,297    | 15,806    | 15,043    |
| Other kinds . . . . . Value   | —         | —       | —       | —       | —       | 2,30,588  | 4,69,556  | 3,77,746  | 4,27,214  | 5,46,365  |
| Total of Earthenware, etc. . . . . Value  | —         | —       | —       | —       | —       | 7,55,512  | 9,23,062  | 8,72,132  | 9,41,694  | 11,89,058 |

(a) Discontinued from 1932-33.  
(b) Revised headings opened from 1932-33.  
(c) Separately recorded from 1934-35.

TRADE AT CHIEF PORT  
CALCUTTA

( 42 )

No. 12—continued  
IMPORTS—continued

| PRINCIPAL AND OTHER ARTICLES   | QUANTITY  |           |           |           |            | VALUE     |           |           |           |           |
|--|-----------|-----------|-----------|-----------|------------|-----------|-----------|-----------|-----------|-----------|
|  | 1931-32   | 1932-33   | 1933-34   | 1934-35   | 1935-36    | 1931-32   | 1932-33   | 1933-34   | 1934-35   | 1935-36   |
| BENGAL—continued   |           |           |           |           |            |           |           |           |           |           |
| CALCUTTA—continued   |           |           |           |           |            |           |           |           |           |           |
| Electroplated ware . Value   | —         | —         | —         | —         | —          | 42,057    | 8,809     | 39,041    | 14,316    | 23,412    |
| Fireworks . . . Lbs.   | 157,076   | 183,542   | 133,123   | 233,667   | 231,601    | 1,06,941  | 1,16,641  | 70,294    | 79,521    | 1,36,346  |
| Fish (excluding canned Fish) Owt.  | 1,997     | 741       | 1,328     | 1,292     | 1,023      | 71,106    | 30,263    | 52,711    | 62,748    | 76,907    |
| Fodder, bran, and Pollards (excluding oil-cake) ..                               | 22,993    | 20,226    | 1,723     | 16,165    | 22,184     | 63,613    | 78,202    | 7,407     | 72,343    | 62,034    |
| Fruits and Vegetables—   |           |           |           |           |            |           |           |           |           |           |
| Fresh Fruits and Vegetables—   |           |           |           |           |            |           |           |           |           |           |
| Fresh fruits—  |           |           |           |           |            |           |           |           |           |           |
| Cocoanuts . . . No.  | 2,166,060 | 1,288,000 | 1,840,760 | 2,157,240 | 1,281,357  | 41,569    | 32,200    | 51,541    | 34,038    | 21,241    |
| Other sorts . . . Value  | —         | —         | —         | —         | —          | 3,20,854  | 3,15,239  | 2,48,433  | 3,57,380  | 3,34,790  |
| Total of Fresh Fruits ..   | —         | —         | —         | —         | —          | 3,62,423  | 3,47,439  | 2,99,974  | 3,91,418  | 3,56,031  |
| Fresh Vegetables of all kinds ..   | —         | —         | —         | —         | —          | 133       | 45        | 3,504     | 382       | 477       |
| Fruits and vegetables: dried, salted, or preserved, not being canned or bottled— |           |           |           |           |            |           |           |           |           |           |
| Almonds . . . Tons   | 331       | 306       | 224       | 262       | 295        | 1,38,345  | 1,69,418  | 1,38,321  | 1,38,195  | 1,56,547  |
| Currants and raisins ..  | 15        | 26        | 25        | 21        | 20         | 9,279     | 14,633    | 12,959    | 12,767    | 16,352    |
| Dates . . . "  | 1,003     | 678       | 516       | 921       | 686        | 1,34,534  | 1,07,535  | 98,665    | 1,14,619  | 1,18,560  |
| Other sorts . . . "  | 28        | 48        | 91        | 21        | 41         | 24,653    | 25,411    | 32,580    | 15,974    | 30,034    |
| Total Fruits and Vegetables, dried, etc. . . "                                   | 1,377     | 1,058     | 856       | 1,225     | 1,341      | 3,52,011  | 3,17,047  | 2,52,423  | 2,81,555  | 3,16,793  |
| Total of Fruits and Vegetables Value   | —         | —         | —         | —         | —          | 7,14,567  | 6,64,591  | 5,55,903  | 6,73,355  | 6,73,801  |
| Furniture and Cabinetwork—   |           |           |           |           |            |           |           |           |           |           |
| Bedsteads . . . "  | —         | —         | —         | —         | —          | 39,214    | 41,157    | 24,420    | 15,447    | 13,916    |
| Furniture of wood (other than bedsteads) ..                                      | —         | —         | —         | —         | —          | 94,799    | 68,682    | 98,156    | 1,63,889  | 52,969    |
| Furniture of other materials (other than bedsteads) ..                           | —         | —         | —         | —         | —          | 1,66,183  | 1,19,313  | 1,01,405  | 1,77,404  | 3,15,987  |
| Mouldings . . . "  | —         | —         | —         | —         | —          | 51,323    | 28,932    | 44,554    | 51,466    | 53,477    |
| Total of Furniture, etc. ..  | —         | —         | —         | —         | —          | 3,45,529  | 2,43,334  | 2,68,529  | 4,08,206  | 4,36,346  |
| Gelatine . . . Owt.  | 171       | 180       | 126       | 59        | 189        | 13,994    | 11,196    | 10,121    | 5,184     | 16,423    |
| Glass and Glassware—   |           |           |           |           |            |           |           |           |           |           |
| Banglas . . . Value  |           |           |           |           |            |           |           |           |           |           |
| Beads and false pearls . . . Owt.  | 7,356     | 10,473    | 12,885    | 11,091    | 11,703     | 3,64,194  | 4,79,421  | 5,88,595  | 4,86,605  | 6,05,608  |
| Bottles and phials—  |           |           |           |           |            |           |           |           |           |           |
| Soda water bottles Gross   | 6,719     | 4,476     | 2,196     | 2,139     | 3,970      | 1,63,504  | 1,04,304  | 48,023    | 43,571    | 74,528    |
| Others . . . "   | 203,854   | 321,791   | 290,064   | 275,663   | 616,765    | 5,70,577  | 6,31,636  | 5,23,903  | 6,01,951  | 8,90,919  |
| Funnels, globes, and glass parts of lamps . . . Value                            | —         | —         | —         | —         | —          | 1,50,335  | 1,05,024  | 79,450    | 97,346    | 1,22,238  |
| Scientific glassware ..  | —         | —         | —         | —         | —          | 13,096    | 21,688    | 7,226     | 7,954     | 3,419     |
| Sheet and plate { Sq. Ft.  | 4,249,064 | 5,199,923 | 6,327,142 | 7,337,051 | 10,642,452 | 4,54,470  | 5,35,150  | 5,82,623  | 6,12,356  | 6,43,977  |
| { Owt.   | 51,523    | 64,120    | 70,271    | 82,711    | 102,745    |           |           |           |           |           |
| Tableware (including decanters, tumblers, etc.) . . . Value                      | —         | —         | —         | —         | —          | 42,069    | 22,427    | 43,033    | 55,354    | 45,638    |
| Other glassware . . . "  | —         | —         | —         | —         | —          | 9,15,749  | 12,25,249 | 13,11,675 | 12,16,959 | 14,38,040 |
| Total of Glass, etc. ..  | —         | —         | —         | —         | —          | 39,57,000 | 38,04,380 | 35,72,756 | 37,45,702 | 44,34,148 |
| Glass . . . Owt.   | 5,954     | 4,327     | 6,296     | 3,552     | 5,831      | 2,34,525  | 1,73,377  | 1,64,694  | 1,04,574  | 1,62,329  |
| Grain, Pulse and Flour—  |           |           |           |           |            |           |           |           |           |           |
| Beans (dry) . . . Tons   |           |           |           |           |            |           |           |           |           |           |
| Pulse . . . "  | 1,016     | 360       | 292       | 75        | 73         | 1,20,495  | 46,240    | 33,075    | 11,229    | 12,407    |
| Rice in the husk ..  | ..        | ..        | ..        | 8,761     | 10,019     | ..        | ..        | ..        | 4,38,512  | 5,41,089  |
| Rice, not in the husk . . . "  | 45        | 16        | 731       | 10,084    | 195        | 9,033     | 3,460     | 34,008    | 6,28,005  | 13,639    |
| Wheat . . . "  | 30,578    | 23,213    | 3,769     | 2,960     | ..         | 49,35,996 | 23,45,631 | 5,51,782  | 2,02,035  | ..        |
| Other sorts . . . "  | 5         | 33        | 99        | 258       | 41         | 545       | 4,727     | 14,011    | 33,065    | 6,314     |
| Total of Grain, etc. ..  | 31,642    | 23,675    | 9,984     | 22,153    | 10,373     | 50,75,241 | 24,07,396 | 6,45,709  | 13,09,313 | 5,89,838  |
| Graphite crucibles . Owt.  | 690       | 82        | 1,487     | 1,341     | 955        | 17,279    | 5,596     | 59,053    | 37,585    | 34,547    |

No. 12—continued  
IMPORTS—continued

| PRINCIPAL AND OTHER ARTICLES   | QUANTITY  |           |           |           |           | VALUE     |           |           |           |             |
|--|-----------|-----------|-----------|-----------|-----------|-----------|-----------|-----------|-----------|-------------|
|  | 1931-32   | 1932-33   | 1933-34   | 1934-35   | 1935-36   | 1931-32   | 1932-33   | 1933-34   | 1934-35   | 1935-36     |
| BENGAL—continued   |           |           |           |           |           |           |           |           |           |             |
| CALCUTTA—continued   |           |           |           |           |           |           |           |           |           |             |
| Gums and Resins—   |           |           |           |           |           |           |           |           |           |             |
| Arabic . . . Cwts.   | 1,120     | 1,697     | 844       | 61        | 51        | 84,162    | 86,328    | 19,941    | 1,942     | 1,886       |
| Benjamin . . . "   | 1,312     | 1,551     | 2,046     | 1,791     | 1,522     | 72,518    | 78,480    | 85,978    | 74,054    | 41,970      |
| Dammer (resins) . . "  | 23,051    | 24,496    | 23,215    | 24,520    | 23,408    | 1,72,259  | 1,72,561  | 1,45,817  | 1,44,301  | 1,22,651    |
| Roain . . . "  | 11,901    | 10,878    | 26,876    | 33,956    | 19,226    | 1,10,140  | 1,14,151  | 2,60,680  | 2,85,624  | 1,55,218    |
| Other sorts . . . "  | 2,678     | 1,835     | 3,170     | 3,105     | 2,949     | 60,578    | 50,747    | 87,558    | 96,033    | 85,846      |
| Total of Gums, etc. . "  | 40,068    | 40,857    | 56,151    | 63,433    | 47,226    | 4,51,672  | 4,52,232  | 5,99,969  | 6,02,044  | 4,07,581    |
| Hair, and manufactures of hair—  |           |           |           |           |           |           |           |           |           |             |
| Hair of all kinds . . "  | 39        | 7         | 44        | 33        | 84        | 3,574     | 1,138     | 3,026     | 3,350     | 8,320       |
| Manufactures of hair (other than toilet requisites) Value                          | —         | —         | —         | —         | —         | 2,590     | 10,941    | 17,968    | 23,300    | 32,021      |
| Total of Hair, etc. . "  | —         | —         | —         | —         | —         | 6,464     | 12,079    | 21,594    | 26,749    | 40,250      |
| Hardware (excluding cutlery and electroplated ware)—                               |           |           |           |           |           |           |           |           |           |             |
| Agricultural implements . . "  | —         | —         | —         | —         | —         | 2,24,615  | 2,55,969  | 2,63,616  | 52,040    | 44,298      |
| Buckets of tinned or galvanized iron . . "   | —         | —         | —         | —         | —         | 1,723     | 1,797     | 2,856     | 4,352     | 3,714       |
| Builders' hardware, such as locks, hinges, door bolts, etc. . . "                  | —         | —         | —         | —         | —         | 6,57,324  | 10,79,873 | 6,06,192  | 9,15,357  | 10,22,504   |
| Domestic hardware, other than enamelled ironware . . "                             | —         | —         | —         | —         | —         | 1,77,877  | 1,52,875  | 1,04,288  | 1,05,139  | 1,26,431    |
| Enamelled ironware . . "   | —         | —         | —         | —         | —         | 4,49,411  | 7,52,281  | 6,90,712  | 4,20,475  | 4,51,719    |
| Gas mantles . . . "  | —         | —         | —         | —         | —         | 1,04,757  | 1,87,173  | 1,22,314  | 57,518    | 70,830      |
| Implements and tools, other than agricultural implements and machine tools . . . " | —         | —         | —         | —         | —         | 10,18,209 | 10,18,595 | 12,99,644 | 10,43,956 | 18,40,584   |
| Lamps, metal No.   | 1,106,821 | 1,033,929 | 1,267,198 | 2,016,515 | 2,637,367 | 11,94,050 | 12,64,071 | 12,62,620 | 18,06,235 | 23,41,041   |
| " glass . . . "  | 355       | 1         | 2,838     | 3,360     | 10,034    | 1,682     | 115       | 649       | 1,438     | 6,221       |
| Parts of lamps, other than glass . . . Value                                       | —         | —         | —         | —         | —         | 1,02,648  | 1,11,221  | 1,10,337  | 95,530    | 97,468      |
| Safes and strong boxes of metal . . . No.  | 162       | 92        | 67        | 169       | 492       | 12,841    | 15,170    | 7,906     | 13,391    | 18,907      |
| Stoves . . . "   | 37,350    | 45,793    | 45,091    | 44,811    | 42,249    | 1,81,356  | 1,82,315  | 1,39,114  | 1,38,560  | 1,77,741    |
| Other sorts . . . Value  | —         | —         | —         | —         | —         | 41,39,468 | 46,01,589 | 44,17,306 | 39,20,737 | 47,07,889   |
| Total of Hardware, etc. . "  | —         | —         | —         | —         | —         | 82,16,966 | 95,74,244 | 91,26,040 | 92,64,764 | 1,09,09,502 |
| Hides and skins, raw—  |           |           |           |           |           |           |           |           |           |             |
| Hides, raw . . . Tons and No.  | —         | 1         | 2         | 5         | 17        | —         | 1,894     | 497       | 1,360     | 4,756       |
| " . . . Tons and No.   | —         | 260       | 50        | 168       | 617       | —         | —         | —         | —         | —           |
| Skins, raw . . . Tons and No.  | 1         | 1         | 8         | 3         | 7         | 7,938     | 10,735    | 55,282    | 1,227     | 17,223      |
| Total of Hides and Skins, raw . . . Tons   | 1         | 2         | 10        | 8         | 24        | 7,938     | 17,629    | 55,719    | 2,587     | 21,979      |
| Hops . . . Cwts.   | 122       | 128       | 176       | 112       | 160       | 14,530    | 12,998    | 19,830    | 12,162    | 14,555      |
| Instruments, Apparatus, and Appliances, and parts thereof—                         |           |           |           |           |           |           |           |           |           |             |
| Electrical, including telegraphic and telephone apparatus, not being machinery—    |           |           |           |           |           |           |           |           |           |             |
| Electric fans and parts thereof . . . Value  | —         | —         | —         | —         | —         | 7,84,511  | 10,27,424 | 7,67,531  | 10,04,349 | 12,33,232   |
| Electric wires and cables—   |           |           |           |           |           |           |           |           |           |             |
| Rubber, insulated . . . "  | —         | —         | —         | —         | —         | 8,12,791  | 6,88,051  | 7,46,378  | 8,53,368  | 8,22,497    |
| Insulations, other than rubber . . . "   | —         | —         | —         | —         | —         | 15,36,208 | 9,60,033  | 10,49,300 | 13,89,758 | 31,44,912   |
| Telegraph and telephone wires and cables . . . "                                   | —         | —         | —         | —         | —         | 1,479     | 867       | 1,131     | 1,631     | 42,262      |
| Bare copper wire (Electrolytic) other than telegraph and telephone . . . Cwts.     | 2,521     | 19,067    | 8,604     | 5,901     | 8,577     | 1,12,740  | 5,07,218  | 2,73,415  | 2,00,816  | 2,38,937    |
| Telegraph and Telephone Instruments and apparatus . . . Value                      | —         | —         | —         | —         | —         | 2,61,689  | 1,42,966  | 3,51,012  | 4,80,622  | 5,86,071    |

| PRINCIPAL AND OTHER ARTICLES  | QUANTITY    |           |           |           |            | VALUE       |             |             |             |             |
|---|-------------|-----------|-----------|-----------|------------|-------------|-------------|-------------|-------------|-------------|
|   | 1931-32     | 1932-33   | 1933-34   | 1934-35   | 1935-36    | 1931-32     | 1932-33     | 1933-34     | 1934-35     | 1935-36     |
|   |             |           |           |           |            | R           | R           | R           | R           | R           |
| <b>BENGAL—continued</b>   |             |           |           |           |            |             |             |             |             |             |
| <b>CALCUTTA—continued</b>   |             |           |           |           |            |             |             |             |             |             |
| Instruments, Apparatus, and Appliances, and parts thereof—contd.  |             |           |           |           |            |             |             |             |             |             |
| <b>Electrical—continued</b>   |             |           |           |           |            |             |             |             |             |             |
| Electric lamps and parts thereof—   |             |           |           |           |            |             |             |             |             |             |
| Electric glow lamps—  |             |           |           |           |            |             |             |             |             |             |
| Gas-filled electric bulbs   | No. 581,884 | 495,527   | 688,712   | 685,504   | 830,580    | 6,81,855    | 5,14,176    | 6,31,468    | 6,38,422    | 7,05,638    |
| Vacuum electric bulbs   | 1,316,893   | 1,456,075 | 1,768,656 | 1,334,442 | 1,797,012  | 5,73,124    | 4,86,167    | 5,89,280    | 5,03,780    | 4,00,869    |
| Mercuric bulbs for automobile   | 98,748      | 257,851   | 65,761    | 125,051   | 240,306    | 32,888      | 81,727      | 12,445      | 35,424      | 40,151      |
| Electric bulbs for torches  | 830,654     | 3,775,393 | 1,884,090 | 2,360,048 | 2,570,160  | 83,278      | 1,02,781    | 75,242      | 76,796      | 78,824      |
| Wireless Valves   | 208         | 185       | 96        | 10,333    | 10,258     | 1,516       | 667         | 986         | 28,560      | 38,513      |
| Electric lamps, other sorts   | 860,553     | 15,222    | 144,348   | 830,796   | 965,013    | 8,49,168    | 9,209       | 1,04,748    | 4,93,547    | 5,11,610    |
| Parts and accessories of Electric lamp Value  | —           | —         | —         | —         | —          | 2,54,847    | 4,31,497    | 2,31,815    | 78,681      | 16,497      |
| Batteries   | —           | —         | —         | —         | —          | 3,59,604    | 7,50,933    | 4,87,462    | 6,25,248    | 10,20,187   |
| Carbons, electric (including furnace electrodes)  | —           | —         | —         | —         | —          | 1,32,557    | 1,98,062    | 1,27,111    | 88,201      | 1,06,518    |
| Accumulators (including parts)  | —           | —         | —         | —         | —          | 3,79,119    | 5,15,838    | 4,40,388    | 7,02,320    | 7,41,028    |
| Condensers, electric  | —           | —         | —         | —         | —          | 2,031       | 2,890       | 17,255      | 40,182      | 23,599      |
| Electric bell apparatus (not lithographic, etc.)  | —           | —         | —         | —         | —          | —           | —           | —           | 18,443      | 8,447       |
| Electric lighting accessories and fittings (including switches)   | —           | —         | —         | —         | —          | 48,248      | 48,991      | 43,666      | 52,915      | 60,485      |
| Electrical Instruments (other than telegraphic and telephonic) — Meters   | —           | —         | —         | —         | —          | 1,12,887    | 2,04,898    | 1,38,278    | 2,07,338    | 1,61,479    |
| Others  | —           | —         | —         | —         | —          | 50,648      | 501         | 38,815      | 1,13,483    | 3,37,426    |
| Electro-medical apparatus (including X-ray apparatus)   | —           | —         | —         | —         | —          | 70,872      | 57,175      | 46,054      | 62,871      | 1,01,659    |
| Switch boards (other than telegraphs and telephones)  | —           | —         | —         | —         | —          | 2,55,205    | 1,72,970    | 3,17,350    | 4,16,099    | 4,66,071    |
| Unenumerated  | —           | —         | —         | —         | —          | 21,41,325   | 22,15,168   | 18,66,484   | 22,07,348   | 18,41,230   |
| <b>Total of Electrical Instruments, etc.</b>  | —           | —         | —         | —         | —          | 90,44,115   | 91,55,304   | 88,07,494   | 1,09,00,142 | 1,28,38,998 |
| <b>Musical—</b>   |             |           |           |           |            |             |             |             |             |             |
| Organs and harmoniums, complete   | No. 57      | 19        | 12        | 8         | 6          | 5,408       | 4,191       | 1,258       | 3,588       | 608         |
| Pianos and piano players, complete  | 36          | 12        | 11        | 252       | 7          | 17,930      | 7,715       | 4,288       | 4,724       | 1,021       |
| Talking machines and accessories—Talking machines   | 4,016       | 4,048     | 29,794    | 23,992    | 11,712     | 1,10,282    | 1,11,775    | 8,96,678    | 3,52,802    | 2,00,800    |
| Records   | 72,715      | 35,545    | 34,331    | 44,842    | 88,355     | 98,142      | 45,671      | 38,871      | 46,919      | 52,841      |
| Accessories   | —           | —         | —         | —         | —          | 4,10,594    | 5,82,726    | 6,79,097    | 6,38,864    | 5,99,741    |
| Other sorts, including parts of musical instruments   | —           | —         | —         | —         | —          | 2,26,590    | 1,78,749    | 2,57,812    | 1,98,011    | 2,26,774    |
| <b>Total of Musical Instruments, etc.</b>   | —           | —         | —         | —         | —          | 8,68,946    | 9,31,927    | 13,78,389   | 12,34,888   | 10,82,245   |
| <b>Optical</b>  | —           | —         | —         | —         | —          | 2,21,561    | 2,87,001    | 4,20,006    | 3,80,715    | 3,49,809    |
| <b>Photographic—</b>  |             |           |           |           |            |             |             |             |             |             |
| Cinematograph films   |             |           |           |           |            |             |             |             |             |             |
| Raw films* } Length   | { 3,703,493 | 3,537,547 | 6,084,856 | 9,203,036 | 15,478,536 | 1,76,162    | 1,50,588    | 2,41,241    | 3,20,953    | 5,23,063    |
| Exposed films } in ft.  | { 2,701,765 | 2,888,128 | 3,970,478 | 2,828,304 | 2,592,056  | 8,28,398    | 9,39,580    | 13,23,338   | 9,92,974    | 8,54,879    |
| Photographic other than cinematograph films   | —           | —         | —         | —         | —          | 9,48,371    | 7,72,246    | 6,61,382    | 7,13,446    | 6,51,590    |
| Scientific, and philosophical   | —           | —         | —         | —         | —          | 3,34,946    | 3,13,368    | 3,17,666    | 3,68,778    | 3,35,253    |
| Surgical  | —           | —         | —         | —         | —          | 3,66,477    | 3,31,277    | 3,45,951    | 3,40,213    | 4,50,539    |
| Wireless apparatus  | —           | —         | —         | —         | —          | 2,53,764    | 2,13,241    | 2,52,327    | 3,55,889    | 6,84,485    |
| Other kinds   | —           | —         | —         | —         | —          | 3,06,478    | 7,90,984    | 8,89,656    | 12,30,374   | 15,06,329   |
| <b>Total of Instruments, etc.</b>   | —           | —         | —         | —         | —          | 1,38,50,156 | 1,38,86,396 | 1,41,43,450 | 1,68,47,317 | 1,92,77,185 |
| <b>Ivory—manufactured Jewellery (excluding imitation jewellery, and precious stones and pearls unset), also plate of gold and silver—</b> |             |           |           |           |            |             |             |             |             |             |
| Jewellery*  | —           | —         | —         | —         | —          | 1,18,935    | 28,28,443   | 51,078      | 4,20,180    | 4,21,606    |
| Plate of gold and silver  | —           | —         | —         | —         | —          | 76,912      | 87,682      | 65,360      | 87,743      | 1,01,502    |
| <b>Total of Jewellery, etc.</b>   | —           | —         | —         | —         | —          | 1,90,847    | 29,16,125   | 1,16,438    | 5,07,923    | 5,23,108    |
| <b>Lac—</b>   |             |           |           |           |            |             |             |             |             |             |
| Stick and seed  | Cwts. 6,754 | 3,721     | 50,859    | 122,698   | 80,318     | 1,62,500    | 55,523      | 11,22,448   | 26,96,352   | 12,86,889   |
| Shell and button  | 2           | 5         | 1         | ..        | 83         | 272         | 228         | 61          | ..          | 4,815       |
| <b>Total of Lac</b>   | 6,757       | 3,726     | 50,860    | 122,698   | 80,401     | 1,62,772    | 55,751      | 11,22,509   | 26,96,352   | 12,91,704   |

\* Inclusive of imports by postal packets referred to Collector of Customs for assessment.

No. 12—continued  
IMPORTS—continued

| PRINCIPAL AND OTHER ARTICLES   | QUANTITY       |               |               |               |                | VALUE     |           |           |           |           |
|--|----------------|---------------|---------------|---------------|----------------|-----------|-----------|-----------|-----------|-----------|
|  | 1931-32        | 1932-33       | 1933-34       | 1934-35       | 1935-36        | 1931-32   | 1932-33   | 1933-34   | 1934-35   | 1935-36   |
| <b>BENGAL—continued</b>  |                |               |               |               |                |           |           |           |           |           |
| <b>CALCUTTA—continued</b>  |                |               |               |               |                |           |           |           |           |           |
| <b>Leather—</b>  |                |               |               |               |                |           |           |           |           |           |
| Hides, tanned or dressed   | Tons<br>=No.   | 2<br>=1,030   | 5<br>=414     | 2<br>=440     | 3<br>=500      | 8,195     | 18,410    | 7,104     | 16,099    | 16,214    |
| Skins " "  | Tons<br>=No.   | 25<br>=28,289 | 50<br>=79,112 | 54<br>=86,133 | 24<br>=101,601 | 1,32,178  | 8,48,399  | 4,41,692  | 4,54,032  | 1,84,318  |
| Unwrought  | Cwts.          | 554           | 455           | 7,021         | 6,370          | 18,797    | 2,84,248  | 1,80,921  | 2,25,392  | 2,47,600  |
| Leather cloth (excluding artificial leather)                               | Sq. yds.       | 98,947        | 108,325       | 137,238       | 124,613        | 139,090   | 99,455    | 1,03,400  | 1,19,040  | 1,02,905  |
| <b>Manufactures (excluding boots and shoes and belting for machinery)—</b> |                |               |               |               |                |           |           |           |           |           |
| Bags and trunks  | Cwts.          | 29            | 43            | 127           | 372            | 90        | 14,204    | 25,236    | 47,209    | 38,338    |
| Pickers  | " "            | 481           | 554           | 638           | 436            | 740       | 72,081    | 80,803    | 94,166    | 60,877    |
| Picking bands and straps   | " "            | 575           | 564           | 479           | 478            | 628       | 1,02,935  | 1,00,795  | 94,794    | 89,885    |
| Roller skins   | " "            | 47            | 85            | 39            | 44             | 41        | 42,715    | 33,082    | 35,982    | 32,951    |
| Saddlery and harness   | " "            | 46            | 23            | 23            | 31             | 31        | 14,509    | 9,360     | 9,323     | 8,185     |
| Other sorts  | " "            | 5,644         | 12,589        | 11,188        | 13,391         | 9,495     | 2,64,425  | 3,43,672  | 2,65,909  | 3,92,095  |
| <b>Total of Leather</b>  | <b>Value</b>   |               |               |               |                | 10,35,840 | 12,48,934 | 13,40,701 | 14,42,897 | 15,48,700 |
| <b>Liquors (including denatured and perfumed spirits)—</b>                 |                |               |               |               |                |           |           |           |           |           |
| <b>Ale, beer, and porter—</b>  |                |               |               |               |                |           |           |           |           |           |
| Ale and beer, in bottle  | Liq. Gals.     | 554,738       | 623,884       | 592,663       | 684,397        | 802,276   | 12,73,676 | 14,00,453 | 11,82,904 | 13,70,925 |
| Ale and beer, in bulk  | " "            | 277,127       | 262,331       | 200,945       | 186,004        | 194,719   | 3,88,700  | 3,27,825  | 2,98,794  | 2,70,902  |
| Stout and porter, in bottle  | " "            | 16,357        | 24,333        | 21,341        | 24,790         | 21,296    | 90,376    | 35,321    | 74,669    | 84,589    |
| Stout and porter, in bulk  | " "            | 2,308         | 3,002         | 2,360         | 2,302          | 3,644     | 2,878     | 4,069     | 2,845     | 2,465     |
| Cider and other fermented liquors  | " "            | 2,446         | 2,024         | 1,927         | 3,303          | 4,234     | 12,213    | 10,554    | 8,867     | 13,644    |
| <b>Spirit—</b>   |                |               |               |               |                |           |           |           |           |           |
| Brandy   | L. proof Gals. | 35,751        | 12,344        | 14,363        | 15,726         | 15,614    | 5,05,448  | 3,08,291  | 3,52,746  | 3,95,300  |
|  | Liquid "       | 26,734        | 16,436        | 19,176        | 21,283         | 21,312    |           |           |           |           |
| Gin  | L. proof "     | 26,866        | 19,231        | 19,346        | 20,786         | 18,936    | 2,36,208  | 2,24,638  | 2,28,022  | 2,42,183  |
|  | Liquid "       | 19,096        | 27,720        | 23,341        | 29,488         | 23,042    |           |           |           |           |
| Liqueurs   | " "            | 4,892         | 4,099         | 4,462         | 5,586          | 7,063     | 1,16,114  | 1,07,505  | 1,12,150  | 1,55,899  |
| Rum  | L. proof "     | 18,154        | 792           | 164           | 602            | 157       | 23,845    | 4,239     | 1,459     | 1,949     |
|  | Liquid "       | 30,054        | 718           | 171           | 603            | 173       |           |           |           |           |
| Whisky   | L. proof "     | 109,143       | 83,270        | 83,907        | 83,582         | 93,251    | 17,87,392 | 17,23,499 | 18,01,243 | 18,63,331 |
|  | Liquid "       | 82,470        | 109,520       | 111,629       | 117,126        | 123,330   |           |           |           |           |
| Spirit, present in drugs, medicines, or chemicals                          | Liquid "       | 30,275        | 33,411        | 32,985        | 39,098         | 40,724    | 11,80,325 | 11,88,315 | 11,02,486 | 12,67,066 |
| Spirit, perfumed and denatured   | " "            | 1,867         | 1,388         | 1,583         | 1,903          | 1,862     | 1,33,399  | 1,35,347  | 1,08,334  | 2,03,901  |
| All other sorts of spirits   | " "            | 442,358       | 349,626       | 93,578        | 63,231         | 29,603    | 3,90,918  | 2,28,960  | 78,044    | 52,592    |
| <b>Total of Spirit</b>   |                | 2,987         | 2,412         | 2,210         | 2,187          | 2,574     | 1,07,480  | 1,09,806  | 94,514    | 91,146    |
| <b>Total of Spirit</b>   |                | 647,738       | 545,321       | 394,124       | 330,505        | 255,183   | 44,21,124 | 40,40,697 | 39,87,595 | 43,02,771 |
| <b>Wines—</b>  |                |               |               |               |                |           |           |           |           |           |
| Champagne and other sparkling wines  | Gals.          | 4,340         | 3,227         | 5,160         | 6,301          | 6,407     | 1,20,048  | 89,327    | 1,43,814  | 1,07,204  |
| Port   | " "            | 6,195         | 5,764         | 5,911         | 6,024          | 5,632     | 76,349    | 65,912    | 68,940    | 69,425    |
| Still red wines, other than Port   | " "            | 6,509         | 5,405         | 6,136         | 5,800          | 7,010     | 33,217    | 38,630    | 41,918    | 42,432    |
| Sherry, Madeira, and Marsala   | " "            | 7,894         | 7,289         | 10,043        | 11,279         | 12,369    | 1,12,914  | 1,04,858  | 1,51,923  | 1,04,455  |
| Still white wines, other than Sherry, Madeira, and Marsala                 | " "            | 1,478         | 1,760         | 1,918         | 1,858          | 2,275     | 14,724    | 19,400    | 21,801    | 23,742    |
| Other sorts, including Vermouth and Ginger wine                            | " "            | 22,630        | 20,328        | 17,174        | 17,896         | 20,481    | 1,19,962  | 1,24,927  | 1,08,077  | 1,20,362  |
| <b>Total of Wines</b>  |                | 49,046        | 43,773        | 46,392        | 49,157         | 54,157    | 4,32,214  | 4,42,549  | 5,36,473  | 5,37,760  |
| <b>Total of Liquor</b>   |                | 1,560,255     | 1,599,718     | 1,160,252     | 1,330,458      | 1,335,609 | 66,71,181 | 63,71,768 | 60,42,137 | 66,33,050 |

N.B.—Spirit denatured in Bond at the Custom House in 1931-32

" " " " " " 1932-33

" " " " " " 1933-34

" " " " " " 1934-35

" " " " " " 1935-36

L. gals.

Rs.

19,754

1,267

Nil

Nil

Nil

Nil

Nil

Nil

Nil

No. 12—continued  
IMPORTS—continued

| PRINCIPAL AND OTHER ARTICLES   | QUANTITY |         |         |         |         | VALUE     |             |             |           |           |
|--|----------|---------|---------|---------|---------|-----------|-------------|-------------|-----------|-----------|
|  | 1931-32  | 1932-33 | 1933-34 | 1934-35 | 1935-36 | 1931-32   | 1932-33     | 1933-34     | 1934-35   | 1935-36   |
| <b>BENGAL—continued</b>  |          |         |         |         |         | R.        | R.          | R.          | R.        | R.        |
| <b>CALCUTTA—continued</b>  |          |         |         |         |         |           |             |             |           |           |
| <b>Machinery and millwork—</b>   |          |         |         |         |         |           |             |             |           |           |
| <b>Prime-movers (other than electrical)—</b>   |          |         |         |         |         |           |             |             |           |           |
| Locomotives (including those for railways)—  |          |         |         |         |         |           |             |             |           |           |
| Oil Engines . . . . . No.  | 16       | 15      | 16      | 35      | 12      | 98,158    | 1,09,258    | 31,537      | 1,42,572  | 75,233    |
| Parts of Oil Engines . . . . . Value   | —        | —       | —       | —       | —       | 81,385    | 25,010      | 63,666      | 78,100    | 22,855    |
| Steam Engines . . . . . No.  | 6        | 11      | 18      | 13      | 15      | 80,728    | 1,11,951    | 15,930      | 1,09,432  | 3,05,271  |
| Parts of steam engines . . . . . Value   | —        | —       | —       | —       | —       | 1,23,536  | 3,59,021    | 1,25,958    | 3,06,062  | 3,20,801  |
| Railway locomotive engines and tenders and parts thereof . . . . .   | —        | —       | —       | —       | —       | 22,11,341 | 6,49,643    | 10,43,089   | 13,46,355 | 23,12,446 |
| Other than Locomotives . . . . .   | —        | —       | —       | —       | —       | ..        | 772         | 20,551      | 14,399    | 39,433    |
| Gas Engines . . . . . No.  | 17       | 18      | 18      | 14      | 10      | 15,342    | 11,017      | 7,634       | 8,034     | 4,414     |
| Parts of Gas Engines . . . . . Value   | —        | —       | —       | —       | —       | 3,930     | 12,344      | 16,802      | 2,743     | 937       |
| Oil Engines (a) For marine purposes . . . . . No.  | 405      | 479     | 459     | 493     | 12      | 3,98,633  | 6,32,300    | 7,16,443    | 10,60,040 | —         |
| Others . . . . .   | —        | —       | —       | —       | 629     | —         | —           | —           | —         | 16,242    |
| Parts of Oil Engines . . . . . Value   | —        | —       | —       | —       | —       | 3,80,651  | 2,95,276    | 2,53,311    | 3,10,204  | 4,27,043  |
| Steam Engines . . . . . No.  | 15       | 16      | 47      | 26      | 31      | 1,06,455  | 77,637      | 2,39,409    | 1,84,958  | 1,53,014  |
| Parts of steam engines . . . . . Value   | —        | —       | —       | —       | —       | 1,34,542  | 35,523      | 1,41,013    | 1,43,990  | 3,10,978  |
| Others . . . . .   | —        | —       | —       | —       | —       | 9,19,997  | 43,857      | 4,25,384    | 9,64,132  | 3,63,794  |
| <b>Electrical machinery of all kinds, not including instruments, apparatus, appliances, and parts thereof—</b> |          |         |         |         |         |           |             |             |           |           |
| Control and Switch gear . . . . .  | —        | —       | —       | —       | —       | 9,91,931  | 3,35,234    | 7,32,720    | 14,55,699 | 20,04,000 |
| Generators, etc. . . . .   | —        | —       | —       | —       | —       | 19,70,420 | 3,23,303    | 4,24,440    | 3,36,612  | 7,09,099  |
| Motors . . . . .   | —        | —       | —       | —       | —       | 10,11,139 | 12,75,749   | 9,49,051    | 17,32,756 | 20,41,246 |
| Transformers . . . . .   | —        | —       | —       | —       | —       | 1,31,998  | 1,19,494    | 2,40,026    | 4,07,369  | 3,55,513  |
| Turbo-generating sets . . . . .  | —        | —       | —       | —       | —       | 3,377     | ..          | 1,44,045    | 62,359    | 50,401    |
| Other kinds of machinery, not being prime-movers or electrical machinery—                                      | —        | —       | —       | —       | —       | 54,234    | 34,225      | 54,154      | 3,33,497  | 3,62,230  |
| Aerated water making machinery . . . . .   | —        | —       | —       | —       | —       | 25,225    | 3,337       | 7,027       | 18,052    | 15,713    |
| <b>Agricultural machinery—</b>   |          |         |         |         |         |           |             |             |           |           |
| Agricultural tractors and parts . . . . .  | —        | —       | —       | —       | —       | 1,17,407  | 57,791      | 1,64,191    | 1,05,764  | 1,33,966  |
| Ploughs and parts . . . . .  | —        | —       | —       | —       | —       | 19,631    | 16,338      | 22,731      | 33,237    | 34,065    |
| Others . . . . .   | —        | —       | —       | —       | —       | 6,113     | 44,433      | 64,164      | 1,29,114  | 77,332    |
| <b>Boilers . . . . .</b>   |          |         |         |         |         |           |             |             |           |           |
| Boilers . . . . .  | —        | —       | —       | —       | —       | 26,25,303 | 15,69,913   | 33,56,619   | 17,05,771 | 31,20,749 |
| <b>Boot and shoe manufacturing machinery . . . . .</b>   |          |         |         |         |         |           |             |             |           |           |
| Boot and shoe manufacturing machinery . . . . .  | —        | —       | —       | —       | —       | 2,638     | 23,224      | 62,732      | 2,33,001  | 4,14,492  |
| <b>Leather tanning and curing machinery . . . . .</b>  |          |         |         |         |         |           |             |             |           |           |
| Leather tanning and curing machinery . . . . .   | —        | —       | —       | —       | —       | 31,566    | 35,524      | 20,759      | 30,332    | 33,701    |
| <b>Metal working machinery (including machine tools) . . . . .</b>   |          |         |         |         |         |           |             |             |           |           |
| Metal working machinery (including machine tools) . . . . .  | —        | —       | —       | —       | —       | 1,33,391  | 20,696      | 11,757      | 6,911     | 4,650     |
| <b>Mining machinery—</b>   |          |         |         |         |         |           |             |             |           |           |
| Coal . . . . .   | —        | —       | —       | —       | —       | 2,35,359  | 2,63,374    | 2,37,322    | 3,45,631  | 2,03,564  |
| Other sorts . . . . .  | —        | —       | —       | —       | —       | 5,731     | ..          | 1,12,667    | 33,700    | 42,362    |
| Oil-crushing and refining machinery . . . . .  | —        | —       | —       | —       | —       | 1,63,753  | 1,93,702    | 3,35,515    | 2,66,943  | 6,53,753  |
| Paper mill machinery . . . . .   | —        | —       | —       | —       | —       | 6,00,747  | 4,95,514    | 10,63,559   | 3,30,031  | 7,46,792  |
| Pumping machinery (b) . . . . .  | —        | —       | —       | —       | —       | —         | —           | 3,06,533    | 9,03,139  | 11,73,194 |
| Refrigerating machinery . . . . .  | —        | —       | —       | —       | —       | 3,22,236  | 1,73,192    | 2,10,042    | 4,27,194  | 5,30,061  |
| Rice and flour mill machinery . . . . .  | —        | —       | —       | —       | —       | 2,19,335  | 2,01,533    | 2,11,522    | 2,75,733  | 3,94,041  |
| Saw mill and wood working machinery . . . . .  | —        | —       | —       | —       | —       | 34,652    | 33,343      | 23,154      | 32,931    | 93,045    |
| Sewing and knitting machines and parts thereof—  |          |         |         |         |         |           |             |             |           |           |
| Sewing and knitting machines . . . . . No.   | 9,926    | 9,335   | 17,934  | 25,260  | 27,133  | 10,31,161 | 9,67,169    | 13,74,933   | 30,23,625 | 21,13,935 |
| Parts of sewing and knitting machines and accessories . . . . . Value  | —        | —       | —       | —       | —       | 1,05,362  | 74,046      | 1,30,375    | 2,29,433  | 2,30,727  |
| <b>Sugar machinery . . . . .</b>   |          |         |         |         |         |           |             |             |           |           |
| Sugar machinery . . . . .  | —        | —       | —       | —       | —       | 27,63,433 | 1,31,53,519 | 2,13,94,739 | 43,49,907 | 51,26,335 |
| <b>Tea machinery . . . . .</b>   |          |         |         |         |         |           |             |             |           |           |
| Tea machinery . . . . .  | —        | —       | —       | —       | —       | 5,95,314  | 11,93,523   | 5,93,317    | 14,73,394 | 5,33,331  |

(a) Subdivided into two heads from 1935-36.  
(b) New sub-head opened from 1933-34.

No. 12—continued  
IMPORTS—continued

| PRINCIPAL AND OTHER ARTICLES                                     | QUANTITY |           |           |           |           | VALUE       |             |             |             |             |
|--|----------|-----------|-----------|-----------|-----------|-------------|-------------|-------------|-------------|-------------|
|  | 1931-32  | 1932-33   | 1933-34   | 1934-35   | 1935-36   | 1931-32     | 1932-33     | 1933-34     | 1934-35     | 1935-36     |
| <b>BENGAL—continued</b>  |          |           |           |           |           | R           | R           | R           | R           | R           |
| <b>CALCUTTA—continued</b>  |          |           |           |           |           |             |             |             |             |             |
| Machinery and Millwork—contd.                                    |          |           |           |           |           |             |             |             |             |             |
| Machinery, not being prime-movers or electrical machinery—contd. |          |           |           |           |           |             |             |             |             |             |
| Textile machinery—   |          |           |           |           |           |             |             |             |             |             |
| Cotton—  |          |           |           |           |           |             |             |             |             |             |
| Cotton spinning machinery . Value                                | —        | —         | —         | —         | —         | 6,16,449    | 4,98,378    | 10,22,991   | 16,63,669   | 16,78,386   |
| Cotton weaving machinery . "                                     | —        | —         | —         | —         | —         | 8,62,081    | 11,84,808   | 9,99,965    | 15,37,002   | 12,07,738   |
| Other sorts of cotton machinery . "                              | —        | —         | —         | —         | —         | 8,532       | ..          | 4,07,171    | 2,06,015    | 3,57,107    |
| Jute . "   | —        | —         | —         | —         | —         | 82,16,914   | 85,93,354   | 81,90,060   | 51,66,085   | 1,15,11,356 |
| Shuttles (excluding those for sewing machines) . "               | —        | —         | —         | —         | —         | 53,422      | 26,347      | 65,055      | 66,013      | 51,850      |
| Wool machinery . "   | —        | —         | —         | —         | —         | 55,182      | 68,229      | 1,39,052    | 53,694      | 1,83,972    |
| Other sorts of textile machinery . "                             | —        | —         | —         | —         | —         | 1,62,300    | 1,08,568    | 1,83,025    | 3,01,348    | 1,48,332    |
| Typewriters—   |          |           |           |           |           |             |             |             |             |             |
| Typewriters . No.  | 4,898    | 2,105     | 4,275     | 11,624    | 10,788    | 6,45,938    | 3,01,706    | 4,72,321    | 11,74,313   | 11,20,020   |
| Parts of typewriters and accessories . Value                     | —        | —         | —         | —         | —         | 3,04,308    | 57,617      | 1,32,439    | 1,39,895    | 70,618      |
| Other sorts of machinery excluding printing machinery . "        | —        | —         | —         | —         | —         | 68,98,701   | 82,16,768   | 69,64,503   | 94,01,069   | 1,32,10,823 |
| Total of Machinery and Millwork . "                              | —        | —         | —         | —         | —         | 8,11,11,588 | 3,81,02,099 | 4,95,68,669 | 4,30,25,164 | 5,71,12,148 |
| Manures (excluding oil cakes)—                                   |          |           |           |           |           |             |             |             |             |             |
| Nitrogenous—   |          |           |           |           |           |             |             |             |             |             |
| Nitrate of soda . Tons   | 1,408    | 589       | 1,036     | 1,198     | 900       | 1,76,077    | 68,793      | 1,19,810    | 1,14,268    | 87,776      |
| Sulphate of Ammonia . "  | 3,189    | 8,370     | 5,587     | 6,995     | 8,870     | 8,51,229    | 8,24,278    | 5,49,221    | 6,87,679    | 8,08,961    |
| Others . "   | 900      | 3         | 201       | 215       | 437       | 81,572      | 2,580       | 22,241      | 18,587      | 40,448      |
| Potassic—  |          |           |           |           |           |             |             |             |             |             |
| Muriate of potash . "  | 2,589    | 700       | 615       | 901       | 890       | 3,01,264    | 95,619      | 1,09,759    | 84,768      | 79,897      |
| Others . "   | 1,175    | 65        | 115       | 485       | 10        | 88,380      | 11,712      | 17,470      | 53,041      | 1,560       |
| Phosphatic—  |          |           |           |           |           |             |             |             |             |             |
| Superphosphate . "   | 2,539    | 1,666     | 1,292     | 814       | 1,545     | 1,54,820    | 65,998      | 1,00,662    | 68,530      | 1,01,929    |
| Others . "   | 868      | 306       | 1,182     | 310       | 300       | 29,264      | 7,854       | 1,25,008    | 19,895      | 14,234      |
| Compounds—   |          |           |           |           |           |             |             |             |             |             |
| Ammonium Phosphate . "   | 51       | 26        | 1,593     | 4,094     | 4,147     | 7,242       | 4,555       | 2,27,214    | 6,18,259    | 5,97,034    |
| Others . "   | 47       | 1,180     | 2,765     | 348       | 1         | 7,570       | 54,845      | 4,17,795    | 40,944      | 911         |
| Total of Manures . "   | 12,764   | 12,804    | 14,386    | 15,360    | 17,080    | 11,97,424   | 11,36,234   | 16,89,180   | 17,05,961   | 17,04,749   |
| Matches—   |          |           |           |           |           |             |             |             |             |             |
| Safety . Gross of boxes.   | 1,084    | 904       | 16,939    | 28,409    | 17,171    | 4,260       | 3,784       | 12,617      | 22,381      | 10,441      |
| Other sorts . "  | 1        | 11,551    | 15,112    | 6,054     | 24,800    | 805         | 8,680       | 13,234      | 6,875       | 23,206      |
| Total of Matches . "   | 1,085    | 12,455    | 32,051    | 34,463    | 41,971    | 4,665       | 12,364      | 25,851      | 29,256      | 33,647      |
| Mats and matting (except coir and rubber) . Sq. Yds.             | 565,739  | 1,125,544 | 1,842,156 | 1,323,050 | 1,896,956 | 1,02,062    | 1,28,745    | 1,62,879    | 2,32,959    | 2,40,240    |
| Metals and Ores—   |          |           |           |           |           |             |             |             |             |             |
| Aluminium—   |          |           |           |           |           |             |             |             |             |             |
| Unwrought . Cwts.  | 2        | 58        | 51        | 96        | 142       | 61          | 4,109       | 3,182       | 6,559       | 3,550       |
| Wrought—   |          |           |           |           |           |             |             |             |             |             |
| Circles and sheets—  |          |           |           |           |           |             |             |             |             |             |
| Circles . "  | 7,671    | 7,818     | 9,785     | 17,958    | 21,459    | 6,17,186    | 7,82,378    | 8,40,829    | 12,02,074   | 14,94,840   |
| Sheets . "   | 391      | 951       | 558       | 895       | 1,154     | 30,737      | 78,989      | 49,332      | 63,080      | 79,446      |
| Other manufactures . "   | 1,835    | 3,729     | 3,893     | 3,923     | 4,182     | 2,02,676    | 4,23,380    | 4,68,064    | 3,64,336    | 4,07,326    |
| Total of Aluminium . "   | 9,899    | 12,551    | 14,227    | 22,872    | 26,937    | 8,50,663    | 12,89,356   | 13,61,357   | 16,36,005   | 19,90,662   |
| Antifriction metal . "   | 1,771    | 1,545     | 1,947     | 2,158     | 1,591     | 63,927      | 73,109      | 1,39,199    | 2,19,998    | 1,35,515    |
| Brass, Bronze, and similar alloys and manufactures thereof—      |          |           |           |           |           |             |             |             |             |             |
| Unwrought . "  | 275      | 1,944     | 210       | 935       | 1,993     | 8,880       | 47,088      | 0,721       | 17,502      | 42,091      |
| Wrought—   |          |           |           |           |           |             |             |             |             |             |
| Mixed or yellow metal, for sheathing . "                         | 15,925   | 41,312    | 48,161    | 56,960    | 71,011    | 6,27,297    | 14,23,984   | 14,13,480   | 14,02,102   | 18,13,546   |
| Brass rods . "   | 3,343    | 5,109     | 4,221     | 11,030    | 13,816    | 1,02,781    | 1,26,259    | 1,06,910    | 2,71,481    | 6,25,202    |
| Brass sheets . "   | 3,584    | 3,608     | 661       | 3,460     | 1,531     | 1,35,018    | 1,26,497    | 26,453      | 1,02,749    | 52,269      |
| Brass tubes . "  | 343      | 256       | 387       | 526       | 638       | 17,798      | 13,967      | 19,188      | 29,288      | 25,150      |
| Brass wire . "   | 1,020    | 3,651     | 1,941     | 3,539     | 2,044     | 44,821      | 1,17,146    | 60,027      | 1,05,993    | 61,313      |
| Other sorts . "  | 15,168   | 35,042    | 4,480     | 6,845     | 10,838    | 5,53,341    | 11,29,062   | 2,10,303    | 2,98,293    | 3,88,614    |
| Total of Brass, Bronze, etc. . "                                 | 89,688   | 90,020    | 60,061    | 83,295    | 102,361   | 14,39,431   | 29,88,953   | 18,43,037   | 22,25,211   | 27,33,461   |



| PRINCIPAL AND OTHER ARTICLES   | QUANTITY |         |         |         |         | VALUE     |           |           |           |           |
|--|----------|---------|---------|---------|---------|-----------|-----------|-----------|-----------|-----------|
|  | 1931-32  | 1932-33 | 1933-34 | 1934-35 | 1935-36 | 1931-32   | 1932-33   | 1933-34   | 1934-35   | 1935-36   |
| BENGAL—continued   |          |         |         |         |         |           |           |           |           |           |
| CALCUTTA—continued   |          |         |         |         |         |           |           |           |           |           |
| Metals and Ores—continued  |          |         |         |         |         |           |           |           |           |           |
| Copper—  |          |         |         |         |         |           |           |           |           |           |
| Old, for remanufacture . . . Cwts.   | 3,077    | 1,854   | 1,039   | 1,327   | 3,786   | 1,04,391  | 58,835    | 28,715    | 29,574    | 91,778    |
| Unwrought—<br>Tiles, ingots,<br>cakes, bricks,<br>and slabs . . . "                      | 1,796    | 4,372   | 11,406  | 16,025  | 29,241  | 84,541    | 1,45,549  | 3,54,941  | 3,06,300  | 7,55,742  |
| Wrought—   |          |         |         |         |         |           |           |           |           |           |
| Rods . . . "   | 30,751   | 22,013  | 39,294  | 67,742  | 68,055  | 10,87,827 | 6,50,104  | 10,56,726 | 17,53,991 | 17,70,955 |
| Sheets . . . "   | 13,158   | 36,005  | 23,497  | 39,318  | 33,332  | 6,29,650  | 14,80,781 | 8,02,557  | 11,13,367 | 11,55,857 |
| Tubes . . . "  | 1,180    | 1,213   | 1,327   | 1,075   | 2,409   | 56,496    | 52,909    | 63,100    | 75,575    | 97,330    |
| Wire, excluding<br>wire of tele-<br>graph and<br>telephone . . . "                       | 409      | 761     | 867     | 978     | 505     | 17,825    | 29,220    | 30,497    | 38,990    | 18,934    |
| Other manu-<br>factures . . . "  | 4,792    | 3,894   | 2,559   | 3,340   | 2,518   | 1,97,636  | 1,80,069  | 1,33,319  | 1,95,806  | 1,33,591  |
| Total of Copper . . . "  | 55,193   | 70,192  | 79,989  | 129,605 | 145,447 | 21,78,366 | 25,07,417 | 24,69,855 | 35,73,603 | 40,33,187 |
| Ferro Alloys . . . Tons  | 1,407    | 542     | 1,339   | 1,057   | 3,043   | 3,45,448  | 1,03,667  | 3,42,782  | 3,81,191  | 7,54,018  |
| German silver (in-<br>cluding nickel<br>silver) . . . Cwts.                              | 2,938    | 3,662   | 4,918   | 4,619   | 9,505   | 2,17,302  | 2,70,731  | 3,09,827  | 2,94,440  | 5,25,579  |
| Iron—  |          |         |         |         |         |           |           |           |           |           |
| Ore . . . Tons   | 17       | ..      | 15      | ..      | ..      | 2,078     | ..        | 1,840     | ..        | ..        |
| Pig . . . "  | 119      | 850     | 892     | 550     | 1,050   | 8,842     | 26,029    | 66,696    | 36,906    | 67,650    |
| Manufactures—  |          |         |         |         |         |           |           |           |           |           |
| Angle and tee, bolt<br>and rod . . . "   | 2,108    | 2,910   | 1,832   | 3,243   | 6       | 1,93,727  | 2,74,965  | 1,75,029  | 2,77,669  | 1,131     |
| Bars and channels . . . "  | 297      | 237     | 278     | 578     | 287     | 84,391    | 77,734    | 83,170    | 1,59,498  | 76,401    |
| Rice-bowls . . . "   | 11       | 4       | ..      | 1       | 16      | 4,270     | 1,682     | ..        | 207       | 5,240     |
| Total of Iron . . . "  | 2,652    | 3,501   | 3,017   | 4,372   | 1,359   | 2,93,808  | 3,31,010  | 3,26,785  | 4,74,395  | 1,50,422  |
| Steel—   |          |         |         |         |         |           |           |           |           |           |
| Angle and tee . . . "  | 3,082    | 3,712   | 3,826   | 4,435   | 5,002   | 3,15,174  | 3,69,520  | 4,11,004  | 4,92,324  | 6,16,172  |
| Spring . . . "   | 21       | 7       | 4       | ..      | 1       | 3,321     | 1,179     | 2,432     | 688       | 2,545     |
| Bars other than<br>cast steel . . . "  | 16,007   | 23,007  | 23,325  | 16,780  | 13,461  | 15,51,147 | 19,49,791 | 23,69,943 | 20,06,972 | 21,16,716 |
| Cast—  |          |         |         |         |         |           |           |           |           |           |
| Tools, Steel—<br>High speed . . . "  | 21       | 4       | 8       | 4       | ..      | 3,801     | 10,882    | 11,827    | 653       | ..        |
| Carbon . . . "   | 15       | ..      | ..      | ..      | ..      | 5,099     | 430       | 202       | ..        | ..        |
| Cast steel bars . . . "  | 50       | 813     | 466     | 725     | 187     | 87,555    | 1,81,861  | 3,05,871  | 3,28,863  | 97,417    |
| Other cast steel . . . "   | 82       | 208     | 70      | 90      | 5       | 28,059    | 76,388    | 27,885    | 35,873    | 1,382     |
| Ingots, blooms,<br>billets, and<br>slabs . . . "   | 941      | 805     | 1,256   | 10,637  | 14,094  | 92,331    | 90,813    | 1,30,832  | 6,83,487  | 8,84,713  |
| Total of Steel . . . "   | 20,219   | 28,056  | 29,450  | 31,671  | 33,350  | 20,86,987 | 26,74,859 | 32,50,996 | 35,48,860 | 37,18,945 |
| Iron or Steel—   |          |         |         |         |         |           |           |           |           |           |
| Anchors and<br>cables . . . "  | 231      | 231     | 584     | 229     | 387     | 1,24,243  | 98,893    | 2,12,046  | 1,18,058  | 1,03,395  |
| Beams, channels,<br>pillars, girders,<br>and bridge-<br>work . . . "                     | 7,033    | 3,423   | 4,236   | 5,601   | 8,497   | 6,98,884  | 3,77,269  | 4,65,909  | 6,21,484  | 9,14,471  |
| Bolts and nuts . . . "   | 2,681    | 1,040   | 3,041   | 3,824   | 5,817   | 6,52,258  | 5,28,492  | 7,79,220  | 10,70,048 | 12,89,705 |
| Fencing materials<br>(including<br>Fencing wire) . . . "                                 | 570      | 1,064   | 1,676   | 2,802   | 2,305   | 96,597    | 2,54,728  | 3,91,788  | 6,37,572  | 4,85,353  |
| Hoops and strips . . . "   | 8,655    | 10,480  | 9,129   | 10,822  | 16,007  | 9,98,484  | 11,73,208 | 11,14,236 | 14,41,918 | 20,54,274 |
| Nails, rivets, and<br>washers . . . "  | 2,949    | 2,755   | 3,389   | 4,116   | 6,007   | 7,01,650  | 7,02,122  | 8,20,330  | 9,23,254  | 12,30,460 |
| Old for re-<br>manufacture . . . "   | 71       | 59      | 77      | 11      | 120     | 8,567     | 2,044     | 2,322     | 239       | 4,277     |
| Pipes and<br>fittings, cast . . . "  | 148      | 350     | 240     | 252     | 637     | 64,171    | 85,363    | 1,46,461  | 1,16,717  | 2,65,361  |
| Balls, chairs and<br>fishplates (in-<br>cluding those<br>for Railways)—                  |          |         |         |         |         |           |           |           |           |           |
| Protected—<br>Rails, 30 lbs. per<br>yard and over,<br>and fishplates<br>therefor . . . " | 590      | 168     | 379     | 3,634   | 2,781   | 1,15,794  | 29,180    | 55,022    | 4,09,638  | 1,01,992  |
| Others . . . "   | 252      | 22      | 9       | ..      | 808     | 18,563    | 3,508     | 1,904     | ..        | 56,093    |
| Not Protected . . . "  | 6        | 35      | 1,025   | 120     | 774     | 1,621     | 10,802    | 1,80,189  | 18,909    | 1,04,293  |
| Screws—  |          |         |         |         |         |           |           |           |           |           |
| Wood screws . . . "  | 432      | 444     | 323     | 406     | 1,027   | 2,82,992  | 2,48,642  | 1,45,953  | 1,91,708  | 4,80,118  |
| Metal thread screws . . . "  | 247      | 127     | 265     | 223     | 59      | 1,17,266  | 59,063    | 1,09,787  | 97,244    | 27,379    |
| Total Screws . . . "   | 729      | 571     | 588     | 629     | 1,086   | 3,80,258  | 3,07,705  | 2,49,990  | 2,88,962  | 4,87,492  |

No. 12—continued  
IMPORTS—continued

| PRINCIPAL AND OTHER ARTICLES                                | QUANTITY |         |         |         |         | VALUE       |             |             |             |             |
|---|----------|---------|---------|---------|---------|-------------|-------------|-------------|-------------|-------------|
|   | 1931-32  | 1932-33 | 1933-34 | 1934-35 | 1935-36 | 1931-32     | 1932-33     | 1933-34     | 1934-35     | 1935-36     |
| <b>BENGAL—continued</b>                                     |          |         |         |         |         |             |             |             |             |             |
| <b>CALCUTTA—continued</b>                                   |          |         |         |         |         |             |             |             |             |             |
| <b>Metals and Ores—continued</b>                            |          |         |         |         |         |             |             |             |             |             |
| <b>Iron or Steel—continued</b>                              |          |         |         |         |         |             |             |             |             |             |
| Sheets and plates—  |          |         |         |         |         |             |             |             |             |             |
| Galvanised—   |          |         |         |         |         |             |             |             |             |             |
| Corrugated Tons   | 22,406   | 17,081  | 16,920  | 20,798  | 22,052  | 89,77,868   | 20,05,517   | 80,95,138   | 86,75,506   | 98,10,534   |
| Plain . . . . .   | 4,210    | 3,428   | 2,884   | 4,060   | 4,170   | 7,77,517    | 6,08,187    | 5,81,399    | 7,85,431    | 7,87,139    |
| Tinned—   |          |         |         |         |         |             |             |             |             |             |
| Tin plates . . . . .  | 2,708    | 3,887   | 1,617   | 794     | 1,031   | 6,53,235    | 9,30,937    | 4,98,182    | 2,59,483    | 3,31,202    |
| Other sorts . . . . .                                       | 8        | 19      | 8       | 8       | 41      | 4,806       | 5,630       | 1,901       | 2,581       | 81,874      |
| Not galvanised or tinned—                                   |          |         |         |         |         |             |             |             |             |             |
| Sheets up to ½ inch thick . . . . .                         | 4,043    | 3,723   | 3,827   | 4,045   | 6,205   | 5,88,195    | 4,06,450    | 5,46,878    | 6,43,066    | 9,73,620    |
| Plates over ½ inch thick . . . . .                          | 2,485    | 3,143   | 3,245   | 4,300   | 5,605   | 2,74,788    | 3,74,690    | 4,01,093    | 5,36,347    | 6,74,415    |
| Other sorts . . . . .                                       | 111      | 195     | 82      | 1,780   | 3,473   | 16,918      | 39,858      | 19,756      | 2,44,150    | 4,34,594    |
| Total of Sheets and plates . . . . .                        | 35,921   | 30,975  | 28,028  | 35,780  | 42,577  | 62,00,832   | 51,46,274   | 50,89,327   | 61,47,188   | 70,51,444   |
| Sleepers and keys of steel and iron for Railways . . . . .  | 631      | 318     | 409     | 322     | 486     | 1,41,117    | 26,103      | 87,983      | 80,780      | 90,088      |
| Tubes, pipes and fittings, wrought . . . . .                | 6,157    | 6,444   | 9,155   | 12,301  | 19,488  | 18,14,837   | 16,08,182   | 22,54,288   | 32,14,013   | 36,54,012   |
| Wire nails . . . . .  | 2,070    | 2,732   | 3,059   | 3,894   | 2,508   | 3,43,857    | 4,15,000    | 4,71,016    | 5,60,004    | 3,05,064    |
| Wire rope—  |          |         |         |         |         |             |             |             |             |             |
| Black . . . . .   | 976      | 960     | 1,048   | 1,326   | 1,405   | 4,91,185    | 4,64,294    | 4,64,171    | 6,34,078    | 6,66,678    |
| Galvanised . . . . .  | 501      | 286     | 329     | 559     | 405     | 2,12,459    | 1,44,180    | 1,67,992    | 2,19,973    | 2,30,858    |
| Wire other than Fencing wire . . . . .                      | 3,822    | 3,812   | 3,004   | 4,240   | 3,906   | 6,54,487    | 7,21,045    | 5,86,234    | 7,13,078    | 6,80,765    |
| Other manufactures of iron or steel . . . . .               | 3,803    | 4,114   | 3,051   | 4,173   | 4,804   | 11,14,554   | 9,49,850    | 9,47,626    | 13,94,006   | 15,35,478   |
| Total of Iron or Steel . . . . .                            | 77,860   | 70,734  | 73,501  | 94,545  | 120,425 | 1,49,24,423 | 1,31,38,747 | 1,43,88,054 | 1,86,17,455 | 2,15,28,188 |
| <b>Lead—</b>  |          |         |         |         |         |             |             |             |             |             |
| Unwrought—  |          |         |         |         |         |             |             |             |             |             |
| Ore . . . . . Tons  | 29       | 40      | 45      | 57      | 53      | 10,769      | 14,275      | 13,597      | 15,153      | 17,209      |
| Pigs . . . . . Cwts.  | ..       | ..      | ..      | 116     | 144     | ..          | ..          | ..          | 1,120       | 1,633       |
| Other sorts . . . . .                                       | 214      | 238     | 109     | 2       | 6       | 3,145       | 3,015       | 1,454       | 40          | 532         |
| Wrought—  |          |         |         |         |         |             |             |             |             |             |
| Sheets . . . . .  | 4,876    | 3,978   | 4,536   | 4,346   | 5,323   | 59,027      | 46,187      | 51,759      | 47,448      | 66,727      |
| Pipes and Tubes . . . . .                                   | 1,528    | 1,754   | 1,754   | 2,043   | 2,028   | 30,104      | 29,527      | 28,601      | 33,270      | 34,670      |
| Sheets for tea-chests . . . . .                             | 1,140    | 259     | 177     | 208     | 160     | 25,626      | 3,511       | 2,495       | 2,949       | 2,373       |
| Other sorts . . . . .                                       | 1,730    | 2,012   | 1,267   | 1,042   | 1,232   | 49,736      | 43,276      | 47,917      | 45,222      | 47,108      |
| Total of Lead { Tons  | 29       | 40      | 45      | 57      | 53      | 1,78,407    | 1,39,791    | 1,45,823    | 1,45,220    | 1,70,341    |
| Cwts.   | 9,338    | 8,241   | 7,343   | 7,752   | 8,692   |             |             |             |             |             |
| Quicksilver . . . . . Lbs.                                  | 54,666   | 161,138 | 93,784  | 63,934  | 140,676 | 2,13,576    | 3,29,024    | 2,37,144    | 1,59,963    | 2,97,322    |
| Solder . . . . . Cwts.                                      | 844      | 1,119   | 1,531   | 2,221   | 897     | 49,195      | 58,946      | 1,24,917    | 1,06,775    | 79,137      |
| <b>Tin—</b>   |          |         |         |         |         |             |             |             |             |             |
| Unwrought (Blocks, ingots, bars, and slabs) . . . . .       | 27,535   | 28,558  | 25,511  | 30,850  | 35,307  | 24,07,020   | 27,71,322   | 36,04,738   | 46,62,512   | 51,02,586   |
| Wrought, including plates or sheets, not being tinned iron— |          |         |         |         |         |             |             |             |             |             |
| Tin foils . . . . .   | 7        | 3       | 7       | 9       | 32      | 997         | 492         | 1,056       | 2,812       | 3,564       |
| Other sorts . . . . .                                       | 128      | 136     | 240     | 568     | 352     | 10,617      | 9,611       | 34,102      | 32,218      | 56,347      |
| Total of Tin . . . . .                                      | 27,670   | 28,697  | 25,773  | 31,427  | 35,741  | 25,00,234   | 27,81,425   | 36,40,491   | 49,97,542   | 52,52,497   |
| <b>Zinc or Spelter—</b>                                     |          |         |         |         |         |             |             |             |             |             |
| Unwrought . . . . .   | 148,151  | 272,107 | 256,207 | 312,638 | 420,205 | 16,41,187   | 28,36,225   | 28,77,611   | 31,93,214   | 42,79,283   |
| Wrought or manufactured . . . . .                           | 9,593    | 11,457  | 14,853  | 19,365  | 19,754  | 1,49,628    | 1,99,128    | 2,37,717    | 1,66,299    | 1,69,113    |
| Other sorts . . . . .                                       | 145      | 384     | 179     | 152     | 397     | 2,485       | 6,301       | 18,100      | 2,439       | 11,885      |
| Total of Zinc or Spelter . . . . .                          | 157,889  | 283,948 | 271,239 | 323,155 | 439,356 | 18,93,300   | 30,41,654   | 31,27,828   | 33,61,949   | 44,60,281   |



No. 12—continued  
IMPORTS—continued

| PRINCIPAL AND OTHER ARTICLES                                     | QUANTITY |         |         |         |         | VALUE     |           |           |           |           |
|--|----------|---------|---------|---------|---------|-----------|-----------|-----------|-----------|-----------|
|  | 1931-32  | 1932-33 | 1933-34 | 1934-35 | 1935-36 | 1931-32   | 1932-33   | 1933-34   | 1934-35   | 1935-36   |
|  |          |         |         |         |         | R         | R         | R         | R         | R         |
| <b>BENGAL—continued</b>  |          |         |         |         |         |           |           |           |           |           |
| <b>CALCUTTA—continued</b>  |          |         |         |         |         |           |           |           |           |           |
| <b>Paints and painters' materials—contd.</b>                     |          |         |         |         |         |           |           |           |           |           |
| <b>Paints and colours—contd.</b>                                 |          |         |         |         |         |           |           |           |           |           |
| <b>Red lead—</b>   |          |         |         |         |         |           |           |           |           |           |
| Genuine, dry Cwts.   | 17,951   | 23,645  | 10,595  | 16,817  | 20,461  | 2,76,207  | 2,48,009  | 1,36,417  | 1,39,306  | 2,63,538  |
| Reduced, dry . . .   | ..       | ..      | 18      | 3,727   | 3,428   | ..        | ..        | 349       | 35,672    | 33,938    |
| <b>White lead—</b>   |          |         |         |         |         |           |           |           |           |           |
| Genuine, dry . . .   | 2,307    | 5,329   | 5,904   | 5,406   | 8,681   | 63,663    | 1,08,377  | 1,16,100  | 1,08,777  | 1,68,181  |
| Reduced, dry . . .   | ..       | 825     | ..      | ..      | 905     | ..        | 7,098     | ..        | ..        | 14,257    |
| Genuine, moist . . .   | 1,350    | 1,356   | 1,918   | 630     | 854     | 21,668    | 39,731    | 40,737    | 15,080    | 19,240    |
| Reduced, moist . . .   | ..       | 245     | 396     | 1,265   | 778     | ..        | 3,872     | 7,979     | 27,294    | 17,367    |
| Lithophone Dry . . .   | 9,700    | 14,411  | 12,415  | 14,586  | 15,567  | 1,23,198  | 1,65,961  | 1,37,040  | 1,54,042  | 1,54,298  |
| White, moist paint . . .   | 560      | ..      | 74      | ..      | 10      | 7,389     | ..        | 1,115     | ..        | 131       |
| <b>Zinc, white—</b>  |          |         |         |         |         |           |           |           |           |           |
| Genuine, dry . . .   | 6,812    | 9,233   | 6,529   | 2,332   | 1,050   | 1,13,030  | 1,39,495  | 96,451    | 35,201    | 19,521    |
| Reduced, dry . . .   | 482      | ..      | 202     | 49      | 329     | 7,655     | ..        | 2,728     | 626       | 5,122     |
| Genuine, moist . . .   | 3,572    | 6,761   | 6,761   | 7,101   | 7,193   | 99,294    | 1,36,324  | 1,43,721  | 1,49,488  | 1,58,454  |
| Reduced, moist . . .   | 1,187    | 933     | 1,933   | 780     | 520     | 13,573    | 12,814    | 21,391    | 10,690    | 9,652     |
| <b>Other sorts—</b>  |          |         |         |         |         |           |           |           |           |           |
| White, dry . . .   | 17,761   | 12,011  | 253     | 223     | 73      | 50,223    | 31,797    | 1,099     | 1,916     | 4,589     |
| Coloured, dry . . .  | 35,500   | 32,412  | 41,067  | 41,190  | 43,895  | 6,74,337  | 7,78,343  | 3,16,777  | 9,18,070  | 11,01,200 |
| White, moist . . .   | 1,054    | 333     | 233     | 142     | 454     | 22,706    | 10,070    | 7,876     | 8,157     | 20,413    |
| Coloured, moist . . .  | 23,034   | 24,095  | 30,302  | 24,336  | 25,125  | 7,72,931  | 7,81,346  | 7,33,731  | 8,35,055  | 9,16,392  |
| <b>Painters' materials (other than paints and colours)—</b>      |          |         |         |         |         |           |           |           |           |           |
| <b>Turpentine—</b>   |          |         |         |         |         |           |           |           |           |           |
| Genuine turpentine . . .   | 749      | 625     | 1,244   | 1,516   | 1,160   | 20,912    | 19,715    | 32,250    | 34,334    | 23,630    |
| Turpentine substitute . . .                                      | 140      | 203     | 313     | 375     | 1,131   | 2,031     | 5,344     | 6,764     | 13,625    | 15,473    |
| <b>Varnish—</b>  |          |         |         |         |         |           |           |           |           |           |
| Enamels . . .  | 197      | 46      | 63      | 63      | 34      | 12,959    | 2,794     | 3,302     | 3,571     | 1,521     |
| Laquers . . .  | 39       | 85      | 7       | 8       | 13      | 4,206     | 6,711     | 547       | 1,413     | 1,273     |
| Other kinds . . .  | 6,266    | 5,743   | 4,391   | 5,331   | 5,130   | 3,04,443  | 2,33,476  | 2,06,721  | 2,25,721  | 2,36,576  |
| Other kinds of painters' materials . Value                       | —        | —       | —       | —       | —       | 31,617    | 1,13,230  | 1,53,436  | 3,15,133  | 2,00,437  |
| <b>Total of Paints and painters' materials . Value</b>           | —        | —       | —       | —       | —       | 23,23,906 | 31,07,477 | 23,96,446 | 32,23,064 | 36,65,937 |
| <b>Paper and pasteboard—</b>                                     |          |         |         |         |         |           |           |           |           |           |
| <b>Paper (a) —</b>   |          |         |         |         |         |           |           |           |           |           |
| <b>Packing and wrapping paper—</b>                               |          |         |         |         |         |           |           |           |           |           |
| Kraft including imitation kraft Cwts                             | —        | —       | —       | —       | 37,532  | —         | —         | —         | —         | 6,60,054  |
| Brown wrappings, other sorts . . .                               | —        | —       | —       | —       | 4,160   | —         | —         | —         | —         | 41,043    |
| Coloured machine-glazed pressings . . .                          | —        | —       | —       | —       | 231     | —         | —         | —         | —         | 3,123     |
| Manilla, machine-glazed or unglazed, and sulphite envelope . . . | —        | —       | —       | —       | 12,527  | —         | —         | —         | —         | 1,43,397  |
| Fancy, including embossed paper . . .                            | —        | —       | —       | —       | 61      | —         | —         | —         | —         | 1,569     |
| Other sorts . . .  | —        | —       | —       | —       | 36,363  | —         | —         | —         | —         | 6,33,419  |
| <b>Total Packing and wrapping paper (b) . . .</b>                | 65,699   | 95,233  | 84,470  | 93,123  | 90,029  | 10,56,063 | 14,53,072 | 11,36,402 | 12,36,199 | 14,39,071 |

(a) New sub-divisions introduced from 1935-36.  
(b) Figures prior to 1935-36 relate to packing paper only.

No. 12—continued  
IMPORTS—continued

| PRINCIPAL AND OTHER ARTICLES                                     | QUANTITY       |                |                |                |                | VALUE            |                  |                  |                  |                  |
|--|----------------|----------------|----------------|----------------|----------------|------------------|------------------|------------------|------------------|------------------|
|  | 1931-32        | 1932-33        | 1933-34        | 1934-35        | 1935-36        | 1931-32          | 1932-33          | 1933-34          | 1934-35          | 1935-36          |
| BENGAL—continued   |                |                |                |                |                |                  |                  |                  |                  |                  |
| CALCUTTA—continued   |                |                |                |                |                |                  |                  |                  |                  |                  |
| Paper and Pastboard—contd.                                       |                |                |                |                |                |                  |                  |                  |                  |                  |
| Paper(a)—contd.  |                |                |                |                |                |                  |                  |                  |                  |                  |
| Printing paper—  |                |                |                |                |                |                  |                  |                  |                  |                  |
| Newsprinting(b) Cwts.  | 108,747        | 120,258        | 132,934        | 178,609        | —              | 12,96,982        | 12,93,258        | 13,07,826        | 14,00,657        | —                |
| Other sorts(b) . . .   | 77,272         | 68,852         | 86,833         | 46,945         | —              | 12,69,907        | 10,46,832        | 12,55,153        | 7,82,949         | —                |
| Machine glazed poster paper . . .                                | —              | —              | —              | —              | 12,932         | —                | —                | —                | —                | 1,73,324         |
| Litho paper . . .  | —              | —              | —              | —              | 602            | —                | —                | —                | —                | 10,142           |
| White printing paper other than machine glazed Poster and litho— |                |                |                |                |                |                  |                  |                  |                  |                  |
| News printing . . .  | —              | —              | —              | —              | 224,184        | —                | —                | —                | —                | 17,11,188        |
| Others . . .   | —              | —              | —              | —              | 7,397          | —                | —                | —                | —                | 1,34,090         |
| Other sorts . . .  | —              | —              | —              | —              | 40,051         | —                | —                | —                | —                | 7,17,010         |
| Writing paper and envelopes—                                     |                |                |                |                |                |                  |                  |                  |                  |                  |
| Writing paper in large sheets(b) . . .                           | 18,609         | 18,213         | 20,441         | 21,247         | —              | 5,72,658         | 5,23,456         | 5,32,536         | 5,90,098         | —                |
| Note and letter paper and envelopes(b) . . .                     | 986            | 809            | 1,007          | 1,162          | —              | 42,068           | 43,235           | 47,363           | 55,156           | —                |
| Envelopes imported separately(b) . . .                           | 2,652          | 1,505          | 1,439          | 2,382          | —              | 1,07,786         | 60,110           | 82,928           | 83,139           | —                |
| Astraleid or wove and ledger . . .                               | —              | —              | —              | —              | 552            | —                | —                | —                | —                | 25,710           |
| Cream . . .  | —              | —              | —              | —              | 2,278          | —                | —                | —                | —                | 61,815           |
| Other sorts of writing paper . . .                               | —              | —              | —              | —              | 23,395         | —                | —                | —                | —                | 5,74,000         |
| Writing pads . . .   | —              | —              | —              | —              | 443            | —                | —                | —                | —                | 22,129           |
| Boxed stationery . . .   | —              | —              | —              | —              | 1,740          | —                | —                | —                | —                | 1,01,856         |
| Blotting paper . . .   | —              | —              | —              | —              | 1,459          | —                | —                | —                | —                | 41,729           |
| Old Newspaper in bales and bags . . .                            | 222,040        | 257,811        | 243,029        | 325,652        | 301,994        | 8,99,386         | 11,69,350        | 11,00,951        | 11,94,107        | 10,82,370        |
| Other kinds of paper . . .                                       | 21,436         | 24,976         | 23,975         | 25,870         | 29,571         | 7,13,427         | 7,73,954         | 8,88,418         | 8,19,200         | 8,74,074         |
| Paper manufac- tures . . .                                       | 6,656          | 14,342         | 19,404         | 28,494         | 18,902         | 3,89,732         | 4,67,961         | 6,41,803         | 9,51,056         | 5,67,050         |
| Pastboard, mill-board, and cardboard of all kinds—               |                |                |                |                |                |                  |                  |                  |                  |                  |
| Strawboards . . .  | 44,731         | 80,632         | 68,691         | 88,178         | 98,156         | 2,96,388         | 5,07,807         | 3,57,009         | 4,20,339         | 4,17,593         |
| Other kinds . . .  | 24,462         | 46,674         | 51,415         | 53,940         | 96,333         | 3,05,604         | 6,61,311         | 6,27,998         | 6,28,096         | 11,21,555        |
| Manufactures of Pastboard, millboard and cardboard . . .         | 490            | 2,669          | 3,814          | 6,234          | 1,794          | 18,557           | 78,177           | 1,15,607         | 1,30,811         | 56,485           |
| <b>Total of Paper, etc.</b> . . .                                | <b>595,780</b> | <b>731,819</b> | <b>732,202</b> | <b>865,841</b> | <b>962,702</b> | <b>69,69,483</b> | <b>80,89,525</b> | <b>81,38,394</b> | <b>82,83,497</b> | <b>91,88,596</b> |
|  |                |                |                |                |                |                  |                  |                  |                  |                  |
| Paper-making materials—  |                |                |                |                |                |                  |                  |                  |                  |                  |
| Pulp of wood . . .   | 401,996        | 383,181        | 365,698        | 358,172        | 278,768        | 33,70,857        | 19,75,373        | 24,06,465        | 23,73,643        | 18,25,324        |
| Bags and other materials . . .                                   | 22             | 30             | 35             | 200            | 22             | 1,081            | 1,050            | 1,208            | 9,741            | 734              |
| Paraffin wax . . . Tons  | 186            | ..             | 66             | 79             | 269            | 27,020           | ..               | 19,553           | 26,203           | 41,569           |
| Perfumery, not being perfumed spirit . . . Value                 | —              | —              | —              | —              | —              | 37,371           | 53,179           | 51,629           | 38,590           | 37,366           |
| Pitch, and tar—  |                |                |                |                |                |                  |                  |                  |                  |                  |
| Coal tar and pitch . Cwts.                                       | 1,684          | 43,785         | 83,302         | 30,561         | 17,054         | 21,325           | 1,13,008         | 2,24,695         | 99,012           | 51,529           |
| Stockholm tar and pitch . . .                                    | 578            | 1,348          | 2,090          | 2,080          | 1,861          | 8,881            | 20,302           | 29,449           | 23,423           | 20,063           |
| Planks, living, etc. . . Value                                   | —              | —              | —              | —              | —              | 17,943           | 26,424           | 74,410           | 1,00,512         | 43,710           |
|  |                |                |                |                |                |                  |                  |                  |                  |                  |
| Polishes—  |                |                |                |                |                |                  |                  |                  |                  |                  |
| Polishes and compositions for application to leather . . .       | —              | —              | —              | —              | —              | 3,24,997         | 3,15,385         | 3,08,208         | 2,84,170         | 3,20,651         |
| Polishes and compositions for application to metals, etc. . .    | —              | —              | —              | —              | —              | 1,55,328         | 99,323           | 1,18,872         | 1,17,052         | 1,01,758         |
| Wood polish . . .  | —              | —              | —              | —              | —              | 14,783           | 3,489            | 3,071            | 1,988            | 2,270            |
| Polishes, other sorts . . .                                      | —              | —              | —              | —              | —              | 1,00,798         | 1,99,300         | 2,50,644         | 3,00,841         | 4,52,218         |
| <b>Total of Polishes</b> . . .                                   | <b>—</b>       | <b>—</b>       | <b>—</b>       | <b>—</b>       | <b>—</b>       | <b>6,09,216</b>  | <b>6,18,469</b>  | <b>6,80,795</b>  | <b>7,04,031</b>  | <b>8,76,892</b>  |

(a) New sub-divisions introduced from 1935-36,  
(b) Discontinued from 1935-36.

No. 12—continued  
IMPORTS—continued

| PRINCIPAL AND OTHER ARTICLES  | QUANTITY |         |           |           |         | VALUE     |           |           |           |           |
|---|----------|---------|-----------|-----------|---------|-----------|-----------|-----------|-----------|-----------|
|   | 1931-32  | 1932-33 | 1933-34   | 1934-35   | 1935-36 | 1931-32   | 1932-33   | 1933-34   | 1934-35   | 1935-36   |
| <b>BENGAL—continued</b>   |          |         |           |           |         | R         | R         | R         | R         | R         |
| <b>CALCUTTA—continued</b>   |          |         |           |           |         |           |           |           |           |           |
| Precious stones and Pearls, unset—                                    |          |         |           |           |         |           |           |           |           |           |
| Precious stones, unset  |          |         |           |           |         |           |           |           |           |           |
| Diamonds* . . . Value   |          |         |           |           |         | 3,55,107  | 19,60,946 | 12,70,262 | 6,34,195  | 4,47,770  |
| Other precious stones   |          |         |           |           |         | ..        | ..        | 2,578     | 4,304     | 20,885    |
| Printing and Lithographing machinery and materials (excluding paper)— |          |         |           |           |         |           |           |           |           |           |
| Printing and lithographing presses Value                              |          |         |           |           |         | 5,60,328  | 3,05,013  | 4,75,806  | 4,36,678  | 3,93,054  |
| Printing type . . . Cwts.   | 173      | 205     | 187       | 247       | 298     | 28,135    | 30,323    | 31,521    | 39,555    | 44,433    |
| Printers' and Lithographers' ink . . . Value                          |          |         |           |           |         | 1,18,338  | 1,32,311  | 1,52,798  | 1,27,496  | 1,85,282  |
| Other materials   |          |         |           |           |         | 1,54,705  | 1,79,042  | 1,19,712  | 2,44,101  | 3,72,240  |
| Total of Printing and Lithographing machinery, etc.                   |          |         |           |           |         | 8,60,706  | 6,46,689  | 7,79,932  | 8,48,130  | 9,95,909  |
| Prints, engravings and pictures—                                      |          |         |           |           |         |           |           |           |           |           |
| Photographs and picture postcards . . . Value                         |          |         |           |           |         | 6,712     | 33,268    | 21,970    | 47,019    | 9,576     |
| Others . . . Rs.  |          |         |           |           |         | 41,655    | 4,32,506  | 50,668    | 25,559    | 38,813    |
| Total of Prints, etc.   |          |         |           |           |         | 48,367    | 4,55,774  | 72,638    | 72,578    | 48,389    |
| Provisions and Oilman's stores—                                       |          |         |           |           |         |           |           |           |           |           |
| Bacon and hams . . . Cwts.  | 4,455    | 4,530   | 4,781     | 5,033     | 5,250   | 4,05,655  | 3,66,429  | 3,97,793  | 3,94,053  | 4,05,110  |
| Biscuits and cakes  | 7,092    | 5,933   | 7,111     | 7,577     | 7,359   | 6,17,549  | 5,11,323  | 6,04,171  | 6,52,008  | 6,33,270  |
| Butter . . . "  | 1,799    | 1,789   | 2,076     | 2,462     | 2,317   | 2,65,757  | 2,47,169  | 2,52,636  | 2,43,705  | 2,57,353  |
| Canned and bottled provisions (not specified elsewhere)—              |          |         |           |           |         |           |           |           |           |           |
| Canned or bottled fruits  | 3,733    | 4,655   | 7,595     | 8,941     | 9,734   | 1,66,193  | 2,12,417  | 2,66,793  | 2,33,726  | 2,33,571  |
| Tinned or canned fish   | 2,151    | 3,097   | 3,307     | 3,530     | 4,409   | 1,23,971  | 1,63,549  | 1,72,652  | 1,75,953  | 2,02,616  |
| Vegetable products  | 19,356   | 2,676   | 347       | 974       | 1,135   | 6,75,944  | 96,858    | 37,266    | 37,331    | 40,269    |
| Others . . . "  | 26,917   | 31,045  | 23,663    | 27,033    | 26,727  | 13,25,909 | 12,39,667 | 10,53,403 | 11,11,231 | 11,32,709 |
| Cheese (including canned)   | 2,733    | 3,103   | 2,891     | 3,205     | 3,015   | 2,19,134  | 2,01,439  | 2,37,653  | 2,39,911  | 2,34,164  |
| Cocoa and chocolate   | 1,373    | 1,133   | 1,230     | 1,301     | 1,336   | 1,01,943  | 75,440    | 77,339    | 37,335    | 31,364    |
| Confectionery   | 5,741    | 5,317   | 6,351     | 6,973     | 6,747   | 4,33,513  | 3,95,333  | 4,62,913  | 4,39,161  | 5,10,773  |
| Farinaceous and patent foods—   |          |         |           |           |         |           |           |           |           |           |
| Farinaceous foods in bulk   | 145,344  | 149,312 | 140,339   | 146,940   | 142,797 | 12,90,316 | 10,46,543 | 9,10,303  | 9,43,665  | 9,33,445  |
| Milk foods for infants and invalids (wholly or mainly milk)           | 4,443    | 3,535   | 4,132     | 4,079     | 5,357   | 7,90,369  | 3,53,127  | 5,26,776  | 5,43,134  | 7,31,303  |
| Other sorts . . . "   | 9,923    | 9,042   | 15,143    | 17,151    | 17,435  | 5,71,150  | 4,63,903  | 3,42,759  | 9,36,903  | 10,41,130 |
| Ghee . . . "  | ..       | ..      | ..        | ..        | 40      | ..        | ..        | ..        | ..        | 1,913     |
| Tainglass . . . "   | ..       | ..      | ..        | ..        | 17      | ..        | ..        | ..        | ..        | 2,357     |
| Fats and jellies  | 2,234    | 3,756   | 4,772     | 5,232     | 5,963   | 1,05,413  | 1,24,003  | 1,33,277  | 1,93,303  | 2,10,940  |
| Lard . . . "  | ..       | ..      | ..        | ..        | 133     | ..        | ..        | ..        | ..        | 9,143     |
| Milk, condensed and preserved (including milk cream)                  | 30,790   | 22,926  | 19,329    | 20,593    | 19,370  | 3,32,907  | 5,71,330  | 4,93,540  | 5,91,356  | 5,75,971  |
| Pickles, chutnies, sauces, and condiments                             | 730      | 1,279   | 2,432     | 2,379     | 2,944   | 31,371    | 1,12,093  | 1,33,729  | 2,21,703  | 2,19,193  |
| Vinegar (excluding bottled vinegar)                                   | 4,339    | 4,029   | 4,296     | 2,711     | 2,651   | 6,512     | 6,733     | 4,653     | 3,911     | 3,396     |
| Other sorts of provisions—  |          |         |           |           |         |           |           |           |           |           |
| Others . . . Cwts.  | 14,943   | 12,372  | 5,137     | 3,190     | 10,533  | 1,74,332  | 5,16,693  | 2,30,113  | 3,15,739  | 3,53,040  |
| Total of Provisions and Oilman's stores . . . Value                   |          |         |           |           |         | 36,49,449 | 70,18,179 | 69,48,454 | 74,30,339 | 79,18,919 |
| Rubber—   |          |         |           |           |         |           |           |           |           |           |
| Raw . . . Lbs.  | 230,165  | 357,152 | 1,314,692 | 1,272,334 | 593,663 | 43,401    | 60,523    | 2,70,057  | 4,01,631  | 1,93,693  |
| Manufactures—   |          |         |           |           |         |           |           |           |           |           |
| Pneumatic motor covers No.  | 61,473   | 50,639  | 54,107    | 63,393    | 45,293  | 29,73,539 | 20,04,435 | 13,10,673 | 21,35,561 | 17,50,653 |
| " " tubes "   | 63,332   | 47,514  | 53,190    | 60,070    | 43,661  | 3,45,333  | 2,30,135  | 2,76,753  | 3,41,933  | 2,57,243  |
| " " cycle covers  | 1,327    | 599     | 740       | 1,033     | 452     | 14,014    | 13,031    | 23,539    | 10,344    | 6,541     |
| Pneumatic motor cycle tubes   | 1,459    | 954     | 1,235     | 3,421     | 943     | 4,133     | 2,677     | 3,137     | 19,449    | 2,933     |
| Pneumatic cycle covers  | 390,135  | 423,609 | 592,574   | 554,069   | 609,031 | 3,95,615  | 5,43,011  | 7,05,246  | 6,33,665  | 3,99,332  |
| " " tubes "   | 424,623  | 759,254 | 643,333   | 739,997   | 662,773 | 3,97,736  | 3,05,343  | 3,05,659  | 3,43,504  | 2,35,193  |
| Solid rubber tyres for motor vehicles                                 | 1,154    | 325     | 493       | 1,729     | 1,137   | 1,15,351  | 37,172    | 37,269    | 73,332    | 44,553    |
| Other manufactures except apparel, boots and shoes . . . Value        |          |         |           |           |         | 7,93,339  | 7,30,977  | 7,22,429  | 7,34,364  | 3,59,212  |
| Total of Rubber . . .   |          |         |           |           |         | 43,93,362 | 40,21,556 | 41,54,332 | 47,23,337 | 42,14,733 |

\* Inclusive of imports by postal packets referred to Collectors of Customs for assessment.

TRADE AT CHIEF PORT  
CALCUTTA

( 54 )

No. 12—continued  
IMPORTS—continued

| PRINCIPAL AND OTHER ARTICLES  | QUANTITY  |           |           |           |           | VALUE       |             |           |           |           |
|---|-----------|-----------|-----------|-----------|-----------|-------------|-------------|-----------|-----------|-----------|
|   | 1981-82   | 1982-83   | 1983-84   | 1984-85   | 1985-86   | 1981-82     | 1982-83     | 1983-84   | 1984-85   | 1985-86   |
| BENGAL—continued  |           |           |           |           |           |             |             |           |           |           |
| CALCUTTA—continued  |           |           |           |           |           |             |             |           |           |           |
| Salt . . . . . Tons   | 374,610   | 418,504   | 399,502   | 283,786   | 392,638   | 57,07,920   | 54,91,695   | 37,23,468 | 35,40,901 | 38,06,605 |
| Seeds—  |           |           |           |           |           |             |             |           |           |           |
| Oil seeds—  |           |           |           |           |           |             |             |           |           |           |
| Essential . . . . . "   | ..        | ..        | ..        | ..        | ..        | 34          | 70          | ..        | ..        | ..        |
| Non-essential—  |           |           |           |           |           |             |             |           |           |           |
| Copra or coconut kernel . . . . . "                                       | 14        | 20        | 29        | 13        | 52        | 3,773       | 5,211       | 7,857     | 2,752     | 4,326     |
| Groundnut . . . . . "   | ..        | ..        | ..        | ..        | ..        | ..          | 30          | ..        | ..        | ..        |
| Others . . . . . "  | ..        | ..        | ..        | 5         | 16        | 39          | ..          | 125       | 2,388     | 5,017     |
| Other than oil-seeds . . . . . "  | 65        | 53        | 58        | 52        | 80        | 1,35,067    | 1,11,138    | 49,206    | 24,664    | 91,058    |
| Total of seeds . . . . . "  | 79        | 72        | 87        | 69        | 148       | 1,35,913    | 1,16,444    | 56,688    | 29,804    | 1,00,456  |
| Shells and Cowries—   |           |           |           |           |           |             |             |           |           |           |
| Cowries . . . . . Cwts.   | 927       | 817       | 958       | 410       | 1,554     | 7,264       | 9,688       | 7,333     | 4,314     | 9,257     |
| Shells—   |           |           |           |           |           |             |             |           |           |           |
| Shells chanks (sankhi large, etc.) . . . . . "                            | ..        | ..        | ..        | ..        | 422       | ..          | ..          | ..        | ..        | 2,955     |
| Smokers' requisites (excluding tobacco) Value                             | —         | —         | —         | —         | —         | 57,399      | 55,711      | 1,07,725  | 93,712    | 1,00,751  |
| Soap—   |           |           |           |           |           |             |             |           |           |           |
| Household and laundry soap in bars or tablets Cwts.                       | 19,795    | 15,660    | 25,556    | 16,428    | 3,411     | 5,53,752    | 4,04,221    | 4,27,767  | 3,66,862  | 77,738    |
| Toilet soap . . . . . "   | 9,329     | 15,378    | 14,298    | 12,114    | 12,421    | 6,54,305    | 8,55,894    | 7,59,912  | 8,13,640  | 8,34,820  |
| Other sorts . . . . . "   | 3,658     | 2,345     | 2,530     | 1,105     | 1,862     | 1,02,693    | 76,727      | 68,282    | 25,982    | 57,252    |
| Total of Soap . . . . . "   | 32,682    | 33,383    | 42,484    | 29,647    | 17,694    | 13,09,650   | 13,36,842   | 12,55,961 | 12,06,424 | 9,69,805  |
| Specimens illustrative of natural science Value                           | —         | —         | —         | —         | —         | ..          | ..          | ..        | ..        | 7,205     |
| Spices—   |           |           |           |           |           |             |             |           |           |           |
| Betelnuts . . . . . "   | 639,655   | 585,692   | 660,305   | 767,853   | 743,428   | 78,53,857   | 53,96,742   | 51,25,134 | 52,85,723 | 45,34,023 |
| Cassia . . . . . "  | 20,530    | 10,296    | 24,231    | 24,468    | 28,562    | 2,49,574    | 2,04,560    | 2,93,199  | 2,53,512  | 2,84,105  |
| Cloves . . . . . "  | 17,789    | 16,766    | 17,000    | 22,978    | 17,405    | 10,56,226   | 7,65,672    | 7,06,805  | 8,26,104  | 4,87,839  |
| Ginger . . . . . "  | 427       | 251       | 327       | 1,245     | 2,385     | 10,011      | 4,502       | 6,423     | 22,647    | 44,036    |
| Nutmegs . . . . . "   | 2,128     | 2,333     | 2,414     | 4,422     | 2,622     | 91,027      | 74,080      | 64,852    | 67,239    | 61,882    |
| Pepper . . . . . "  | 3,455     | 3,783     | 4,365     | 8,609     | 10,885    | 2,04,335    | 1,37,300    | 1,21,445  | 77,555    | 1,72,317  |
| Other sorts . . . . . "   | 540       | 368       | 429       | 964       | 416       | 53,723      | 29,805      | 40,408    | 38,855    | 38,833    |
| Total of Spices . . . . . "   | 664,524   | 623,489   | 703,971   | 825,539   | 866,208   | 95,18,193   | 66,19,561   | 63,68,866 | 65,71,635 | 56,68,085 |
| Starch Dextrine and farina—   |           |           |           |           |           |             |             |           |           |           |
| Starch . . . . . "  | 54,617    | 66,116    | 83,966    | 81,127    | 111,013   | 4,98,505    | 5,75,229    | 5,96,253  | 6,09,200  | 7,89,076  |
| Farina and Potato flour . . . . . "                                       | 11,624    | 5,722     | 6,777     | 5,605     | 5,713     | 80,765      | 56,129      | 43,380    | 43,675    | 42,437    |
| Sago flour . . . . . "  | 46,358    | 37,334    | 40,510    | 54,332    | 65,070    | 3,12,836    | 3,07,100    | 4,77,786  | 2,46,091  | 3,07,697  |
| Dextrine (a) . . . . . "  | —         | 2,324     | 3,614     | 3,160     | 4,244     | —           | 26,239      | 29,328    | 38,545    | 48,305    |
| Stationery (excluding paper)—   |           |           |           |           |           |             |             |           |           |           |
| Pencils (excluding slate pencils) Dozens                                  | 1,079,131 | 3,705,713 | 1,991,909 | 1,224,302 | 2,295,715 | 1,48,256    | 2,04,992    | 2,05,658  | 2,13,349  | 2,79,039  |
| Other sorts . . . . . Value   | —         | —         | —         | —         | —         | 20,07,096   | 20,42,476   | 18,78,760 | 17,42,952 | 21,78,462 |
| Sticks and whips . . . . . "  | —         | —         | —         | —         | —         | 3,916       | 4,074       | 10,356    | 5,657     | 5,266     |
| Stone and Marble—   |           |           |           |           |           |             |             |           |           |           |
| Stone and marble . . . . . Tons   | 881       | 1,102     | 1,084     | 1,074     | 1,445     | 84,405      | 1,37,964    | 97,860    | 93,539    | 1,54,066  |
| Articles of stone and marble . . . . . "                                  | 74        | 87        | 91        | 637       | 480       | 42,321      | 47,229      | 46,961    | 77,092    | 57,411    |
| Total of Stone and Marble . . . . . "                                     | 955       | 1,189     | 1,175     | 1,711     | 1,925     | 1,26,726    | 1,85,243    | 1,44,821  | 1,70,631  | 2,11,477  |
| Sugar—  |           |           |           |           |           |             |             |           |           |           |
| Sugar 23 Dutch Standard and above . . . . . "                             | 139,077   | 86,981    | 25,430    | 20,916    | 17,378    | 1,49,60,096 | 1,10,18,528 | 27,17,998 | 22,82,778 | 17,23,844 |
| Sugar below 23 Dutch Standard but not below 16 Dutch Standard . . . . . " | 27,353    | 1,592     | 2,070     | 1,846     | 2,005     | 36,76,812   | 3,89,769    | 2,86,872  | 2,30,007  | 2,07,197  |
| Beet Sugar . . . . . "  | 30        | 20        | ..        | ..        | ..        | 3,875       | 2,437       | ..        | ..        | ..        |
| Sugar, 16 Dutch Standard and below . . . . . "                            | 185       | 67        | ..        | ..        | 1         | 48,170      | 16,268      | 350       | 948       | 1,643     |
| Molasses . . . . . "  | 30,995    | 29,580    | 2,330     | 415       | ..        | 2,07,957    | 9,39,643    | 66,703    | 8,231     | ..        |
| Total of Sugar . . . . . "  | 196,640   | 118,150   | 29,830    | 23,177    | 19,384    | 1,89,05,710 | 1,32,36,630 | 30,71,720 | 25,31,014 | 19,92,684 |

(a) Separately recorded from 1932-33.

No. 12—continued  
IMPORTS—continued

| PRINCIPAL AND OTHER ARTICLES  | QUANTITY  |            |            |           |            | VALUE     |           |           |           |           |
|---|-----------|------------|------------|-----------|------------|-----------|-----------|-----------|-----------|-----------|
|   | 1931-32   | 1932-33    | 1933-34    | 1934-35   | 1935-36    | 1931-32   | 1932-33   | 1933-34   | 1934-35   | 1935-36   |
| BENGAL—continued  |           |            |            |           |            |           |           |           |           |           |
| CALCUTTA—continued  |           |            |            |           |            |           |           |           |           |           |
| Tallow and stearine—  |           |            |            |           |            |           |           |           |           |           |
| Grease . . . . . Cwts.  | 5,800     | 4,750      | 6,648      | 3,274     | 473        | 72,111    | 57,572    | 62,192    | 32,329    | 11,840    |
| Other sorts . . . . . "   | 12,686    | 17,601     | 15,828     | 25,677    | 34,401     | 2,02,210  | 2,83,538  | 2,65,700  | 3,12,321  | 4,29,898  |
| Total of Tallow and Stearins. . . . . "   | 18,486    | 22,450     | 22,476     | 28,951    | 34,874     | 2,74,321  | 3,46,105  | 3,27,892  | 3,44,650  | 4,41,738  |
| Tea—  |           |            |            |           |            |           |           |           |           |           |
| Black . . . . . Lbs.  | 460,765   | 117,620    | 8,312      | 23,547    | 5,685      | 2,53,657  | 85,057    | 5,560     | 20,562    | 3,446     |
| Green . . . . . "   | 34,053    | 17,173     | 24,852     | 1,329     | 3,854      | 26,011    | 10,243    | 9,544     | 769       | 2,033     |
| Total of Tea . . . . . "  | 494,818   | 134,793    | 33,164     | 24,876    | 9,539      | 2,79,668  | 95,300    | 15,104    | 21,331    | 5,479     |
| Tea-chests (entire or in sections)—   |           |            |            |           |            |           |           |           |           |           |
| Of iron or steel or other metal . . . . . Value   | —         | —          | —          | —         | —          | —         | —         | —         | 7,299     | —         |
| Of wood . . . . . "   | —         | —          | —          | —         | —          | 32,88,024 | 28,32,908 | 33,32,378 | 31,57,391 | 35,74,853 |
| Telegraphs, materials for construction and accessories (excluding electrical)             |           |            |            |           |            |           |           |           |           |           |
| Telephones, materials for construction and accessories (excluding electrical) . . . . . " | —         | —          | —          | —         | —          | 268       | —         | 3,015     | 97        | 2,431     |
| Textiles—   |           |            |            |           |            |           |           |           |           |           |
| Cotton—   |           |            |            |           |            |           |           |           |           |           |
| Raw . . . . . Tons  | 1,093     | 1,022      | 757        | 1,567     | 2,095      | 10,00,083 | 9,22,764  | 6,78,373  | 15,29,507 | 20,82,354 |
| Waste . . . . . Cwts.   | —         | 21         | 43         | 68        | 67         | —         | 484       | 569       | 1,366     | 1,737     |
| Twist and yarn—   |           |            |            |           |            |           |           |           |           |           |
| Grey Nos. 11 to 15 . . . . . Lbs.   | —         | 4,308      | 1,091      | —         | —          | —         | 2,349     | 1,588     | —         | —         |
| " " 16 to 20 . . . . . "  | 88,139    | 82,740     | 34,746     | 12,760    | 31,005     | 74,048    | 61,669    | 30,614    | 11,185    | 24,094    |
| " " 21 to 25 . . . . . "  | 3,890     | 10,577     | 9,734      | 8,911     | 9,744      | 8,747     | 10,317    | 8,955     | 8,608     | 3,027     |
| " " 26 to 30 . . . . . "  | 175,611   | 429,924    | 392,588    | 588,628   | 637,335    | 1,12,906  | 2,55,499  | 2,35,947  | 3,69,707  | 3,87,249  |
| " " 31 to 40 . . . . . "  | 8,483,776 | 12,077,840 | 11,537,367 | 5,612,437 | 10,389,522 | 57,46,647 | 74,80,287 | 71,67,315 | 86,83,513 | 68,03,211 |
| " " 41 to 50 . . . . . "  | 116,536   | 234,780    | 189,353    | 123,755   | 196,502    | 95,534    | 1,04,805  | 1,29,530  | 93,281    | 1,37,334  |
| " " 51 to 60 . . . . . "  | 400,522   | 303,392    | 418,991    | 1,103,145 | 1,194,443  | 3,37,118  | 2,57,344  | 3,32,433  | 8,94,775  | 9,31,172  |
| " " 61 to 100 . . . . . "   | 523,396   | 643,722    | 535,074    | 733,058   | 563,500    | 6,08,190  | 7,65,891  | 6,62,932  | 8,43,771  | 6,32,490  |
| " Above No. 100 . . . . . "   | 19,772    | 42,605     | 48,777     | 75,410    | 50,301     | 37,918    | 75,030    | 73,706    | 1,22,037  | 83,738    |
| " Two-folds (doubles)* Nos. 1 to 25 . . . . . "   | 535,603   | 1,060,560  | 1,289,489  | —         | 300        | 4,76,849  | 7,42,720  | 3,74,088  | —         | 3,245     |
| " " 26 to 50 . . . . . "  | —         | —          | —          | 1,330,316 | 1,829,595  | —         | —         | —         | 9,40,165  | 12,88,027 |
| " " 51 to 80 . . . . . "  | —         | —          | —          | 64,964    | 57,808     | —         | —         | —         | 73,584    | 49,078    |
| " Above No. 80 . . . . . "  | —         | —          | —          | 8,750     | 22,099     | —         | —         | —         | 12,322    | 28,331    |
| White (Bleached)—   |           |            |            |           |            |           |           |           |           |           |
| Nos. 1 to 20 . . . . . "  | 1,546     | 3,288      | 618        | 6,521     | 6,992      | 1,538     | 3,133     | 579       | 14,033    | 5,391     |
| " " 21 to 25 . . . . . "  | 3,030     | 742        | 493        | 1,265     | 3,908      | 3,469     | 914       | 406       | 1,423     | 4,050     |
| " " 26 to 30 . . . . . "  | 22,861    | 41,443     | 88,779     | 43,947    | 118,435    | 37,959    | 46,302    | 44,301    | 69,647    | 1,25,637  |
| " " 31 to 40 . . . . . "  | 33,404    | 33,305     | 10,312     | 10,976    | 32,367     | 24,449    | 26,034    | 3,920     | 9,122     | 33,971    |
| " " 41 to 50 . . . . . "  | 3,300     | 16,333     | 4,332      | —         | 1,500      | 2,913     | 18,511    | 4,892     | —         | 1,794     |
| " Above No. 50 . . . . . "  | 40,316    | 24,957     | 30,521     | 31,255    | 15,045     | 44,444    | 29,079    | 34,430    | 40,603    | 15,507    |
| White two-folds (doubles)*  |           |            |            |           |            |           |           |           |           |           |
| Nos. 1 to 25 . . . . . "  | —         | —          | —          | 8,573     | 246        | —         | —         | —         | 9,154     | 236       |
| " " 26 to 50 . . . . . "  | —         | —          | —          | 210,316   | 121,530    | —         | —         | —         | 1,96,948  | 1,13,913  |
| " " 51 to 80 . . . . . "  | —         | —          | —          | 12,716    | 3,509      | —         | —         | —         | 15,333    | 5,259     |
| " Above No. 80 . . . . . "  | —         | —          | —          | 3,419     | 6,221      | —         | —         | —         | 6,325     | 10,059    |
| Coloured—   |           |            |            |           |            |           |           |           |           |           |
| Nos. 1 to 20 . . . . . "  | 2,571     | —          | 1,143      | —         | 3,000      | 2,484     | —         | 2,229     | —         | 1,376     |
| " " 21 to 25 . . . . . "  | —         | —          | —          | 2,971     | —          | —         | —         | —         | 2,538     | —         |
| " " 26 to 30 . . . . . "  | 2,397     | 1,193      | 603        | 4,490     | 3,634      | 2,857     | 2,391     | 861       | 9,209     | 6,633     |
| " " 31 to 40 . . . . . "  | 119,616   | 159,555    | 25,743     | 12,303    | 14,369     | 1,11,536  | 1,66,703  | 24,769    | 14,403    | 12,910    |
| " " 41 to 50 . . . . . "  | 1,000     | 28,900     | 50         | 2,001     | 4,147      | 1,125     | 33,241    | 121       | 1,463     | 4,213     |
| " Above No. 50 . . . . . "  | 45,436    | 32,176     | 14,242     | 33,745    | 39,733     | 67,603    | 43,913    | 20,013    | 47,529    | 54,309    |
| Coloured Two-folds (doubles)*   |           |            |            |           |            |           |           |           |           |           |
| Nos. 1 to 25 . . . . . "  | 128,399   | 173,304    | 155,376    | —         | —          | 1,32,549  | 2,29,664  | 1,92,622  | —         | —         |
| " " 26 to 50 . . . . . "  | —         | —          | —          | 1,200     | 1,600      | —         | —         | —         | 1,420     | 1,324     |
| " " 51 to 80 . . . . . "  | —         | —          | —          | 213,299   | 113,719    | —         | —         | —         | 2,62,140  | 1,33,753  |
| " Above No. 80 . . . . . "  | —         | —          | —          | 3,509     | 4,769      | —         | —         | —         | 5,281     | 5,736     |
| " Above No. 80 . . . . . "  | —         | —          | —          | 309       | 554        | —         | —         | —         | 1,771     | 1,584     |

\*Subdivided into new heads from 1934-35.



TRADE AT CHIEF PORT  
CALCUTTA

( 56 )

No. 12—continued  
IMPORTS—continued

| PRINCIPAL AND OTHER ARTICLES  | QUANTITY           |                    |                    |                    |                    | VALUE              |                    |                    |                    |                    |
|---|--------------------|--------------------|--------------------|--------------------|--------------------|--------------------|--------------------|--------------------|--------------------|--------------------|
|   | 1931-32            | 1932-33            | 1933-34            | 1934-35            | 1935-36            | 1931-32            | 1932-33            | 1933-34            | 1934-35            | 1935-36            |
| <b>BENGAL—continued</b>   |                    |                    |                    |                    |                    | <b>₹</b>           | <b>₹</b>           | <b>₹</b>           | <b>₹</b>           | <b>₹</b>           |
| <b>CALCUTTA—continued</b>   |                    |                    |                    |                    |                    |                    |                    |                    |                    |                    |
| <b>Textiles—continued</b>   |                    |                    |                    |                    |                    |                    |                    |                    |                    |                    |
| <b>Cotton—continued</b>   |                    |                    |                    |                    |                    |                    |                    |                    |                    |                    |
| <b>Mercerized Cotton Yarn—</b>  |                    |                    |                    |                    |                    |                    |                    |                    |                    |                    |
| Nos. 26 to 30 Lbs.  | ..                 | 1,331              | ..                 | ..                 | ..                 | ..                 | 1,364              | ..                 | ..                 | ..                 |
| " 31 to 40 . "  | 5,661              | 7,500              | ..                 | ..                 | ..                 | 7,080              | 7,609              | ..                 | ..                 | ..                 |
| " 41 to 50 . "  | ..                 | ..                 | 102                | ..                 | ..                 | ..                 | ..                 | 118                | ..                 | ..                 |
| Above No. 50 . "  | 22,500             | 29,098             | 7,500              | ..                 | 993                | 31,928             | 35,485             | 7,091              | ..                 | 2,022              |
| Mercerized cotton yarn two fold (doubles) (a) . "                                 | 199,103            | 386,393            | 538,018            | —                  | —                  | 2,90,960           | 4,10,126           | 5,23,711           | —                  | —                  |
| Nos. 1 to 25 (b) . "  | —                  | —                  | —                  | ..                 | 292                | —                  | —                  | —                  | ..                 | 292                |
| " 26 to 50(b) . "   | —                  | —                  | —                  | 95,293             | 58,965             | —                  | —                  | —                  | 83,066             | 50,669             |
| " 51 to 80 (b) . "  | —                  | —                  | —                  | 912,768            | 754,036            | —                  | —                  | —                  | 10,13,231          | 7,21,296           |
| Above No. 80 (b) . "  | —                  | —                  | —                  | 83,200             | 75,500             | —                  | —                  | —                  | 1,14,525           | 85,772             |
| Unspecified descriptions of twist and yarn . "                                    | ..                 | ..                 | 253                | ..                 | ..                 | ..                 | ..                 | 346                | ..                 | ..                 |
| Above No. 50 . "  | ..                 | ..                 | ..                 | 7,318              | ..                 | ..                 | ..                 | ..                 | 10,580             | ..                 |
| <b>Total of Twist and yarn . "</b>  | <b>11,127,761</b>  | <b>16,018,061</b>  | <b>15,851,012</b>  | <b>11,879,758</b>  | <b>16,376,462</b>  | <b>84,66,415</b>   | <b>1,10,62,838</b> | <b>1,04,49,399</b> | <b>89,76,493</b>   | <b>1,17,86,392</b> |
| <b>Manufactures—</b>  |                    |                    |                    |                    |                    |                    |                    |                    |                    |                    |
| Blankets . . . "  | 873,047            | 87,681             | 45,685             | 429,205            | 362,519            | 3,22,295           | 34,785             | 21,189             | 2,37,091           | 1,94,610           |
| Braids (b) . . . "  | —                  | —                  | —                  | 192,860            | 117,010            | —                  | —                  | —                  | 1,18,966           | 66,100             |
| Canvas . . . Yds.   | 194,003            | 344,055            | 161,721            | 296,886            | 468,753            | 1,80,257           | 2,04,137           | 1,65,200           | 3,21,907           | 5,05,793           |
| Handkerchiefs and shawls in the piece—  |                    |                    |                    |                    |                    |                    |                    |                    |                    |                    |
| Handkerchiefs No.   | 525,520            | 360,627            | 353,655            | 557,224            | 1,617,083          | 42,068             | 55,075             | 82,965             | 37,275             | 82,889             |
| Shawls . . . "  | 679                | 2,106              | 3,130              | 18,520             | 8,573              | 1,682              | 4,584              | 6,059              | 20,222             | 10,448             |
| Hosiery—  |                    |                    |                    |                    |                    |                    |                    |                    |                    |                    |
| Stocking and Socks Dozen pairs  | 199,759            | 443,189            | 329,821            | 334,911            | 283,813            | 2,45,666           | 4,28,327           | 3,26,231           | 3,40,496           | 2,54,281           |
| Underwear Dozens Lbs.   | 585,598            | 1,150,812          | 1,594,223          | 723,101            | 470,347            | 17,49,543          | 21,70,892          | 31,44,271          | 14,35,204          | 10,69,440          |
| Other sorts Value   | —                  | —                  | —                  | —                  | —                  | 85,803             | 1,9,935            | 3,36,373           | 3,39,413           | 3,37,020           |
| Lace and patent net . . . Yds.  | 369,645            | 325,374            | 423,833            | 675,117            | 730,137            | 1,61,073           | 2,39,207           | 1,36,601           | 2,32,244           | 2,50,753           |
| <b>Piece-goods—</b>   |                    |                    |                    |                    |                    |                    |                    |                    |                    |                    |
| <b>Grey (unbleached)—</b>   |                    |                    |                    |                    |                    |                    |                    |                    |                    |                    |
| <b>Plain Grey—</b>  |                    |                    |                    |                    |                    |                    |                    |                    |                    |                    |
| Drills and Jeans . . . "  | 35,000             | 60,495             | 151,340            | 6,200              | 32,341             | 7,644              | 7,123              | 16,518             | 1,443              | 9,067              |
| Flannels and Flannellets Jaconets, including Madapollams, Mulls, and Cambrics . " | ..                 | ..                 | ..                 | 6,984              | 13,500             | ..                 | ..                 | ..                 | 1,269              | 2,621              |
| Longcloth and Shirtings . . . "   | 48,938,659         | 72,730,581         | 29,886,107         | 45,184,920         | 64,218,137         | 78,10,946          | 99,21,601          | 85,50,890          | 54,06,598          | 78,12,821          |
| Sheetings . . . "   | 20,000             | 352,100            | 844,300            | 2,023,307          | 733,495            | 4,998              | 53,658             | 1,08,981           | 3,35,406           | 1,18,041           |
| E. cloth and Domestic . . . "   | ..                 | 4,704              | ..                 | ..                 | ..                 | ..                 | 898                | ..                 | ..                 | ..                 |
| Unspecified descriptions . . . "  | 33,012             | 36,342             | 16,468             | 125,110            | 113,726            | 6,364              | 6,514              | 4,273              | 18,096             | 18,061             |
| <b>Total of Plain Grey . . . "</b>  | <b>50,418,354</b>  | <b>74,332,447</b>  | <b>32,802,681</b>  | <b>48,571,099</b>  | <b>66,376,147</b>  | <b>79,87,494</b>   | <b>1,00,90,341</b> | <b>38,73,346</b>   | <b>58,70,065</b>   | <b>81,17,264</b>   |
| <b>Bordered Grey—</b>   |                    |                    |                    |                    |                    |                    |                    |                    |                    |                    |
| Chadars . . . "   | 5,457              | 45,233             | 74,352             | 68,505             | 70,501             | 847                | 7,816              | 14,346             | 13,604             | 13,735             |
| Dhatts, Saris, and Scarves . . . "  | 79,293,920         | 124,060,742        | 79,113,494         | 104,827,077        | 112,293,965        | 1,14,73,432        | 1,76,85,925        | 1,11,29,629        | 1,49,70,083        | 1,56,59,166        |
| Jaconets including Madapollams, Mulls, and Cambrics . . . "                       | ..                 | ..                 | ..                 | 3,005,457          | ..                 | ..                 | ..                 | ..                 | 5,10,092           | ..                 |
| Longcloth and Shirtings . . . "   | ..                 | ..                 | ..                 | 3,366,059          | ..                 | ..                 | ..                 | ..                 | 4,29,778           | ..                 |
| Sheetings . . . "   | ..                 | ..                 | ..                 | 24,300             | ..                 | ..                 | ..                 | ..                 | 3,869              | ..                 |
| Unspecified description . . . "   | ..                 | 32,700             | 51,906             | 66,594             | ..                 | ..                 | 4,233              | 5,969              | 20,304             | ..                 |
| <b>Total of Bordered Grey . . . "</b>   | <b>79,299,377</b>  | <b>124,128,680</b> | <b>79,239,752</b>  | <b>111,857,992</b> | <b>112,339,466</b> | <b>1,14,74,339</b> | <b>1,76,47,974</b> | <b>1,11,40,044</b> | <b>1,59,53,885</b> | <b>1,56,72,901</b> |
| <b>Total of Plain and Bordered Grey . . . "</b>                                   | <b>129,717,731</b> | <b>198,461,127</b> | <b>112,042,433</b> | <b>159,929,091</b> | <b>179,215,613</b> | <b>1,94,61,833</b> | <b>2,77,38,315</b> | <b>1,50,23,290</b> | <b>2,18,23,950</b> | <b>2,37,90,165</b> |

(a) Discontinued and sub-divided from 1934-35. (b) Separately recorded from 1934-35

## No. 12—continued

## IMPORTS—continued

| PRINCIPAL AND OTHER ARTICLES                                       | QUANTITY          |                   |                   |                   |                   | VALUE            |                  |                  |                  |                  |
|--|-------------------|-------------------|-------------------|-------------------|-------------------|------------------|------------------|------------------|------------------|------------------|
|  | 1931-32           | 1932-33           | 1933-34           | 1934-35           | 1935-36           | 1931-32          | 1932-33          | 1933-34          | 1934-35          | 1935-36          |
| <b>BENGAL—continued</b>  |                   |                   |                   |                   |                   |                  |                  |                  |                  |                  |
| <b>CALCUTTA—continued</b>  |                   |                   |                   |                   |                   |                  |                  |                  |                  |                  |
| <b>Textiles—continued</b>  |                   |                   |                   |                   |                   |                  |                  |                  |                  |                  |
| <b>Cotton—continued</b>  |                   |                   |                   |                   |                   |                  |                  |                  |                  |                  |
| <b>Manufactures—continued</b>                                      |                   |                   |                   |                   |                   |                  |                  |                  |                  |                  |
| <b>Piece goods—continued</b>                                       |                   |                   |                   |                   |                   |                  |                  |                  |                  |                  |
| <b>White (bleached)—</b>   |                   |                   |                   |                   |                   |                  |                  |                  |                  |                  |
| Chadars . . . Yds.   | ..                | ..                | 8,645             | 6,000             | ..                | ..               | ..               | 774              | 906              | ..               |
| Checks, Spots, and Stripes . . .                                   | 212,599           | 366,068           | 313,209           | 439,422           | 413,300           | 70,405           | 1,14,316         | 1,05,545         | 1,21,437         | 1,20,003         |
| Dhuttas, Saris, and Scarves . . .                                  | 412,923           | 2,065,953         | 1,303,043         | 4,120,776         | 2,049,050         | 72,067           | 3,48,070         | 2,38,825         | 7,04,284         | 4,10,166         |
| Drills and Jeans . . .   | 1,041,792         | 1,148,786         | 1,074,961         | 785,787           | 737,087           | 2,15,499         | 2,05,031         | 2,30,698         | 2,10,188         | 2,33,023         |
| Embroidered all-overs (a)  | —                 | —                 | —                 | 32,951            | 35,615            | —                | —                | —                | 21,468           | 17,182           |
| Flannel and Flannelettes . . .                                     | 10,982            | 13,800            | 100               | 48                | 183               | 2,228            | 2,104            | 806              | 18               | 207              |
| Jacquets, Madapolams, Cambrics, and Muslins . . .                  | 961,959           | 1,790,715         | 2,008,099         | 4,792,392         | 3,045,576         | 2,33,763         | 4,07,038         | 4,05,734         | 10,96,072        | 6,34,173         |
| Lawns . . .  | 117,049           | 213,167           | 164,505           | 1,132,552         | 209,734           | 27,304           | 40,786           | 35,641           | 30,875           | 49,114           |
| Longcloth and Shirtings . . .                                      | 8,926,465         | 12,664,994        | 5,840,032         | 6,982,173         | 4,812,096         | 17,58,752        | 20,27,007        | 9,18,648         | 13,21,778        | 9,01,439         |
| Mulls . . .  | 14,778,767        | 21,065,710        | 12,735,845        | 17,488,141        | 14,666,780        | 24,82,577        | 33,05,711        | 21,99,894        | 29,24,566        | 22,95,482        |
| Nainsocks . . .  | 13,324,339        | 16,767,983        | 10,530,037        | 10,239,517        | 5,891,082         | 18,46,410        | 18,47,072        | 11,88,019        | 14,45,170        | 6,98,012         |
| Sheetings . . .  | 23,332            | 16,099            | 88,631            | 29,044            | 22,649            | 19,176           | 13,488           | 37,966           | 16,589           | 17,552           |
| Twill . . .  | 1,198,032         | 3,439,530         | 1,700,302         | 1,730,198         | 2,927,210         | 3,14,933         | 8,16,488         | 3,93,513         | 4,60,757         | 7,00,388         |
| Unspecified descriptions   | 192,850           | 470,619           | 960,735           | 860,605           | 150,041           | 53,002           | 1,31,027         | 2,32,835         | 81,354           | 42,858           |
| <b>Total of White (bleached)</b>                                   | <b>41,208,379</b> | <b>60,028,434</b> | <b>36,730,034</b> | <b>47,140,501</b> | <b>34,963,283</b> | <b>71,45,201</b> | <b>92,66,743</b> | <b>59,83,377</b> | <b>84,95,462</b> | <b>62,24,260</b> |
| <b>Coloured, printed, or dyed—</b>                                 |                   |                   |                   |                   |                   |                  |                  |                  |                  |                  |
| <b>Printed goods—</b>  |                   |                   |                   |                   |                   |                  |                  |                  |                  |                  |
| Cambrics, including Madapolams, Muslins, Mulls, and Jacquets . . . | 179,265           | 320,463           | 309,598           | 518,307           | 1,135,565         | 52,480           | 90,285           | 80,858           | 1,34,996         | 2,13,043         |
| Checks, Spots and Stripes . . .                                    | 107,671           | 556,627           | 533,537           | 1,203,337         | 3,421,114         | 46,333           | 1,01,538         | 1,08,985         | 4,66,489         | 7,67,054         |
| Drills and Jeans . . .   | 4,889,906         | 9,291,927         | 4,049,616         | 7,800,755         | 10,721,342        | 7,40,248         | 12,78,249        | 6,58,551         | 11,44,439        | 15,28,530        |
| Embroidered all-overs (a)  | —                 | —                 | —                 | 1,430             | ..                | —                | —                | —                | 321              | ..               |
| Flannel and Flannelettes . . .                                     | 2,118,006         | 5,243,491         | 735,323           | 3,826,222         | 3,337,830         | 4,03,306         | 7,48,334         | 1,18,815         | 6,26,542         | 4,46,100         |
| Lungs and Prints and Chints . . .                                  | 4,223,796         | 6,658,372         | 2,821,134         | 7,133,011         | 4,495,026         | 7,88,621         | 11,42,235        | 4,50,102         | 10,68,117        | 7,69,026         |
| Saris and Scarves . . .  | 4,952,404         | 5,976,769         | 5,746,822         | 8,693,346         | 5,895,401         | 10,89,708        | 11,40,440        | 9,77,501         | 15,11,007        | 9,51,396         |
| Sateens . . .  | 198,327           | 169,811           | 80,723            | 100,693           | 49,871            | 63,220           | 53,566           | 22,455           | 27,134           | 11,886           |
| Shirtings . . .  | 4,680,281         | 13,591,069        | 5,045,892         | 9,642,317         | 13,922,099        | 6,35,737         | 15,79,616        | 5,27,766         | 10,36,498        | 12,66,758        |
| Twill . . .  | 322,645           | 443,129           | 141,755           | 349,223           | 456,124           | 64,786           | 81,986           | 31,436           | 83,727           | 33,960           |
| Woven Lungis and Sarongs   | ..                | ..                | ..                | ..                | 427,209           | ..               | ..               | ..               | ..               | 80,494           |
| Unspecified descriptions   | 412,071           | 542,132           | 1,347,830         | 1,986,306         | 1,196,204         | 1,00,742         | 1,74,931         | 3,04,048         | 4,28,023         | 3,16,131         |
| <b>Total of Printed Goods</b>                                      | <b>22,036,372</b> | <b>42,793,797</b> | <b>21,767,220</b> | <b>41,374,997</b> | <b>45,955,784</b> | <b>39,80,070</b> | <b>64,78,830</b> | <b>33,71,513</b> | <b>65,22,288</b> | <b>66,48,194</b> |
| <b>Dyed Goods—</b>   |                   |                   |                   |                   |                   |                  |                  |                  |                  |                  |
| Cambrics, including Madapolams, etc. . .                           | 3,126,178         | 6,659,007         | 6,122,716         | 6,375,419         | 5,537,883         | 7,57,123         | 18,40,584        | 11,01,340        | 10,76,994        | 9,07,824         |
| Checks, Spots and Stripes . . .                                    | 630,042           | 1,745,465         | 1,425,537         | 1,545,843         | 1,010,301         | 1,79,321         | 4,62,226         | 4,79,097         | 4,48,130         | 3,36,564         |
| Drills and Jeans . . .   | 2,671,772         | 4,377,720         | 2,075,997         | 2,588,192         | 2,034,655         | 5,51,267         | 6,97,137         | 4,95,095         | 4,39,318         | 3,38,739         |
| Embroidered all-overs (a)  | —                 | —                 | —                 | 906               | ..                | —                | —                | —                | 364              | ..               |
| Flannels and Flannelettes . . .                                    | 2,032,677         | 3,380,230         | 473,190           | 1,258,110         | 1,240,554         | 3,77,348         | 4,66,999         | 64,757           | 2,11,225         | 2,00,045         |
| Italian cloth and Sateens . . .                                    | 4,104,732         | 6,317,272         | 3,161,063         | 6,516,696         | 2,425,727         | 11,06,697        | 13,02,486        | 6,10,516         | 12,51,955        | 5,24,373         |
| Lungs Prints and Chints . . .                                      | 193,683           | 563,170           | 209,076           | ..                | ..                | 45,895           | 1,28,548         | 33,407           | ..               | ..               |
| Saris and Scarves . . .  | 1,820,231         | 2,136,023         | 893,583           | 743,571           | 600,901           | 3,27,543         | 3,97,873         | 1,53,794         | 1,04,333         | 80,744           |
| Shirtings . . .  | 250,242           | 376,960           | 1,269,950         | 1,200,336         | 565,246           | 68,080           | 82,438           | 2,12,999         | 2,25,032         | 1,11,867         |
| Shirtings . . .  | 2,597,613         | 6,597,659         | 3,441,522         | 2,132,010         | 2,441,952         | 4,33,219         | 9,35,551         | 4,53,228         | 3,29,054         | 2,63,581         |
| Twill . . .  | 1,766,778         | 1,991,051         | 1,568,460         | 2,203,780         | 1,351,313         | 3,38,308         | 3,56,327         | 2,98,717         | 6,03,753         | 2,43,092         |
| Woven Lungis and Sarongs   | 305,669           | 839,082           | 720,043           | 12,000            | 45,637            | 76,985           | 61,104           | 1,16,757         | 1,552            | 7,335            |
| Unspecified descriptions   | 6,673,031         | 9,614,650         | 6,362,488         | 8,930,486         | 9,703,930         | 27,49,616        | 34,52,221        | 22,20,975        | 20,75,226        | 31,72,697        |
| <b>Total of Dyed Goods</b>   | <b>26,072,949</b> | <b>44,104,233</b> | <b>22,850,620</b> | <b>33,513,035</b> | <b>26,018,093</b> | <b>70,52,216</b> | <b>90,23,494</b> | <b>62,66,282</b> | <b>76,73,111</b> | <b>63,01,981</b> |

(a) Separately recorded from 1934-35.

TRADE AT CHIEF PORT  
CALCUTTA

( 58 )

No. 12—continued  
IMPORTS—continued

| PRINCIPAL AND OTHER ARTICLES  | QUANTITY           |                    |                    |                    |                    | VALUE              |                    |                    |                    |                    |
|---|--------------------|--------------------|--------------------|--------------------|--------------------|--------------------|--------------------|--------------------|--------------------|--------------------|
|   | 1931-32            | 1932-33            | 1933-34            | 1934-35            | 1935-36            | 1931-32            | 1932-33            | 1933-34            | 1934-35            | 1935-36            |
|   |                    |                    |                    |                    |                    | ₹                  | ₹                  | ₹                  | ₹                  | ₹                  |
| <b>BENGAL—continued</b>   |                    |                    |                    |                    |                    |                    |                    |                    |                    |                    |
| <b>CALCUTTA—continued</b>   |                    |                    |                    |                    |                    |                    |                    |                    |                    |                    |
| <b>Textiles—continued</b>   |                    |                    |                    |                    |                    |                    |                    |                    |                    |                    |
| <b>Cotton—concluded</b>   |                    |                    |                    |                    |                    |                    |                    |                    |                    |                    |
| <b>Manufactures—concluded</b>   |                    |                    |                    |                    |                    |                    |                    |                    |                    |                    |
| <b>Piece-goods—concluded</b>  |                    |                    |                    |                    |                    |                    |                    |                    |                    |                    |
| <b>Coloured, printed or dyed—continued</b>  |                    |                    |                    |                    |                    |                    |                    |                    |                    |                    |
| <b>Woven coloured goods—</b>  |                    |                    |                    |                    |                    |                    |                    |                    |                    |                    |
| Cambrics, in-<br>cluding Madra-<br>pollams, etc. Yds.   | 105,214            | 845,593            | 194,336            | 821,968            | 360,89             | 80,920             | 1,14,885           | 47,878             | 1,69,447           | 77,000             |
| Checks, Spots,<br>and Stripes<br>Coatings and<br>Trouserings,<br>including Cash-<br>meres, Serges<br>and Tweeds " | 724,111            | 855,387            | 819,593            | 1,156,367          | 635,052            | 1,63,123           | 2,02,972           | 2,05,082           | 8,22,807           | 2,07,234           |
| Dhuits "  | 4,500              | 152,021            | 85,131             | 56,577             | 55,628             | 1,470              | 86,515             | 12,842             | 11,013             | 6,781              |
| Drills and Jeans "  | 903,144            | 332,695            | 601,919            | 979,175            | 458,361            | 1,50,185           | 55,524             | 80,420             | 1,46,385           | 69,741             |
| Embroidered all-<br>overs (a) "   | —                  | —                  | —                  | 153,711            | 364,293            | —                  | —                  | —                  | 60,708             | 1,40,916           |
| Flannel and<br>Flannelettes "   | 185,526            | 749,261            | 55,865             | 649,793            | 475,849            | 31,066             | 97,922             | 9,560              | 1,16,970           | 80,599             |
| Prints and Chints "   | 23,581             | 2,978              | 13,567             | 467,136            | 61,262             | 4,578              | 1,844              | 2,081              | 70,356             | 10,423             |
| Saris and Scarves "   | 142,561            | 181,905            | 628,025            | 556,460            | 700,519            | 37,205             | 89,421             | 1,04,463           | 1,16,073           | 1,12,407           |
| Shirtings "   | 947,210            | 578,287            | 394,608            | 971,101            | 340,222            | 1,67,497           | 1,00,857           | 81,887             | 1,73,682           | 88,428             |
| Twills "  | 438,049            | 568,051            | 154,907            | 318,124            | 387,594            | 79,464             | 84,335             | 31,127             | 65,208             | 60,277             |
| Lungis and<br>Sarongs "   | 170,927            | 714,878            | 653,509            | 911,699            | 1,569,474          | 45,651             | 1,66,391           | 1,11,227           | 1,56,508           | 2,64,853           |
| Velvet and<br>Velvetines "  | 82,259             | 102,921            | 216,619            | 706,343            | 269,555            | 50,751             | 54,112             | 90,760             | 2,81,019           | 1,00,890           |
| Unspecified de-<br>scriptions "   | 297,368            | 422,038            | 899,428            | 1,643,009          | 962,500            | 1,04,476           | 1,24,091           | 2,93,723           | 4,78,020           | 3,12,995           |
| <b>Total of Woven<br/>coloured piece<br/>goods "</b>  | <b>4,426,743</b>   | <b>5,804,217</b>   | <b>5,683,791</b>   | <b>10,604,849</b>  | <b>7,922,721</b>   | <b>10,20,195</b>   | <b>13,02,824</b>   | <b>12,67,915</b>   | <b>25,32,578</b>   | <b>18,89,503</b>   |
| <b>Total of Coloured<br/>Printed or Dyed "</b>  | <b>52,535,164</b>  | <b>92,702,807</b>  | <b>56,081,631</b>  | <b>85,492,861</b>  | <b>80,790,538</b>  | <b>1,20,62,427</b> | <b>1,74,63,148</b> | <b>1,09,16,709</b> | <b>1,67,28,007</b> | <b>1,49,30,678</b> |
| <b>Fente of all descrip-<br/>tions (b)—</b>   |                    |                    |                    |                    |                    |                    |                    |                    |                    |                    |
| <b>Fente not more than 9<br/>yards in length "</b>  | <b>1,060,835</b>   | <b>1,060,438</b>   | <b>2,824,027</b>   | —                  | —                  | <b>1,62,230</b>    | <b>1,71,006</b>    | <b>2,47,884</b>    | —                  | —                  |
| <b>Others "</b>   | <b>345,263</b>     | <b>134,455</b>     | <b>60,315</b>      | —                  | —                  | <b>66,409</b>      | <b>24,084</b>      | <b>5,386</b>       | —                  | —                  |
| <b>Total of Piece goods "</b>   | <b>221,862,272</b> | <b>352,936,756</b> | <b>207,788,440</b> | <b>292,562,478</b> | <b>274,975,449</b> | <b>3,88,98,210</b> | <b>5,46,64,496</b> | <b>3,21,75,666</b> | <b>4,70,47,369</b> | <b>4,48,54,103</b> |
| <b>Goods of cotton<br/>mixed with other<br/>materials (a) "</b>   | —                  | —                  | —                  | 109,487            | 13,590             | —                  | —                  | —                  | 44,146             | 63,494             |
| <b>Rope . . . . . Lbs.</b>  | <b>25,787</b>      | <b>60,821</b>      | <b>53,463</b>      | <b>50,868</b>      | <b>51,751</b>      | <b>22,739</b>      | <b>54,160</b>      | <b>45,880</b>      | <b>45,683</b>      | <b>47,752</b>      |
| <b>Thread, sewing, etc. "</b>   | <b>504,876</b>     | <b>458,605</b>     | <b>446,413</b>     | <b>781,520</b>     | <b>552,506</b>     | <b>14,65,544</b>   | <b>13,49,713</b>   | <b>12,07,697</b>   | <b>15,59,839</b>   | <b>14,62,935</b>   |
| <b>Other sorts of<br/>manufactures "</b>  | <b>923,098</b>     | <b>1,286,045</b>   | <b>681,372</b>     | <b>166,607</b>     | <b>199,374</b>     | <b>6,90,755</b>    | <b>7,96,715</b>    | <b>5,19,351</b>    | <b>1,50,371</b>    | <b>1,79,313</b>    |
| <b>Total of Cotton manu-<br/>factures . . . . . Value</b>   | —                  | —                  | —                  | —                  | —                  | <b>4,33,65,760</b> | <b>6,01,92,020</b> | <b>3,81,63,463</b> | <b>5,24,60,736</b> | <b>4,96,96,662</b> |
| <b>Total of Cotton goods<br/>including twist and<br/>yarn "</b>   | —                  | —                  | —                  | —                  | —                  | <b>5,33,32,175</b> | <b>7,12,54,859</b> | <b>4,86,17,862</b> | <b>6,14,37,279</b> | <b>6,14,83,254</b> |
| <b>Total of Cotton raw<br/>and cotton goods<br/>including twist and<br/>yarn "</b>                                | —                  | —                  | —                  | —                  | —                  | <b>5,33,32,258</b> | <b>7,21,78,107</b> | <b>4,92,96,304</b> | <b>6,29,08,152</b> | <b>6,35,67,345</b> |
| <b>Fente of all descriptions not<br/>exceeding 4 yds. in<br/>length (a) . . . . . Yds.</b>                        | —                  | —                  | —                  | 10,663,209         | 4,980,708          | —                  | —                  | —                  | 16,27,245          | 4,57,627           |
| <b>Flax—</b>  |                    |                    |                    |                    |                    |                    |                    |                    |                    |                    |
| Raw . . . . . Lbs.  | —                  | —                  | —                  | —                  | 14                 | —                  | —                  | —                  | —                  | 27                 |
| Twist and yarn . . . . . "  | 32,228             | 13,106             | 4,623              | 13,546             | 11,631             | 27,334             | 11,492             | 3,670              | 11,840             | 12,176             |
| <b>Manufactures—</b>  |                    |                    |                    |                    |                    |                    |                    |                    |                    |                    |
| Canvas . . . . . Yds.   | 498,304            | 618,425            | 507,637            | 554,910            | 437,010            | 4,47,394           | 5,60,662           | 5,01,862           | 5,36,421           | 5,19,866           |
| Piecegoods . . . . . "  | 111,498            | 28,325             | 25,346             | 60,797             | 60,348             | 6,753              | 23,877             | 22,430             | 51,500             | 51,603             |
| Thread, sewing . . . . . Lbs.   | 110,344            | 77,466             | 86,085             | 67,821             | 74,662             | 1,37,295           | 98,653             | 1,03,238           | 1,11,831           | 1,21,691           |
| Other sorts . . . . . "   | 100,659            | 126,703            | 123,461            | 114,176            | 132,206            | 1,69,003           | 1,94,578           | 1,82,445           | 1,51,454           | 2,28,086           |
| <b>Total of Flax manu-<br/>factures . . . . . Value</b>   | —                  | —                  | —                  | —                  | —                  | <b>3,10,944</b>    | <b>3,77,770</b>    | <b>3,09,375</b>    | <b>3,51,206</b>    | <b>3,21,246</b>    |
| <b>Total of Flax . . . . . "</b>  | —                  | —                  | —                  | —                  | —                  | <b>3,38,278</b>    | <b>3,89,262</b>    | <b>3,13,345</b>    | <b>3,63,046</b>    | <b>3,33,449</b>    |
| <b>Haberdashery and<br/>Millinery—</b>  |                    |                    |                    |                    |                    |                    |                    |                    |                    |                    |
| Lace and embrol-<br>dery . . . . . "  | —                  | —                  | —                  | —                  | —                  | 1,57,693           | 1,46,758           | 2,13,653           | 1,74,318           | 1,36,206           |
| Ribbons (a) . . . . . Yds.  | —                  | —                  | —                  | 1,353,783          | 2,082,820          | —                  | —                  | —                  | 83,646             | 35,111             |
| Towels not in the<br>piece . . . . . No.  | 78,432             | 166,067            | 89,842             | 44,957             | 47,609             | 13,588             | 18,412             | 26,225             | 11,151             | 17,934             |
| Other sorts . . . . . Value   | —                  | —                  | —                  | —                  | —                  | 8,48,371           | 8,90,983           | 6,96,667           | 7,47,084           | 6,77,616           |
| <b>Total of Haberdashery<br/>and Millinery . . . . . "</b>  | —                  | —                  | —                  | —                  | —                  | <b>10,19,652</b>   | <b>10,66,155</b>   | <b>9,41,445</b>    | <b>9,71,099</b>    | <b>8,66,916</b>    |

(a) Separately recorded from 1934-35.  
(b) Discontinued from 1934-35.

No. 12—continued  
IMPORTS—continued

| PRINCIPAL AND OTHER ARTICLES  | QUANTITY  |            |           |           |           | VALUE     |           |           |           |           |
|---|-----------|------------|-----------|-----------|-----------|-----------|-----------|-----------|-----------|-----------|
|   | 1931-32   | 1932-33    | 1933-34   | 1934-35   | 1935-36   | 1931-32   | 1932-33   | 1933-34   | 1934-35   | 1935-36   |
| <b>BENGAL—continued</b>   |           |            |           |           |           |           |           |           |           |           |
| <b>CALCUTTA—continued</b>   |           |            |           |           |           |           |           |           |           |           |
| <b>Textiles—continued</b>   |           |            |           |           |           |           |           |           |           |           |
| <b>Hemp—</b>  |           |            |           |           |           |           |           |           |           |           |
| Raw . . . Cwts.   | 15,299    | 24,493     | 20,804    | 20,587    | 23,281    | 2,31,708  | 3,58,352  | 2,47,700  | 2,10,194  | 3,06,486  |
| Manufactures . Value  | —         | —          | —         | —         | —         | 21,191    | 3,260     | 1,321     | 11,676    | 11,658    |
| Total of Hemp . "   | —         | —          | —         | —         | —         | 2,52,899  | 3,61,612  | 2,49,021  | 2,21,870  | 3,18,144  |
| <b>Jute—</b>  |           |            |           |           |           |           |           |           |           |           |
| Raw . . . Tons  | 4         | 7          | 28        | 12        | 217       | 871       | 1,931     | 3,092     | 2,300     | 39,214    |
| Twist and yarn . Lbs.   | 2,687     | 7,799      | 11,998    | 5,653     | 18,567    | 2,397     | 2,100     | 2,952     | 1,007     | 3,627     |
| Manufactures—   |           |            |           |           |           |           |           |           |           |           |
| Canvas . . . Yds.   | 34,299    | 26,370     | 20,530    | 8,970     | 30,669    | 32,019    | 24,337    | 19,050    | 10,162    | 41,242    |
| Gunny bags . No.  | 231,834   | 17,196     | 14,988    | 4,443     | 2,900     | 31,623    | 5,320     | 3,048     | 2,148     | 416       |
| Gunny cloth . Yds.  | 7,197     | 5,098      | 320       | 3,517     | 7,013     | 525       | 495       | 45        | 1,102     | 941       |
| Other sorts . Cwts.   | 993       | 28,972     | 508       | 472       | 656       | 44,107    | 1,95,423  | 21,943    | 11,746    | 30,001    |
| Total of Jute manu-<br>factures . Value                                   | —         | —          | —         | —         | —         | 1,08,274  | 2,25,585  | 44,686    | 25,158    | 72,600    |
| Total of Jute . "   | —         | —          | —         | —         | —         | 1,13,042  | 2,29,616  | 50,780    | 28,465    | 1,15,441  |
| <b>Silk—</b>  |           |            |           |           |           |           |           |           |           |           |
| Raw (a) . . . Lbs.  | 2,136     | 679        | 11,775    | 348,043   | —         | 11,860    | 2,923     | 37,249    | 7,38,513  | —         |
| Waste (a) . . . "   | 50        | —          | —         | 4,795     | —         | 200       | —         | —         | 3,404     | —         |
| Silk, raw and cocoons—<br>Waste product includ-<br>ing duppon (b) . . . " | —         | —          | —         | —         | 1,933     | —         | —         | —         | —         | 4,849     |
| Hand-reeled (b) . . . "   | —         | —          | —         | —         | 5,417     | —         | —         | —         | —         | 16,250    |
| Other sorts (b) . . . "   | —         | —          | —         | —         | 459,373   | —         | —         | —         | —         | 10,00,708 |
| Silk yarns, noils,<br>and warps (c) . . . "                               | 155,411   | 254,090    | 284,625   | —         | —         | 4,82,217  | 9,60,682  | 6,69,750  | —         | —         |
| Made from silk other<br>than waste or noils<br>(d) . . . "                | —         | —          | —         | 126,543   | 80,072    | —         | —         | —         | 4,90,440  | 3,62,061  |
| Made from silk waste<br>or noils (d) . . . "                              | —         | —          | —         | 481,753   | 795,860   | —         | —         | —         | 9,74,747  | 14,94,912 |
| <b>Manufactures—</b>  |           |            |           |           |           |           |           |           |           |           |
| <b>Hosiery—</b>   |           |            |           |           |           |           |           |           |           |           |
| Socks and stock-<br>ings made chiefly<br>of silk (d) . . . Lbs.           | —         | —          | —         | 1,735     | 2,214     | —         | —         | —         | 23,040    | 34,423    |
| Piecegoods . Yds.   | 1,625,933 | 1,695,936  | 744,451   | 393,798   | 295,455   | 10,77,285 | 3,09,399  | 3,56,025  | 1,81,573  | 1,43,549  |
| Goods of silk<br>mixed with<br>other materials . . . "                    | 1,180,348 | 2,675,877  | 1,810,856 | 236,353   | 257,004   | 4,41,698  | 6,31,340  | 4,12,314  | 1,35,908  | 1,11,008  |
| Thread, sewing . Lbs.   | 4,736     | 1,486      | 1,469     | 968       | 308       | 51,507    | 11,471    | 12,355    | 10,474    | 6,301     |
| Other sorts . . . "   | 21,361    | 17,924     | 10,560    | 13,334    | 13,363    | 1,00,377  | 99,785    | 65,702    | 87,165    | 39,919    |
| Total of Silk manu-<br>factures . Value                                   | —         | —          | —         | —         | —         | 16,70,317 | 15,43,495 | 3,47,396  | 3,93,160  | 3,37,260  |
| Total of Silk . . . "   | —         | —          | —         | —         | —         | 21,65,084 | 25,07,105 | 15,54,395 | 26,55,264 | 32,00,075 |
| <b>Wool—</b>  |           |            |           |           |           |           |           |           |           |           |
| Raw . . . Lbs.  | 2,478,549 | 2,368,635  | 2,554,145 | 2,731,514 | 4,120,331 | 12,60,375 | 13,03,329 | 16,89,455 | 20,13,933 | 24,73,845 |
| Yarn and knitting<br>wool—  |           |            |           |           |           |           |           |           |           |           |
| Worsted yarn for<br>weaving . . . "                                       | 105,653   | 81,997     | 155,909   | 173,635   | 100,608   | 1,36,016  | 1,31,346  | 1,49,514  | 2,59,262  | 1,74,543  |
| Knitting wool . . . "   | 89,240    | 147,943    | 133,767   | 110,324   | 130,193   | 2,26,112  | 3,43,026  | 2,45,750  | 2,44,623  | 2,64,517  |
| Manufactures—   |           |            |           |           |           |           |           |           |           |           |
| Blankets and rugs<br>other than floor<br>rugs . . . "                     | 1,103,217 | 1,658,456  | 2,053,769 | 2,993,296 | 1,565,923 | 7,36,734  | 11,75,702 | 14,36,372 | 22,33,567 | 11,11,566 |
| Braids . . . "  | 2,000     | 7,169      | 2,360     | 3,235     | 2,590     | 6,297     | 16,206    | 5,059     | 6,552     | 5,494     |
| Carpets and floor rugs . . . "  | 35,507    | 35,350     | 34,058    | 33,775    | 51,191    | 63,364    | 72,960    | 63,378    | 75,439    | 98,270    |
| Hosiery . . . "   | 33,475    | 113,845    | 103,667   | 196,941   | 225,254   | 1,55,729  | 2,39,799  | 3,54,675  | 5,65,238  | 5,93,439  |
| Piecegoods (e) . Yds  | 1,077,136 | 2,132,518  | 2,084,709 | 2,040,735 | 373,975   | 13,32,004 | 23,60,031 | 21,23,693 | 23,53,302 | 12,07,329 |
| Goods of wool<br>mixed with<br>other mate-<br>rials (d) . . . "           | —         | —          | —         | 1,137,663 | 507,718   | —         | —         | —         | 11,39,346 | 4,74,596  |
| Shawls and Lohis No.<br>(f) . . . "                                       | 90,427    | 70,514     | 34,706    | 33,140    | 107,925   | 2,73,149  | 2,43,111  | 1,23,980  | 1,44,512  | 2,06,663  |
| Other sorts . Lbs.  | 27,333    | 71,501     | 74,380    | 729,640   | 447,655   | 40,347    | 87,995    | 74,709    | 3,18,492  | 3,03,852  |
| Total of Wool manu-<br>factures . Value                                   | —         | —          | —         | —         | —         | 26,53,124 | 42,00,795 | 42,37,316 | 63,91,488 | 42,71,109 |
| Total of Wool . . . "   | —         | —          | —         | —         | —         | 42,75,627 | 64,33,996 | 63,22,035 | 94,09,306 | 71,84,414 |
| <b>Artificial silk—</b>   |           |            |           |           |           |           |           |           |           |           |
| Artificial silk<br>yarn . . . Lbs.  | 32,230    | 255,179    | 627,535   | 1,506,072 | 14,173    | 34,331    | 2,03,035  | 4,90,229  | 10,42,208 | 6,42,910  |
| Hosiery (a)—  |           |            |           |           |           |           |           |           |           |           |
| Socks and<br>stockings made<br>chiefly of<br>artificial silk . . . "      | —         | —          | —         | 64,446    | 150,974   | —         | —         | —         | 1,30,069  | 2,37,296  |
| Piecegoods made<br>entirely of<br>artificial silk . Yds.                  | 3,353,475 | 11,563,310 | 4,120,294 | 6,726,668 | 7,307,991 | 26,00,776 | 25,75,767 | 11,06,213 | 15,31,493 | 14,28,776 |

(a) Discontinued from 1935-36.  
(b) Separately recorded from 1935-36.  
(c) Discontinued and sub-divided from 1934-35.  
(d) Separately recorded from 1934-35.

(e) Figures prior to 1934-35 relate to piecegoods only.  
(f) Figures prior to 1934-35 relate to "Shawls" only.

No. 12—continued  
IMPORTS—continued

| PRINCIPAL AND OTHER ARTICLES  | QUANTITY    |             |            |            |             | VALUE     |           |           |           |           |
|---|-------------|-------------|------------|------------|-------------|-----------|-----------|-----------|-----------|-----------|
|   | 1931-32     | 1932-33     | 1933-34    | 1934-35    | 1935-36     | 1931-32   | 1932-33   | 1933-34   | 1934-35   | 1935-36   |
| BENGAL—continued  |             |             |            |            |             |           |           |           |           |           |
| CALCUTTA—continued  |             |             |            |            |             |           |           |           |           |           |
| Textiles—continued.   |             |             |            |            |             |           |           |           |           |           |
| Artificial silk—continued   |             |             |            |            |             |           |           |           |           |           |
| Piecegoods made of Cotton and artificial silk (a) Yds.  | 1,940,888   | 2,908,850   | 2,600,909  | —          | —           | 6,89,220  | 9,98,205  | 7,28,467  | —         | —         |
| Goods of artificial silk mixed with other materials—Containing 50 per cent or more cotton (b) "               | —           | —           | —          | 1,521,519  | 618,472     | —         | —         | —         | 4,04,688  | 1,85,960  |
| Containing no cotton or less than 50 per cent cotton (b) "  | —           | —           | —          | 301,708    | 96,979      | —         | —         | —         | 1,73,308  | 57,842    |
| Piecegoods made of Cotton embroidered or superimposed with Art silk (c) "                                     | —           | —           | 114,105    | —          | —           | —         | —         | 48,909    | —         | —         |
| Other sorts (c) Value   | —           | —           | —          | —          | —           | 2,61,437  | 1,85,650  | 2,59,842  | 2,11,889  | 69,687    |
| Fabrics containing gold or silver thread (b) "  | —           | —           | —          | —          | —           | —         | —         | —         | —         | 18,543    |
| Other Textiles—   |             |             |            |            |             |           |           |           |           |           |
| Manufactured "  | —           | —           | —          | —          | —           | —         | —         | —         | 2,98,256  | 6,53,896  |
| Tobacco—  |             |             |            |            |             |           |           |           |           |           |
| Unmanufactured Lbs.   | 1,114,252   | 3,062,610   | 2,480,264  | 1,507,886  | 722,575     | 10,16,681 | 32,14,634 | 20,02,951 | 11,03,005 | 8,02,109  |
| Manufactured—   |             |             |            |            |             |           |           |           |           |           |
| Cigars "  | 9,493       | 7,161       | 8,356      | 5,208      | 6,019       | 45,780    | 37,461    | 31,439    | 28,617    | 35,520    |
| Cigarettes { Lbs. 686,808 276,530 216,878 212,289 297,266   | 686,808     | 276,530     | 216,878    | 212,289    | 297,266     | 22,12,512 | 8,92,956  | 5,61,147  | 8,58,419  | 11,34,803 |
| No. 288,804,220 113,075,085 81,969,280 84,729,465 113,080,390   | 288,804,220 | 113,075,085 | 81,969,280 | 84,729,465 | 113,080,390 |           |           |           |           |           |
| Tobacco for pipes and cigarettes Lbs.   | 76,409      | 27,167      | 30,405     | 36,749     | 38,158      | 6,11,696  | 2,18,131  | 2,16,668  | 3,01,258  | 2,42,171  |
| Other sorts "   | 8,810       | 10,734      | 10,837     | 7,654      | 10,323      | 40,264    | 48,652    | 45,316    | 30,169    | 44,504    |
| Total of Tobacco. "   | 1,895,772   | 3,384,202   | 2,696,760  | 1,770,786  | 1,069,341   | 39,20,328 | 44,36,854 | 29,57,416 | 23,21,968 | 22,59,087 |
| Toilet requisites (not specified elsewhere) Value   | —           | —           | —          | —          | —           | 18,43,502 | 17,99,393 | 16,51,806 | 20,08,666 | 20,14,151 |
| Toys and requisites for games and sports excluding fishing tackle—  |             |             |            |            |             |           |           |           |           |           |
| Toys "  | —           | —           | —          | —          | —           | 0,71,994  | 10,19,277 | 16,45,018 | 11,06,195 | 11,47,028 |
| Requisites for games and sports (excluding firearms, etc.)—   |             |             |            |            |             |           |           |           |           |           |
| Playing Cards "   | —           | —           | —          | —          | —           | 2,50,755  | 4,04,761  | 2,16,778  | 3,17,355  | 2,26,815  |
| Other sorts "   | —           | —           | —          | —          | —           | 2,98,866  | 2,38,551  | 3,48,852  | 3,09,901  | 3,20,670  |
| Total of Toys, etc. "   | —           | —           | —          | —          | —           | 12,16,585 | 16,64,959 | 21,11,248 | 17,92,991 | 17,03,513 |
| Umbrellas and Umbrella fittings—  |             |             |            |            |             |           |           |           |           |           |
| Umbrellas, complete, including parasol and sunshades No.  | 4,726       | 78,172      | 162,405    | 147,272    | 77,844      | 9,141     | 31,628    | 46,721    | 33,049    | 22,304    |
| Umbrella fittings Value   | —           | —           | —          | —          | —           | 18,44,976 | 12,46,574 | 12,27,569 | 13,54,709 | 16,25,433 |
| Total of Umbrellas, etc. "  | —           | —           | —          | —          | —           | 18,54,217 | 12,79,502 | 13,74,290 | 13,87,758 | 15,47,737 |
| Vehicles, excluding locomotives, etc., for Railways—  |             |             |            |            |             |           |           |           |           |           |
| Carriages and carts not mechanically propelled and parts thereof (excluding Railway carriages, trucks, etc.)— |             |             |            |            |             |           |           |           |           |           |
| Carriages and carts not mechanically propelled (excluding Railway carriages, trucks, etc.) No.                | 849         | 476         | 520        | 605        | 1,036       | 1,25,078  | 75,109    | 47,814    | 55,230    | 1,03,111  |
| Parts of carriages and carts (excluding rubber tyres) Value   | —           | —           | —          | —          | —           | 1,24,375  | 33,337    | 31,142    | 2,28,659  | 1,79,635  |
| Perambulators and children's go-carts No.   | 1,580       | 1,952       | 1,937      | 3,046      | 2,833       | 38,446    | 35,169    | 27,426    | 34,950    | 43,687    |
| Parts of perambulators and children's go-carts Value  | —           | —           | —          | —          | —           | 1,315     | 1,213     | 303       | 861       | 722       |
| Total of Carriages and Carts  | —           | —           | —          | —          | —           | 2,84,214  | 1,44,828  | 1,56,685  | 3,14,700  | 3,27,555  |
| Cycles (other than motor cycles) and parts thereof and accessories—   |             |             |            |            |             |           |           |           |           |           |
| Cycles imported entire or in sections No.   | 15,007      | 20,329      | 27,301     | 36,526     | 46,693      | 5,40,228  | 6,28,641  | 6,06,857  | 10,29,450 | 14,02,800 |
| Parts of cycles and accessories (excluding rubber tyres) Value  | —           | —           | —          | —          | —           | 16,21,202 | 20,30,584 | 20,48,287 | 28,28,833 | 21,02,069 |
| Total of Cycles, etc. "   | —           | —           | —          | —          | —           | 21,01,430 | 26,59,225 | 28,55,144 | 33,58,283 | 35,05,569 |

(a) Discontinued from 1934-35.  
(b) Separately recorded from 1934-35.  
(c) Separately recorded from 1933-34 and discontinued from 1934-35.

No. 12—continued  
IMPORTS—continued

| PRINCIPAL AND OTHER ARTICLES  | QUANTITY |         |         |         |         | VALUE        |              |              |              |              |
|---|----------|---------|---------|---------|---------|--------------|--------------|--------------|--------------|--------------|
|   | 1931-32  | 1932-33 | 1933-34 | 1934-35 | 1935-36 | 1931-32      | 1932-33      | 1933-34      | 1934-35      | 1935-36      |
| <b>BENGAL—continued</b>   |          |         |         |         |         | R            | R            | R            | R            | R            |
| <b>CALCUTTA—continued</b>   |          |         |         |         |         |              |              |              |              |              |
| Vehicles, excluding locomotives, etc., for Railways—contd.  |          |         |         |         |         |              |              |              |              |              |
| Mechanically propelled vehicles (excluding railway locomotives and tractors)—   |          |         |         |         |         |              |              |              |              |              |
| Aircraft . . . . . No.  | 2        | 5       | 7       | 5       | 2       | 27,576       | 39,007       | 69,531       | 91,468       | 18,105       |
| Parts of aircraft . . . . . Value   | —        | —       | —       | —       | —       | 4,567        | 712          | 29,996       | 25,627       | 7,004        |
| Carriages and parts for Railways . . . . .  | —        | —       | —       | —       | —       | 15,71,518    | 10,34,266    | 18,17,694    | 29,01,385    | 39,09,851    |
| Wagons and parts for Railways . . . . .   | —        | —       | —       | —       | —       | 19,20,316    | 5,09,524     | 7,18,697     | 17,85,028    | 18,00,100    |
| Motor cars (including taxi cabs) . . . . . No.  | 1,783    | 1,618   | 2,354   | 3,126   | 3,249   | 38,86,871    | 32,73,911    | 43,41,526    | 59,48,768    | 50,93,736    |
| Motor cycles (including scooters) . . . . .   | 285      | 202     | 195     | 274     | 101     | 1,23,236     | 82,407       | 94,061       | 1,33,011     | 91,049       |
| Motor omnibuses, motor vans, and motor lorries . . . . .  | 439      | 187     | 440     | 1,033   | 1,125   | 7,23,721     | 3,79,050     | 6,78,370     | 15,56,098    | 16,40,813    |
| Tram Cars . . . . .   | 2        | ..      | ..      | 3       | ..      | 42,317       | ..           | ..           | 32,476       | ..           |
| Parts of mechanically propelled vehicles and accessories, other than of aircraft (excluding rubber tyres) . . . . . Value | —        | —       | —       | —       | —       | 19,65,178    | 17,44,748    | 19,28,199    | 23,99,900    | 19,73,539    |
| Total of Mechanically propelled Vehicles, etc. . . . .  | —        | —       | —       | —       | —       | 1,01,15,795  | 70,68,625    | 96,67,464    | 1,48,78,762  | 1,53,39,303  |
| Ships, parts of (including Launches and boats) . . . . .  | —        | —       | —       | —       | —       | 3,728        | 7,878        | 13,165       | 12,694       | 34,483       |
| Total of Vehicles, excluding locomotives, etc., for railways . . . . .  | —        | —       | —       | —       | —       | 1,25,84,167  | 98,75,556    | 1,26,92,459  | 1,85,54,439  | 1,92,66,806  |
| Wax of all kinds other than paraffin wax (excluding candles) . . . . . Cwts.  | 2,669    | 5,987   | 6,257   | 3,574   | 1,558   | 44,788       | 1,04,915     | 1,10,432     | 89,541       | 60,469       |
| Wood and Timber—  |          |         |         |         |         |              |              |              |              |              |
| Deal and pine wood . . . . . C. Tons  | 9        | 105     | 907     | 1,869   | 1,323   | 1,609        | 3,077        | 52,355       | 1,34,093     | 95,416       |
| Teak wood . . . . .   | ..       | ..      | ..      | ..      | 40      | ..           | ..           | ..           | ..           | 3,546        |
| Firewood . . . . . Tons   | 700      | 612     | 733     | 567     | 494     | 7,318        | 9,247        | 11,026       | 12,682       | 7,417        |
| Other kinds of wood and timber. Value   | —        | —       | —       | —       | —       | 10,24,318    | 3,97,801     | 9,61,063     | 7,21,449     | 9,55,117     |
| Manufactures of wood, other than furniture and cabinetware . . . . .  | —        | —       | —       | —       | —       | 4,42,304     | 5,76,391     | 4,18,652     | 7,58,277     | 7,52,210     |
| Total of Wood and Timber . . . . .  | —        | —       | —       | —       | —       | 14,76,549    | 14,83,516    | 14,33,096    | 16,26,501    | 18,13,706    |
| Postal articles not specified . . . . .   | —        | —       | —       | —       | —       | 30,24,834    | 65,62,713    | 60,86,588    | 56,17,114    | 58,30,460    |
| All other articles of merchandise—  |          |         |         |         |         |              |              |              |              |              |
| Unmanufactured . . . . .  | —        | —       | —       | —       | —       | 17,368       | 39,182       | 52,406       | 1,03,241     | 50,026       |
| Manufactured . . . . .  | —        | —       | —       | —       | —       | 2,61,998     | 2,36,520     | 4,61,892     | 6,60,015     | 8,62,839     |
| <b>GRAND TOTAL IMPORTS</b> . . . . .  | —        | —       | —       | —       | —       | 39,84,07,087 | 34,71,04,810 | 32,12,83,140 | 35,82,32,355 | 37,74,36,151 |

## GOVERNMENT STORES

| PRINCIPAL AND OTHER ARTICLES  | QUANTITY |         |         |         |         | VALUE    |          |          |          |          |
|---|----------|---------|---------|---------|---------|----------|----------|----------|----------|----------|
|   | 1931-32  | 1932-33 | 1933-34 | 1934-35 | 1935-36 | 1931-32  | 1932-33  | 1933-34  | 1934-35  | 1935-36  |
| <b>BENGAL—</b>  |          |         |         |         |         | R        | R        | R        | R        | R        |
| <b>CALCUTTA—</b>  |          |         |         |         |         |          |          |          |          |          |
| Apparel (including drapery, uniforms, accoutrements, but excluding hosiery and boots and shoes) Value | —        | —       | —       | —       | —       | 1,60,200 | 91,277   | 44,027   | 5,683    | 18,898   |
| Arms and ammunition—  |          |         |         |         |         |          |          |          |          |          |
| Fire-arms and parts thereof . . . . .   | —        | —       | —       | —       | —       | 4,26,530 | 6,10,777 | 1,35,383 | 2,07,250 | 1,15,428 |
| Other sorts . . . . .   | —        | —       | —       | —       | —       | 76,637   | 96,967   | 1,77,439 | 2,05,362 | 1,34,883 |
| Total of Arms, etc. . . . .   | —        | —       | —       | —       | —       | 5,03,217 | 7,07,744 | 3,12,822 | 4,12,612 | 2,50,311 |
| Books, printed, and printed matter (not being stationery) including maps and charts . . . . .         | —        | —       | —       | —       | —       | 2,00,599 | 1,08,756 | 24,298   | 17,519   | 23,220   |

TRADE AT CHIEF PORT  
CALCUTTA

( 62 )

No. 12—continued  
IMPORTS—continued

GOVERNMENT STORES—continued

| PRINCIPAL AND OTHER ARTICLES   | QUANTITY |         |         |         |         | VALUE     |          |           |          |           |
|--|----------|---------|---------|---------|---------|-----------|----------|-----------|----------|-----------|
|  | 1931-32  | 1932-33 | 1933-34 | 1934-35 | 1935-36 | 1931-32   | 1932-33  | 1933-34   | 1934-35  | 1935-36   |
| BENGAL—continued   |          |         |         |         |         | R         | R        | R         | R        | R         |
| CALCUTTA—continued   |          |         |         |         |         |           |          |           |          |           |
| Building and Engineering materials, other than of iron, steel, or wood . . . Value | —        | —       | —       | —       | —       | 2,714     | 373      | ..        | 100      | ..        |
| Chemicals . . . . .  | —        | —       | —       | —       | —       | 1,08,247  | 87,302   | 79,828    | 56,066   | 63,012    |
| Drugs, Medicines, and Narcotics—   |          |         |         |         |         |           |          |           |          |           |
| Drugs . . . . .  | —        | —       | —       | —       | —       | 40,378    | 28,187   | 1,401     | 27,066   | 84,378    |
| Medicines and narcotics  | —        | —       | —       | —       | —       | 2,731     | 8,927    | 19,371    | 11,644   | 2,193     |
| Total of Drugs, etc. . .   | —        | —       | —       | —       | —       | 43,109    | 37,114   | 20,772    | 38,710   | 86,571    |
| Earthenware and Porcelain—   |          |         |         |         |         |           |          |           |          |           |
| Earthenware including pipes . . . . .  | —        | —       | —       | —       | —       | 7,419     | 2,602    | 1,121     | 2,086    | 414       |
| Porcelain . . . . .  | —        | —       | —       | —       | —       | 1,660     | 1,988    | 1,193     | 588      | 1,128     |
| Glass and Glassware . . . . .  | —        | —       | —       | —       | —       | 43,502    | 44,764   | 80,786    | 21,326   | 14,898    |
| Hardware and Outfery including agricultural implements and plated ware . . . . .   | —        | —       | —       | —       | —       | 1,13,053  | 74,692   | 78,659    | 71,641   | 83,360    |
| Instruments, Apparatus, and Appliances, and Parts thereof . . . . .                | —        | —       | —       | —       | —       | 9,24,039  | 2,89,225 | 1,61,648  | 1,82,835 | 1,64,048  |
| Leather—   |          |         |         |         |         |           |          |           |          |           |
| Unwrought . . . Cwts.  | 3        | ..      | ..      | 2       | 20      | 2,835     | ..       | 725       | 1,152    | 5,359     |
| Manufactures . . . Value   | —        | —       | —       | —       | —       | 18,326    | 2,929    | 8,094     | 1,854    | 4,988     |
| Total of Leather . . . . .   | —        | —       | —       | —       | —       | 16,101    | 2,929    | 8,819     | 3,006    | 10,347    |
| Liquors . . . . . Gal.   | ..       | ..      | ..      | ..      | 54      | ..        | ..       | ..        | ..       | 675       |
| Machinery and Mill-work—   |          |         |         |         |         |           |          |           |          |           |
| Locomotive engines and Tenders for railways . . . Value                            | —        | —       | —       | —       | —       | 11,47,339 | 5,31,038 | 17,45,333 | 6,08,010 | 23,03,108 |
| Steam-engines and parts (other than locomotives) . . . . .                         | —        | —       | —       | —       | —       | ..        | ..       | 1,867     | ..       | 3,02,311  |
| Other sorts of machinery . . . . .   | —        | —       | —       | —       | —       | 8,61,252  | 3,78,896 | 85,306    | 1,98,156 | 2,24,359  |
| Total of Machinery, etc. . .   | —        | —       | —       | —       | —       | 20,09,091 | 9,09,934 | 18,30,000 | 7,41,166 | 28,22,775 |
| Metals and Ores—   |          |         |         |         |         |           |          |           |          |           |
| Brass, Bronze and similar alloys and manufactures thereof—                         |          |         |         |         |         |           |          |           |          |           |
| Wrought . . . Cwts.  | 6        | ..      | 2       | 33      | 167     | 415       | 17       | 281       | 2,162    | 5,632     |
| Copper—  |          |         |         |         |         |           |          |           |          |           |
| Unwrought . . . . .  | 1        | 6,064   | 2,921   | 8,390   | 14,732  | 47        | 1,82,137 | 72,652    | 1,66,685 | 2,75,058  |
| Wrought . . . . .  | 356      | 12      | 288     | 3,320   | 1,772   | 18,476    | 3,218    | 15,060    | 85,268   | 44,378    |
| Total of Copper . . . . .  | 357      | 6,066   | 3,207   | 11,710  | 16,564  | 18,523    | 1,86,355 | 87,712    | 2,51,948 | 3,19,436  |
| Iron—  |          |         |         |         |         |           |          |           |          |           |
| Pig . . . . . Tons   | 10       | 10      | ..      | ..      | ..      | 1,236     | 1,367    | ..        | ..       | ..        |
| Manufactures—  |          |         |         |         |         |           |          |           |          |           |
| Angle and tee, bolt and rod . . . . .  | 10       | ..      | ..      | ..      | ..      | 1,146     | ..       | ..        | 12       | ..        |
| Bars and channels . . . . .  | ..       | ..      | 38      | ..      | 19      | ..        | ..       | 8,974     | ..       | 2,743     |
| Total of Iron . . . . .  | 20       | 10      | 38      | ..      | 19      | 2,432     | 1,367    | 8,974     | 12       | 2,743     |
| Steel—   |          |         |         |         |         |           |          |           |          |           |
| Bras and channels . . . . .  | ..       | ..      | 22      | 45      | 39      | ..        | 27       | 2,492     | 5,320    | 5,421     |
| Cast . . . . .   | 2        | ..      | ..      | ..      | ..      | 2,780     | 378      | ..        | ..       | ..        |
| Total of Steel . . . . .   | 2        | ..      | 22      | 45      | 39      | 2,780     | 405      | 2,492     | 5,320    | 5,421     |

No. 12—continued  
IMPORTS—continued

## GOVERNMENT STORES—continued

| PRINCIPAL AND OTHER ARTICLES   | QUANTITY     |              |              |              |              | VALUE           |                 |                 |                  |                  |
|--|--------------|--------------|--------------|--------------|--------------|-----------------|-----------------|-----------------|------------------|------------------|
|  | 1931-32      | 1932-33      | 1933-34      | 1934-35      | 1935-36      | 1931-32         | 1932-33         | 1933-34         | 1934-35          | 1935-36          |
| <b>BENGAL—continued</b>  |              |              |              |              |              | R               | R               | R               | R                | R                |
| <b>CALCUTTA—continued</b>  |              |              |              |              |              |                 |                 |                 |                  |                  |
| <b>Metals and Ores—continued</b>   |              |              |              |              |              |                 |                 |                 |                  |                  |
| <b>Iron or Steel—</b>  |              |              |              |              |              |                 |                 |                 |                  |                  |
| Anchors and cables . . . Tons  | ..           | ..           | 60           | ..           | ..           | ..              | ..              | 87,180          | ..               | ..               |
| Hoops and strips . . . "   | 3            | 4            | 4            | 1            | 4            | 811             | 577             | 721             | 791              | 1,137            |
| Nails, screws, rivets, and washers . . . "   | 2            | ..           | 1            | 6            | 7            | 1,005           | 110             | 841             | 4,598            | 2,566            |
| Balls and fish-plates of steel or iron . . . "   | ..           | ..           | ..           | ..           | ..           | ..              | ..              | ..              | ..               | 20               |
| Sheets and plates (including galvanized and tinned plates) . . . "   | ..           | 5            | 16           | 99           | 20           | 212             | 2,243           | 5,268           | 13,061           | 8,689            |
| Wire . . . "   | ..           | 36           | ..           | ..           | 4            | 311             | 5,334           | 93              | ..               | 1,172            |
| Other manufactures of iron or steel . . . "  | 391          | 173          | 7            | 9            | 16           | 82,147          | 24,346          | 3,016           | 1,876            | 5,195            |
| <b>Total of Iron or Steel . . . "</b>  | <b>396</b>   | <b>218</b>   | <b>94</b>    | <b>115</b>   | <b>51</b>    | <b>85,146</b>   | <b>32,690</b>   | <b>47,119</b>   | <b>25,326</b>    | <b>13,729</b>    |
| <b>Lead . . . Cwts.</b>  | <b>20</b>    | <b>20</b>    | <b>..</b>    | <b>..</b>    | <b>..</b>    | <b>208</b>      | <b>322</b>      | <b>31</b>       | <b>..</b>        | <b>..</b>        |
| <b>Tin—</b>  |              |              |              |              |              |                 |                 |                 |                  |                  |
| Unwrought (blocks, ingots, bars and slabs) . . . "   | 2,950        | 1,460        | 1,740        | 3,062        | 5,408        | 2,48,655        | 1,28,535        | 2,58,702        | 6,54,065         | 7,90,263         |
| Wrought (including plates and sheets not being Tinned iron) . . . "  | ..           | ..           | 8            | 174          | 5            | 12              | ..              | 4,809           | 9,609            | 3,193            |
| <b>Zinc or Spelter—</b>  |              |              |              |              |              |                 |                 |                 |                  |                  |
| Wrought or manufactured . . . "  | ..           | ..           | ..           | ..           | 3            | ..              | ..              | 144             | ..               | 165              |
| <b>Metals and ores, un-<br/>enumerated . . . "</b>   | <b>377</b>   | <b>189</b>   | <b>8,566</b> | <b>1,284</b> | <b>829</b>   | <b>8,390</b>    | <b>8,599</b>    | <b>1,99,425</b> | <b>1,59,180</b>  | <b>1,10,515</b>  |
| <b>Total of Metals and Ores Tons</b>   | <b>608</b>   | <b>614</b>   | <b>825</b>   | <b>1,018</b> | <b>1,257</b> | <b>3,01,511</b> | <b>3,53,305</b> | <b>6,09,669</b> | <b>11,07,622</b> | <b>12,56,082</b> |
| <b>Paper (and Paste-<br/>board—</b>  |              |              |              |              |              |                 |                 |                 |                  |                  |
| <b>Paper—</b>  |              |              |              |              |              |                 |                 |                 |                  |                  |
| Printing paper . . . Cwts.   | 1,496        | 665          | 983          | 939          | 341          | 94,512          | 43,951          | 41,580          | 55,537           | 14,725           |
| Writing paper and envelopes . . . "  | 2,353        | 1,347        | 1,289        | 333          | 150          | 1,73,895        | 1,00,128        | 72,041          | 27,433           | 14,544           |
| Other kinds of paper . . . "   | 2,951        | 365          | 1,291        | 1,123        | 948          | 75,394          | 35,228          | 32,495          | 23,551           | 34,102           |
| <b>Pasteboard, mill-<br/>board, and<br/>cardboard of all<br/>kinds . . . "</b>                                       | <b>97</b>    | <b>6</b>     | <b>76</b>    | <b>6</b>     | <b>1</b>     | <b>5,715</b>    | <b>305</b>      | <b>2,920</b>    | <b>463</b>       | <b>46</b>        |
| <b>Total of Paper, etc. . . "</b>  | <b>6,773</b> | <b>2,376</b> | <b>3,639</b> | <b>2,406</b> | <b>1,440</b> | <b>3,48,959</b> | <b>1,70,682</b> | <b>1,49,036</b> | <b>1,11,989</b>  | <b>63,417</b>    |
| <b>Printing and litho-<br/>graphing materials<br/>(excluding paper) . . . Value</b>                                  | <b>—</b>     | <b>—</b>     | <b>—</b>     | <b>—</b>     | <b>—</b>     | <b>36,525</b>   | <b>59,769</b>   | <b>42,502</b>   | <b>25,323</b>    | <b>10,510</b>    |
| <b>Stationery (excluding<br/>paper) . . . "</b>  | <b>—</b>     | <b>—</b>     | <b>—</b>     | <b>—</b>     | <b>—</b>     | <b>2,00,299</b> | <b>71,554</b>   | <b>20,223</b>   | <b>64,292</b>    | <b>69,612</b>    |
| <b>Telegraphs, materials<br/>for construction of . . . "</b>   | <b>—</b>     | <b>—</b>     | <b>—</b>     | <b>—</b>     | <b>—</b>     | <b>4,243</b>    | <b>..</b>       | <b>..</b>       | <b>166</b>       | <b>541</b>       |
| <b>Textiles—</b>   |              |              |              |              |              |                 |                 |                 |                  |                  |
| <b>Cotton—</b>   |              |              |              |              |              |                 |                 |                 |                  |                  |
| <b>Manufactures—</b>   |              |              |              |              |              |                 |                 |                 |                  |                  |
| <b>Piecegoods—</b>   |              |              |              |              |              |                 |                 |                 |                  |                  |
| Grey (unbleached) Yards  | 20           | ..           | 150          | 93,056       | ..           | 49              | ..              | 141             | 30,233           | ..               |
| White (bleached) . . . "   | 100,833      | 53,573       | 61,644       | 35,306       | 13,069       | 8,951           | 4,228           | 5,037           | 8,457            | 1,424            |
| Coloured, printed, or dyed . . . "   | 77,635       | 309,413      | 31,079       | 233,644      | 7,696        | 45,373          | 1,04,143        | 14,406          | 76,516           | 7,681            |
| <b>Other sorts of<br/>manufactures<br/>(including<br/>handkerchiefs<br/>and shawls in<br/>the piece) . . . Value</b> | <b>—</b>     | <b>—</b>     | <b>—</b>     | <b>—</b>     | <b>—</b>     | <b>6,473</b>    | <b>60,601</b>   | <b>16,379</b>   | <b>71,342</b>    | <b>30,103</b>    |
| <b>Total of Cotton<br/>manufactures . . . "</b>  | <b>—</b>     | <b>—</b>     | <b>—</b>     | <b>—</b>     | <b>—</b>     | <b>60,850</b>   | <b>1,68,372</b> | <b>35,963</b>   | <b>1,81,548</b>  | <b>39,208</b>    |



TRADE AT CHIEF PORT  
•CALCUTTA

( 64 )

No. 12—continued

IMPORTS—concluded

GOVERNMENT STORES—concluded

| PRINCIPAL AND OTHER ARTICLES  | QUANTITY |         |         |         |         | VALUE     |           |           |           |           |
|---|----------|---------|---------|---------|---------|-----------|-----------|-----------|-----------|-----------|
|   | 1931-32  | 1932-33 | 1933-34 | 1934-35 | 1935-36 | 1931-32   | 1932-33   | 1933-34   | 1934-35   | 1935-36   |
| BENGAL—continued  |          |         |         |         |         |           |           |           |           |           |
| CALCUTTA—continued  |          |         |         |         |         |           |           |           |           |           |
| Flax—   |          |         |         |         |         |           |           |           |           |           |
| Manufactures—   |          |         |         |         |         |           |           |           |           |           |
| Canvas . . . Yards  | 94,610   | 13,863  | 9,347   | 16,095  | 65,194  | 55,970    | 7,902     | 3,267     | 5,585     | 81,047    |
| Piecegoods . . . "  | ..       | 40      | 29,012  | 58,096  | 65,340  | ..        | 78        | 11,866    | 20,040    | 33,886    |
| Other sorts (including bags and sacks) . . . Value                          | —        | —       | —       | —       | —       | 7,577     | 1,200     | 2,287     | 7,565     | 4,191     |
| Total of flax manufactures . . . "  | —        | —       | —       | —       | —       | 63,547    | 9,360     | 17,420    | 33,760    | 1,19,124  |
| Wool—   |          |         |         |         |         |           |           |           |           |           |
| Manufactures—   |          |         |         |         |         |           |           |           |           |           |
| Piece goods . . . Yards   | 177,378  | 429,098 | 38,236  | 21,247  | 20,590  | 2,18,761  | 5,31,337  | 20,088    | 11,391    | 58,311    |
| Other sorts . . . Lbs.  | 3,808    | 4,143   | 3,654   | 3,178   | 1,363   | 9,117     | 8,339     | 9,624     | 2,327     | 3,491     |
| Total of Wool manufactures . . . Value                                      | —        | —       | —       | —       | —       | 2,22,878  | 5,40,170  | 29,707    | 13,718    | 60,802    |
| Vehicles, excluding locomotives, etc., for railways—                        |          |         |         |         |         |           |           |           |           |           |
| Carriages and carts (excluding railway carriages) and parts thereof . . . " | —        | —       | —       | —       | —       | ..        | 3,933     | 3,278     | 3,742     | 14,169    |
| Carriages and parts for railways . . . "                                    | —        | —       | —       | —       | —       | 7,97,913  | 88,207    | 10,572    | 2,385     | 1,11,079  |
| Wagons and parts for railways . . . "                                       | —        | —       | —       | —       | —       | ..        | 18,031    | 5,584     | 1,42,062  | 66,560    |
| Ships, parts of (including Launches and Boats) . . . "                      | —        | —       | —       | —       | —       | 8,308     | ..        | ..        | 7,456     | ..        |
| Other sorts . . . "   | —        | —       | —       | —       | —       | 50,263    | 15,124    | 593       | 14,313    | 5,147     |
| Total of Principal Stores . . . "   | —        | —       | —       | —       | —       | 62,99,802 | 37,99,066 | 35,33,480 | 32,62,596 | 53,02,406 |
| All other articles—   |          |         |         |         |         |           |           |           |           |           |
| Unmanufactured . . . "  | —        | —       | —       | —       | —       | 16,14,394 | 8,472     | 9,12,232  | 11,37,948 | 16,43,675 |
| Manufactured . . . "  | —        | —       | —       | —       | —       | 3,35,625  | 1,93,146  | 1,80,746  | 1,63,155  | 1,58,145  |
| GRAND TOTAL OF GOVERNMENT STORES . . . "                                    | —        | —       | —       | —       | —       | 82,39,821 | 40,00,683 | 45,76,458 | 45,53,694 | 70,06,226 |

EXPORTS

INDIAN MERCHANDISE

| PRINCIPAL AND OTHER ARTICLES  | QUANTITY |         |         |         |         | VALUE     |           |           |           |           |
|---|----------|---------|---------|---------|---------|-----------|-----------|-----------|-----------|-----------|
|   | 1931-32  | 1932-33 | 1933-34 | 1934-35 | 1935-36 | 1931-32   | 1932-33   | 1933-34   | 1934-35   | 1935-36   |
| BENGAL—   |          |         |         |         |         |           |           |           |           |           |
| CALCUTTA—   |          |         |         |         |         |           |           |           |           |           |
| Animals, living—  |          |         |         |         |         |           |           |           |           |           |
| Cattle (excluding sheep and goats). No.   | 110      | 218     | 17      | ..      | ..      | 16,354    | 25,776    | 1,035     | ..        | ..        |
| Horses . . . "  | 1        | 1       | 4       | ..      | 2       | 300       | 2,000     | 1,500     | ..        | 2,350     |
| Sheep and goats . . . "   | 9,674    | 1,372   | 1,989   | 7,167   | 7,824   | 1,26,959  | 26,391    | 21,295    | 63,741    | 49,965    |
| Other kinds . . . "   | 47,259   | 19,693  | 52,265  | 75,604  | 165,904 | 57,254    | 54,704    | 44,820    | 75,278    | 1,10,246  |
| Total of Animals, living . . . "  | 57,044   | 21,789  | 54,375  | 82,771  | 173,730 | 2,01,307  | 1,08,371  | 68,050    | 1,39,010  | 1,68,061  |
| Apparel (including drapery, uniforms and accoutrements) but (excluding hosiery and boots and shoes) . . . Value |          |         |         |         |         |           |           |           |           |           |
| Arts, work of   | —        | —       | —       | —       | —       | 8,36,939  | 7,01,820  | 9,02,114  | 9,45,798  | 10,05,893 |
| Bones for manufacturing purposes . . . tons   | 31,676   | 18,644  | 20,453  | —       | 36,704  | 30,38,056 | 15,93,632 | 15,53,258 | 23,81,536 | 21,00,251 |
| Books, printed, and printed matter (not being stationery) including maps and charts . . . Cwts.                 | 521      | 352     | 290     | 335     | 544     | 37,239    | 40,820    | 18,925    | 35,130    | 42,208    |
| Boots and shoes . . . Pairs   | 45,043   | 4,814   | 80,261  | 309,124 | 785,318 | 1,05,537  | 92,906    | 90,403    | 3,64,351  | 5,31,123  |
| Distries . . . Cwts.  | 677      | 618     | 631     | 542     | 434     | 13,14,596 | 2,74,602  | 2,07,450  | 2,66,030  | 2,35,723  |

No. 12—continued  
EXPORTS—continued

## INDIAN MERCHANDISE—continued

| PRINCIPAL AND OTHER<br>ARTICLES   | QUANTITY |         |         |         |         | VALUE     |           |           |           |           |
|---|----------|---------|---------|---------|---------|-----------|-----------|-----------|-----------|-----------|
|   | 1931-32  | 1932-33 | 1933-34 | 1934-35 | 1935-36 | 1931-32   | 1932-33   | 1933-34   | 1934-35   | 1935-36   |
|   |          |         |         |         |         | R -       | R         | R         | R         | R         |
| <b>BENGAL—continued</b>   |          |         |         |         |         |           |           |           |           |           |
| <b>CALCUTTA—continued</b>   |          |         |         |         |         |           |           |           |           |           |
| Building and Engineering materials, other than of iron, steel or wood—          |          |         |         |         |         |           |           |           |           |           |
| Bricks . . . . . No.  | 166,476  | 186,762 | 308,169 | 274,579 | 132,771 | 65,025    | 98,463    | 2,24,594  | 1,41,208  | 22,233    |
| Other kinds . . . . . Value   | —        | —       | —       | —       | —       | 10,049    | 14,112    | 17,564    | 17,017    | 10,143    |
| Total . . . . .   | —        | —       | —       | —       | —       | 75,078    | 1,12,575  | 2,42,158  | 1,58,225  | 32,376    |
| Candles of all kinds . lbs.   | ..       | ..      | ..      | ..      | 3,421   | ..        | ..        | ..        | ..        | 3,885     |
| Canes and Rattans . Cwts.   | 120      | 184     | 67      | 53      | 29      | 6,419     | 11,128    | 5,032     | 2,820     | 3,270     |
| Chemicals and chemical preparations (excluding chemical manures and medicines)— |          |         |         |         |         |           |           |           |           |           |
| Potassium compounds—  |          |         |         |         |         |           |           |           |           |           |
| Saltpetre . . . . . Cwts.   | 116,673  | 115,747 | 131,154 | 126,368 | 121,854 | 9,06,462  | 3,68,249  | 10,11,710 | 9,75,414  | 8,76,771  |
| Other sorts . . . . .   | ..       | ..      | 2       | ..      | ..      | ..        | ..        | 54        | ..        | ..        |
| Soda compounds—   |          |         |         |         |         |           |           |           |           |           |
| Sorax . . . . .   | 1,132    | 706     | 840     | 574     | 605     | 21,328    | 14,219    | 18,104    | 7,218     | 7,422     |
| Other sorts of chemicals . Value  | —        | —       | —       | —       | —       | 2,50,439  | 49,040    | 65,727    | 67,412    | 81,716    |
| Total of Chemicals, etc. . . . .  | —        | —       | —       | —       | —       | 11,78,234 | 9,22,107  | 10,90,595 | 10,50,044 | 9,65,909  |
| Coal and coke—  |          |         |         |         |         |           |           |           |           |           |
| Coal . . . . . Tons.  | 514,948  | 451,564 | 372,598 | 308,420 | 197,501 | 54,46,828 | 43,67,559 | 37,09,778 | 28,72,807 | 16,93,357 |
| Coke . . . . .  | 1,323    | 2,074   | 757     | 2,478   | 1,661   | 37,058    | 37,012    | 16,021    | 36,610    | 23,283    |
| Total of Coal and Coke . . . . .  | 516,771  | 453,638 | 373,355 | 310,898 | 199,162 | 54,83,891 | 44,04,571 | 37,25,799 | 29,11,917 | 17,16,640 |
| Coffee . . . . . Cwts.  | ..       | ..      | ..      | ..      | ..      | ..        | ..        | ..        | ..        | 14        |
| Cotr . . . . .  | 1,320    | 2,900   | 820     | 1,593   | 811     | 25,850    | 10,313    | 16,320    | 20,914    | 12,614    |
| Cordage and rope of vegetable fibre (excluding jute and cotton) . . . . .       | 18,679   | 16,266  | 18,043  | 21,945  | 19,820  | 4,51,732  | 3,65,829  | 3,29,652  | 3,73,341  | 3,42,808  |
| Drugs and Medicines (excluding chemicals and narcotics)—                        |          |         |         |         |         |           |           |           |           |           |
| Nux Vomica (Strychnia) . . . . .  | 6,411    | 1,159   | 11,629  | 14,521  | 560     | 30,215    | 7,415     | 63,109    | 83,746    | 2,017     |
| Other sorts . . . . . Value   | —        | —       | —       | —       | —       | 8,29,520  | 14,46,846 | 2,78,721  | 3,30,229  | 4,77,113  |
| Total of Drugs, etc. . . . .  | —        | —       | —       | —       | —       | 8,59,735  | 14,54,261 | 3,41,830  | 4,13,975  | 4,79,130  |
| Dyeing and Tanning substances—  |          |         |         |         |         |           |           |           |           |           |
| Cutcu and Garabier . Cwts.  | 3,292    | 3,513   | 4,976   | 5,363   | 3,391   | 42,737    | 38,058    | 47,125    | 59,498    | 39,762    |
| Indigo . . . . .  | 554      | 154     | 351     | 273     | 104     | 1,51,049  | 38,958    | 67,723    | 59,061    | 26,170    |
| Myrobalans . . . . .  | 549,915  | 467,790 | 496,744 | 608,107 | 704,101 | 29,84,650 | 25,26,686 | 19,31,797 | 18,00,133 | 18,43,383 |
| Myrobalan Extracts . . . . .  | 3,781    | 20,517  | 32,946  | 36,499  | 42,235  | 41,766    | 2,20,697  | 3,29,548  | 3,64,044  | 4,20,736  |
| Safflower . . . . .   | 1,969    | 3,551   | 3,063   | 2,523   | 2,978   | 47,957    | 94,386    | 68,068    | 38,873    | 35,822    |
| Turmeric . . . . .  | 1,636    | 2,579   | 1,873   | 1,283   | 1,124   | 20,235    | 34,440    | 17,597    | 12,971    | 11,961    |
| Other sorts (including lac-dye) . . . . .                                       | 710      | 1,081   | 1,513   | 1,099   | 2,033   | 5,294     | 4,054     | 2,371     | 2,426     | 3,227     |
| Total of Dyeing, etc. . . . .   | 561,357  | 499,190 | 541,466 | 655,152 | 755,996 | 32,93,738 | 29,57,968 | 24,64,229 | 23,37,056 | 23,31,066 |
| Earthenware and Porcelain (including pipes of earthenware) . Value              | —        | —       | —       | —       | —       | 1,17,004  | 47,339    | 36,393    | 29,181    | 52,973    |
| Fibre for brushes and brooms . . . . . Tons                                     | 51       | 19      | 67      | ..      | 182     | 15,000    | 4,870     | 12,910    | 35,440    | 23,010    |
| Fish (excluding Canned Fish) . . . . . Cwts.                                    | 210      | 105     | 141     | 65      | 146     | 16,082    | 5,725     | 5,408     | 2,180     | 4,634     |
| Fodder, Bran, and Pollards (excluding oil-cake)—                                |          |         |         |         |         |           |           |           |           |           |
| Bran and pollards . . . . . Tons  | 1,994    | 1,976   | 1,932   | 1,965   | 1,666   | 1,14,364  | 1,01,653  | 98,721    | 82,342    | 73,017    |
| Other sorts of fodder, etc. . . . .   | 1,166    | 1,736   | 200     | 20      | 111     | 79,196    | 39,194    | 5,460     | 1,436     | 5,734     |
| Total of fodder, etc. . . . .   | 3,160    | 3,712   | 2,132   | 1,985   | 1,777   | 1,93,560  | 1,40,847  | 99,181    | 83,828    | 83,751    |

INDIAN MERCHANDISE—continued

| PRINCIPAL AND OTHER ARTICLES  | QUANTITY   |            |            |            |            | VALUE       |             |             |             |             |
|---|------------|------------|------------|------------|------------|-------------|-------------|-------------|-------------|-------------|
|   | 1931-32    | 1932-33    | 1933-34    | 1934-35    | 1935-36    | 1931-32     | 1932-33     | 1933-34     | 1934-35     | 1935-36     |
| BENGAL—continued  |            |            |            |            |            |             |             |             |             |             |
| CALCUTTA—continued  |            |            |            |            |            |             |             |             |             |             |
| Fruits and Vegetables—  |            |            |            |            |            | R           | R           | R           | R           | R           |
| Fresh fruits and vegetables—  |            |            |            |            |            |             |             |             |             |             |
| Fresh fruits . . . Value  | —          | —          | —          | —          | —          | 2,475       | 7,016       | 327         | 157         | 120         |
| Fresh Vegetables of all kinds . . .                                     | —          | —          | —          | —          | —          | 12,312      | 806         | 6,531       | 12,619      | 6,023       |
| Fruits and vegetables: dried, salted or preserved, all sorts . . . Tons | 1,881      | 2,205      | 2,349      | 3,261      | 2,442      | 2,49,965    | 2,84,423    | 2,12,722    | 2,30,915    | 2,08,403    |
| Total of Fruits and Vegetables . . . Value                              | —          | —          | —          | —          | —          | 2,64,752    | 2,87,045    | 2,19,580    | 2,43,801    | 2,14,546    |
| Furniture and Cabinet-ware . . .  | —          | —          | —          | —          | —          | 10,989      | 6,657       | 2,841       | 3,038       | 9,793       |
| Glass and glassware . . .   | —          | —          | —          | —          | —          | —           | —           | —           | —           | 3,448       |
| Grain, Pulse and Flour—   |            |            |            |            |            |             |             |             |             |             |
| Barley . . . Tons   | 61         | 11         | 13         | 20         | 18         | 4,120       | 1,578       | 1,182       | 2,943       | 1,383       |
| Jowar and Bajra . . .   | 698        | 125        | —          | 3          | —          | 36,423      | 6,782       | 30          | 853         | 12          |
| Maize . . .   | 10         | 13         | 7          | 8          | 10         | 2,348       | 1,326       | 930         | 880         | 1,332       |
| Oats . . .  | 194        | 437        | 577        | 392        | 187        | 26,375      | 50,561      | 49,089      | 84,125      | 17,086      |
| Pulse—  |            |            |            |            |            |             |             |             |             |             |
| Gram . . .  | 186        | 101        | 138        | 133        | 210        | 21,219      | 12,551      | 12,903      | 13,780      | 21,408      |
| Lentils . . .   | 1,295      | 4,166      | 1,557      | 5,047      | 2,543      | 1,51,149    | 3,80,803    | 1,66,703    | 4,76,634    | 2,40,766    |
| Pulse, other sorts . . .  | 22,304     | 21,397     | 21,119     | 21,733     | 20,616     | 27,14,087   | 23,39,600   | 19,85,557   | 20,75,237   | 21,12,841   |
| Rice in the husk . . .  | 14         | 2,161      | 3          | 197        | —          | 1,292       | 1,12,469    | 204         | 10,961      | 37          |
| Rice, not in the husk . . .   | 123,178    | 120,794    | 107,657    | 94,151     | 80,141     | 1,57,87,259 | 1,31,17,598 | 94,33,303   | 92,47,203   | 87,72,277   |
| Wheat . . .   | 177        | 168        | 74         | 142        | 16         | 20,292      | 21,222      | 7,851       | 12,086      | 1,828       |
| Wheat flour . . .   | 2,222      | 950        | 643        | 341        | 958        | 2,58,494    | 1,32,110    | 63,687      | 75,898      | 89,156      |
| Other sorts . . .   | 1          | —          | 7          | 1          | 1          | 162         | 24          | 429         | 286         | 143         |
| Total of Grain, etc. . .  | 150,849    | 150,323    | 131,800    | 122,723    | 104,700    | 1,90,23,720 | 1,62,27,122 | 1,17,76,878 | 1,19,50,341 | 1,12,53,274 |
| Gums and Resins—  |            |            |            |            |            |             |             |             |             |             |
| Rosin . . . Cwts.   | 11,352     | 7,937      | 3,661      | 6,735      | 3,815      | 1,54,904    | 1,09,742    | 37,006      | 61,185      | 71,343      |
| Other sorts . . .   | 142        | 135        | 323        | 281        | 66         | 2,081       | 2,733       | 9,624       | 7,435       | 1,360       |
| Total of Gums and Resins . . .  | 11,494     | 8,072      | 3,984      | 7,016      | 3,881      | 1,57,985    | 1,12,475    | 46,630      | 68,620      | 72,703      |
| Hardware and Cutlery (including plated ware) . . . Value                | —          | —          | —          | —          | —          | 1,05,639    | 1,06,131    | 33,115      | 69,171      | 70,933      |
| Hides and Skins, raw—   |            |            |            |            |            |             |             |             |             |             |
| Hides, raw—   |            |            |            |            |            |             |             |             |             |             |
| Buffalo hides { Tons  | 1,308      | 776        | 1,396      | 1,529      | 1,295      | 9,35,204    | 4,06,508    | 7,63,054    | 3,15,461    | 7,21,336    |
| Buffalo hides { =No.  | =257,688   | =129,140   | =269,252   | =291,173   | =293,608   |             |             |             |             |             |
| Cow hides { Tons  | 9,094      | 7,572      | 10,802     | 12,921     | 13,014     | 54,33,589   | 32,02,143   | 61,13,780   | 63,72,089   | 71,33,600   |
| Cow hides { =No.  | =2,171,236 | =1,846,227 | =2,723,623 | =3,350,716 | =3,342,354 |             |             |             |             |             |
| Buffalo calf skins { Tons   | —          | 1          | —          | 4          | 13         | —           | 543         | 125         | 1,762       | 6,944       |
| Buffalo calf skins { =No.   | —          | =672       | =100       | =2,000     | =7,323     |             |             |             |             |             |
| Cow calf skins { Tons   | 10         | —          | 7          | 16         | 20         | 8,609       | —           | 5,344       | 7,926       | 16,467      |
| Cow calf skins { =No.   | =4,026     | —          | =3,025     | =11,300    | =25,302    |             |             |             |             |             |
| Total of Hides, raw { Tons  | 10,710     | 8,349      | 12,205     | 14,470     | 14,351     | 63,77,402   | 43,09,493   | 68,92,603   | 76,97,123   | 79,23,407   |
| Total of Hides, raw { =No.  | =2,432,950 | =1,976,089 | =2,996,000 | =3,661,694 | =3,669,892 |             |             |             |             |             |

No. 12—continued  
EXPORTS—continued

## INDIAN MERCHANDISE—continued

| PRINCIPAL AND OTHER ARTICLES  | QUANTITY |            |            |            |            | VALUE      |             |             |             |             |             |
|---|----------|------------|------------|------------|------------|------------|-------------|-------------|-------------|-------------|-------------|
|   | 1931-32  | 1932-33    | 1933-34    | 1934-35    | 1935-36    | 1931-32    | 1932-33     | 1933-34     | 1934-35     | 1935-36     |             |
| BENGAL—continued  |          |            |            |            |            |            |             |             |             |             |             |
| CALCUTTA—continued  |          |            |            |            |            |            |             |             |             |             |             |
| Hides and Skins, raw—continued  |          |            |            |            |            |            |             |             |             |             |             |
| Skins, raw—   |          |            |            |            |            |            |             |             |             |             |             |
| Goat skins . . . . .  | Tons     | 8,213      | 6,386      | 9,449      | 7,452      | 9,372      | 1,60,81,938 | 1,16,15,515 | 1,78,15,424 | 1,17,50,827 | 1,59,04,547 |
|   | No.      | 12,049,250 | 11,279,984 | 15,375,330 | 11,008,893 | 15,765,003 |             |             |             |             |             |
| Sheep skins . . . . .   | Tons     | 17         | 37         | 120        | 140        | 217        | 32,350      | 28,053      | 78,491      | 1,02,507    | 1,86,958    |
|   | No.      | 25,343     | 55,204     | 159,795    | 194,035    | 292,192    |             |             |             |             |             |
| Other skins . . . . .   | Tons     | 314        | 488        | 420        | 84         | 143        | 8,33,540    | 27,09,785   | 32,24,470   | 4,35,222    | 4,54,344    |
|   | No.      | 907,519    | 3,016,392  | 3,032,111  | 537,822    | 608,491    |             |             |             |             |             |
| Total of Skins, raw . . . . .   | Tons     | 8,544      | 6,911      | 9,988      | 7,676      | 9,732      | 1,69,47,973 | 1,48,53,404 | 2,11,18,395 | 1,22,88,556 | 1,65,45,849 |
|   | No.      | 12,982,717 | 14,351,580 | 18,567,236 | 12,700,755 | 16,665,680 |             |             |             |             |             |
| Cuttings of hides and skins (raw) . . . . .   | Tons     | 43         | 50         | 829        | 1,193      | 2,760      | 5,738       | 2,500       | 29,375      | 53,112      | 1,11,104    |
| Total of Hides and Skins, raw . . . . .   |          | 19,297     | 15,310     | 23,032     | 23,339     | 26,343     | 2,33,31,113 | 1,86,65,397 | 2,80,40,368 | 2,00,88,796 | 2,46,85,360 |
| Horns, tips and pieces of horn . . . . .  | Owts.    | 6,752      | 22,838     | 22,896     | 17,633     | 21,016     | 60,684      | 1,22,356    | 1,10,184    | 92,881      | 1,16,942    |
| Instruments, Apparatus, and Appliances, and parts thereof—  |          |            |            |            |            |            |             |             |             |             |             |
| Musical . . . . .   | Value    | —          | —          | —          | —          | —          | 4,38,113    | 4,28,568    | 4,10,254    | 7,47,101    | 7,06,342    |
| Other kinds . . . . .   |          | —          | —          | —          | —          | —          | 11,982      | 20,160      | 16,380      | 41,596      | 84,584      |
| Total of Instruments, etc. . . . .  |          | —          | —          | —          | —          | —          | 4,50,095    | 4,48,728    | 4,26,634    | 7,88,697    | 7,40,926    |
| Ivory . . . . .   |          | —          | —          | —          | —          | —          | 867         | 2,300       | 705         | 435         | 892         |
| Jewellery (excluding imitation jewellery, and precious stones and pearls, unset), also plate of gold and silver |          |            |            |            |            |            |             |             |             |             |             |
|   |          | —          | —          | —          | —          | —          | 3,195       | 4,300       | 6,984       | ..          | 1,856       |
| Kapok . . . . .   | Owts.    | 10,901     | 16,919     | 17,259     | 13,943     | 22,918     | 3,22,613    | 4,63,790    | 4,13,771    | 3,41,809    | 5,17,921    |
| Lac—  |          |            |            |            |            |            |             |             |             |             |             |
| Burton . . . . .  |          | 18,164     | 17,432     | 19,100     | 15,713     | 29,372     | 9,48,099    | 6,84,406    | 6,90,655    | 10,76,798   | 11,47,356   |
| Red . . . . .   |          | 104,888    | 120,738    | 151,946    | 88,484     | 125,821    | 37,44,733   | 31,82,785   | 41,58,275   | 46,40,840   | 88,30,823   |
| Shell . . . . .   |          | 297,002    | 261,720    | 523,478    | 426,662    | 284,532    | 1,29,88,956 | 83,37,817   | 1,03,75,467 | 2,63,65,570 | 1,03,51,106 |
| Stick . . . . .   |          | 6,026      | (1,613)    | 3,997      | 4,336      | 6,185      | 1,83,504    | 48,552      | 1,06,440    | 1,58,920    | 1,79,384    |
| Other kinds (excluding lac-dye) . . . . .   |          | 30,993     | 14,090     | 23,726     | 44,525     | 40,553     | 4,07,572    | 1,32,249    | 2,09,238    | 4,02,253    | 3,18,837    |
| Total of Lac . . . . .  |          | 456,672    | 415,588    | 727,247    | 579,770    | 486,461    | 1,82,67,866 | 1,23,80,309 | 2,46,40,075 | 3,26,68,881 | 1,58,27,536 |
| Lacquered ware (of Indian manufacture) . . . . .  | Value    | —          | —          | —          | —          | —          | ..          | ..          | ..          | ..          | 2,500       |
| Leather—  |          |            |            |            |            |            |             |             |             |             |             |
| Hides, tanned or dressed—   |          |            |            |            |            |            |             |             |             |             |             |
| Cow hides . . . . .   | Tons     | 32         | 44         | 59         | 90         | 57         | 65,902      | 55,335      | 90,750      | 1,46,935    | 79,803      |
|   | No.      | 24,217     | 33,003     | 36,100     | 76,089     | 37,812     |             |             |             |             |             |
| Other hides . . . . .   | Tons     | 2          | ..         | ..         | ..         | 1          | 1,062       | ..          | 2,000       | ..          | 4,100       |
|   | No.      | 481        | ..         | 1,000      | ..         | 1,510      |             |             |             |             |             |
| Skins, tanned or dressed—   |          |            |            |            |            |            |             |             |             |             |             |
| Goat skins . . . . .  | Tons     | 1          | ..         | ..         | ..         | ..         | 9,691       | 2,150       | 959         | 256         | ..          |
|   | No.      | 5,913      | 2,149      | 1,918      | 216        | ..         |             |             |             |             |             |
| Sheep skins . . . . .   | Tons     | ..         | ..         | ..         | ..         | ..         | 99          | 60          | 387         | 637         | 750         |
|   | No.      | 744        | 118        | 200        | 555        | 167        |             |             |             |             |             |
| Other skins . . . . .   | Tons     | 38         | 63         | 83         | 42         | 16         | 6,36,799    | 9,42,221    | 11,12,363   | 4,66,752    | 1,54,435    |
|   | No.      | 665,131    | 1,050,515  | 1,292,096  | 743,901    | 352,090    |             |             |             |             |             |
| Total of Hides and Skins tanned or dressed . . . . .  | Tons     | 71         | 107        | 142        | 132        | 74         | 7,14,800    | 10,30,606   | 12,09,689   | 6,14,580    | 2,64,485    |
|   | No.      | 698,486    | 1,085,785  | 1,331,314  | 821,761    | 397,519    |             |             |             |             |             |

INDIAN MERCHANDISE—continued

| PRINCIPAL AND OTHER ARTICLES                      | QUANTITY |         |         |         |         | VALUE       |             |             |             |             |
|---|----------|---------|---------|---------|---------|-------------|-------------|-------------|-------------|-------------|
|   | 1931-32  | 1932-33 | 1933-34 | 1934-35 | 1935-36 | 1931-32     | 1932-33     | 1933-34     | 1934-35     | 1935-36     |
|   |          |         |         |         |         | R           | R           | R           | R           | R           |
| <b>BENGAL—continued</b>                           |          |         |         |         |         |             |             |             |             |             |
| <b>CALCUTTA—continued</b>                         |          |         |         |         |         |             |             |             |             |             |
| Leather—continued                                 |          |         |         |         |         |             |             |             |             |             |
| Unwrought . Cwts.                                 | 150      | 1,259   | 4,584   | 4,604   | 5,231   | 21,017      | 2,01,520    | 7,04,889    | 7,95,444    | 9,51,756    |
| Manufactures (excluding boots and shoes)—         |          |         |         |         |         |             |             |             |             |             |
| Saddlery and harness . Value                      | —        | —       | —       | —       | —       | 800         | 307         | 300         | ..          | 1,099       |
| Other sorts . "                                   | —        | —       | —       | —       | —       | 84,088      | 7,200       | 7,300       | 3,967       | 8,508       |
| Total of leather manufactures . "                 | —        | —       | —       | —       | —       | 84,888      | 7,507       | 7,600       | 3,967       | 9,605       |
| Total of Leather "                                | —        | —       | —       | —       | —       | 7,69,664    | 12,39,298   | 19,79,128   | 14,13,991   | 12,20,846   |
| Liquors . . . Gals.                               | ..       | ..      | ..      | ..      | 1,801   | ..          | ..          | ..          | ..          | 2,063       |
| Machinery and Mill work of all kinds . . value    | —        | —       | —       | —       | —       | 17,758      | 60,125      | 40,000      | 42,595      | 89,616      |
| <b>Manures—</b>                                   |          |         |         |         |         |             |             |             |             |             |
| Bonemeal . . Tons                                 | 18,432   | 8,700   | 12,584  | 18,048  | 17,869  | 10,63,321   | 5,26,985    | 6,49,811    | 9,33,450    | 8,69,832    |
| Fish Manures . . "                                | 89       | ..      | 241     | 186     | ..      | 7,100       | ..          | 6,641       | 4,650       | ..          |
| Horsemel . . "                                    | 2,505    | 700     | 820     | 1,695   | 293     | 1,90,055    | 50,024      | 17,421      | 1,05,699    | 16,908      |
| Sulphate of Ammonia "                             | 3,051    | 303     | 2,121   | 3,053   | 7,072   | 3,80,033    | 34,997      | 1,78,208    | 2,64,672    | 6,57,502    |
| Other kinds . . "                                 | 1,346    | 1,418   | 3,151   | 2,123   | 3,014   | 1,59,297    | 91,303      | 2,23,859    | 1,89,303    | 1,76,426    |
| Total of Manures "                                | 25,423   | 11,121  | 18,417  | 26,015  | 28,245  | 17,99,706   | 7,03,294    | 10,75,940   | 14,94,774   | 17,20,968   |
| Mats and matting except Coir and Rubber Sq. Yds.  | 66,116   | 20,221  | 23,183  | 92,718  | 55,846  | 19,517      | 3,422       | 6,692       | 11,441      | 11,521      |
| <b>Metals and ores—</b>                           |          |         |         |         |         |             |             |             |             |             |
| Brass, Bronze, and similar alloys—                |          |         |         |         |         |             |             |             |             |             |
| Wrought . . . Cwts.                               | 617      | 466     | 458     | 649     | 471     | 77,988      | 35,516      | 34,477      | 45,055      | 36,347      |
| Chromite (chromo iron ore) . . Tons               | 1,699    | 5,219   | 5,034   | 4,954   | 4,049   | 63,970      | 2,00,292    | 1,54,564    | 1,43,139    | 1,21,491    |
| <b>Copper—</b>                                    |          |         |         |         |         |             |             |             |             |             |
| Wrought (sheets and other manufactures) . . Cwts. | 592      | 564     | 325     | 1,115   | 922     | 44,351      | 33,907      | 46,336      | 57,313      | 42,215      |
| Others . . . "                                    | 6,855    | 3,996   | 70      | 43      | 141     | 42,566      | 27,973      | 3,373       | 2,114       | 6,721       |
| Total of Copper "                                 | 7,447    | 4,560   | 395     | 1,158   | 1,063   | 86,917      | 61,880      | 50,209      | 59,427      | 48,936      |
| <b>Iron—</b>                                      |          |         |         |         |         |             |             |             |             |             |
| Ore . . . Tons                                    | 437      | 752     | 318     | 1,305   | 1,680   | 3,431       | 7,063       | 5,477       | 11,303      | 14,319      |
| Pig . . . "                                       | 350,358  | 218,374 | 377,511 | 417,046 | 533,044 | 1,22,69,374 | 74,30,274   | 35,02,303   | 92,66,424   | 1,24,31,112 |
| <b>Steel—</b>                                     |          |         |         |         |         |             |             |             |             |             |
| Bars . . . "                                      | ..       | ..      | ..      | ..      | 559     | ..          | ..          | ..          | ..          | 23,394      |
| <b>Iron or Steel—</b>                             |          |         |         |         |         |             |             |             |             |             |
| Anchors and Cables "                              | 105      | 445     | 2       | 1       | 11      | 5,355       | 11,932      | 300         | 300         | 1,320       |
| Bars and channel "                                | 2,410    | 23,035  | 46,350  | 1       | ..      | 4,92,592    | 13,02,559   | 20,36,157   | 80          | ..          |
| Old, for re-manufacture . . "                     | 85,784   | 81,373  | 68,333  | 46,805  | 44,331  | 18,12,035   | 19,37,335   | 17,59,710   | 12,09,133   | 9,91,509    |
| Pipes and fittings, cast "                        | 306      | 342     | 363     | 1,101   | 706     | 85,230      | 32,662      | 44,929      | 1,40,296    | 1,03,418    |
| Tubes, pipes and fittings, wrought . . "          | 171      | 40      | ..      | ..      | 31      | 22,568      | 7,305       | ..          | 160         | 1,207       |
| Others . . . "                                    | 4,155    | 5,007   | 340     | 23      | 13      | 1,33,374    | 2,79,144    | 20,491      | 4,920       | 2,431       |
| Total of Iron and steel . . "                     | 451,726  | 330,527 | 493,727 | 466,237 | 535,375 | 1,43,75,499 | 1,10,09,179 | 1,23,69,372 | 1,06,33,160 | 1,35,73,300 |
| <b>Lead—</b>                                      |          |         |         |         |         |             |             |             |             |             |
| Other sorts . . Cwts.                             | 17,619   | 17,356  | 14,492  | 12,462  | 9,594   | 3,61,135    | 3,50,997    | 2,23,935    | 1,94,563    | 1,05,377    |

No. 12—continued  
EXPORTS—continued

## INDIAN MERCHANDISE—continued

| PRINCIPAL AND OTHER ARTICLES                                    | QUANTITY |         |         |         |         | VALUE       |             |             |             |             |
|---|----------|---------|---------|---------|---------|-------------|-------------|-------------|-------------|-------------|
|   | 1931-32  | 1932-33 | 1933-34 | 1934-35 | 1935-36 | 1931-32     | 1932-33     | 1933-34     | 1934-35     | 1935-36     |
| <b>BENGAL—continued</b>   |          |         |         |         |         |             |             |             |             |             |
| <b>CALCUTTA—continued</b>                                       |          |         |         |         |         |             |             |             |             |             |
| Metals and ores—continued                                       |          |         |         |         |         |             |             |             |             |             |
| Manganese ore . . . Tons  | 149,348  | 187,224 | 134,648 | 204,493 | 237,790 | 42,93,305   | 37,28,758   | 24,79,702   | 35,68,476   | 41,37,416   |
| Tin—  |          |         |         |         |         |             |             |             |             |             |
| Unwrought, Blocks, Ingots, etc. . . Cwts.                       | 54,420   | 100,646 | 18,548  | 29,058  | 74,949  | 1,48,672    | 2,88,608    | 76,350      | 1,59,218    | 2,10,256    |
| Wrought including plates or sheets, not being tinned iron . . " | 1        | 2,480   | 1,195   | ..      | ..      | 16          | 1,271       | 2,405       | ..          | ..          |
| Zinc or Spelter, all sorts . . "                                | ..       | ..      | ..      | ..      | 1,568   | ..          | ..          | ..          | ..          | 1,640       |
| Metals, unenumerated . . "                                      | 8,929    | 2,162   | 4,684   | 11,304  | 6,553   | 68,114      | 1,30,046    | 1,94,537    | 1,94,168    | 2,46,925    |
| Ores, unenumerated . . Tons                                     | 3,927    | 3,741   | 8,817   | 17,050  | 22,942  | 1,15,559    | 91,495      | 2,67,203    | 4,00,295    | 5,08,724    |
| Total of Metals and Ores . . "                                  | 610,870  | 483,094 | 644,234 | 695,520 | 854,860 | 2,00,91,725 | 1,59,03,812 | 1,58,57,694 | 1,53,97,562 | 1,80,85,913 |
| Mica—   |          |         |         |         |         |             |             |             |             |             |
| In blocks . . . Cwts.   | 5,448    | 6,467   | 12,123  | 18,250  | 19,479  | 9,38,109    | 13,57,735   | 19,10,444   | 26,17,608   | 35,36,237   |
| In splittings . . . "   | 40,860   | 27,887  | 43,574  | 75,481  | 131,738 | 22,38,562   | 12,45,730   | 16,48,418   | 24,89,555   | 36,81,834   |
| Total of Mica . . . "   | 46,108   | 34,354  | 55,697  | 93,731  | 151,217 | 31,76,731   | 26,03,465   | 35,58,862   | 51,07,163   | 72,18,071   |
| Oils—   |          |         |         |         |         |             |             |             |             |             |
| Essential   |          |         |         |         |         |             |             |             |             |             |
| { lbs. . . . .  | 217      | 72      | ..      | ..      | 1,574   | ..          | ..          | ..          | ..          | 8,254       |
| { Gals. . . . .   | 21       | 8       | ..      | ..      | 188     | 1,740       | 1,265       | ..          | ..          | ..          |
| Mineral . . . Gals.   | 1,724    | 1,130   | 1,048   | 1,289   | 490     | 5,441       | 5,901       | 5,580       | 1,996       | 1,984       |
| Vegetable, non-essential—                                       |          |         |         |         |         |             |             |             |             |             |
| Castor . . . "  | 149,802  | 145,075 | 143,203 | 133,434 | 128,190 | 2,09,644    | 2,17,855    | 1,69,467    | 1,40,315    | 1,79,320    |
| Coconut . . . "   | ..       | 179     | 446     | 18      | 98      | ..          | 213         | 515         | 12          | 120         |
| Groundnut . . . "   | 1,210    | 43      | 2,133   | 6,025   | 8,002   | 2,699       | 90          | 2,366       | 8,333       | 12,066      |
| Linseed . . . "   | 37,389   | 42,897  | 64,942  | 60,958  | 76,496  | 61,126      | 67,948      | 1,05,921    | 98,664      | 1,24,423    |
| Mustard or rape . . "   | 247,163  | 193,328 | 246,894 | 278,049 | 220,032 | 4,25,458    | 2,98,784    | 2,86,077    | 3,23,582    | 3,20,051    |
| Sesamum, til or jinjhli . . "                                   | 478      | 309     | 181     | 171     | 88      | 627         | 720         | 285         | 296         | 180         |
| Other sorts . . . "   | 1,218    | 1,001   | 1,129   | 5,619   | 3,661   | 7,987       | 5,537       | 7,268       | 23,002      | 17,158      |
| Total, of Vegetable oils { Cwts. . . . .                        | 35,558   | 31,294  | 38,023  | 39,578  | 36,175  | ..          | ..          | ..          | ..          | ..          |
| { Gals. . . . .   | 437,210  | 382,832 | 463,928 | 484,274 | 436,622 | 7,01,541    | 5,91,097    | 5,71,899    | 5,94,201    | 6,54,217    |
| Total of Oils . . . Gals.                                       | 438,956  | 383,970 | 464,976 | 485,563 | 487,300 | 7,08,722    | 5,98,263    | 5,77,479    | 5,96,197    | 6,64,455    |
| Oilcakes—   |          |         |         |         |         |             |             |             |             |             |
| Castor cake . . . Tons  | 610      | 506     | 275     | 515     | 28      | 33,935      | 22,062      | 6,500       | 10,740      | 560         |
| Cocoanut cake . . . "   | ..       | 19      | ..      | 102     | ..      | ..          | 950         | ..          | 3,060       | ..          |
| Groundnut cake . . . "  | 4,162    | 148     | 1,196   | 7,395   | 4,226   | 2,42,128    | 8,374       | 48,817      | 2,90,307    | 2,21,843    |
| Linseed cake . . . "  | 23,405   | 44,694  | 25,413  | 23,216  | 44,047  | 19,58,073   | 32,32,818   | 16,28,785   | 15,58,884   | 26,51,514   |
| Rape and sesamum cake . . . "                                   | 38,314   | 19,352  | 20,943  | 18,114  | 8,091   | 23,68,568   | 10,88,905   | 6,95,052    | 5,94,324    | 2,96,587    |
| Others . . . . . "  | 1,813    | 1,075   | 1,163   | 969     | 1,345   | 76,128      | 61,845      | 46,624      | 36,064      | 61,302      |
| Total of Oilcakes . . . "                                       | 67,804   | 66,288  | 49,990  | 50,311  | 57,737  | 46,76,827   | 44,09,954   | 24,15,728   | 24,93,979   | 32,32,306   |
| Opium . . . { Cheats . . . . .                                  | 2,178    | 281     | 1,816   | 170     | ..      | ..          | ..          | ..          | ..          | ..          |
| { =Cwts. . . . .  | —2,715   | —351    | —2,270  | —212    | ..      | 86,92,000   | 11,24,000   | 72,64,000   | 6,80,000    | ..          |
| Paints and painters' materials—                                 |          |         |         |         |         |             |             |             |             |             |
| Paints and colours . . Cwts.                                    | 28,127   | 12,131  | 16,929  | 12,073  | 15,698  | 2,25,767    | 1,18,808    | 1,33,307    | 97,592      | 1,17,889    |
| Painters' materials . . Value                                   | ..       | ..      | ..      | ..      | ..      | 1,19,866    | 3,49,514    | 46,176      | 1,46,301    | 1,27,689    |
| Total of Paints and Painters' materials . . "                   | ..       | ..      | ..      | ..      | ..      | 3,45,633    | 4,68,322    | 1,79,483    | 2,43,893    | 2,45,578    |
| Paper and pasteboard—   |          |         |         |         |         |             |             |             |             |             |
| Printing paper . . . Cwts.                                      | 197      | 452     | 662     | 447     | 134     | 4,475       | 19,182      | 25,284      | 18,358      | 5,666       |
| Other kinds of paper . . "                                      | 38       | ..      | 36      | 170     | 93      | 1,543       | ..          | 2,041       | 2,554       | 2,171       |
| Pasteboard, millboard, and cardboard of all kinds . . . "       | 1        | ..      | 8       | 15      | 38      | 20          | ..          | 347         | 507         | 1,644       |
| Total of Paper and pasteboard . . "                             | 236      | 452     | 706     | 632     | 265     | 6,038       | 19,182      | 28,072      | 21,919      | 9,481       |
| Papermaking materials . . "                                     | 260      | 1,068   | 3,182   | 359     | 1,689   | 2,473       | 12,080      | 2,005       | 3,296       | 8,739       |
| Paraffin wax . . . Tons   | 5,975    | 6,551   | 2,470   | 3,306   | 1,431   | 32,74,740   | 35,49,777   | 9,58,885    | 20,32,969   | 5,00,259    |

INDIAN MERCHANDISE—continued

| PRINCIPAL AND OTHER ARTICLES                               | QUANTITY |         |         |         |         | VALUE       |           |             |             |             |
|--|----------|---------|---------|---------|---------|-------------|-----------|-------------|-------------|-------------|
|  | 1931-32  | 1932-33 | 1933-34 | 1934-35 | 1935-36 | 1931-32     | 1932-33   | 1933-34     | 1934-35     | 1935-36     |
| <b>BENGAL—continued</b>                                    |          |         |         |         |         |             |           |             |             |             |
| <b>CALCUTTA—continued</b>                                  |          |         |         |         |         |             |           |             |             |             |
| Perfumery (not being perfumed spirits)—                    |          |         |         |         |         |             |           |             |             |             |
| Perfumery (including musk) . . . Value                     | —        | —       | —       | —       | —       | 32,968      | 24,283    | 37,332      | 41,876      | 25,002      |
| Plants, living, including Bulbs . . .                      | —        | —       | —       | —       | —       | ..          | ..        | ..          | ..          | 4,184       |
| Printing and Lithographing materials excluding paper . . . | —        | —       | —       | —       | —       | 6,470       | 24,153    | 1,150       | 390         | 1,100       |
| Provisions and Oilman's stores—                            |          |         |         |         |         |             |           |             |             |             |
| Ghi . . . Cwts.  | 17,483   | 14,894  | 17,641  | 10,375  | 18,527  | 14,45,581   | 10,89,915 | 9,21,405    | 10,64,240   | 11,27,380   |
| Pickles, Chutnies, and Condiments . . .                    | 6,765    | 7,858   | 7,779   | 7,412   | 8,487   | 3,68,102    | 3,26,035  | 2,55,240    | 2,13,254    | 2,20,247    |
| Other sorts of provisions . . .                            | 2,522    | 2,662   | 2,378   | 2,190   | 2,904   | 1,11,939    | 82,061    | 55,600      | 39,760      | 54,566      |
| Total of Provisions and oilman's stores . . .              | 26,770   | 25,414  | 28,298  | 28,977  | 29,918  | 18,45,672   | 14,78,611 | 12,32,245   | 13,16,663   | 14,02,193   |
| Rubber—  |          |         |         |         |         |             |           |             |             |             |
| Raw . . . lbs.   | ..       | ..      | ..      | ..      | 82,680  | ..          | ..        | ..          | ..          | 25,192      |
| Manufactures . . . Value                                   | —        | —       | —       | —       | —       | 2,136       | ..        | 125         | 300         | 300         |
| Salt . . . Ton   | ..       | ..      | ..      | ..      | 13      | ..          | ..        | ..          | ..          | 2,467       |
| Seeds—   |          |         |         |         |         |             |           |             |             |             |
| Essential—   |          |         |         |         |         |             |           |             |             |             |
| Aniseed . . . Tons   | 35       | 104     | 41      | 25      | 28      | 4,959       | 14,825    | 4,981       | 6,964       | 5,770       |
| Coriander . . . "  | 602      | 765     | 1,337   | 2,323   | 2,121   | 1,02,346    | 1,23,123  | 1,58,259    | 2,57,075    | 2,75,988    |
| Cumin (other than black) . . . "                           | 23       | 15      | 31      | 27      | 22      | 13,065      | 9,269     | 9,178       | 11,020      | 11,323      |
| Cumin-black . . . "  | 79       | 55      | 57      | 54      | 36      | 23,281      | 13,775    | 11,131      | 14,745      | 12,020      |
| Fennel . . . "   | ..       | 163     | 83      | 98      | 128     | 344         | 26,385    | 12,063      | 18,445      | 20,484      |
| Fenugreek . . . "  | 26       | 17      | 19      | 41      | 18      | 5,323       | 3,780     | 3,298       | 4,949       | 2,775       |
| Other sorts . . . "  | 8        | 42      | 9       | 6       | 5       | 2,011       | 5,378     | 2,082       | 1,383       | 1,513       |
| Total of Seeds, Essential . . .                            | 778      | 1,101   | 1,577   | 2,574   | 2,358   | 1,52,929    | 1,97,195  | 1,96,937    | 2,14,581    | 2,35,882    |
| Non-essential—   |          |         |         |         |         |             |           |             |             |             |
| Castor . . . "   | 10,391   | 3,347   | 1,124   | 3,845   | 10,066  | 12,99,570   | 4,52,319  | 1,12,959    | 8,24,093    | 11,86,505   |
| Linseed . . . "  | 75,580   | 47,159  | 188,627 | 96,605  | 82,151  | 83,08,073   | 52,23,788 | 2,08,13,673 | 1,17,02,343 | 1,07,72,895 |
| Mustard . . . "  | 59       | 49      | 54      | 42      | 46      | 9,353       | 8,550     | 7,916       | 5,730       | 7,867       |
| Poppy . . . "  | 15       | 18      | 67      | 3       | 1       | 3,091       | 4,022     | 10,571      | 1,507       | 1,017       |
| Rape . . . "   | 171      | 103     | 7       | 16      | 4       | 23,392      | 14,532    | 946         | 2,375       | 763         |
| Sesamum (bl or injili) . . . "                             | 600      | 65      | 11      | 8       | ..      | 98,214      | 10,575    | 1,370       | 1,556       | 65          |
| Tea . . . "  | 609      | 52      | ..      | ..      | ..      | 7,36,240    | 65,218    | 750         | 50          | ..          |
| Other sorts . . . "  | 3        | ..      | 12      | 54      | 128     | 1,106       | 210       | 696         | 3,846       | 4,310       |
| Total of seeds, non-essential . . .                        | 87,428   | 50,793  | 189,902 | 105,573 | 92,396  | 1,07,40,539 | 57,79,214 | 2,09,48,881 | 1,26,31,505 | 1,19,73,427 |
| Other than oil-seeds . . .                                 | 18       | 51      | 14      | 31      | 16      | 3,341       | 5,715     | 4,335       | 6,093       | 3,551       |
| Total of seeds . . .                                       | 88,219   | 52,005  | 191,493 | 108,178 | 94,770  | 1,08,96,799 | 59,82,124 | 2,11,52,203 | 1,29,53,174 | 1,23,12,860 |
| Shells and cowries . . . Cwts.                             | ..       | ..      | ..      | ..      | 60      | ..          | ..        | ..          | ..          | 1,005       |
| Soap . . . "   | 182      | 46      | 231     | 143     | 447     | 4,058       | 2,478     | 3,507       | 3,827       | 22,342      |
| Specimens illustrative of natural science . . . Value      | —        | —       | —       | —       | —       | 5,652       | 4,023     | 3,566       | 2,775       | 7,642       |
| Spices—  |          |         |         |         |         |             |           |             |             |             |
| Betelnuts . . . Cwts.                                      | 222      | 345     | 326     | 388     | 322     | 4,595       | 8,497     | 5,361       | 5,724       | 4,511       |
| Cardamoms . . . "  | 42       | 39      | 76      | 54      | 55      | 3,133       | 3,241     | 4,110       | 3,849       | 4,717       |
| Chillies . . . "   | 112,864  | 125,036 | 83,695  | 76,998  | 129,513 | 14,58,463   | 15,23,823 | 12,91,104   | 12,30,003   | 11,85,758   |
| Ginger . . . "   | 68       | 59      | 60      | 177     | 730     | 2,287       | 1,342     | 1,216       | 2,898       | 16,623      |
| Pepper . . . "   | 565      | 788     | 521     | 650     | 513     | 30,020      | 39,017    | 27,325      | 26,364      | 23,147      |
| Other sorts . . . "  | 243      | 391     | 325     | 390     | 294     | 10,332      | 17,171    | 9,194       | 9,248       | 8,725       |
| Total of Spices . . .                                      | 114,004  | 126,638 | 85,003  | 78,663  | 131,427 | 15,03,829   | 15,03,691 | 13,38,919   | 12,91,070   | 12,43,486   |

No. 12—continued  
EXPORTS—continued

## INDIAN MERCHANDISE—continued

| PRINCIPAL AND OTHER ARTICLES                                      | QUANTITY    |             |             |             |             | VALUE        |             |              |              |              |
|---|-------------|-------------|-------------|-------------|-------------|--------------|-------------|--------------|--------------|--------------|
|   | 1931-32     | 1932-33     | 1933-34     | 1934-35     | 1935-36     | 1931-32      | 1932-33     | 1933-34      | 1934-35      | 1935-36      |
| <b>BENGAL—continued</b>   |             |             |             |             |             | R            | R           | R            | R            | R            |
| <b>CALCUTTA—continued</b>   |             |             |             |             |             |              |             |              |              |              |
| Stationery (excluding paper) . . . Value                          | —           | —           | —           | —           | —           | 17,628       | 20,989      | 15,076       | 21,984       | 30,959       |
| Stone and marble . . . Tons                                       | 13          | 4           | 148         | 180         | 319         | 2,764        | 2,085       | 14,075       | 13,781       | 24,250       |
| Sugar . . . "   | ..          | ..          | ..          | ..          | 7           | ..           | ..          | ..           | ..           | 925          |
| Tallow and Stearine (including grease and animal fat) . . . Cwts. | 3,841       | 3,662       | 4,102       | 2,540       | 1,642       | 1,11,612     | 97,071      | 85,110       | 46,118       | 32,689       |
| <b>Tea—</b>   |             |             |             |             |             |              |             |              |              |              |
| Tea (black) . . . Lbs.  | 217,020,620 | 234,043,202 | 197,046,493 | 192,532,185 | 186,930,507 | 10,64,86,198 | 9,42,16,817 | 11,59,95,701 | 11,25,58,375 | 10,94,94,623 |
| Tea waste, for the manufacture of Caffeine . . . "                | 3,698,752   | 2,816,628   | 5,731,878   | 3,210,650   | 3,870,614   | 1,33,713     | 1,40,351    | 2,57,984     | 1,41,053     | 1,70,780     |
| <b>Textiles—</b>  |             |             |             |             |             |              |             |              |              |              |
| <b>Cotton—</b>  |             |             |             |             |             |              |             |              |              |              |
| Raw . . . { Tons  | 4,004       | 3,749       | 6,548       | 6,122       | 12,291      | 22,31,702    | 21,83,384   | 40,68,411    | 30,09,301    | 60,04,186    |
| Bales . . . {   | 22,803      | 21,532      | 48,542      | 34,850      | 69,733      |              |             |              |              |              |
| Waste . . . Cwts.   | 6,972       | 9,459       | 6,378       | 7,417       | 14,110      |              |             |              |              |              |
|   |             |             |             |             |             | 85,320       | 79,467      | 74,727       | 95,331       | 2,00,344     |
| <b>Twist and Yarn—</b>  |             |             |             |             |             |              |             |              |              |              |
| Grey Nos. 1 to 10 . . . Lbs.                                      | 20,000      | 3,000       | ..          | ..          | 6,380       | 6,250        | 3,300       | ..           | ..           | 3,305        |
| " Nos. 11 to 20 . . . "   | 13,716      | ..          | ..          | 2,100       | ..          | 6,634        | ..          | ..           | 308          | ..           |
| " Nos. 21 to 40 . . . "   | ..          | 30,000      | 6,400       | 580         | 784         | ..           | 9,225       | 1,995        | 350          | 450          |
| " Above no. 40 . . . "  | ..          | ..          | ..          | ..          | 262         | ..           | ..          | ..           | ..           | 327          |
| Total of Twist and Yarn . . . "                                   | 33,716      | 33,000      | 6,400       | 2,680       | 7,426       | 12,984       | 12,525      | 1,995        | 658          | 4,562        |
| <b>Manufactures—</b>  |             |             |             |             |             |              |             |              |              |              |
| Handkerchiefs and shawls in the piece . . . Nos.                  | 9,696       | ..          | ..          | ..          | 692         | 1,165        | ..          | ..           | ..           | 473          |
| <b>Piece-goods—</b>   |             |             |             |             |             |              |             |              |              |              |
| Grey (unbleached) . . . Yards                                     | 75,073      | 82,915      | 69,763      | 19,276      | 16,944      | 25,780       | 22,767      | 19,780       | 6,360        | 4,505        |
| White (bleached) . . . "  | 8,900       | 15,950      | 3,377       | 23,251      | 24,824      | 3,970        | 5,663       | 2,510        | 7,418        | 9,342        |
| Coloured, printed, or dyed . . . "                                | 252,370     | 60,273      | 61,587      | 99,863      | 67,337      | 1,37,371     | 21,182      | 30,570       | 35,317       | 27,675       |
| Other sorts of manufactures . . . Value                           | —           | —           | —           | —           | —           | 15,171       | 65,556      | 1,11,583     | 7,48,593     | 8,05,097     |
| Total of Cotton manufactures . . . "                              | —           | —           | —           | —           | —           | 1,33,957     | 1,11,168    | 1,64,393     | 7,93,188     | 8,47,152     |
| Total of Cotton manufactures (including Twist and Yarn) . . . "   | —           | —           | —           | —           | —           | 1,96,841     | 1,23,693    | 1,66,388     | 7,93,846     | 8,51,734     |
| Total of Cotton raw and manufactures . . . "                      | —           | —           | —           | —           | —           | 25,18,863    | 23,86,544   | 43,09,523    | 39,03,523    | 70,56,26     |



TRADE AT CHIEF PORT  
CALCUTTA

( 72 )

No. 12—continued  
EXPORTS—continued

INDIAN MERCHANDISE—continued

| PRINCIPAL AND OTHER ARTICLES                                    | QUANTITY      |               |               |               |               | VALUE        |              |              |              |              |
|---|---------------|---------------|---------------|---------------|---------------|--------------|--------------|--------------|--------------|--------------|
|   | 1931-32       | 1932-33       | 1933-34       | 1934-35       | 1935-36       | 1931-32      | 1932-33      | 1933-34      | 1934-35      | 1935-36      |
| <b>BENGAL—continued</b>   |               |               |               |               |               | R            | R            | R            | R            | R            |
| <b>CALCUTTA—continued</b>                                       |               |               |               |               |               |              |              |              |              |              |
| <b>Textiles—continued</b>                                       |               |               |               |               |               |              |              |              |              |              |
| <b>Flax—</b>  |               |               |               |               |               |              |              |              |              |              |
| Manufactures . Value  | —             | —             | —             | —             | —             | 3,530        | 45           | 3,939        | 160          | 2,720        |
| Haberdashery and millinery . . . . .                            | —             | —             | —             | —             | —             | 1,520        | 2,509        | 1,790        | 1,574        | 1,609        |
| <b>Hemp (chiefly Sans)—</b>                                     |               |               |               |               |               |              |              |              |              |              |
| Raw . . . . . Cwts.   | 169,777       | 201,650       | 297,638       | 243,420       | 488,288       | 19,21,696    | 22,69,257    | 24,07,863    | 26,30,545    | 40,08,150    |
| Manufactures (excluding cordage). Value                         | —             | —             | —             | —             | —             | 225          | ..           | 120          | 4,450        | 4,001        |
| Total of Hemp, raw and manufactures . . . . .                   | —             | —             | —             | —             | —             | 19,21,921    | 22,69,257    | 24,07,983    | 26,34,995    | 41,02,151    |
| <b>Jute—</b>  |               |               |               |               |               |              |              |              |              |              |
| Raw . . . . .   |               |               |               |               |               |              |              |              |              |              |
| Tons  | 551,284       | 542,462       | 701,842       | 712,445       | 745,752       | 10,33,59,230 | 9,34,70,318  | 10,16,53,327 | 10,24,00,463 | 13,17,19,692 |
| Bales   | 3,087,290     | 3,037,767     | 3,930,315     | 3,089,692     | 4,165,011     |              |              |              |              |              |
| Twist and yarn . . . . .  |               |               |               |               |               |              |              |              |              |              |
| Lbs.  | 8,666,577     | 8,411,039     | 4,818,103     | 5,234,774     | 5,034,046     | 11,33,292    | 8,91,269     | 4,91,710     | 5,18,451     | 5,09,774     |
| Tons  | 3,869         | 3,755         | 2,150         | 2,350         | 2,247         |              |              |              |              |              |
| Manufactures—   |               |               |               |               |               |              |              |              |              |              |
| Canvas . . . . .  |               |               |               |               |               |              |              |              |              |              |
| Yards   | 40            | 60,811        | 9,551         | 41,440        | 76,217        | 50           | 15,329       | 2,332        | 11,234       | 21,852       |
| Tons  | ..            | 28            | 4             | 19            | 40            |              |              |              |              |              |
| <b>Gunny bags—</b>  |               |               |               |               |               |              |              |              |              |              |
| Sacking gunny bags . . . . .                                    |               |               |               |               |               |              |              |              |              |              |
| No.   | 303,921,329   | 325,492,429   | 307,801,465   | 322,135,679   | 346,123,751   | 9,33,10,324  | 9,50,13,693  | 8,01,69,190  | 8,33,27,562  | 8,96,87,662  |
| Tons  | 333,578       | 353,590       | 338,324       | 349,503       | 371,359       |              |              |              |              |              |
| Hessian gunny bags . . . . .                                    |               |               |               |               |               |              |              |              |              |              |
| No.   | 83,933,300    | 88,868,311    | 93,292,933    | 100,152,450   | 112,184,050   | 1,53,02,650  | 1,63,12,321  | 1,69,02,398  | 1,84,80,033  | 2,02,83,054  |
| Tons  | 37,357        | 38,914        | 41,789        | 45,606        | 54,150        |              |              |              |              |              |
| Total of Gunny bags . . . . .                                   |               |               |               |               |               |              |              |              |              |              |
| No.   | 387,854,629   | 414,360,740   | 401,094,447   | 422,288,129   | 458,307,801   | 10,91,12,974 | 11,13,26,514 | 9,70,71,588  | 10,23,07,645 | 10,99,75,716 |
| Tons  | 376,446       | 397,504       | 380,613       | 395,114       | 425,518       |              |              |              |              |              |
| <b>Gunny cloth—</b>   |               |               |               |               |               |              |              |              |              |              |
| Sacking gunny cloth . . . . .                                   |               |               |               |               |               |              |              |              |              |              |
| Yards   | 25,339,690    | 25,357,367    | 34,832,892    | 32,900,719    | 35,941,911    | 39,56,499    | 37,76,279    | 46,20,177    | 42,45,391    | 49,56,317    |
| Tons  | 12,700        | 12,644        | 17,911        | 16,456        | 18,081        |              |              |              |              |              |
| Hessian gunny cloth . . . . .                                   |               |               |               |               |               |              |              |              |              |              |
| Yards   | 994,357,912   | 984,900,817   | 1,016,652,249 | 1,029,551,347 | 1,181,900,500 | 10,02,21,372 | 9,33,26,362  | 10,39,02,788 | 10,54,92,446 | 11,73,52,396 |
| Tons  | 253,780       | 256,671       | 262,145       | 263,885       | 299,778       |              |              |              |              |              |
| Total of Gunny cloth . . . . .                                  |               |               |               |               |               |              |              |              |              |              |
| Yards   | 1,019,697,002 | 1,010,258,684 | 1,051,485,141 | 1,052,452,566 | 1,217,802,411 | 10,41,77,371 | 10,21,13,141 | 11,36,12,965 | 10,97,37,337 | 12,23,08,243 |
| Tons  | 266,480       | 269,315       | 280,056       | 280,341       | 317,859       |              |              |              |              |              |
| Total Gunny bags and cloth . . . . .                            |               |               |               |               |               |              |              |              |              |              |
| Tons  | 643,926       | 666,310       | 660,669       | 675,455       | 743,377       | 21,32,90,345 | 21,34,39,055 | 21,06,84,553 | 21,20,45,482 | 23,22,84,959 |
| <b>Hope and twine—</b>  |               |               |               |               |               |              |              |              |              |              |
| Cwts.   | 89,004        | 89,394        | 90,691        | 94,215        | 81,131        | 13,09,781    | 8,79,386     | 9,98,094     | 10,57,018    | 9,28,657     |
| Tons  | 4,450         | 3,470         | 4,595         | 4,711         | 4,057         |              |              |              |              |              |
| <b>Other kinds—</b>   |               |               |               |               |               |              |              |              |              |              |
| Cwts.   | 232,350       | 33,999        | 75,719        | 16,429        | 37,670        | 23,33,852    | 13,15,375    | 11,51,201    | 5,66,459     | 8,74,024     |
| Tons  | 11,142        | 4,450         | 3,786         | 821           | 1,833         |              |              |              |              |              |
| Total of Jute manufactures . . . . .                            |               |               |               |               |               |              |              |              |              |              |
| Tons  | 658,518       | 674,767       | 668,994       | 681,006       | 749,357       | 21,74,84,523 | 21,56,49,745 | 21,23,36,180 | 21,36,40,193 | 23,41,09,492 |
| Total of Jute manufactures (including twist and yarn) . . . . . |               |               |               |               |               |              |              |              |              |              |
| Tons  | 662,387       | 678,522       | 671,144       | 683,365       | 751,604       | 21,86,17,320 | 21,65,41,074 | 21,33,27,590 | 21,41,98,644 | 23,46,10,236 |
| Total of Jute, raw and manufactures . . . . .                   |               |               |               |               |               |              |              |              |              |              |
| Tons  | 1,213,671     | 1,220,934     | 1,372,986     | 1,395,310     | 1,495,356     | 32,24,77,050 | 31,00,11,332 | 31,49,85,217 | 31,66,00,107 | 36,03,38,058 |
| <b>Silk—</b>  |               |               |               |               |               |              |              |              |              |              |
| <b>Raw—</b>   |               |               |               |               |               |              |              |              |              |              |
| Mulberry silk (excluding tasar and other wild silk)—            |               |               |               |               |               |              |              |              |              |              |
| Raw . . . . . Lbs.  | ..            | ..            | ..            | 800           | 3             | ..           | ..           | ..           | 2,100        | 15           |
| Onassam or waste Cocoon . . . . .                               |               |               |               |               |               |              |              |              |              |              |
| Tons  | 3,874         | 4,152         | 69,418        | 121,711       | 47,200        | 1,770        | 1,350        | 19,550       | 30,379       | 14,451       |
| Tons  | 11,250        | ..            | ..            | ..            | ..            | 16,575       | ..           | ..           | ..           | ..           |
| Total of Mulberry silk, raw, etc. . . . .                       |               |               |               |               |               |              |              |              |              |              |
| Tons  | 15,124        | 4,152         | 69,418        | 122,311       | 47,203        | 18,645       | 1,350        | 19,550       | 32,379       | 14,466       |

No. 12—continued  
EXPORTS—continued

## INDIAN MERCHANDISE—continued

| PRINCIPAL AND OTHER ARTICLES   | QUANTITY  |           |           |           |           | VALUE        |              |              |              |              |
|--|-----------|-----------|-----------|-----------|-----------|--------------|--------------|--------------|--------------|--------------|
|  | 1931-32   | 1932-33   | 1933-34   | 1934-35   | 1935-36   | 1931-32      | 1932-33      | 1933-34      | 1934-35      | 1935-36      |
| <b>BIHAR—continued</b>   |           |           |           |           |           | R            | R            | R            | R            | R            |
| <b>CALCUTTA—continued</b>  |           |           |           |           |           |              |              |              |              |              |
| <b>Textile—continued</b>   |           |           |           |           |           |              |              |              |              |              |
| <b>Silk—continued</b>  |           |           |           |           |           |              |              |              |              |              |
| <b>Raw—contd.</b>  |           |           |           |           |           |              |              |              |              |              |
| Wild silk, tassar, munga, eria, and others—  |           |           |           |           |           |              |              |              |              |              |
| Chusam or waste Lbs.   | 58,123    | 42,660    | 52,721    | 115,687   | 188,479   | 19,475       | 11,516       | 14,377       | 25,398       | 60,068       |
| Cocoons "  | 7,350     | 39,700    | 7,806     | 59        | 12,500    | 10,875       | 57,875       | 11,660       | 40           | 18,750       |
| Total of Wild silk, raw, etc. "  | 75,373    | 82,360    | 60,527    | 115,743   | 200,979   | 30,350       | 69,391       | 26,027       | 25,438       | 78,818       |
| Total of Silk, raw "   | 90,497    | 86,512    | 129,945   | 238,054   | 248,132   | 48,995       | 70,741       | 45,577       | 57,817       | 93,284       |
| <b>Manufactures—</b>   |           |           |           |           |           |              |              |              |              |              |
| Goods of silk mixed with other materials Yards   | 2,300     | 6,075     | 16,065    | 21,553    | 87,304    | 6,250        | 10,955       | 35,282       | 27,168       | 50,170       |
| Piece-goods "  | 4,260     | 9,667     | 12,980    | 14,304    | 2,637     | 6,700        | 23,440       | 15,005       | 26,597       | 3,575        |
| Other sorts Lbs.   | ..        | 337       | ..        | 20        | 188       | ..           | 525          | ..           | 40           | 1,495        |
| Total of silk manufactures Value   | —         | —         | —         | —         | —         | 11,950       | 34,920       | 50,287       | 53,805       | 55,240       |
| Total of Silk, raw and manufactures "  | —         | —         | —         | —         | —         | 60,945       | 1,05,661     | 95,864       | 1,11,622     | 1,48,124     |
| <b>Wool—</b>   |           |           |           |           |           |              |              |              |              |              |
| Raw Lbs.   | 822,632   | 308,315   | 350,336   | 566,586   | 709,634   | 2,93,939     | 93,358       | 1,08,061     | 1,58,025     | 1,31,733     |
| <b>Manufactures—</b>   |           |           |           |           |           |              |              |              |              |              |
| Carpets and rugs "   | 3,359,658 | 4,329,176 | 6,440,186 | 7,750,261 | 6,559,297 | 38,65,204    | 43,74,670    | 52,79,143    | 68,63,314    | 55,17,327    |
| Piece-goods Yards  | 2,300     | 84,205    | 4,254     | 58,549    | 22,472    | 6,398        | 2,00,300     | 12,250       | 76,342       | 28,016       |
| Shawls Nos.  | 102       | 8         | ..        | ..        | 16        | 450          | 47           | ..           | ..           | 18           |
| Other sorts Lbs.   | 102,108   | 61,060    | 34,792    | 37,532    | 4,760     | 1,49,756     | 72,612       | 81,066       | 80,286       | 3,605        |
| Total of Wool manufactures Value   | —         | —         | —         | —         | —         | 40,31,808    | 46,47,629    | 54,22,459    | 69,76,042    | 55,49,561    |
| Total of Wool and Woollens "   | —         | —         | —         | —         | —         | 48,15,747    | 47,40,987    | 55,80,540    | 71,29,067    | 59,51,297    |
| <b>Other Textiles—</b>   |           |           |           |           |           |              |              |              |              |              |
| Raw Ows.   | ..        | ..        | 90        | ..        | ..        | ..           | ..           | 500          | ..           | 325          |
| Manufactures "   | ..        | ..        | ..        | ..        | ..        | ..           | 600          | 791          | 561          | 942          |
| <b>Tobacco—</b>  |           |           |           |           |           |              |              |              |              |              |
| Unmanufactured Lbs.  | 2,846,324 | 2,587,607 | 2,500,915 | 2,192,668 | 327,799   | 6,07,623     | 6,07,794     | 5,74,105     | 2,43,423     | 33,388       |
| Manufactured "   | 880,804   | 358,838   | 413,357   | 682,919   | 442,705   | 66,958       | 54,642       | 57,974       | 90,741       | 53,479       |
| Total of Tobacco "   | 3,727,128 | 2,946,445 | 2,914,272 | 2,825,587 | 770,475   | 7,34,581     | 6,62,436     | 6,32,079     | 3,34,164     | 87,367       |
| <b>Toys and requisites for games and sports, including fishing tackle (other than fire-arms) Value</b> | —         | —         | —         | —         | —         | 1,79,265     | 1,48,383     | 1,65,769     | 1,64,348     | 1,76,032     |
| <b>Umbrellas including parasols and sun-shades No.</b>   | 42,924    | 9,556     | 13,356    | 13,363    | 8,785     | 52,094       | 11,550       | 14,006       | 12,116       | 3,043        |
| <b>Vehicles (excluding locomotives, etc., for Railways) Value</b>                                      | —         | —         | —         | —         | —         | ..           | ..           | ..           | ..           | 620          |
| <b>Wax of all kinds, other than paraffin wax (excluding candles) Ows.</b>                              | 1,205     | 1,246     | 1,249     | 2,617     | 2,263     | 75,260       | 82,855       | 59,757       | 1,31,534     | 1,27,313     |
| <b>Wood and Timber—</b>  |           |           |           |           |           |              |              |              |              |              |
| Tankwood Cubic Tons  | 276       | 113       | 7         | 10        | 21        | 32,366       | 12,308       | 1,500        | 1,430        | 5,366        |
| Other kinds of wood and timber Value   | —         | —         | —         | —         | —         | 1,06,452     | 25,605       | 7,452        | 9,878        | 16,255       |
| <b>Manufactures of wood, other than furniture and cabinet-ware "</b>                                   | —         | —         | —         | —         | —         | 48,669       | 25,730       | 12,216       | 3,890        | 4,004        |
| Total of Wood and Timber "   | —         | —         | —         | —         | —         | 1,87,687     | 63,644       | 21,168       | 15,198       | 25,625       |
| <b>Postal articles "</b>   | —         | —         | —         | —         | —         | 22,09,723    | 18,80,484    | 13,86,077    | 12,71,023    | 19,73,426    |
| <b>All other articles of merchandise—</b>  |           |           |           |           |           |              |              |              |              |              |
| Unmanufactured "   | —         | —         | —         | —         | —         | 3,68,133     | 3,80,253     | 3,06,439     | 4,62,384     | 4,17,886     |
| Manufactured "   | —         | —         | —         | —         | —         | 90,249       | 85,358       | 1,05,710     | 97,186       | 84,891       |
| <b>GRAND TOTAL (EXCLUSIVE OF GOVERNMENT STAMPS)</b>  | —         | —         | —         | —         | —         | 67,81,74,417 | 51,92,37,875 | 58,11,50,416 | 55,96,17,821 | 60,87,24,314 |

INDIAN MERCHANDISE—concluded

GOVERNMENT STORES

| PRINCIPAL AND OTHER ARTICLES  | QUANTITY    |         |           |         |         | VALUE     |           |           |           |           |
|---|-------------|---------|-----------|---------|---------|-----------|-----------|-----------|-----------|-----------|
|   | 1931-32     | 1932-33 | 1933-34   | 1934-35 | 1935-36 | 1931-32   | 1932-33   | 1933-34   | 1934-35   | 1935-36   |
| BENGAL—continued  |             |         |           |         |         | R         | R         | R         | R         | R         |
| CALCUTTA—continued  |             |         |           |         |         |           |           |           |           |           |
| Apparel (including drapery, uniforms, accoutrements, but excluding hosiery) . Value             | —           | —       | —         | —       | —       | 517       | 157       | 170       | 2,890     | 3,902     |
| Arms, Ammunitions and Military Stores . "   | —           | —       | —         | —       | —       | 2,790     | 6,015     | 9,148     | 8,958     | 12,774    |
| Books printed and printed matters (not being stationery) including maps and charts . "          | —           | —       | —         | —       | —       | 57,802    | 48,200    | 85,144    | 28,686    | 17,801    |
| Boots and shoes . Pairs   | ..          | ..      | ..        | 187     | 23      | ..        | ..        | ..        | 231       | 21        |
| Drugs, Medicines, and Narcotics . Value   | —           | —       | —         | —       | —       | ..        | 21,876    | 60,487    | 1,03,478  | 4,75,741  |
| Hardware and cutlery  | —           | —       | —         | —       | —       | ..        | ..        | ..        | ..        | 20,367    |
| Opium—  |             |         |           |         |         |           |           |           |           |           |
| Shipped direct to the Govts of Hong-Kong, the Straits Settlements and other East Indian Govts.— |             |         |           |         |         |           |           |           |           |           |
| To Ceylon . Chests  | 20-25       | 16-20   | 12-15     | 8-10    | 4-5     | 80,000    | 64,000    | 48,000    | 82,000    | 16,000    |
| .. Straits Settlements . " -Cwts.   | 1,207-1,506 | 984-679 | 902-1,124 | 450-558 | 253-316 | 43,28,000 | 31,36,000 | 36,08,000 | 18,00,000 | 10,12,000 |
| .. Hongkong . " "   | 116-144     | 48-60   | 37-46     | 24-30   | ..      | 4,64,000  | 1,92,000  | 1,48,000  | 96,000    | ..        |
| .. Br. Borneo . " "   | 66-82       | 32-41   | 55-67     | 11-14   | ..      | 2,84,000  | 1,28,000  | 2,20,000  | 44,000    | ..        |
| .. Denmark . " "  | ..          | ..      | ..        | ..      | 1-5     | ..        | ..        | ..        | ..        | 687       |
| .. Japan . " "  | ..          | ..      | ..        | ..      | ..      | ..        | 35        | ..        | ..        | ..        |
| Stationery . Value  | —           | —       | —         | —       | —       | 7,073     | 8,472     | 8,587     | 9,676     | 11,952    |
| Textiles—   |             |         |           |         |         |           |           |           |           |           |
| Cotton manufactures . "   | —           | —       | —         | —       | —       | 98,329    | 1,17,069  | 1,58,822  | 1,17,588  | 55,853    |
| All other articles—   |             |         |           |         |         |           |           |           |           |           |
| Unmanufactured . "  | —           | —       | —         | —       | —       | 5,850     | 10,477    | 20,747    | 6,296     | 7,475     |
| Manufactured . "  | —           | —       | —         | —       | —       | 45,192    | 58,805    | 7,960     | 37,908    | 74,440    |
| GRAND TOTAL   | —           | —       | —         | —       | —       | 58,58,038 | 37,86,196 | 48,25,960 | 22,77,701 | 17,08,993 |

FOREIGN MERCHANDISE

| PRINCIPAL AND OTHER ARTICLES  | QUANTITY |         |         |         |         | VALUE   |         |         |         |         |
|---|----------|---------|---------|---------|---------|---------|---------|---------|---------|---------|
|   | 1931-32  | 1932-33 | 1933-34 | 1934-35 | 1935-36 | 1931-32 | 1932-33 | 1933-34 | 1934-35 | 1935-36 |
| Animals, living . No.   | 25       | 320     | 629     | 22      | 10      | R       | R       | R       | R       | R       |
| Apparel (including drapery, uniforms, accoutrements, but excluding hosiery and boots and shoes) . Value | —        | —       | —       | —       | —       | 21,680  | 19,856  | 38,765  | 12,627  | 5,107   |
| Arms, Ammunition and Military Stores—   |          |         |         |         |         |         |         |         |         |         |
| Fire arms and parts thereof . "   | —        | —       | —       | —       | —       | 34,077  | 15,724  | 24,027  | 20,097  | 15,079  |
| Other sorts . " "   | —        | —       | —       | —       | —       | 1,835   | 738     | 1,604   | 146     | 268     |
| Total of Arms, etc. . "   | —        | —       | —       | —       | —       | 25,412  | 16,462  | 25,631  | 20,243  | 15,347  |
| Art. works of (other than pictures) . "   | —        | —       | —       | —       | —       | 11,168  | 6,059   | 15,650  | 895     | 577     |
| Books printed, and printed matter (not being stationery) including maps and charts . Cwts.              | 308      | 366     | 209     | 322     | 383     | 62,201  | 44,340  | 40,267  | 60,765  | 88,100  |
| Boots and shoes . Pairs   | 14,245   | 193     | 20,825  | 12,261  | 39,154  | 14,125  | 798     | 21,006  | 13,172  | 25,841  |
| Chemicals and chemical preparations (excluding chemical manures and medicines) . Value                  | —        | —       | —       | —       | —       | 38,488  | 34,359  | 9,052   | 17,891  | 8,994   |
| Cordage and Rope of vegetable fibre (excluding jute and cotton) Cwts.                                   | 598      | 989     | 26      | 1,432   | 32      | 5,515   | 16,130  | 278     | 16,807  | 902     |
| Cutlery . Value   | —        | —       | —       | —       | —       | 11,865  | 1,560   | 3,504   | 2,887   | 4,298   |
| Drugs and Medicines (excluding chemicals and narcotics) . "   | —        | —       | —       | —       | —       | 46,952  | 60,853  | 81,808  | 82,240  | 74,177  |
| Dyeing and tanning substances—  |          |         |         |         |         |         |         |         |         |         |
| Dyes obtained from coal tar—  |          |         |         |         |         |         |         |         |         |         |
| Aniline dyes . Lbs.   | ..       | ..      | 280     | 224     | ..      | ..      | ..      | 260     | 332     | ..      |
| Other sorts . Cwts.   | ..       | ..      | 3       | ..      | ..      | ..      | ..      | 102     | ..      | 70      |
| TOTAL OF DYEING, ETC. Value   | —        | —       | —       | —       | —       | ..      | ..      | 362     | 332     | 70      |
| Earthenware and Porcelain . "   | —        | —       | —       | —       | —       | 6,056   | 1,622   | 3,051   | 2,635   | 2,585   |
| Fruits and vegetables—  |          |         |         |         |         |         |         |         |         |         |
| Fruits and vegetables, dried, salted or preserved . Tons  | 1        | 6       | 5       | 3       | 3       | 1,855   | 4,201   | 2,921   | 1,231   | 1,241   |
| Glass and Glassware . Value   | —        | —       | —       | —       | —       | 10,282  | 5,340   | 29,331  | 5,464   | 4,437   |
| Gums and Resins . Cwts.   | 4        | 8       | 6       | 20      | ..      | 120     | 56      | 300     | 280     | 29      |

No. 12—continued  
EXPORTS—continued

## FOREIGN MERCHANDISE—continued

| PRINCIPAL AND OTHER ARTICLES.  | QUANTITY |         |         |         |         | VALUE     |           |          |          |          |
|--|----------|---------|---------|---------|---------|-----------|-----------|----------|----------|----------|
|  | 1931-32  | 1932-33 | 1933-34 | 1934-35 | 1935-36 | 1931-32   | 1932-33   | 1933-34  | 1934-35  | 1935-36  |
| <b>BENGAL—continued</b>  |          |         |         |         |         | R         | R         | R        | R        | R        |
| <b>CALCUTTA—continued</b>  |          |         |         |         |         |           |           |          |          |          |
| Hardware (excluding cutlery and electro-plated ware) . . . . . Value   | —        | —       | —       | —       | —       | 11,07,204 | 10,20,618 | 5,62,567 | 4,56,657 | 4,76,025 |
| Hides and Skins, raw—  |          |         |         |         |         |           |           |          |          |          |
| Skins, raw . . . . . Tons  | 13       | 14      | 8       | 12      | 5       | 4,881     | 16,972    | 10,680   | 10,324   | 4,271    |
| —No. . . . .   | —12,680  | —56,582 | —20,253 | —53,439 | —29,176 |           |           |          |          |          |
| Instruments, Apparatus, and Appliances, and parts thereof—   |          |         |         |         |         |           |           |          |          |          |
| Electrical . . . . . Value   | —        | —       | —       | —       | —       | 1,40,158  | 1,05,667  | 1,12,513 | 1,75,867 | 1,13,010 |
| Musical—   |          |         |         |         |         |           |           |          |          |          |
| Talking machines and accessories . . . . .   | —        | —       | —       | —       | —       | 76,086    | 2,455     | 2,222    | 19,208   | 600      |
| Other sorts . . . . .  | —        | —       | —       | —       | —       | 20,836    | 11,544    | 12,560   | 23,630   | 19,155   |
| Optical . . . . .  | —        | —       | —       | —       | —       | 5,488     | 2,025     | —        | 1,265    | 674      |
| Photographic . . . . .   | —        | —       | —       | —       | —       | 21,344    | 23,867    | 65,673   | 1,31,634 | 81,775   |
| Other kinds . . . . .  | —        | —       | —       | —       | —       | 3,11,330  | 86,437    | 1,12,667 | 72,685   | 73,695   |
| Total of Instruments, Apparatus, etc. . . . .  | —        | —       | —       | —       | —       | 4,81,237  | 3,21,095  | 3,05,641 | 4,23,885 | 2,38,009 |
| Ivory Manufactured Jewellery (excluding imitation jewellery, and precious stones and pearls, unset), also plate of gold and silver . . . . . | —        | —       | —       | —       | —       | 1,004     | ..        | ..       | 138      | ..       |
| Leather—   |          |         |         |         |         |           |           |          |          |          |
| Hides tanned or dressed . . . . . No.  | ..       | 40      | ..      | ..      | ..      | ..        | 80        | ..       | ..       | 1.       |
| Skins tanned or dressed . . . . . Cwts.  | 3,388    | ..      | 78      | ..      | ..      | 6,240     | ..        | 5,152    | ..       | ..       |
| Unwrought . . . . .  | 8        | 10      | ..      | 5       | ..      | 3,902     | ..        | ..       | 800      | ..       |
| Manufactured (excluding boots and shoes) . . . . . Value   | —        | —       | —       | —       | —       | 30,695    | 1,699     | 4,408    | 825      | 7,091    |
| Total of Leather . . . . .   | —        | —       | —       | —       | —       | 30,837    | 2,281     | 9,560    | 1,625    | 7,091    |
| Liquors—   |          |         |         |         |         |           |           |          |          |          |
| Ale, beer and porter . . . . . Gals.   | 547      | 221     | 18      | 294     | 126     | 9,071     | 1,045     | 80       | 1,181    | 598      |
| Spirit—  |          |         |         |         |         |           |           |          |          |          |
| Brandy . . . . .   | 501      | 2,706   | 775     | 619     | 57      | 12,034    | 44,607    | 15,048   | 1,317    | 828      |
| Whisky . . . . .   | 4,476    | 5,768   | 1,938   | 1,059   | ..      | 95,376    | 85,683    | 34,918   | 20,360   | ..       |
| Other sorts . . . . .  | 19,129   | 17,678  | 25,388  | 11,467  | 39      | 17,451    | 18,035    | 15,475   | 9,081    | 886      |
| Wines—   |          |         |         |         |         |           |           |          |          |          |
| Champagne and other sparkling wines . . . . .  | 617      | ..      | 2       | ..      | ..      | 11,283    | ..        | 66       | ..       | ..       |
| Other sorts . . . . .  | 420      | 7       | 24      | 271     | ..      | 6,069     | 187       | 600      | 4,107    | ..       |
| Total of Liquors . . . . .   | 32,690   | 26,380  | 28,145  | 13,710  | 222     | 1,51,864  | 1,49,537  | 66,187   | 36,026   | 2,312    |
| Machinery and Millwork—  |          |         |         |         |         |           |           |          |          |          |
| Electrical machinery of all kinds . . . . . Value  | —        | —       | —       | —       | —       | 2,645     | ..        | 1,450    | 26,753   | 19,005   |
| Other sorts of machinery . . . . .   | —        | —       | —       | —       | —       | 9,63,949  | 2,59,567  | 3,21,962 | 2,50,280 | 3,33,493 |
| Total of Machinery and Millwork . . . . .  | —        | —       | —       | —       | —       | 9,66,594  | 2,59,567  | 3,23,412 | 2,77,033 | 3,52,498 |
| Metals and Ores—   |          |         |         |         |         |           |           |          |          |          |
| Brass, Bronze, and similar alloys—   |          |         |         |         |         |           |           |          |          |          |
| Wrought . . . . . Cwts.  | 16       | 23      | 246     | 220     | 21      | 3,247     | 1,459     | 7,800    | 5,401    | 2,200    |
| Copper—  |          |         |         |         |         |           |           |          |          |          |
| Unwrought . . . . .  | ..       | ..      | ..      | ..      | 9       | ..        | ..        | ..       | ..       | 1,540    |
| Wrought . . . . .  | 22       | 6       | 25      | 34      | 37      | 1,915     | 292       | 2,075    | 1,487    | 1,600    |
| Iron or steel—   |          |         |         |         |         |           |           |          |          |          |
| Angle, bolt, and rod . . . . . Tons  | 48       | ..      | 11      | 1       | ..      | 3,958     | 732       | 1,518    | 500      | 239      |
| Bars and channels . . . . .  | 3        | ..      | 17      | ..      | 3       | 11,173    | 380       | ..       | 20,187   | 400      |
| Hoops and strips . . . . .   | 59       | 82      | 31      | 25      | 27      | 29,742    | 26,042    | 5,404    | 6,578    | 6,588    |
| Old, for re-manufacture . . . . .  | 302      | ..      | 152     | 347     | 46      | 8,400     | 65        | 3,190    | 6,941    | 820      |
| Sheets and plates galvanized . . . . .   | 6        | ..      | ..      | 13      | ..      | 1,525     | 20        | ..       | 2,500    | ..       |
| Sheets and plates, not galvanized or tinned . . . . .  | 102      | ..      | ..      | 18      | ..      | 5,664     | 20        | ..       | ..       | ..       |
| Wire . . . . .   | ..       | 8       | 3       | ..      | ..      | ..        | 4,778     | 1,418    | 5,760    | 97       |
| Other manufactures of iron or steel . . . . .  | 46       | 3       | 65      | 41      | 8       | 16,609    | 7,500     | 5,859    | 26,233   | 4,369    |
| Total of Iron or Steel . . . . .   | 568      | 93      | 262     | 462     | 84      | 79,071    | 40,182    | 17,389   | 68,689   | 12,578   |
| Lead—  |          |         |         |         |         |           |           |          |          |          |
| Unwrought—   |          |         |         |         |         |           |           |          |          |          |
| Other sorts . . . . . Cwts.  | 420      | ..      | ..      | ..      | ..      | 2,643     | ..        | ..       | ..       | ..       |
| Wrought, all sorts . . . . .   | ..       | ..      | ..      | ..      | ..      | 50        | ..        | ..       | ..       | ..       |
| Tin . . . . .  | 22       | 580     | ..      | ..      | ..      | 379       | 725       | ..       | ..       | ..       |
| Zinc or Spelter all sorts . . . . .  | 34       | ..      | ..      | 42      | 328     | 2,364     | ..        | ..       | 1,720    | ..       |
| Metals, unenumerated . . . . .   | 3,443    | 5,429   | 6,483   | 14,680  | 12,075  | 61,540    | 2,61,846  | 2,54,749 | 4,66,422 | 3,84,324 |
| Total of Metals and Ores . . . . . Tons  | 766      | 395     | 600     | 1,210   | 707     | 1,51,209  | 3,08,924  | 2,81,518 | 5,43,725 | 4,03,662 |
| Oils . . . . . Gals.   | 8,907    | 9,368   | 2,931   | 2,722   | 9,419   | 18,658    | 13,775    | 9,119    | 6,152    | 19,641   |
| Paints and colours . . . . . Cwts.   | 3,918    | 222     | 169     | 153     | 234     | 73,685    | 13,437    | 12,912   | 8,099    | 10,199   |
| Printing and Lithographing machinery and materials (excluding paper) . . . . . Value   | —        | —       | —       | —       | —       | 20,070    | 56,326    | 6,986    | 22,661   | 14,863   |
| Provisions and oilman's stores . . . . . Cwts.   | 895      | 95      | 404     | 403     | 147     | 72,223    | 8,420     | 17,250   | 76,202   | 11,467   |
| Rubber—  |          |         |         |         |         |           |           |          |          |          |
| Manufactures . . . . . Value   | —        | —       | —       | —       | —       | 18,222    | 41,933    | 4,196    | 7,914    | 11,676   |

TRADE AT CHIEF PORT  
CALCUTTA

( 76 )

No. 12—continued  
EXPORTS—continued

FOREIGN MERCHANDISE—continued

| PRINCIPAL AND OTHER ARTICLES   | QUANTITY  |           |           |           |           | VALUE     |           |           |           |           |
|--|-----------|-----------|-----------|-----------|-----------|-----------|-----------|-----------|-----------|-----------|
|  | 1931-32   | 1932-33   | 1933-34   | 1934-35   | 1935-36   | 1931-32   | 1932-33   | 1933-34   | 1934-35   | 1935-36   |
|  |           |           |           |           |           | R         | R         | R         | R         | R         |
| <b>RENGAL—continued</b>  |           |           |           |           |           |           |           |           |           |           |
| <b>CALCUTTA—continued</b>  |           |           |           |           |           |           |           |           |           |           |
| Spices . . . Cwts.   | 22        | ..        | ..        | ..        | 3         | 370       | ..        | ..        | ..        | 50        |
| Stationery . . . Value   | —         | —         | —         | —         | —         | 19,808    | 8,804     | 13,223    | 5,069     | 4,570     |
| Textiles—<br>Cotton—<br>Twist and Yarn . Lbs.  | ..        | 500       | ..        | 2,623     | ..        | ..        | 603       | ..        | 1,447     | ..        |
| Manufactures—  |           |           |           |           |           |           |           |           |           |           |
| Piece-goods—<br>Grey (unbleached)<br>White (bleached)<br>Coloured, printed,<br>or dyed . . . Yards   | 11,395    | 1,747     | 19,038    | 98        | 222       | 4,010     | 1,064     | 9,728     | 30        | 40        |
| Other sorts of<br>manufactures . Value   | 14,460    | 2,680     | 3,720     | 7,597     | 2,000     | 3,918     | 835       | 686       | 2,242     | 580       |
|  | 31,292    | 8,129     | 2,468     | 19,653    | 90,725    | 22,959    | 3,577     | 3,455     | 6,398     | 14,315    |
|  | —         | —         | —         | —         | —         | 2,626     | 2,719     | 7,651     | 17,254    | 19,385    |
| Total of Cotton<br>manufactures . . .  | —         | —         | —         | —         | —         | 33,513    | 3,195     | 21,520    | 25,924    | 33,320    |
| Total of Cotton manu-<br>factures including<br>Twist and Yarn . . .  | —         | —         | —         | —         | —         | 33,513    | 3,798     | 21,520    | 27,371    | 33,320    |
| Flax manufacture . . .   | —         | —         | —         | —         | —         | 1,419     | 605       | 1,004     | 5,668     | 1,189     |
| Silk, raw . . . Lbs.   | 31,360    | ..        | ..        | ..        | ..        | 3,000     | ..        | ..        | ..        | ..        |
| Silk, manufactures . Value   | —         | —         | —         | —         | —         | 3,156     | 3,781     | 510       | 20,444    | 15,887    |
| Wool, raw . . . Lbs.   | 3,354,968 | 1,288,642 | 5,316,217 | 4,141,848 | 7,261,007 | 12,55,079 | 3,66,558  | 10,24,746 | 6,97,012  | 12,02,758 |
| Wool, manufactures . Value   | —         | —         | —         | —         | —         | 3,232     | 3,309     | 12,752    | 9,126     | 11,378    |
| Total of wool<br>and woolsens . . .  | —         | —         | —         | —         | —         | 12,61,311 | 3,74,947  | 10,37,498 | 7,06,138  | 12,14,136 |
| Other Textile manu-<br>factures . . .  | —         | —         | —         | —         | —         | 573       | 3,455     | 11,964    | 33,252    | 23,370    |
| Tobacco—<br>Unmanufactured . Lbs.  | ..        | 16,093    | 61        | 3,896     | 51,196    | ..        | 1,322     | 244       | 3,074     | 34,581    |
| Manufactured . . .   | 3,600     | 2,075     | ..        | 11,039    | 4,606     | 5,554     | 4,176     | ..        | 26,441    | 23,447    |
| Toys and requisites for<br>games and sports, includ-<br>ing fishing tackle<br>(other than Fire-<br>arms) . . . Value                               | —         | —         | —         | —         | —         | 20,663    | 6,928     | 16,768    | 5,307     | 17,009    |
| Vehicles excluding loco-<br>motives, etc., for railways—<br>Carriages and carts (ex-<br>cluding railway car-<br>riages) and parts<br>thereof . . . | —         | —         | —         | —         | —         | 3,63,853  | 1,33,312  | 2,36,787  | 2,56,263  | 1,72,235  |
| Ships, parts of . . .  | —         | —         | —         | —         | —         | 20,600    | 403       | 500       | 5,752     | ..        |
| Other kinds . . .  | —         | —         | —         | —         | —         | 1,464     | ..        | ..        | 595       | 1,908     |
| Wood and Timber—<br>Other kinds of wood<br>and timber . . .  | —         | —         | —         | —         | —         | 400       | 5,600     | ..        | 6,255     | 4,017     |
| Manufactures of<br>wood, other than<br>furniture and<br>cabinetware . . .  | —         | —         | —         | —         | —         | 79,756    | 59,653    | 36,880    | 30,831    | 37,078    |
| Total of Wood and Tim-<br>ber . . .  | —         | —         | —         | —         | —         | 80,156    | 65,253    | 36,880    | 37,086    | 41,095    |
| All other articles<br>of merchandise—<br>Unmanufactured . . .  | —         | —         | —         | —         | —         | 3,722     | 17,930    | 7,293     | 2,977     | 7,471     |
| Manufactured . . .   | —         | —         | —         | —         | —         | 45,323    | 77,980    | 1,61,092  | 79,589    | 42,439    |
| <b>GRAND TOTAL<br/>(exclusive of<br/>GOVERNMENT<br/>STORES)</b> . . .  | —         | —         | —         | —         | —         | 52,32,604 | 32,34,334 | 34,49,373 | 33,58,978 | 34,70,768 |

No. 12—continued  
EXPORTS—concludedFOREIGN MERCHANDISE—concluded  
GOVERNMENT STORES

| PRINCIPAL AND OTHER ARTICLES  | QUANTITY |         |         |         |         | VALUE   |         |         |         |         |
|---|----------|---------|---------|---------|---------|---------|---------|---------|---------|---------|
|   | 1931-32  | 1932-33 | 1933-34 | 1934-35 | 1935-36 | 1931-32 | 1932-33 | 1933-34 | 1934-35 | 1935-36 |
| BENGAL—concluded  |          |         |         |         |         | R       | R       | R       | R       | R       |
| CALCUTTA—concluded  |          |         |         |         |         |         |         |         |         |         |
| Apparel (including drapery uniforms, accoutrements but excluding hosiery) . . . Value | —        | —       | —       | —       | —       | 40      | ..      | ..      | 568     | ..      |
| Arms, Ammunition, and Military Stores—  |          |         |         |         |         |         |         |         |         |         |
| Firearms, and parts thereof . . . "   | —        | —       | —       | —       | —       | 7,096   | 1,748   | 590     | 10,373  | 14,221  |
| Other sorts . . . "   | —        | —       | —       | —       | —       | ..      | 108     | ..      | 1,217   | ..      |
| Total of Arms, Ammunition and Military Stores . . . "                                 | —        | —       | —       | —       | —       | 7,096   | 1,856   | 590     | 11,589  | 14,221  |
| Chemicals, Drugs, Medicines and Narcotics . . . "                                     | —        | —       | —       | —       | —       | 28      | 10      | 25      | ..      | ..      |
| Hardware and Cutlery (including Agricultural implements and plated ware) . . . "      | —        | —       | —       | —       | —       | 3,407   | 2,463   | 5,393   | 2,849   | 897     |
| Instruments, apparatus, appliances and parts thereof . . . "                          | —        | —       | —       | —       | —       | 16,397  | 3,080   | 3,278   | 2,004   | 12,902  |
| Machinery and Mill work . . . "   | —        | —       | —       | —       | —       | ..      | ..      | ..      | ..      | 58,873  |
| Metals and Ores .Tons   | ..       | ..      | ..      | 2       | ..      | ..      | ..      | ..      | 226     | 3*      |
| Textiles—   |          |         |         |         |         |         |         |         |         |         |
| Cotton manufactures . Value   | —        | —       | —       | —       | —       | 1,398   | ..      | 186     | 121     | 12      |
| Wool—   |          |         |         |         |         |         |         |         |         |         |
| Manufactures . . . "  | —        | —       | —       | —       | —       | 51      | ..      | 76      | ..      | ..      |
| All other articles . . . "  | —        | —       | —       | —       | —       | 6,453   | 27,474  | 1,863   | 13,238  | 3,367   |
| GRAND TOTAL . . . "   | —        | —       | —       | —       | —       | 36,370  | 35,733  | 15,911  | 31,495  | 90,272  |

## BALASORE.

## IMPORTS

Nil.

## EXPORTS

## INDIAN MERCHANDISE

| PRINCIPAL AND OTHER ARTICLES                             | QUANTITY |         |         |         |         | VALUE   |         |         |         |         |
|--|----------|---------|---------|---------|---------|---------|---------|---------|---------|---------|
|  | 1931-32  | 1932-33 | 1933-34 | 1934-35 | 1935-36 | 1931-32 | 1932-33 | 1933-34 | 1934-35 | 1935-36 |
| BIHAR AND ORISSA—  |          |         |         |         |         | R       | R       | R       | R       | R       |
| BALASORE (CHIEF PORT)—                                   |          |         |         |         |         |         |         |         |         |         |
| Grain, Pulse and Flour—                                  |          |         |         |         |         |         |         |         |         |         |
| Rice not in the husk .Tons                               | 50       | ..      | ..      | ..      | ..      | 4,050   | ..      | ..      | ..      | ..      |
| GRAND TOTAL (exclusive of GOVERNMENT STORES) . . . Value | —        | —       | —       | —       | —       | 4,050   | ..      | ..      | ..      | ..      |

FOREIGN MERCHANDISE.  
Nil.

TRADE AT CHIEF PORT  
BOMBAY

( 78 )

No. 12—continued  
IMPORTS

| PRINCIPAL AND OTHER ARTICLES                                   | QUANTITY  |           |           |           |           | VALUE     |           |           |           |           |
|--|-----------|-----------|-----------|-----------|-----------|-----------|-----------|-----------|-----------|-----------|
|  | 1931-32   | 1932-33   | 1933-34   | 1934-35   | 1935-36   | 1931-32   | 1932-33   | 1933-34   | 1934-35   | 1935-36   |
| <b>BOMBAY—</b>   |           |           |           |           |           | R         | R         | R         | R         | R         |
| <b>BOMBAY (CHIEF PORT)—</b>                                    |           |           |           |           |           |           |           |           |           |           |
| <b>Animals, living—</b>  |           |           |           |           |           |           |           |           |           |           |
| Horses . . . . . No.   | 2,701     | 1,827     | 2,257     | 2,307     | 1,920     | 16,89,070 | 9,90,253  | 11,01,485 | 12,68,794 | 9,42,708  |
| Other kinds . . . . . "  | 2,777     | 1,089     | 821       | 4,091     | 4,531     | 1,05,331  | 76,027    | 95,678    | 1,17,387  | 1,37,084  |
| Total of Animals, living ..                                    | 5,478     | 2,916     | 3,078     | 6,398     | 6,450     | 17,44,401 | 10,66,280 | 11,97,163 | 13,86,181 | 10,79,792 |
| <b>Apparel (excluding hosiery and boots and shoes)—</b>        |           |           |           |           |           |           |           |           |           |           |
| Apparel (including drapery, uniforms, accoutrements) (a) Value | —         | —         | —         | —         | —         | 19,12,320 | 20,36,241 | 22,05,072 | —         | 14,03,327 |
| Cotton knitted fabrics (b) . . . . . Lbs.                      | —         | —         | —         | 65,894    | —         | —         | —         | —         | 1,03,187  | —         |
| Woolen knitted apparel (b) . . . . . "                         | —         | —         | —         | 79,746    | —         | —         | —         | —         | 2,42,291  | —         |
| Others (b) . . . . . Value                                     | —         | —         | —         | —         | —         | —         | —         | —         | 16,69,495 | —         |
| Gold and silver thread (c) . . . . . "                         | —         | —         | —         | —         | —         | 2,46,704  | 4,78,089  | 3,39,036  | 1,83,146  | 2,05,502  |
| Hats, caps, bonnets, and hatters' ware . . . . . "             | —         | —         | —         | —         | —         | 10,34,449 | 8,81,576  | 9,64,748  | 13,15,667 | 7,45,407  |
| Lametta . . . . . Lbs.   | 154,485   | 175,835   | 73,156    | 47,821    | 93,190    | 1,95,596  | 2,48,905  | 99,988    | 64,961    | 1,09,906  |
| Second-hand clothing Value                                     | —         | —         | —         | —         | —         | 2,66,567  | 1,96,198  | 1,67,853  | 1,87,456  | 1,01,315  |
| Water-proofed clothing . . . . . "                             | —         | —         | —         | —         | —         | 54,137    | 1,66,738  | 1,11,938  | 1,18,310  | 1,08,054  |
| Total of Apparel . . . . . "                                   | —         | —         | —         | —         | —         | 37,10,273 | 39,87,742 | 38,88,685 | 38,84,458 | 26,73,511 |
| <b>Arms, Ammunition, and Military stores—</b>                  |           |           |           |           |           |           |           |           |           |           |
| <b>Cartridge cases—</b>  |           |           |           |           |           |           |           |           |           |           |
| Filled   |           |           |           |           |           |           |           |           |           |           |
| Shot gun cartridges filled. No.                                | 4,669,092 | 3,388,657 | 3,481,610 | 3,416,202 | 3,930,631 | 3,17,287  | 2,29,847  | 2,38,834  | 2,29,316  | 2,69,224  |
| Rifle and other cartridges filled . . . . . "                  | 1,265,885 | 1,011,559 | 1,871,910 | 1,059,216 | 1,551,591 | 81,441    | 69,633    | 72,662    | 65,852    | 72,455    |
| Empty . . . . . "  | 101,200   | 84,894    | 81,150    | 76,300    | 122,570   | 3,387     | 2,631     | 2,544     | 2,230     | 3,289     |
| Explosives—  |           |           |           |           |           |           |           |           |           |           |
| Blasting fuse { Lbs. & No. of Coils                            | 108,354   | 127,699   | 91,836    | 129,377   | 159,378   | 67,066    | 72,347    | 60,062    | 89,153    | 1,06,991  |
| Blasting Gelatine Lbs.   | 38,050    | 6,000     | 1,250     | 12,500    | 17,500    | 30,529    | 5,253     | 1,109     | 10,755    | 13,684    |
| Gelatine dynamite. . . . . "                                   | 117,550   | 6,250     | 40,000    | 85,000    | 81,400    | 86,158    | 4,746     | 39,274    | 61,609    | 58,256    |
| Detonators . . . . . No.                                       | 570,585   | 33,850    | 155,150   | 543,500   | 830,000   | 10,818    | 4,585     | 5,312     | 11,955    | 16,390    |
| Others . . . . . Lbs.  | 60,910    | 32,250    | 33,650    | 12,625    | 23,643    | 35,847    | 18,308    | 23,757    | 8,085     | 17,406    |
| <b>Firearms and parts thereof—</b>                             |           |           |           |           |           |           |           |           |           |           |
| Firearms . . . . . No.   | 9,477     | 7,145     | 7,077     | 4,680     | 5,822     | 7,48,680  | 5,82,522  | 6,02,645  | 4,74,823  | 5,28,082  |
| Parts of firearms Value  | —         | —         | —         | —         | —         | 7,373     | 3,112     | 3,967     | 5,747     | 5,317     |
| <b>Gun powder—</b>   |           |           |           |           |           |           |           |           |           |           |
| Black . . . . . lbs.   | 24,625    | 50,450    | 72,800    | 36,100    | 73,525    | 18,017    | 29,654    | 38,231    | 2,1320    | 38,979    |
| Smokeless . . . . . "  | 325       | 800       | 335       | 475       | 200       | 1,361     | 3,553     | 536       | 1,222     | 873       |
| Other sorts . . . . . Value                                    | —         | —         | —         | —         | —         | 56,700    | 68,417    | 43,615    | 54,481    | 64,397    |
| Total of Arms, etc. . . . . "                                  | —         | —         | —         | —         | —         | 14,58,064 | 10,84,608 | 11,22,548 | 10,30,628 | 11,94,343 |
| Art, works of, other than pictures . . . . . "                 | —         | —         | —         | —         | —         | 1,29,853  | 1,44,320  | 69,065    | 83,877    | 1,54,681  |
| <b>Asbestos—</b>   |           |           |           |           |           |           |           |           |           |           |
| Raw . . . . . cwt.   | ..        | ..        | 7,168     | 11,881    | 2,887     | ..        | ..        | 82,236    | 1,16,740  | 25,639    |
| Manufactured—  |           |           |           |           |           |           |           |           |           |           |
| Asbestos packing Value   | —         | —         | —         | —         | —         | 94,497    | 1,01,078  | 82,246    | 71,406    | 53,892    |
| Sheets, Plates, etc., of asbestos cement (d) Ton               | —         | —         | 1,476     | 2,033     | 843       | —         | —         | 1,80,477  | 2,41,700  | 1,36,155  |
| Other manufactures . . . . . Value                             | —         | —         | —         | —         | —         | 3,08,806  | 3,24,491  | 2,06,793  | 2,01,180  | 2,01,008  |
| Total of Asbestos . . . . . "                                  | —         | —         | —         | —         | —         | 4,08,303  | 4,25,569  | 5,52,752  | 6,31,025  | 4,16,694  |
| <b>Belting for machinery—</b>                                  |           |           |           |           |           |           |           |           |           |           |
| Of cotton . . . . . "  | —         | —         | —         | —         | —         | 95,000    | 90,179    | 76,886    | 1,11,740  | 95,073    |
| „ leather . . . . . "  | —         | —         | —         | —         | —         | 20,56,718 | 19,25,308 | 16,04,373 | 17,52,300 | 16,72,861 |
| „ other materials (including coils) . . . . . "                | —         | —         | —         | —         | —         | 5,58,789  | 5,68,006  | 4,73,266  | 5,07,103  | 6,00,598  |
| Total of Belting for machinery . . . . . "                     | —         | —         | —         | —         | —         | 27,06,407 | 25,84,033 | 21,54,625 | 23,71,143 | 22,68,527 |

(a) Sub-divided into three heads in 1934-35.  
 (b) Separately recorded in 1934-35 and discontinued in 1935-36.  
 (c) Inclusive of imports by postal packets referred to Collectors of Customs for assessment.  
 (d) Separately shown from 1933-34.

No. 12—continued  
IMPORTS—continued

| PRINCIPAL AND OTHER ARTICLES  | QUANTITY  |           |           |           |            | VALUE     |           |           |           |           |
|---|-----------|-----------|-----------|-----------|------------|-----------|-----------|-----------|-----------|-----------|
|   | 1931-32   | 1932-33   | 1933-34   | 1934-35   | 1935-36    | 1931-32   | 1932-33   | 1933-34   | 1934-35   | 1935-36   |
| <b>BOMBAY—continued</b>   |           |           |           |           |            |           |           |           |           |           |
| <b>DOMBAY (CHIEF PORT)—continued</b>  |           |           |           |           |            |           |           |           |           |           |
| Bobbins . . . Value   | —         | —         | —         | —         | —          | 27,23,264 | 23,98,720 | 16,48,218 | 23,05,541 | 22,54,627 |
| Books, printed, and printed matter (not being Stationery), including maps and charts . . . Owt. | 18,198    | 11,895    | 12,541    | 14,278    | 15,285     | 20,44,074 | 19,95,108 | 20,32,114 | 21,72,971 | 22,34,418 |
| <b>Boots and Shoes—</b>   |           |           |           |           |            |           |           |           |           |           |
| All leather . . . Pairs   | 89,523    | 104,761   | 94,203    | 121,160   | 119,705    | 4,49,461  | 3,83,861  | 3,35,463  | 4,15,123  | 3,99,833  |
| <b>Rubber soled—</b>  |           |           |           |           |            |           |           |           |           |           |
| With canvas uppers . . . "  | 1,388,891 | 1,285,475 | 819,116   | 88,380    | 64,075     | 8,61,838  | 5,56,950  | 3,51,394  | 66,869    | 78,989    |
| With uppers of leather or other materials . . . "   | 3,240     | 22,530    | 18,356    | 2,448     | 4,722      | 1,712     | 15,658    | 11,074    | 2,298     | 7,238     |
| All rubber . . . "  | 646,573   | 116,820   | 24,316    | 11,913    | 6,898      | 1,88,927  | 49,046    | 11,752    | 9,394     | 7,024     |
| Of other materials . . . "  | 25,618    | 38,199    | 21,971    | 23,374    | 19,716     | 81,961    | 1,08,323  | 42,933    | 43,740    | 52,887    |
| Total of Boots and Shoes . . . "  | 2,148,844 | 1,567,835 | 977,863   | 252,684   | 215,711    | 15,78,399 | 11,18,838 | 7,52,616  | 5,37,424  | 5,40,966  |
| <b>Brushes and Brooms—</b>  |           |           |           |           |            |           |           |           |           |           |
| <b>Brushes—</b>   |           |           |           |           |            |           |           |           |           |           |
| Paint and Varnish Brushes . . . Doms.   | 23,069    | 28,547    | 20,433    | 23,240    | 64,734     | 65,829    | 61,031    | 49,727    | 57,027    | 1,31,017  |
| Toilet brushes . . . "  | 95,527    | 126,721   | 70,909    | 83,911    | 149,133    | 1,59,855  | 2,44,641  | 1,76,656  | 2,05,255  | 2,72,617  |
| Other brushes . . . "   | 59,622    | 120,921   | 136,079   | 172,055   | 107,374    | 1,31,832  | 1,97,891  | 2,51,220  | 2,77,010  | 1,77,427  |
| Brooms . . . "  | 1,080     | 138       | 105       | 172       | 239        | 4,794     | 930       | 890       | 1,729     | 980       |
| Total of Brushes and Brooms . . . "   | 178,298   | 279,817   | 230,126   | 279,378   | 321,529    | 3,62,310  | 5,04,513  | 4,78,493  | 5,41,021  | 5,82,641  |
| <b>Building and Engineering materials, other than iron, steel, or wood—</b>                     |           |           |           |           |            |           |           |           |           |           |
| Asphalt . . . Tons  | 10,049    | 12,153    | 8,877     | 8,090     | 11,614     | 7,72,905  | 8,41,194  | 5,21,510  | 4,34,935  | 6,20,695  |
| <b>Bricks—</b>  |           |           |           |           |            |           |           |           |           |           |
| Bricks, other than fire bricks . . . No.  | 360       | ..        | 4,068     | 521       | 4          | 272       | ..        | 1,774     | 1,404     | 5         |
| Fire bricks . . . "   | 235,000   | 114,709   | 86,627    | 57,379    | 98,024     | 54,205    | 37,142    | 35,216    | 19,485    | 43,019    |
| <b>Cement—</b>  |           |           |           |           |            |           |           |           |           |           |
| Portland . . . Tons   | 9,439     | 12,073    | 6,942     | 10,086    | 10,936     | 3,52,853  | 2,95,009  | 2,01,437  | 3,19,159  | 3,53,076  |
| Other kinds . . . "   | 86        | 447       | 215       | 127       | 804        | 13,651    | 40,311    | 22,109    | 14,028    | 81,992    |
| Tiles . . . No.   | 6,482,536 | 6,434,665 | 3,870,147 | 9,304,284 | 11,375,434 | 6,78,917  | 6,62,931  | 6,28,520  | 7,05,924  | 8,80,062  |
| Other kinds . . . Value   | —         | —         | —         | —         | —          | 80,384    | 1,75,376  | 1,33,270  | 1,33,847  | 2,84,305  |
| Total of Building and Engineering materials . . . "   | —         | —         | —         | —         | —          | 19,58,187 | 20,52,013 | 15,48,886 | 16,78,630 | 22,03,154 |
| <b>Buttons of all sorts—</b>  |           |           |           |           |            |           |           |           |           |           |
| Metals . . . "  | —         | —         | —         | —         | —          | 3,74,599  | 5,16,520  | 3,46,963  | 5,59,308  | 4,66,990  |
| Other sorts . . . "   | —         | —         | —         | —         | —          | 3,49,903  | 3,81,458  | 3,53,485  | 4,25,231  | 3,39,700  |
| Total of Buttons . . . "  | —         | —         | —         | —         | —          | 6,24,502  | 8,97,978  | 9,00,448  | 10,45,039 | 8,06,690  |
| Canes and Battans . . . Owt.  | 23,320    | 22,571    | 16,164    | 18,758    | 18,450     | 2,58,892  | 2,28,425  | 1,46,168  | 1,05,892  | 1,65,520  |



TRADE AT CHIEF PORT  
BOMBAY

( 80 )

No. 12—continued  
IMPORTS—continued

| PRINCIPAL AND OTHER ARTICLES  | QUANTITY |         |         |         |         | VALUE     |           |           |           |           |
|---|----------|---------|---------|---------|---------|-----------|-----------|-----------|-----------|-----------|
|   | 1931-32  | 1932-33 | 1933-34 | 1934-35 | 1935-36 | 1931-32   | 1932-33   | 1933-34   | 1934-35   | 1935-36   |
| BOMBAY—continued  |          |         |         |         |         | ₹         | ₹         | ₹         | ₹         | ₹         |
| BOMBAY (CHIEF PORT)—continued   |          |         |         |         |         |           |           |           |           |           |
| Chemicals and chemical preparations (excluding chemical manures and medicines)— |          |         |         |         |         |           |           |           |           |           |
| Acids—  |          |         |         |         |         |           |           |           |           |           |
| Acetic (pyroligneous acid) . Cwts.  | 2,391    | 1,214   | 1,375   | 1,448   | 2,065   | 55,295    | 35,742    | 44,678    | 47,341    | 60,036    |
| Citric . . . . .  | 188      | 456     | 768     | 1,339   | 474     | 13,906    | 24,080    | 37,308    | 61,707    | 29,272    |
| Nitric . . . . .  | 4,569    | 1,319   | 1,599   | 1,605   | 2,335   | 82,533    | 25,784    | 26,419    | 28,134    | 81,723    |
| Oxalic . . . . .  | 268      | 526     | 544     | 919     | 1,044   | 7,093     | 16,304    | 16,265    | 26,840    | 32,652    |
| Sulphuric . . . . .   | 1,888    | 1,341   | 1,018   | 589     | 124     | 14,494    | 10,435    | 7,396     | 4,326     | 2,676     |
| Tartaric . . . . .  | 915      | 478     | 252     | 440     | 659     | 74,555    | 40,621    | 16,774    | 40,832    | 41,133    |
| Other sorts . . . . .   | 1,521    | 2,468   | 1,676   | 3,411   | 4,677   | 70,502    | 84,497    | 44,402    | 81,966    | 122,852   |
| Alum . . . . .  | 9,755    | 4,990   | 4,373   | 7,044   | 2,524   | 78,339    | 30,535    | 40,108    | 32,330    | 17,850    |
| Aluminous sulphates . . . . .   | 9,126    | 6,153   | 4,902   | 6,813   | 14,005  | 39,475    | 23,981    | 13,152    | 25,551    | 45,792    |
| Ammonia and salts thereof—  |          |         |         |         |         |           |           |           |           |           |
| Anhydrous . . . . .   | 569      | 694     | 545     | 842     | 805     | 34,611    | 45,917    | 59,807    | 58,229    | 53,840    |
| Others . . . . .  | 6,613    | 6,447   | 6,087   | 7,325   | 9,000   | 1,58,903  | 1,44,472  | 1,23,537  | 1,44,645  | 1,52,390  |
| Arsenic and its oxides . . . . .  | 359      | 1,047   | 1,011   | 970     | 1,168   | 46,891    | 56,399    | 47,703    | 37,639    | 40,647    |
| Bleaching materials—  |          |         |         |         |         |           |           |           |           |           |
| Bleaching powder (calcium hypochlorite, chloride of lime) . . . . .             | 53,649   | 74,145  | 69,332  | 90,255  | 83,344  | 4,40,013  | 4,69,422  | 3,98,413  | 4,96,337  | 5,09,174  |
| Other sorts . . . . .   | 1,644    | 1,105   | 496     | 526     | 572     | 19,993    | 14,569    | 5,555     | 5,831     | 6,563     |
| Carbide of Calcium . . . . .  | 3,583    | 5,122   | 4,108   | 3,907   | 6,690   | 55,233    | 66,015    | 49,995    | 43,231    | 70,567    |
| Copper sulphate . . . . .   | 3,639    | 2,516   | 3,952   | 3,121   | 5,452   | 64,353    | 31,144    | 49,920    | 39,125    | 63,236    |
| Disinfectants—  |          |         |         |         |         |           |           |           |           |           |
| Naphthalene . . . . .   | 1,667    | 1,764   | 3,251   | 3,533   | 719     | 15,983    | 21,316    | 40,255    | 39,720    | 8,475     |
| Others . . . . .  | 7,363    | 6,995   | 9,212   | 6,235   | 7,650   | 2,76,393  | 2,42,030  | 2,48,153  | 2,31,931  | 2,66,153  |
| Glycerine . . . . .   | 2,079    | 2,724   | 3,210   | 3,332   | 3,731   | 74,539    | 83,153    | 1,04,565  | 1,19,651  | 1,49,366  |
| Lead compounds—   |          |         |         |         |         |           |           |           |           |           |
| Acetate . . . . .   | 1,909    | 2,093   | 1,639   | 1,555   | 1,417   | 49,613    | 53,057    | 36,762    | 33,559    | 30,230    |
| Litharge . . . . .  | 23       | 771     | 1,353   | 2,107   | 770     | 463       | 11,106    | 18,725    | 30,579    | 12,004    |
| Others . . . . .  | ..       | 2       | 31      | 23      | 25      | ..        | 114       | 2,297     | 1,225     | 1,731     |
| Magnesium compounds—  |          |         |         |         |         |           |           |           |           |           |
| Chloride . . . . .  | 21,021   | 10,965  | 12,331  | 9,702   | 6,230   | 62,741    | 37,065    | 37,333    | 32,243    | 19,143    |
| Sulphate . . . . .  | 2,402    | 953     | 6,036   | 1,510   | 2,410   | 11,735    | 6,021     | 25,332    | 13,397    | 21,733    |
| Others . . . . .  | 36       | 373     | 2,325   | 4,521   | 5,263   | 1,547     | 8,511     | 48,860    | 73,154    | 70,933    |
| Potassium compounds—  |          |         |         |         |         |           |           |           |           |           |
| Bichromate . . . . .  | 2,775    | 1,404   | 992     | 1,207   | 1,931   | 93,930    | 43,045    | 34,963    | 35,243    | 55,061    |
| Chlorate . . . . .  | 11,631   | 12,065  | 12,093  | 11,516  | 15,243  | 2,62,132  | 3,13,236  | 2,87,392  | 2,51,491  | 2,90,993  |
| Cyanide of Potassium . . . . .  | 71       | 123     | 191     | 137     | 219     | 7,465     | 14,929    | 21,929    | 14,753    | 26,613    |
| Other sorts . . . . .   | 1,253    | 1,325   | 1,100   | 2,150   | 2,601   | 73,763    | 1,33,607  | 1,03,321  | 1,12,609  | 1,42,279  |
| Soda compounds—   |          |         |         |         |         |           |           |           |           |           |
| Sodium bicarbonate . . . . .  | 29,275   | 26,227  | 23,351  | 23,723  | 34,037  | 2,39,965  | 2,04,290  | 2,10,236  | 1,83,000  | 2,03,963  |
| Sodium bichromate . . . . .   | 2,334    | 1,533   | 737     | 2,315   | 371     | 83,721    | 50,033    | 21,334    | 61,771    | 32,203    |
| Borax . . . . .   | 6,399    | 6,736   | 4,430   | 6,935   | 7,510   | 69,323    | 70,331    | 46,357    | 75,591    | 75,077    |
| Sodium carbonate . . . . .  | 124,690  | 150,715 | 135,009 | 160,741 | 171,393 | 3,57,770  | 9,21,440  | 7,33,046  | 8,30,630  | 7,90,973  |
| Caustic soda . . . . .  | 53,123   | 63,401  | 57,372  | 91,151  | 107,331 | 3,13,145  | 9,36,095  | 7,51,730  | 10,94,231 | 11,30,004 |
| Soda sulphide . . . . .   | 31,531   | 31,479  | 27,967  | 23,141  | 35,520  | 2,33,433  | 1,97,177  | 1,37,457  | 1,49,539  | 1,93,250  |
| Sodium silicate . . . . .   | 6,673    | 5,202   | 5,964   | 9,070   | 14,533  | 57,371    | 43,005    | 45,571    | 63,123    | 87,190    |
| Other sorts . . . . .   | 10,313   | 3,717   | 14,731  | 23,103  | 27,197  | 1,73,655  | 2,20,524  | 2,59,939  | 5,94,457  | 5,03,175  |
| Sulphur (brimstone) . . . . .   | 49,647   | 61,111  | 49,419  | 57,459  | 63,357  | 3,14,936  | 2,34,135  | 2,29,336  | 2,61,235  | 2,32,153  |
| Zinc compounds—   |          |         |         |         |         |           |           |           |           |           |
| Chloride . . . . .  | 31,063   | 27,953  | 25,014  | 26,622  | 31,310  | 3,33,251  | 2,31,550  | 2,30,793  | 2,19,539  | 2,46,393  |
| Others . . . . .  | 427      | 166     | 167     | 13,036  | 13,151  | 4,373     | 2,360     | 6,403     | 2,10,405  | 1,93,213  |
| Other sorts of chemicals . Value  | —        | —       | —       | —       | —       | 23,16,366 | 23,22,919 | 21,93,133 | 22,14,423 | 23,30,592 |
| Total of Chemicals and Chemical preparations, etc. . . . .                      | —        | —       | —       | —       | —       | 75,90,301 | 76,42,579 | 68,52,174 | 81,76,349 | 90,11,643 |

No. 12—continued  
IMPORTS—continued

| PRINCIPAL AND OTHER ARTICLES  | QUANTITY   |           |           |           |           | VALUE       |           |           |           |           |
|---|------------|-----------|-----------|-----------|-----------|-------------|-----------|-----------|-----------|-----------|
|   | 1931-32    | 1932-33   | 1933-34   | 1934-35   | 1935-36   | 1931-32     | 1932-33   | 1933-34   | 1934-35   | 1935-36   |
|   |            |           |           |           |           | ₹           | ₹         | ₹         | ₹         | ₹         |
| <b>BOMBAY—continued</b>   |            |           |           |           |           |             |           |           |           |           |
| <b>BOMBAY (CHIEF PORT)—continued</b>  |            |           |           |           |           |             |           |           |           |           |
| China clay . . . . . Cwts.  | 363,612    | 338,764   | 325,252   | 386,245   | 494,995   | 8,24,486    | 7,45,468  | 6,75,120  | 8,04,371  | 10,11,034 |
| Clocks and Watches and parts thereof—<br>Clocks and time-pieces . . . . . No.             | 88,944     | 144,315   | 167,161   | 164,454   | 192,347   | 3,66,133    | 4,65,727  | 5,66,032  | 5,30,794  | 6,37,132  |
| Watches . . . . . "   | 49,883     | 44,147    | 67,085    | 70,864    | 55,604    | 99,134      | 90,101    | 1,50,880  | 1,58,818  | 1,17,569  |
| Parts of clocks and watches . . . . . Value   | —          | —         | —         | —         | —         | 85,533      | 42,804    | 37,814    | 41,000    | 38,926    |
| Total of Clocks and Watches, etc. . . . . "   | —          | —         | —         | —         | —         | 5,00,800    | 6,04,032  | 7,54,724  | 7,36,612  | 7,93,627  |
| Coal and Coke—<br>Coal . . . . . Tons   | 27,348     | 11,210    | 14,411    | 20,336    | 13,306    | 6,36,580    | 2,67,922  | 2,70,611  | 3,71,012  | 2,63,276  |
| Coke . . . . . "  | 904        | 626       | 710       | 451       | 901       | 29,560      | 19,038    | 21,582    | 12,157    | 24,067    |
| Total of Coal and Coke . . . . . "  | 28,252     | 11,836    | 15,121    | 20,787    | 14,207    | 6,66,140    | 2,87,610  | 2,92,193  | 3,83,760  | 2,87,343  |
| Coffee, other than roasted or ground . . . . . Cwts.                                      | 3,611      | ..        | ..        | ..        | ..        | 1,64,206    | ..        | ..        | ..        | 13        |
| Cordage and rope of vegetable fibre (excluding jute and cotton) . . . . . "               | 7,980      | 7,142     | 8,437     | 10,417    | 17,646    | 3,03,346    | 3,01,895  | 2,60,670  | 2,71,945  | 3,36,279  |
| Wool manufactures . . . . . "   | 1,094      | 1,747     | 1,861     | 2,188     | 2,013     | 89,461      | 1,03,081  | 1,35,540  | 1,89,447  | 1,25,806  |
| Cutlery . . . . . Value   | —          | —         | —         | —         | —         | 7,00,236    | 7,94,575  | 8,52,645  | 9,43,083  | 9,58,199  |
| Drugs and Medicines (excluding chemicals and narcotics)—<br>Aloes . . . . . Cwts.         | 746        | 1,311     | 468       | 550       | 678       | 13,309      | 34,406    | 9,982     | 10,592    | 10,737    |
| Amatocida . . . . . "   | 4,774      | 3,307     | 2,417     | 4,412     | 6,845     | 1,89,504    | 93,339    | 50,068    | 1,03,329  | 1,64,912  |
| Camphor . . . . . Lbs.  | 568,386    | 538,094   | 523,221   | 542,711   | 654,950   | 10,18,479   | 9,23,231  | 7,08,034  | 6,34,057  | 7,35,933  |
| Morphia . . . . . Ounces  | 209        | 112       | —         | 211       | 200       | 4,073       | 2,290     | ..        | 4,328     | 6,504     |
| Preparations of opium and morphia . . . . . Value   | —          | —         | —         | —         | —         | 16,824      | 15,304    | 16,246    | 56,644    | 62,146    |
| Proprietary and patent medicines . . . . . "  | —          | —         | —         | —         | —         | 23,76,670   | 17,80,814 | 13,08,633 | 21,90,903 | 45,80,297 |
| Quinine salts—<br>Quinine sulphate or bisulphate . . . . . Lbs.                           | 21,698     | 17,736    | 24,961    | 25,487    | 27,049    | 5,03,318    | 4,01,781  | 5,93,510  | 6,16,793  | 6,66,420  |
| Quinine hydrochloride . . . . . "   | 3,172      | 1,970     | 2,320     | 1,835     | 2,111     | 70,040      | 74,897    | 70,590    | 60,644    | 64,613    |
| Other sorts . . . . . "   | 4,246      | 4,604     | 6,715     | 6,651     | 11,037    | 1,12,742    | 1,77,774  | 2,06,965  | 2,10,634  | 2,61,691  |
| Saccharin . . . . . "   | 15,592     | 14,504    | 16,536    | 14,759    | 37,061    | 81,194      | 1,06,224  | 1,46,331  | 1,37,018  | 1,85,662  |
| Other sorts of Drugs and Medicines . . . . . Value  | —          | —         | —         | —         | —         | 33,08,602   | 37,26,137 | 44,14,557 | 36,07,432 | 10,54,076 |
| Total of Drugs and Medicines . . . . . "  | —          | —         | —         | —         | —         | 76,96,655   | 74,26,333 | 75,27,576 | 76,11,923 | 86,89,901 |
| Dyeing and Tanning substances—<br>Cochineal . . . . . Cwts.                               | 1,053      | 1,245     | 1,497     | 1,739     | 950       | 1,63,526    | 1,67,435  | 1,62,378  | 1,51,189  | 94,094    |
| Gutch and Gambler . . . . . "   | 1,077      | 1,645     | 741       | 1,075     | 1,298     | 42,532      | 57,515    | 24,142    | 32,658    | 37,831    |
| Dyes obtained from coal tar—<br>Alizarine dry—<br>Not exceeding 40 per cent. . . . . Lbs. | 2,950      | 9,000     | 6,650     | 6,605     | 950       | 5,046       | 14,259    | 10,492    | 11,250    | 1,656     |
| Exceeding 40 per cent. . . . . "  | 4,080      | 583       | 8,441     | 14,656    | 3,193     | 9,067       | 2,177     | 26,333    | 40,632    | 8,275     |
| Alizarine moist—<br>Not exceeding 18 per cent. . . . . "                                  | 182,560    | 220,304   | 255,920   | 286,502   | 53,313    | 83,576      | 1,33,033  | 1,47,103  | 1,53,610  | 27,099    |
| Over 18 per cent. but not exceeding 20 per cent. . . . . "                                | 1,776,785  | 1,135,467 | 1,106,875 | 1,772,344 | 1,163,996 | 8,76,554    | 7,80,314  | 9,01,336  | 10,36,458 | 7,07,313  |
| Exceeding 20 per cent. . . . . "  | 65,274     | 75,073    | 96,941    | 158,364   | 81,648    | 64,068      | 1,03,558  | 1,37,977  | 1,95,150  | 1,01,744  |
| Total Alizarine . . . . . "   | 2,031,649  | 1,440,429 | 1,564,327 | 2,238,971 | 1,303,909 | 10,43,311   | 10,36,391 | 12,73,791 | 14,37,100 | 8,46,608  |
| Asiline* . . . . . "  | 10,676,355 | —         | —         | —         | —         | 1,56,01,267 | —         | —         | —         | —         |
| Indigo, Synthetic* Cwts.  | 4,663      | —         | —         | —         | —         | 6,49,437    | —         | —         | —         | —         |

\* Shown under separate heads from 1932-33.

TRADE AT CHIEF PORT  
BOMBAY

( 82 )

No. 12—continued  
IMPORTS—continued

| PRINCIPAL AND OTHER ARTICLES   | QUANTITY |           |           |           |           | VALUE       |             |             |             |             |
|--|----------|-----------|-----------|-----------|-----------|-------------|-------------|-------------|-------------|-------------|
|  | 1931-32  | 1932-33   | 1933-34   | 1934-35   | 1935-36   | 1931-32     | 1932-33     | 1933-34     | 1934-35     | 1935-36     |
| <b>BOMBAY—continued</b>  |          |           |           |           |           |             |             |             |             |             |
| <b>BOMBAY (CHIEF PORT)—continued</b>   |          |           |           |           |           |             |             |             |             |             |
| <b>Dyeing and Tanning Substances—contd.</b>                                      |          |           |           |           |           |             |             |             |             |             |
| Congo red* Lbs.  | —        | 1,047,220 | 889,401   | 1,079,559 | 1,895,437 | —           | 8,27,041    | 6,27,624    | 11,10,550   | 10,20,942   |
| Coupling dyes of the Naphthol group*—  |          |           |           |           |           |             |             |             |             |             |
| Naphthols rapid fast colours (rapid salts) and bases (a) "                       | —        | 366,065   | 521,184   | —         | —         | —           | 21,82,452   | 21,57,757   | —           | —           |
| Naphthols (b) " "  | —        | —         | —         | 626,940   | 720,763   | —           | —           | —           | 18,49,960   | 20,22,035   |
| Rapid fast colours (rapid salts) (b) " "   | —        | —         | —         | 40,742    | 45,042    | —           | —           | —           | 2,23,643    | 2,43,309    |
| Bases (b) " "  | —        | —         | —         | 342,406   | 390,185   | —           | —           | —           | 7,55,641    | 8,01,601    |
| Other salts " "  | —        | 354,780   | 462,205   | 681,025   | 833,203   | —           | 7,90,330    | 6,78,905    | 10,00,236   | 11,66,080   |
| Vate*—   |          |           |           |           |           |             |             |             |             |             |
| Indigo " "   | —        | 641,467   | 712,012   | 804,564   | 712,551   | —           | 0,42,517    | 9,98,159    | 10,97,565   | 0,44,298    |
| Carbazole Blue (b) " "   | —        | —         | —         | 35,589    | 47,312    | —           | —           | —           | 94,605      | 1,01,314    |
| <b>Other sorts*—</b>   |          |           |           |           |           |             |             |             |             |             |
| Paste " "  | —        | 40,752    | 23,340    | 52,179    | 58,923    | —           | 2,87,209    | 1,08,506    | 2,12,853    | 2,02,659    |
| Powder " "   | —        | 223,726   | 254,329   | 332,349   | 482,293   | —           | 29,60,659   | 33,58,814   | 48,84,931   | 73,01,846   |
| Sulphur black* " "   | —        | 1,841,914 | 2,597,050 | 2,455,770 | 3,087,067 | —           | 9,07,005    | 10,34,951   | 7,00,812    | 10,04,808   |
| Metanil, yellow* " "   | —        | 204,372   | 311,125   | 490,750   | 518,719   | —           | 2,39,037    | 2,81,371    | 4,23,593    | 4,93,332    |
| Auramine of concentration 15 per cent. and less* " "                             | —        | 46,150    | 22,300    | ..        | 15,250    | —           | 36,140      | 15,902      | ..          | 21,952      |
| Aniline salts " "  | —        | 60,504    | 112,594   | 109,124   | 51,007    | —           | 24,147      | 45,066      | 39,670      | 17,592      |
| Others* " "  | —        | 2,787,571 | 2,658,297 | 3,733,244 | 4,156,572 | —           | 50,95,180   | 45,03,926   | 50,77,280   | 65,01,084   |
| Saffron " "  | 38,304   | 43,472    | 48,337    | 49,240    | 33,955    | 9,23,295    | 9,71,567    | 10,89,990   | 10,21,973   | 6,72,942    |
| Other sorts (including lac-dye) Cwts.  | 3,639    | 4,905     | 4,048     | 5,225     | 3,356     | 1,01,376    | 1,36,631    | 1,37,660    | 1,83,301    | 96,749      |
| Total of Dyeing and Tanning substances Value                                     | —        | —         | —         | —         | —         | 1,85,24,744 | 1,66,12,805 | 1,64,95,041 | 2,12,63,061 | 2,37,01,129 |
| <b>Earthenware and Porcelain—</b>  |          |           |           |           |           |             |             |             |             |             |
| <b>Earthenware—</b>  |          |           |           |           |           |             |             |             |             |             |
| Sanitary ware " "  | —        | —         | —         | —         | —         | 2,90,188    | 2,39,624    | 2,67,486    | 3,13,561    | 2,83,757    |
| Other kinds " "  | —        | —         | —         | —         | —         | 5,11,854    | 4,30,795    | 4,15,162    | 3,92,906    | 3,58,446    |
| <b>Porcelain—</b>  |          |           |           |           |           |             |             |             |             |             |
| Electrical " "   | —        | —         | —         | —         | —         | 75,841      | 77,842      | 29,891      | 49,353      | 68,251      |
| Other kinds " "  | —        | —         | —         | —         | —         | 3,68,997    | 18,92,688   | 10,66,197   | 11,61,213   | 8,89,666    |
| Total of Earthenware and Porcelain " "   | —        | —         | —         | —         | —         | 17,41,880   | 21,40,909   | 17,78,736   | 19,17,123   | 16,00,714   |
| Electroplated ware " "   | —        | —         | —         | —         | —         | 1,79,452    | 1,76,397    | 1,68,422    | 1,67,400    | 1,38,035    |
| Fireworks " Lbs.   | 761,070  | 1,537,238 | 1,732,105 | 1,769,230 | 1,938,155 | 2,61,739    | 5,18,323    | 5,16,888    | 5,82,042    | 7,82,410    |
| <b>Fish (excluding canned fish)—</b>   |          |           |           |           |           |             |             |             |             |             |
| <b>Fish, dry, salted</b>   |          |           |           |           |           |             |             |             |             |             |
| Fish, dry, salted and whackings Cwts.  | 31,107   | 20,556    | 656       | 727       | 792       | 2,03,250    | 1,66,244    | 4,334       | 4,711       | 5,101       |
| Fish, wet, salted (Ngapi) " "  | ..       | 14,045    | 40,603    | 26,805    | 23,196    | ..          | 78,195      | 2,43,323    | 2,08,659    | 1,99,814    |
| Fish, other sorts " "  | 2,539    | 545       | 724       | 735       | 1,166     | 20,367      | 22,652      | 36,225      | 40,895      | 50,382      |
| Total of Fish " "  | 41,641   | 41,202    | 48,084    | 38,047    | 31,722    | 3,23,616    | 3,11,479    | 3,11,808    | 2,78,173    | 2,81,537    |
| <b>Fruits and Vegetables—</b>  |          |           |           |           |           |             |             |             |             |             |
| <b>Fresh fruits—</b>   |          |           |           |           |           |             |             |             |             |             |
| Coconuts " No.   | 7,293    | 72        | 2,940     | 910,037   | 140,312   | 455         | 6           | 124         | 35,593      | 0,384       |
| Others " Value   | —        | —         | —         | —         | —         | 1,63,358    | 2,78,889    | 2,52,886    | 2,97,495    | 2,63,512    |
| <b>Fresh vegetables of all kinds</b>   |          |           |           |           |           |             |             |             |             |             |
| Fruits and vegetables: dried, salted, or preserved, not being canned or bottled— |          |           |           |           |           |             |             |             |             |             |
| Almonds " Tons   | 2,827    | 2,560     | 2,978     | 3,993     | 3,663     | 19,28,962   | 16,26,858   | 15,58,226   | 18,34,970   | 18,51,326   |
| Currants and raisins " "   | 1,026    | 548       | 853       | 933       | 789       | 2,46,533    | 1,21,529    | 1,58,040    | 1,10,664    | 1,50,849    |
| Dates " "  | 31,442   | 26,193    | 21,738    | 38,845    | 37,876    | 44,56,720   | 31,83,317   | 24,35,818   | 37,22,063   | 38,40,602   |
| Other sorts " "  | 9,679    | 3,620     | 3,080     | 858       | 716       | 18,01,750   | 6,68,868    | 4,04,141    | 2,75,893    | 2,80,470    |
| Total of Fruits and Vegetables " Value   | —        | —         | —         | —         | —         | 90,67,423   | 69,87,457   | 55,66,009   | 73,57,195   | 68,81,554   |
| <b>Furniture and Cabinetware—</b>  |          |           |           |           |           |             |             |             |             |             |
| <b>Bedsteads</b>   |          |           |           |           |           |             |             |             |             |             |
| Furniture of wood (other than bedsteads) " "                                     | —        | —         | —         | —         | —         | 1,02,351    | 82,087      | 83,004      | 81,125      | 65,599      |
| Furniture of other materials (other than bedsteads) " "                          | —        | —         | —         | —         | —         | 3,12,918    | 3,62,624    | 93,493      | 70,326      | 2,45,264    |
| Mouldings " "  | —        | —         | —         | —         | —         | 3,62,799    | 2,22,988    | 3,18,867    | 4,80,989    | 4,70,822    |
| Total of Furniture and Cabinetware " "   | —        | —         | —         | —         | —         | 1,65,615    | 1,85,285    | 1,52,404    | 1,48,528    | 1,72,974    |
| Total of Furniture and Cabinetware " Value                                       | —        | —         | —         | —         | —         | 9,40,683    | 8,52,079    | 6,47,738    | 7,39,968    | 9,54,659    |

\* Separately shown from 1932-33.  
(a) Sub-divided into three heads from 1934-35.  
(b) Separately specified from 1934-35.

No. 12—continued  
IMPORTS—continued

| PRINCIPAL AND OTHER ARTICLES   | QUANTITY  |           |           |           |           | VALUE     |             |           |           |           |
|--|-----------|-----------|-----------|-----------|-----------|-----------|-------------|-----------|-----------|-----------|
|  | 1931-32   | 1932-33   | 1933-34   | 1934-35   | 1935-36   | 1931-32   | 1932-33     | 1933-34   | 1934-35   | 1935-36   |
| <b>BOMBAY—continued</b>  |           |           |           |           |           |           |             |           |           |           |
| <b>BOMBAY (CHIEF PORT)—continued</b>                                       |           |           |           |           |           |           |             |           |           |           |
| Glass and Glassware—   |           |           |           |           |           |           |             |           |           |           |
| Bangles Value  | —         | —         | —         | —         | —         | 23,00,562 | 28,21,062   | 20,11,420 | 21,50,711 | 10,52,800 |
| Beads and false pearls Cwts.   | 6,838     | 10,737    | 6,972     | 7,351     | 8,405     | 4,39,830  | 5,75,411    | 5,04,944  | 5,00,310  | 6,47,688  |
| Bottles and phials Gross   | 13,924    | 10,178    | 7,633     | 10,416    | 11,523    | 3,61,658  | 2,35,136    | 1,77,401  | 2,43,797  | 2,35,238  |
| Sodawater bottles  | 147,052   | 339,718   | 184,761   | 295,166   | 301,753   | 4,94,781  | 7,35,661    | 6,11,938  | 0,10,372  | 6,32,083  |
| Others   | —         | —         | —         | —         | —         | —         | —           | —         | —         | —         |
| Funnels, globes, and glass parts of lamps Value                            | —         | —         | —         | —         | —         | 2,45,452  | 2,14,262    | 1,73,951  | 2,33,678  | 2,44,106  |
| Scientific glassware   | —         | —         | —         | —         | —         | —         | —           | —         | —         | —         |
| Sheet and plate Sq. ft. & Cwts.  | 5,066,586 | 6,309,513 | 5,826,135 | 7,154,028 | 8,455,305 | 24,670    | 43,023      | 64,353    | 27,724    | 25,071    |
| Tableware (including decanters, tumblers, etc.) Value                      | 65,768    | 77,804    | 69,257    | 88,498    | 110,140   | 7,19,432  | 8,49,706    | 7,33,446  | 8,31,927  | 8,52,330  |
| Other glassware  | —         | —         | —         | —         | —         | 2,61,162  | 1,67,029    | 1,36,328  | 1,49,920  | 1,15,005  |
| Total of Glass and Glassware   | —         | —         | —         | —         | —         | 7,40,187  | 13,34,757   | 10,74,400 | 10,64,032 | 10,46,420 |
| Glue Cwts.   | 7,055     | 5,776     | 8,496     | 6,074     | 7,147     | 2,04,244  | 1,44,970    | 1,91,031  | 1,39,219  | 1,46,900  |
| Grain, Pulse, and Flour—   |           |           |           |           |           |           |             |           |           |           |
| Barley Tons.   | ..        | 3         | 3,868     | 331       | 3,756     | ..        | 543         | 3,85,329  | 1,04,232  | 3,70,505  |
| Beans (dry)  | 4,417     | 1,664     | 247       | 199       | 16        | 5,61,763  | 2,42,564    | 37,648    | 34,355    | 4,553     |
| Pulse  | 6,099     | 2,779     | 6,954     | 6,484     | 5,805     | 7,52,750  | 3,84,379    | 8,91,662  | 8,66,360  | 7,03,856  |
| Rice, not in the husk  | 584       | 61        | 5,116     | 2,680     | 16,626    | 61,813    | 10,843      | 3,49,121  | 2,08,116  | 15,66,818 |
| Wheat  | 27,805    | 5,269     | 9,030     | 4,464     | 13,032    | 20,44,847 | 5,79,562    | 6,02,074  | 8,29,058  | 9,63,520  |
| Other sorts  | 60        | 138       | 118       | 510       | 105       | 6,462     | 14,130      | 12,466    | 54,712    | 21,367    |
| Total of Grain, pulse, and flour   | 38,965    | 9,914     | 25,333    | 15,163    | 39,430    | 34,27,635 | 12,32,601   | 23,38,370 | 16,86,833 | 36,26,120 |
| Graphite crucibles Cwts.   | 2,811     | 1,361     | 1,969     | 2,335     | 2,038     | 1,30,533  | 94,937      | 90,721    | 1,03,517  | 90,473    |
| Gums and Resins—   |           |           |           |           |           |           |             |           |           |           |
| Arabic   | 3,304     | 2,597     | 1,743     | 6,157     | 15,039    | 73,342    | 63,013      | 38,923    | 1,33,532  | 2,94,416  |
| Benjamin   | 7,931     | 9,197     | 8,173     | 8,686     | 7,839     | 4,61,071  | 5,43,103    | 4,55,467  | 4,22,903  | 3,61,332  |
| Dammer (resins)  | 2,643     | 3,122     | 7,975     | 8,700     | 8,073     | 43,039    | 75,052      | 85,709    | 81,761    | 75,285    |
| Olibanum or frankincense   | 16,036    | 13,306    | 25,023    | 15,321    | 30,135    | 1,84,353  | 1,81,231    | 2,67,221  | 1,68,613  | 3,06,452  |
| Rosin  | 7,853     | 2,293     | 5,513     | 16,320    | 20,446    | 64,630    | 20,662      | 46,370    | 1,31,566  | 1,83,746  |
| Other sorts  | 23,962    | 31,947    | 46,997    | 40,903    | 29,330    | 5,34,269  | 4,62,215    | 5,94,244  | 6,24,573  | 4,63,843  |
| Total of Gums and Resins   | 65,734    | 72,467    | 95,444    | 96,087    | 111,517   | 14,11,309 | 13,50,231   | 14,88,599 | 15,72,853 | 16,25,074 |
| Hardware, excluding Cutlery and Electroplated ware—                        |           |           |           |           |           |           |             |           |           |           |
| Agricultural implements Value  | —         | —         | —         | —         | —         | 72,931    | 65,360      | 38,517    | 29,829    | 43,760    |
| Builders' hardware, such as locks, hinges, doorbolts, etc.                 | —         | —         | —         | —         | —         | 5,32,771  | 4,27,313    | 3,53,660  | 3,35,940  | 4,60,107  |
| Domestic hardware, other than enamelled ironware                           | —         | —         | —         | —         | —         | 2,40,030  | 2,36,602    | 2,27,220  | 2,23,301  | 3,07,515  |
| Enamelled ironware   | —         | —         | —         | —         | —         | 3,71,660  | 5,55,103    | 4,37,443  | 4,44,393  | 4,04,227  |
| Gas mantles  | —         | —         | —         | —         | —         | 2,37,005  | 4,69,411    | 2,38,337  | 1,99,064  | 1,53,256  |
| Implements and tools, other than agricultural implements and machine tools | —         | —         | —         | —         | —         | 10,01,630 | 10,42,853   | 9,42,331  | 9,50,145  | 13,53,676 |
| Lamps, metal No.   | 577,513   | 600,161   | 872,605   | 935,014   | 927,491   | 9,71,054  | 13,25,307   | 12,29,696 | 13,42,226 | 10,91,706 |
| Lamps, Glass " "   | 12,337    | 22,115    | 102,524   | 197,147   | 112,073   | 24,130    | 13,093      | 37,720    | 61,543    | 39,419    |
| Parts of lamps, other than glass Value                                     | —         | —         | —         | —         | —         | 3,50,071  | 3,16,973    | 2,15,524  | 2,33,719  | 2,53,109  |
| Stoves No.   | 43,073    | 53,133    | 56,993    | 64,499    | 50,306    | 1,97,623  | 2,02,342    | 1,91,932  | 2,17,423  | 1,81,627  |
| Other sorts Value  | —         | —         | —         | —         | —         | 45,51,307 | 54,63,376   | 55,08,361 | 58,97,204 | 55,91,912 |
| Total of Hardware, etc.  | —         | —         | —         | —         | —         | 85,10,212 | 1,01,43,243 | 95,22,246 | 99,70,337 | 98,93,423 |
| Hides and Skins, raw—  |           |           |           |           |           |           |             |           |           |           |
| Hides, raw { =Tons   | 51        | 53        | 233       | 30        | 12        | 49,430    | 26,367      | 30,119    | 23,351    | 6,923     |
| { =No.   | 13,393    | 13,471    | 77,357    | 16,590    | 2,535     |           |             |           |           |           |
| Skins { =Tons  | 426       | 621       | 773       | 743       | 632       | 2,22,301  | 2,33,373    | 3,01,157  | 3,36,030  | 3,44,152  |
| { =No.   | 413,333   | 600,501   | 792,249   | 970,403   | 931,223   |           |             |           |           |           |
| Total of Hides and Skins, raw { =Tons                                      | 477       | 679       | 1,001     | 823       | 644       | 2,71,781  | 2,64,739    | 3,31,276  | 4,09,431  | 3,51,080  |
| { =No.   | 427,276   | 612,972   | 870,106   | 936,993   | 933,761   |           |             |           |           |           |

TRADE AT CHIEF PORT  
BOMBAY

( 84 )

No. 12—continued  
IMPORTS—continued

| PRINCIPAL AND OTHER ARTICLES   | QUANTITY   |            |            |            |            | VALUE       |             |             |             |             |
|--|------------|------------|------------|------------|------------|-------------|-------------|-------------|-------------|-------------|
|  | 1931-32    | 1932-33    | 1933-34    | 1934-35    | 1935-36    | 1931-32     | 1932-33     | 1933-34     | 1934-35     | 1935-36     |
| <b>BOMBAY—continued</b>  |            |            |            |            |            |             |             |             |             |             |
| <b>BOMBAY (CHIEF PORT)—continued</b>   |            |            |            |            |            |             |             |             |             |             |
| Instruments, Apparatus, and Appliances and parts thereof—                                    |            |            |            |            |            |             |             |             |             |             |
| Electrical including telegraph and telephone apparatus not being machinery—                  |            |            |            |            |            |             |             |             |             |             |
| Electric fans and parts thereof . . . . . Value  | —          | —          | —          | —          | —          | 5,87,941    | 5,00,845    | 6,90,607    | 7,46,865    | 10,11,378   |
| Electric wires and cables—   |            |            |            |            |            |             |             |             |             |             |
| Copper, insulated . . . . .  | —          | —          | —          | —          | —          | 10,97,532   | 9,97,710    | 11,36,928   | 12,14,194   | 13,01,832   |
| Insulators other than rubber . . . . .   | —          | —          | —          | —          | —          | 4,46,045    | 4,28,942    | 6,77,414    | 13,16,570   | 11,17,869   |
| Telegraph and telephone wires and cables . . . . .   | —          | —          | —          | —          | —          | 64,668      | 15,272      | 1,85,764    | 1,01,247    | 1,55,245    |
| Bare copper wire (electrolytic) other than telegraph and telephone . . . . . Cwts.           | 8,158      | 8,198      | 6,002      | 16,607     | 13,122     | 2,93,240    | 2,49,140    | 1,79,193    | 4,90,278    | 3,95,788    |
| Telegraph and Telephone instruments and apparatus . . . . . Value                            | —          | —          | —          | —          | —          | 2,25,482    | 2,07,059    | 7,59,668    | 8,36,151    | 9,96,966    |
| Electric lamps and parts thereof—  |            |            |            |            |            |             |             |             |             |             |
| Electric glow lamps—   |            |            |            |            |            |             |             |             |             |             |
| Gas filled electric bulbs . . . . . No.  | 452,610    | 519,001    | 599,533    | 861,055    | 879,265    | 5,25,304    | 5,26,651    | 6,27,694    | 7,35,346    | 6,90,635    |
| Vacuum electric bulbs . . . . .  | 1,012,946  | 2,326,525  | 2,608,058  | 2,261,493  | 4,400,215  | 6,87,837    | 6,75,903    | 5,55,572    | 5,60,462    | 6,09,264    |
| Electric bulbs for automobiles . . . . .   | 369,001    | 1,081,997  | 585,967    | 384,493    | 853,725    | 93,218      | 87,721      | 39,466      | 42,037      | 47,729      |
| Electric bulbs for torches . . . . .   | 1,275,771  | 2,777,048  | 3,450,405  | 6,369,850  | 3,724,448  | 55,573      | 74,368      | 76,128      | 1,11,752    | 61,934      |
| Wireless valves . . . . .  | 6,048      | 5,990      | 9,836      | 7,938      | 13,205     | 29,863      | 29,729      | 36,363      | 35,338      | 40,856      |
| Electric lamps other sorts . . . . .   | 6,369      | 6,808      | 94,395     | 25,480     | 123,341    | 50,207      | 36,440      | 96,331      | 87,194      | 2,17,143    |
| Parts and accessories of Electric lamps . . . . . Value                                      | —          | —          | —          | —          | —          | 7,43,316    | 8,44,565    | 7,00,305    | 8,40,126    | 9,02,259    |
| Batteries . . . . .  | —          | —          | —          | —          | —          | 86,551      | 41,702      | 98,528      | 1,46,809    | 15,797      |
| Carbons, Electric (including furnace electrodes) . . . . .                                   | —          | —          | —          | —          | —          | 1,38,654    | 1,05,566    | 1,70,778    | 83,141      | 68,709      |
| Accumulators (including parts) . . . . .   | —          | —          | —          | —          | —          | 4,58,184    | 3,96,096    | 3,67,311    | 45,452      | 15,540      |
| Electric bell apparatus, etc. . . . .  | —          | —          | —          | —          | —          | 9,457       | 19,138      | 22,587      | 23,908      | 32,808      |
| Electric lighting accessories and fittings (including switches) . . . . .                    | —          | —          | —          | —          | —          | 4,30,006    | 4,51,277    | 3,80,570    | 2,34,899    | 2,87,174    |
| Electrical Instruments (other than telegraphic and telephonic)—                              |            |            |            |            |            |             |             |             |             |             |
| Meters . . . . .   | —          | —          | —          | —          | —          | 2,71,073    | 3,63,195    | 3,30,447    | 4,21,295    | 4,35,082    |
| Others . . . . .   | —          | —          | —          | —          | —          | 16,873      | 10,343      | 11,692      | 47,599      | 56,892      |
| Electromedical apparatus (including X-ray apparatus) . . . . .                               | —          | —          | —          | —          | —          | 1,67,743    | 2,27,043    | 2,38,482    | 2,35,088    | 3,05,630    |
| Electric goods and apparatus, not enumerated . . . . .                                       | —          | —          | —          | —          | —          | 9,02,894    | 8,75,295    | 9,74,889    | 12,46,158   | 11,91,191   |
| Musical—   |            |            |            |            |            |             |             |             |             |             |
| Pianos and piano players complete . . . . . No.  | 42         | 29         | 26         | 40         | 44         | 30,209      | 15,731      | 16,685      | 30,521      | 23,209      |
| Talking machines and accessories—  |            |            |            |            |            |             |             |             |             |             |
| Talking machines . . . . .   | 2,398      | 4,169      | 26,046     | 7,562      | 4,160      | 1,78,423    | 1,48,745    | 3,07,791    | 1,58,366    | 1,17,223    |
| Records . . . . .  | 89,800     | 53,024     | 57,010     | 92,329     | 124,070    | 1,00,629    | 44,673      | 57,023      | 69,049      | 84,368      |
| Accessories . . . . . Value  | —          | —          | —          | —          | —          | 2,00,289    | 2,17,555    | 3,41,912    | 4,01,203    | 3,62,733    |
| Other sorts, including parts of musical instruments . . . . .                                | —          | —          | —          | —          | —          | 1,69,800    | 1,89,346    | 2,14,429    | 2,54,679    | 2,11,232    |
| Optical . . . . .  | —          | —          | —          | —          | —          | 2,77,086    | 2,55,591    | 3,16,608    | 2,78,887    | 2,98,572    |
| Photographic—  |            |            |            |            |            |             |             |             |             |             |
| Cinematograph films (a)  |            |            |            |            |            |             |             |             |             |             |
| Raw films, i.e., blank films on which no picture has been impressed . . . . . Length in feet | 16,227,328 | 21,576,215 | 30,471,848 | 50,634,520 | 48,422,739 | 9,29,247    | 9,08,273    | 12,40,365   | 18,02,005   | 14,06,605   |
| Exposed films . . . . .  | 4,170,540  | 3,180,690  | 4,524,666  | 4,163,441  | 4,844,548  | 6,91,046    | 6,35,425    | 11,63,775   | 13,04,172   | 14,70,132   |
| Photographic other than cinematograph films . . . . . Value                                  | —          | —          | —          | —          | —          | 16,78,430   | 16,58,946   | 15,68,221   | 18,55,117   | 21,69,242   |
| Scientific and philosophical . . . . .   | —          | —          | —          | —          | —          | 6,28,140    | 3,78,458    | 3,28,273    | 3,35,164    | 3,94,602    |
| Surgical . . . . .   | —          | —          | —          | —          | —          | 6,48,685    | 6,50,883    | 6,15,071    | 6,41,747    | 7,22,047    |
| Wireless apparatus . . . . .   | —          | —          | —          | —          | —          | 5,64,054    | 7,03,490    | 5,62,311    | 8,77,038    | 15,70,096   |
| Other kinds . . . . .  | —          | —          | —          | —          | —          | 4,97,532    | 4,58,209    | 5,61,464    | 8,23,285    | 9,11,192    |
| Total of Instruments, etc. . . . .   | —          | —          | —          | —          | —          | 1,34,88,120 | 1,39,74,538 | 1,60,09,387 | 1,90,26,242 | 2,02,90,166 |
| Ivory—   |            |            |            |            |            |             |             |             |             |             |
| Unmanufactured . . . . . Lbs.  | 156,398    | 181,991    | 209,778    | 235,545    | 288,020    | 10,38,693   | 11,66,419   | 10,61,596   | 10,20,000   | 12,14,162   |
| Manufactured . . . . . Value   | —          | —          | —          | —          | —          | 5,577       | 9,600       | 6,427       | 10,201      | 8,034       |
| Total of Ivory . . . . .   | —          | —          | —          | —          | —          | 10,39,180   | 11,76,019   | 10,68,012   | 10,30,201   | 12,22,196   |

(a) Inclusive of imports by postal packets referred to Collectors of Customs for assessment.

No. 12—continued  
IMPORTS—continued

| PRINCIPAL AND OTHER ARTICLES   | QUANTITY  |           |             |             |             | VALUE     |           |           |           |           |
|--|-----------|-----------|-------------|-------------|-------------|-----------|-----------|-----------|-----------|-----------|
|  | 1931-32   | 1932-33   | 1933-34     | 1934-35     | 1935-36     | 1931-32   | 1932-33   | 1933-34   | 1934-35   | 1935-36   |
| <b>BOMBAY—continued</b>  |           |           |             |             |             |           |           |           |           |           |
| <b>BOMBAY (CHIEF PORT)—continued</b>   |           |           |             |             |             |           |           |           |           |           |
| Jewellery (excluding imitation Jewellery and precious stones and pearls, unset), also plate of gold and silver—<br>Jewellery (*) Value | —         | —         | —           | —           | —           | 11,08,888 | 84,780    | 1,34,395  | 9,85,575  | 2,09,750  |
| Plate of gold and silver   | —         | —         | —           | —           | —           | 2,38,400  | 2,13,861  | 1,86,659  | 2,49,172  | 1,70,095  |
| Total of Jewellery, etc.   | —         | —         | —           | —           | —           | 1,02,288  | 2,97,940  | 3,21,054  | 12,34,747 | 3,79,854  |
| Leather—   |           |           |             |             |             |           |           |           |           |           |
| Hides, tanned or dressed { Tons =No.   | 12        | 15        | 8           | 4           | 3           | 84,595    | 96,336    | 83,823    | 23,830    | 25,308    |
| —5,685   | —11,716   | —1,816    | —1,451      | —770        |             |           |           |           |           |           |
| Skins, tanned or dressed { Tons =No.   | 58        | 97        | 114         | 134         | 114         | 6,17,676  | 6,87,859  | 7,17,433  | 6,44,438  | 6,79,151  |
| —108,238   | —176,936  | —204,559  | —212,323    | —220,355    |             |           |           |           |           |           |
| Unwrought . Cwts.  | 251       | 212       | 102         | 38          | 122         | 96,938    | 79,715    | 24,214    | 3,895     | 61,955    |
| Leather cloth (including Artificial leather) Sq. yards   | 203,850   | 194,363   | 203,412     | 848,328     | 273,613     | 1,97,282  | 1,76,691  | 2,30,169  | 2,75,169  | 2,07,018  |
| Manufactures (excluding boots and shoes and belting for machinery)—<br>Bags and trunks Cwts.   | 109       | 117       | 228         | 267         | 168         | 47,495    | 31,474    | 57,727    | 85,003    | 71,418    |
| Fickers  | 2,471     | 2,728     | 2,658       | 3,656       | 3,823       | 3,87,460  | 4,21,253  | 3,98,218  | 5,50,162  | 5,93,148  |
| Ficking bands and straps   | 2,851     | 3,239     | 2,702       | 3,301       | 3,629       | 6,15,474  | 7,11,919  | 5,69,432  | 6,95,440  | 7,38,850  |
| Roller skins   | 708       | 593       | 672         | 672         | 706         | 6,09,520  | 5,36,685  | 4,06,532  | 5,63,520  | 6,30,426  |
| Saddlery and harness   | 79        | 82        | 37          | 69          | 33          | 34,550    | 26,401    | 18,490    | 51,004    | 17,587    |
| Other sorts  | 15,509    | 15,472    | 1,808       | 1,526       | 9,335       | 3,44,700  | 3,00,688  | 2,52,600  | 2,10,656  | 2,20,033  |
| Total of Leather Value   | —         | —         | —           | —           | —           | 30,95,694 | 32,67,521 | 28,96,754 | 34,06,417 | 34,45,889 |
| Liquors, including denatured and perfumed spirits—<br>Ale, beer, and porter—<br>Ale and beer—<br>In bottle Liq. Gals.                  | 768,216   | 837,793   | 858,720     | 514,912     | 906,956     | 16,98,537 | 10,41,968 | 16,40,901 | 10,40,050 | 18,78,150 |
| In bulk  | 441,446   | 365,153   | 253,258     | 250,326     | 244,687     | 5,07,517  | 4,43,677  | 3,10,049  | 3,11,210  | 3,00,607  |
| Stout and Porter—<br>In bottle   | 29,957    | 34,600    | 30,307      | 31,195      | 33,379      | 1,16,904  | 1,35,792  | 1,17,053  | 1,24,229  | 1,37,032  |
| In bulk  | 9,574     | 13,775    | 6,944       | 5,905       | 3,900       | 9,797     | 14,281    | 5,509     | 6,185     | 3,840     |
| Cider and other fermented liquors  | 1,384     | 1,991     | 2,000       | 2,740       | 4,190       | 6,971     | 9,051     | 9,279     | 11,761    | 17,133    |
| Spirit—  |           |           |             |             |             |           |           |           |           |           |
| Brandy { Liq. Gals.  | 49,104    | 40,765    | 45,216      | 44,463      | 43,503      | 6,08,093  | 5,55,370  | 6,45,545  | 6,72,526  | 6,60,849  |
| Proof  | 37,607    | 30,983    | 34,549      | 33,512      | 32,309      |           |           |           |           |           |
| Gin { Liq. "   | 16,987    | 25,446    | 21,373      | 22,997      | 24,037      | 1,70,612  | 2,26,091  | 2,17,372  | 2,04,195  | 2,13,136  |
| Proof  | 13,720    | 17,558    | 16,334      | 15,690      | 16,364      |           |           |           |           |           |
| Liqueurs . Lk. "   | 1,355     | 1,127     | 2,054       | 1,910       | 2,115       | 21,224    | 19,158    | 36,792    | 36,808    | 42,396    |
| Rum { Lk. "  | 3,172     | 893       | 978         | 877         | 1,291       | 37,554    | 7,480     | 6,062     | 7,586     | 10,697    |
| Proof  | 2,429     | 711       | 769         | 684         | 1,037       |           |           |           |           |           |
| Whisky { Lk. "   | 62,404    | 79,373    | 73,394      | 74,935      | 82,000      | 10,42,251 | 18,04,057 | 12,16,939 | 12,52,778 | 13,61,862 |
| Proof  | 47,433    | 59,973    | 55,025      | 56,691      | 62,030      |           |           |           |           |           |
| Spirit, present in drugs, medicines or chemicals Lk. "   | 41,124    | 43,130    | 49,730      | 51,491      | 60,230      | 11,81,551 | 13,42,180 | 14,33,418 | 15,31,655 | 16,67,425 |
| Spirit, perfumed   | 3,548     | 2,233     | 3,149       | 3,424       | 3,045       | 2,52,178  | 1,89,640  | 2,85,181  | 3,11,453  | 2,76,252  |
| Denatured spirits—<br>Imported direct<br>Spirits denatured at Custom Houses immediately on arrival before clearance                    | 391,602   | 316,537   | (b) 325,247 | (b) 271,610 | (b) 154,866 | 3,93,711  | 3,30,012  | 5,23,202  | 4,25,087  | 1,99,448  |
| Other sorts  | 6,575     | 7,301     | 6,633       | 8,775       | 9,138       | 2,36,446  | 2,70,626  | 2,48,388  | 3,30,520  | 3,45,052  |
| Total of Spirit  | 581,321   | 516,805   | 530,774     | 490,432     | 380,225     | 30,04,516 | 42,44,520 | 46,16,336 | 47,72,554 | 47,77,117 |
| Wines—<br>Champagne and other sparkling wines  | 2,797     | 3,314     | 4,120       | 4,842       | 4,496       | 79,112    | 99,859    | 1,17,133  | 1,42,184  | 1,21,068  |
| Port   | 4,139     | 5,431     | 5,355       | 5,386       | 5,918       | 44,081    | 62,172    | 62,261    | 60,199    | 59,780    |
| Still red wines, other than port   | 11,178    | 13,008    | 12,437      | 10,362      | 10,548      | 62,866    | 75,179    | 78,939    | 62,275    | 71,573    |
| Sherry, Madeira and Marsala  | 6,074     | 6,579     | 6,568       | 9,749       | 10,995      | 84,932    | 95,478    | 1,14,369  | 1,35,505  | 1,50,917  |
| Still white wines, other than Sherry, Madeira and Marsala  | 2,600     | 3,399     | 3,137       | 4,944       | 4,777       | 21,670    | 29,312    | 29,131    | 22,490    | 30,103    |
| Other sorts, including Vermouth and Ginger wines   | 12,315    | 16,764    | 15,017      | 15,667      | 16,302      | 75,276    | 1,08,104  | 1,01,208  | 1,12,810  | 1,11,413  |
| Total of Wines   | 39,243    | 48,545    | 49,194      | 51,050      | 53,036      | 3,67,926  | 4,70,599  | 4,98,001  | 5,55,463  | 5,44,854  |
| Total of Liquors   | 1,866,141 | 1,808,667 | 1,729,197   | 1,636,610   | 1,626,373   | 64,52,170 | 69,69,888 | 71,97,188 | 74,23,052 | 76,58,652 |

\* Inclusive of imports by postal packets referred to Collectors of Customs for assessment.  
(b) The whole quantity was denatured at the docks.

No. 12—continued  
IMPORTS—continued

| PRINCIPAL AND OTHER ARTICLES   | QUANTITY |         |         |         |         | VALUE     |             |           |           |           |
|--|----------|---------|---------|---------|---------|-----------|-------------|-----------|-----------|-----------|
|  | 1931-32  | 1932-33 | 1933-34 | 1934-35 | 1935-36 | 1931-32   | 1932-33     | 1933-34   | 1934-35   | 1935-36   |
| <b>BOMBAY—continued</b>  |          |         |         |         |         | R         | R           | R         | R         | R         |
| <b>BOMBAY (CHIEF PORT)—continued</b>   |          |         |         |         |         |           |             |           |           |           |
| <b>Machinery and Millwork—</b>   |          |         |         |         |         |           |             |           |           |           |
| <b>Prime-movers (other than electrical)—</b>   |          |         |         |         |         |           |             |           |           |           |
| <b>Locomotives—</b>  |          |         |         |         |         |           |             |           |           |           |
| Oil Engines . . . . . No.  | 12       | 6       | 1       | ..      | 10      | 78,032    | 48,891      | 6,082     | ..        | 99,752    |
| Parts of Oil Engines . . . . . Value   | —        | —       | —       | —       | —       | 10,968    | 10,613      | 4,905     | ..        | 206       |
| Steam Engines . . . . . No.  | 27       | 8       | 9       | 1       | 12      | 3,34,605  | 52,037      | 60,152    | 8,240     | 98,926    |
| Parts of Steam Engines . . . . . Value   | —        | —       | —       | —       | —       | 2,40,344  | 1,18,327    | 1,35,499  | 2,04,396  | 2,93,893  |
| Railway locomotive Engines and tenders and parts . . . . .   | —        | —       | —       | —       | —       | 14,55,658 | 14,48,713   | 17,19,818 | 15,09,015 | 10,88,091 |
| Others . . . . .   | —        | —       | —       | —       | —       | —         | 1,621       | 1,678     | 185       | 19,830    |
| <b>Other than Locomotives—</b>   |          |         |         |         |         |           |             |           |           |           |
| Oil Engines (a) . . . . . No.  | 781      | 1,157   | 1,074   | 1,232   | —       | 13,84,036 | 17,00,171   | 18,23,099 | 21,19,752 | —         |
| For marine purposes (b) . . . . .  | —        | —       | —       | —       | 13      | —         | —           | —         | —         | 80,571    |
| Oil Engines others (b) . . . . .   | —        | —       | —       | —       | 1,479   | —         | —           | —         | —         | 21,03,293 |
| Parts of Oil Engines . . . . . Value   | —        | —       | —       | —       | —       | 4,30,231  | 4,32,661    | 4,95,070  | 5,37,957  | 6,17,403  |
| Steam Engines . . . . . No.  | 23       | 17      | 58      | 15      | 19      | 2,77,874  | 2,52,613    | 3,83,420  | 1,02,398  | 97,076    |
| Parts of Steam Engines . . . . . Value   | —        | —       | —       | —       | —       | 2,27,426  | 2,86,720    | 1,83,320  | 3,09,613  | 2,00,371  |
| Others . . . . .   | —        | —       | —       | —       | —       | 81,889    | 52,721      | 19,005    | 10,536    | 7,653     |
| <b>Electrical machinery of all kinds, not including instruments, apparatus, appliances, and parts thereof—</b> |          |         |         |         |         |           |             |           |           |           |
| Control and Switch gear  | —        | —       | —       | —       | —       | 11,51,535 | 6,18,661    | 7,71,222  | 10,35,233 | 9,07,752  |
| Generators, alternators, and dynamos . . . . .   | —        | —       | —       | —       | —       | 7,57,189  | 5,46,483    | 4,35,482  | 7,50,135  | 8,15,893  |
| Motors . . . . .   | —        | —       | —       | —       | —       | 8,74,616  | 7,31,346    | 10,41,978 | 11,65,436 | 12,37,920 |
| Transformers . . . . .   | —        | —       | —       | —       | —       | 2,44,551  | 2,54,896    | 4,07,125  | 3,07,553  | 4,39,986  |
| Turbo-Generating sets . . . . .  | —        | —       | —       | —       | —       | 1,27,203  | 2,18,716    | 12,234    | 2,35,978  | 1,64,993  |
| Others . . . . .   | —        | —       | —       | —       | —       | 10,54,037 | 10,24,488   | 20,37,650 | 25,67,400 | 23,30,620 |
| <b>Machinery, not being prime-movers or electrical machinery—</b>  |          |         |         |         |         |           |             |           |           |           |
| Aerated water making machinery . . . . .   | —        | —       | —       | —       | —       | 24,827    | 33,327      | 27,422    | 12,231    | 17,094    |
| Agricultural machinery—  |          |         |         |         |         |           |             |           |           |           |
| Agricultural tractors and parts . . . . .  | —        | —       | —       | —       | —       | 34,018    | 84,318      | 1,45,055  | 1,02,408  | 1,95,652  |
| Ploughs and parts . . . . .  | —        | —       | —       | —       | —       | 52,201    | 18,245      | 1,30,505  | 2,18,078  | 38,813    |
| Other sorts . . . . .  | —        | —       | —       | —       | —       | 48,638    | 23,928      | 27,124    | 24,302    | 10,635    |
| Bollers . . . . .  | —        | —       | —       | —       | —       | 18,46,442 | 17,39,711   | 20,46,253 | 17,21,830 | 20,60,326 |
| Boots and shoes manufacturing machinery . . . . .  | —        | —       | —       | —       | —       | 14,279    | 20,923      | 6,690     | 35,478    | 26,432    |
| Metal working machinery (including machine tools) . . . . .  | —        | —       | —       | —       | —       | 10,32,034 | 11,00,289   | 10,74,759 | 9,53,075  | 11,86,300 |
| Mining machinery—  |          |         |         |         |         |           |             |           |           |           |
| Coal . . . . .   | —        | —       | —       | —       | —       | 6,795     | 6,708       | 31,121    | 4,501     | 4,914     |
| Other sorts . . . . .  | —        | —       | —       | —       | —       | 85,621    | 73,012      | 42,352    | 19,780    | 44,416    |
| Oil crushing and refining machinery . . . . .  | —        | —       | —       | —       | —       | 3,37,578  | 4,51,679    | 4,63,265  | 4,46,504  | 3,32,893  |
| Paper mill machinery . . . . .   | —        | —       | —       | —       | —       | 25,208    | 33,999      | 35,985    | 51,811    | 56,407    |
| Pumping machinery* . . . . .   | —        | —       | —       | —       | —       | —         | —           | 5,44,380  | 8,72,059  | 8,36,480  |
| Refrigerating machinery . . . . .  | —        | —       | —       | —       | —       | 4,25,520  | 5,12,893    | 5,64,159  | 4,66,788  | 3,60,493  |
| Rice and flour mill machinery . . . . .  | —        | —       | —       | —       | —       | 1,61,690  | 1,35,810    | 1,03,595  | 1,51,842  | 1,65,021  |
| Saw mill and wood working machinery . . . . .  | —        | —       | —       | —       | —       | 93,606    | 51,795      | 69,458    | 88,418    | 1,75,466  |
| Sewing and knitting machines and parts thereof—  |          |         |         |         |         |           |             |           |           |           |
| Sewing and knitting machines . . . . . No.   | 10,650   | 10,089  | 13,352  | 18,756  | 19,575  | 11,02,200 | 11,19,525   | 12,16,845 | 16,35,547 | 16,20,068 |
| Parts of sewing and knitting machines and accessories . . . . . Value  | —        | —       | —       | —       | —       | 89,241    | 1,10,811    | 97,494    | 1,27,779  | 1,10,342  |
| Sugar machinery . . . . .  | —        | —       | —       | —       | —       | 72,349    | 11,08,916   | 65,93,005 | 24,02,972 | 11,42,003 |
| Textile machinery—   |          |         |         |         |         |           |             |           |           |           |
| Cotton—  |          |         |         |         |         |           |             |           |           |           |
| Bleaching and dyeing machinery . . . . .   | —        | —       | —       | —       | —       | 3,16,376  | 2,90,991    | 3,75,287  | 3,84,931  | 6,04,483  |
| Printing machinery . . . . .   | —        | —       | —       | —       | —       | 6,381     | 1,60,483    | 65,112    | 1,09,487  | 1,49,281  |
| Spinning machinery . . . . .   | —        | —       | —       | —       | —       | 90,83,894 | 1,02,80,034 | 78,54,129 | 92,60,123 | 93,51,195 |
| Weaving machinery . . . . .  | —        | —       | —       | —       | —       | 57,78,144 | 55,11,544   | 50,72,063 | 42,01,914 | 40,51,150 |
| Other sorts . . . . .  | —        | —       | —       | —       | —       | 7,10,213  | 10,59,378   | 8,94,225  | 10,55,652 | 17,07,910 |
| Shuttles (excluding those for sewing machines) . . . . .   | —        | —       | —       | —       | —       | 8,00,610  | 7,20,128    | 5,70,040  | 7,26,800  | 6,14,750  |
| Wool machinery . . . . .   | —        | —       | —       | —       | —       | 26,781    | 16,117      | 23,985    | 25,713    | 7,871     |
| Other sorts . . . . .  | —        | —       | —       | —       | —       | 6,19,924  | 6,25,342    | 6,66,498  | 11,13,854 | 8,42,447  |

\* Shown separately from 1933-34.  
(a) Sub-divided into two heads from 1925-26.  
(b) Separately specified from 1935-36.

No. 12—continued  
IMPORTS—continued

| PRINCIPAL AND OTHER<br>ARTICLES  | QUANTITY |         |           |           |           | VALUE       |             |             |             |             |
|--|----------|---------|-----------|-----------|-----------|-------------|-------------|-------------|-------------|-------------|
|  | 1931-32  | 1932-33 | 1933-34   | 1934-35   | 1935-36   | 1931-32     | 1932-33     | 1933-34     | 1934-35     | 1935-36     |
| BOMBAY—continued   |          |         |           |           |           | R           | R           | ₹           | R           | ₹           |
| BOMBAY (CHIEF PORT)—continued  |          |         |           |           |           |             |             |             |             |             |
| Machinery and Millwork—<br>continued                                       |          |         |           |           |           |             |             |             |             |             |
| Machinery, not being prime-<br>movers or electrical<br>machinery—continued |          |         |           |           |           |             |             |             |             |             |
| Typewriters—   |          |         |           |           |           |             |             |             |             |             |
| Typewriters . No.  | 1,471    | 1,089   | 1,093     | 1,693     | 2,645     | 2,19,959    | 1,61,192    | 1,38,227    | 2,03,056    | 3,09,515    |
| Parts and acces-<br>sories . Value   | —        | —       | —         | —         | —         | 42,122      | 89,288      | 37,338      | 49,081      | 45,005      |
| Other sorts of machi-<br>nery (excluding<br>printing machinery) . "        | —        | —       | —         | —         | —         | 89,87,776   | 38,55,647   | 36,78,238   | 42,40,922   | 53,02,964   |
| Total of Machinery<br>and Millwork ; . "                                   | —        | —       | —         | —         | —         | 8,87,79,425 | 8,66,75,008 | 4,21,69,751 | 4,27,24,927 | 4,00,08,966 |
| Manures (excluding Oil-cake)   |          |         |           |           |           |             |             |             |             |             |
| Nitrogenous—   |          |         |           |           |           |             |             |             |             |             |
| Nitrate of Soda . Tons   | 390      | 408     | 547       | 489       | 876       | 49,854      | 51,461      | 66,814      | 52,682      | 87,366      |
| Sulphate of Ammonia ;  | 4,365    | 6,245   | 7,567     | 11,629    | 9,955     | 5,25,325    | 6,47,682    | 7,12,891    | 10,04,988   | 9,80,557    |
| Others . . . "   | ..       | 2       | 108       | 291       | ..        | 12          | 388         | 14,157      | 38,047      | ..          |
| Compounds—   |          |         |           |           |           |             |             |             |             |             |
| Fish Manures . . . "   | 711      | 869     | 593       | 760       | 782       | 57,649      | 71,198      | 47,080      | 60,098      | 65,003      |
| Others . . . "   | 87       | 10      | 9         | 62        | 356       | 20,401      | 2,775       | 2,484       | 5,954       | 46,987      |
| Other kinds . . . "  | 27       | 8       | 34        | 174       | 230       | 3,333       | 3,260       | 4,846       | 13,032      | 18,437      |
| Total of Manures ;   | 5,590    | 7,562   | 8,668     | 13,405    | 12,109    | 6,56,524    | 7,76,729    | 8,47,722    | 11,74,799   | 11,48,050   |
| Matches—   |          |         |           |           |           |             |             |             |             |             |
| Safety . . . Gross<br>of Boxes   | 58,659   | 25,790  | 28,504    | 692       | 756       | 45,708      | 17,194      | 23,218      | 1,582       | 1,709       |
| Mats and matting (except<br>coir and rubber) . Sq. Yds                     | 625,255  | 866,115 | 1,128,910 | 1,260,905 | 1,434,135 | 1,43,664    | 1,76,688    | 2,07,733    | 1,92,930    | 2,07,886    |
| Metals and Ores—   |          |         |           |           |           |             |             |             |             |             |
| Aluminium—   |          |         |           |           |           |             |             |             |             |             |
| Unwrought (Ingots,<br>blocks, bars) . Cwts.                                | 21       | 2       | 74        | ..        | ..        | 1,696       | 138         | 6,474       | ..          | ..          |
| Wrought—   |          |         |           |           |           |             |             |             |             |             |
| Circles . . . "  | 19,007   | 6,679   | 14,854    | 18,734    | 20,591    | 13,23,331   | 4,98,000    | 10,68,922   | 11,28,123   | 12,15,372   |
| Sheets . . . "   | 986      | 426     | 918       | 1,167     | 1,113     | 45,955      | 29,788      | 69,807      | 74,888      | 74,367      |
| Other manufactures ;   | 1,639    | 1,024   | 1,536     | 2,483     | 2,578     | 1,61,315    | 4,56,754    | 1,87,121    | 2,88,579    | 2,71,457    |
| Total of Aluminium . . . "   | 21,853   | 8,131   | 17,382    | 20,384    | 24,282    | 15,32,299   | 6,68,650    | 12,26,854   | 14,91,690   | 16,01,146   |
| Antifriction metal . . . "   | 337      | 451     | 231       | 847       | 233       | 25,303      | 35,795      | 23,927      | 32,302      | 29,784      |
| Brass, Bronze, and<br>similar alloys and<br>manufactures thereof—          |          |         |           |           |           |             |             |             |             |             |
| Unwrought . . . "  | 27       | 291     | 4         | 123       | 4         | 1,361       | 2,180       | 157         | 6,658       | 136         |



TRADE AT CHIEF PORT  
BOMBAY

( 88 )

No. 12—continued  
IMPORTS—continued

| PRINCIPAL AND OTHER ARTICLES                           | QUANTITY       |                |                |                |                 | VALUE            |                  |                  |                  |                  |
|--|----------------|----------------|----------------|----------------|-----------------|------------------|------------------|------------------|------------------|------------------|
|  | 1931-32        | 1932-33        | 1933-34        | 1934-35        | 1935-36         | 1931-32          | 1932-33          | 1933-34          | 1934-35          | 1935-36          |
| <b>BOMBAY—continued</b>                                |                |                |                |                |                 | R                | R                | R                | R                | R                |
| <b>BOMBAY (CHIEF PORT)—continued</b>                   |                |                |                |                |                 |                  |                  |                  |                  |                  |
| <b>Metals and Ores—continued</b>                       |                |                |                |                |                 |                  |                  |                  |                  |                  |
| <b>Brass, etc.—continued</b>                           |                |                |                |                |                 |                  |                  |                  |                  |                  |
| Wrought—   |                |                |                |                |                 |                  |                  |                  |                  |                  |
| Mixed or yellow metal for sheathing . . . Owt.         | 194,500        | 268,192        | 221,897        | 201,261        | 235,974         | 62,69,127        | 80,01,799        | 60,16,932        | 73,29,830        | 58,92,357        |
| Rods . . . . .   | 4,769          | 6,059          | 4,187          | 9,209          | 6,816           | 1,18,573         | 1,45,953         | 97,610           | 2,07,266         | 1,60,298         |
| Sheets . . . . .                                       | 324            | 242            | 1,898          | 1,114          | 78              | 15,390           | 14,547           | 66,033           | 33,390           | 2,204            |
| Tubes . . . . .  | 1,035          | 1,456          | 1,593          | 1,992          | 3,240           | 50,439           | 69,078           | 72,890           | 85,299           | 1,28,834         |
| Wire . . . . .   | 2,587          | 4,814          | 3,323          | 3,735          | 4,236           | 1,00,176         | 1,65,638         | 98,401           | 1,08,388         | 1,26,056         |
| Othersorts . . . . .                                   | 4,773          | 7,114          | 8,069          | 7,172          | 8,366           | 3,79,434         | 3,61,226         | 5,07,167         | 3,98,596         | 4,11,382         |
| <b>Total of Brass, etc.</b>                            | <b>207,515</b> | <b>282,168</b> | <b>240,865</b> | <b>314,656</b> | <b>2,58,709</b> | <b>75,24,520</b> | <b>88,26,426</b> | <b>69,59,190</b> | <b>81,69,485</b> | <b>67,10,866</b> |
| <b>Copper—</b>   |                |                |                |                |                 |                  |                  |                  |                  |                  |
| Ore . . . . . Tons                                     | ..             | ..             | ..             | ..             | ..              | ..               | ..               | 5                | 61               | ..               |
| Old, for re-manufacture Owt.                           | 1,481          | 1,012          | 1,038          | 1,140          | 1,077           | 46,377           | 28,037           | 28,203           | 18,504           | 21,339           |
| Unwrought—   |                |                |                |                |                 |                  |                  |                  |                  |                  |
| Tiles, ingots, cakes, bricks, and slabs . . .          | 379            | 656            | 1,685          | 2,944          | 2,125           | 14,869           | 17,029           | 47,339           | 72,945           | 53,895           |
| Other sorts . . . . .                                  | ..             | 7              | 3              | ..             | ..              | ..               | 450              | 132              | ..               | ..               |
| Wrought—   |                |                |                |                |                 |                  |                  |                  |                  |                  |
| Brassiers . . . . .                                    | ..             | ..             | 267            | 1,012          | ..              | ..               | ..               | 7,894            | 23,778           | ..               |
| Rods . . . . .   | 1,733          | 1,711          | 2,049          | 2,436          | 2,332           | 74,346           | 59,354           | 65,317           | 77,674           | 79,883           |
| Sheets . . . . .                                       | 94,239         | 172,047        | 125,322        | 240,820        | 199,868         | 40,40,302        | 58,40,146        | 38,45,077        | 66,24,500        | 53,47,689        |
| Tubes . . . . .  | 1,029          | 669            | 1,831          | 1,471          | 1,325           | 53,402           | 33,274           | 74,351           | 62,442           | 74,050           |
| Wire, excluding wire of telegraph and telephones . . . | 2,313          | 4,845          | 2,462          | 5,911          | 6,653           | 89,518           | 1,30,388         | 83,880           | 1,38,315         | 2,13,067         |
| Other manufactures . . . . .                           | 3,601          | 1,723          | 1,594          | 1,153          | 3,363           | 1,78,820         | 1,09,680         | 95,784           | 74,827           | 1,00,883         |
| <b>Total of Copper (excluding Ore)</b>                 | <b>104,875</b> | <b>182,670</b> | <b>139,251</b> | <b>256,377</b> | <b>217,793</b>  | <b>44,94,624</b> | <b>62,76,858</b> | <b>42,45,932</b> | <b>71,43,575</b> | <b>59,81,715</b> |
| <b>German silver (including nickel silver)</b>         | <b>10,447</b>  | <b>13,807</b>  | <b>11,938</b>  | <b>12,039</b>  | <b>17,243</b>   | <b>7,23,304</b>  | <b>10,01,912</b> | <b>8,62,425</b>  | <b>7,16,353</b>  | <b>9,74,069</b>  |
| <b>Iron—</b>   |                |                |                |                |                 |                  |                  |                  |                  |                  |
| Ore . . . . . Tons                                     | 16             | ..             | 45             | 25             | 10              | 1,742            | 95               | 3,135            | 4,594            | 2,076            |
| Pig . . . . .  | 51             | 190            | 664            | 467            | 71              | 7,110            | 13,243           | 48,030           | 34,433           | 7,599            |
| Manufactures—  |                |                |                |                |                 |                  |                  |                  |                  |                  |
| Angle and tee, bolt, and rod . . . . .                 | 2              | 7              | 3              | 1              | ..              | 448              | 1,335            | 1,159            | 467              | ..               |
| Bars and channels . . . . .                            | 123            | 39             | 106            | 136            | 35              | 27,682           | 19,147           | 17,392           | 39,323           | 9,447            |
| Rice bowls . . . . .                                   | 27             | 40             | 36             | 11             | 11              | 7,725            | 11,455           | 9,635            | 3,179            | 2,635            |
| <b>Total of Iron (excluding Ore)</b>                   | <b>208</b>     | <b>326</b>     | <b>809</b>     | <b>635</b>     | <b>117</b>      | <b>42,960</b>    | <b>45,330</b>    | <b>76,166</b>    | <b>77,310</b>    | <b>19,582</b>    |
| <b>Steel—</b>  |                |                |                |                |                 |                  |                  |                  |                  |                  |
| Angle and tee . . . . .                                | 7,517          | 3,567          | 3,443          | 4,212          | 6,140           | 6,55,419         | 3,36,066         | 2,94,550         | 3,95,483         | 6,08,623         |
| Spring . . . . .                                       | 682            | 520            | 6              | 3              | 15              | 90,780           | 66,660           | 2,073            | 1,019            | 2,658            |
| Bars other than Cast Steel (a) . . . . .               | 21,159         | 14,210         | 15,798         | 20,257         | ..              | 19,39,833        | 11,86,168        | 15,13,159        | 21,31,370        | ..               |
| Under 1-inch round or square (b) . . . . .             | ..             | ..             | ..             | ..             | 3,008           | ..               | ..               | ..               | ..               | 2,39,399         |
| All others (b) . . . . .                               | ..             | ..             | ..             | ..             | 15,344          | ..               | ..               | ..               | ..               | 15,02,652        |
| Cast—  |                |                |                |                |                 |                  |                  |                  |                  |                  |
| Tool, steel—   |                |                |                |                |                 |                  |                  |                  |                  |                  |
| High speed . . . . .                                   | 59             | 62             | 94             | 103            | 104             | 1,01,910         | 82,181           | 1,28,974         | 89,014           | 1,32,563         |
| Carbon . . . . .                                       | 85             | 68             | 58             | 50             | 130             | 45,924           | 34,442           | 39,804           | 18,138           | 99,309           |
| Cast steel bars . . . . .                              | 53             | 95             | 59             | 15             | 44              | 12,686           | 23,375           | 21,795           | 5,609            | 14,690           |
| Other cast steel . . . . .                             | 127            | 135            | 79             | 8              | 8               | 33,298           | 41,466           | 25,227           | 3,446            | 7,074            |
| Ingots, blooms, billets, and slabs . . . . .           | 444            | 249            | 216            | 392            | 1,251           | 52,349           | 33,627           | 30,710           | 41,033           | 99,355           |
| <b>Total of Steel</b>                                  | <b>30,141</b>  | <b>18,906</b>  | <b>19,758</b>  | <b>25,051</b>  | <b>26,094</b>   | <b>28,82,703</b> | <b>17,54,435</b> | <b>20,56,237</b> | <b>26,34,152</b> | <b>27,05,725</b> |

(a) Subdivided into two heads from 1935-36.  
(b) Separately specified from 1935-36.

No. 12—continued  
IMPORTS—continued

| PRINCIPAL AND OTHER<br>ARTICLES  | QUANTITY      |               |               |               |                | VALUE              |                    |                    |                    |                    |
|--|---------------|---------------|---------------|---------------|----------------|--------------------|--------------------|--------------------|--------------------|--------------------|
|  | 1931-32       | 1932-33       | 1933-34       | 1934-35       | 1935-36        | 1931-32            | 1932-33            | 1933-34            | 1934-35            | 1935-36            |
| <b>BOMBAY—continued</b>  |               |               |               |               |                |                    |                    |                    |                    |                    |
| <b>BOMBAY (CHIEF PORT)—<br/>continued</b>  |               |               |               |               |                |                    |                    |                    |                    |                    |
| <b>Metals and Ores—continued</b>   |               |               |               |               |                |                    |                    |                    |                    |                    |
| <b>Iron or steel—</b>  |               |               |               |               |                |                    |                    |                    |                    |                    |
| Anchors and cables . Tons  | 47            | 59            | 20            | 42            | 19             | 18,450             | 19,025             | 8,060              | 13,921             | 6,723              |
| Beams, channels, pillars,<br>girders, and bridge-<br>work . . . . . "                  | 12,051        | 6,403         | 5,783         | 8,186         | 10,048         | 10,52,836          | 4,75,520           | 4,07,233           | 7,24,126           | 9,81,435           |
| Bolts and nuts . . . . . "   | 2,091         | 2,442         | 2,435         | 3,049         | 3,453          | 6,49,713           | 7,06,324           | 7,15,198           | 8,90,651           | 9,32,808           |
| Fencing materials (in-<br>cluding fencing wire) . . . . . "                            | 1,317         | 1,536         | 1,903         | 2,136         | 3,170          | 3,59,630           | 5,02,485           | 4,83,781           | 5,11,168           | 5,82,844           |
| Hoops and strips . . . . . "   | 9,103         | 7,908         | 9,711         | 10,438        | 13,021         | 10,70,538          | 9,07,515           | 12,62,747          | 13,83,404          | 15,63,690          |
| Nails, rivets, and washers<br>(excluding wire nails) . . . . . "                       | 4,435         | 4,471         | 3,777         | 4,475         | 5,094          | 12,37,301          | 12,98,698          | 9,95,520           | 11,38,848          | 12,76,278          |
| Old, for re-manufacture<br>. . . . . "   | 873           | 220           | 3,130         | 765           | 873            | 22,344             | 7,450              | 87,183             | 21,488             | 30,045             |
| Pipes and fittings,<br>cast . . . . . "  | 535           | 905           | 1,914         | 457           | 407            | 1,82,812           | 2,17,221           | 3,07,022           | 2,55,477           | 2,08,028           |
| Rails, chairs, and<br>fishplates (including<br>those for rail-<br>ways)—<br>Protected— |               |               |               |               |                |                    |                    |                    |                    |                    |
| Balls 50 lbs. per yard<br>and over, and fish-<br>plates therefor . . . . . "           | 282           | 217           | 57            | 75            | 444            | 61,020             | 32,350             | 6,285              | 15,537             | 48,848             |
| Others . . . . . "   | 42            | 50            | 40            | 30            | 139            | 9,475              | 4,077              | 3,437              | 3,861              | 12,870             |
| Not protected . . . . . "  | 3             | 313           | 2             | 507           | 113            | 669                | 37,350             | 419                | 68,683             | 13,454             |
| Screws—  |               |               |               |               |                |                    |                    |                    |                    |                    |
| Wood screws . . . . . "  | 898           | 360           | 305           | 298           | 240            | 2,41,615           | 1,75,323           | 1,31,371           | 1,34,520           | 1,12,901           |
| Metal thread screws . . . . . "  | 3             | 5             |               | 12            |                | 1,014              | 2,110              | 340                | 2,227              | 21                 |
| Sheets and plates—<br>Galvanised—  |               |               |               |               |                |                    |                    |                    |                    |                    |
| Corrugated . . . . . "   | 25,506        | 21,635        | 16,735        | 8,247         | 13,194         | 54,55,460          | 34,77,404          | 20,26,801          | 14,56,925          | 21,19,462          |
| Plain . . . . . "  | 5,378         | 5,050         | 3,719         | 4,320         | 4,278          | 11,96,294          | 8,48,964           | 6,59,354           | 8,46,650           | 7,39,780           |
| Tinned—  |               |               |               |               |                |                    |                    |                    |                    |                    |
| Tin plates . . . . . "   | 1,771         | 1,392         | 2,945         | 1,974         | 1,773          | 4,77,773           | 3,09,302           | 3,68,552           | 6,17,496           | 5,69,323           |
| Not galvanised or<br>tinned—   |               |               |               |               |                |                    |                    |                    |                    |                    |
| Sheets up to 4-inch<br>thick . . . . . "   | 4,102         | 5,972         | 4,634         | 3,104         | 3,526          | 5,77,734           | 6,61,427           | 48,591             | 11,11,492          | 10,74,452          |
| Plates over 4-inch<br>thick . . . . . "  | 2,549         | 321           | 1,361         | 2,365         | 3,215          | 3,06,635           | 1,05,831           | 1,60,232           | 2,32,539           | 3,71,984           |
| Other sorts . . . . . "  | 8             |               |               |               |                | 1,823              | 20                 |                    |                    |                    |
| Sleepers and keys of steel<br>or iron for railways . . . . . "                         | 3,331         | 2,062         | 1,892         | 1,014         | 947            | 4,91,596           | 2,84,944           | 2,47,578           | 2,11,168           | 2,00,657           |
| Tubes, pipes and fit-<br>tings, wrought . . . . . "                                    | 5,817         | 5,104         | 6,650         | 7,354         | 13,102         | 17,35,536          | 13,25,832          | 15,72,521          | 19,28,247          | 23,49,225          |
| Wire nails . . . . . "   | 1,440         | 2,275         | 2,149         | 3,083         | 2,941          | 2,22,567           | 4,11,275           | 3,65,036           | 4,61,642           | 4,11,410           |
| Wire rope—   |               |               |               |               |                |                    |                    |                    |                    |                    |
| Black . . . . . "  | 7             | 7             | 9             | 10            | 6              | 5,968              | 6,932              | 5,185              | 5,471              | 3,480              |
| Galvanised . . . . . "   | 188           | 177           | 171           | 262           | 322            | 88,203             | 79,199             | 81,506             | 1,00,456           | 1,21,694           |
| Wire, other than fencing<br>wire . . . . . "   | 2,160         | 2,944         | 2,003         | 2,117         | 2,323          | 3,46,745           | 4,03,539           | 3,59,088           | 3,75,936           | 3,70,531           |
| Other manufactures<br>of iron or steel . . . . . "                                     | 6,616         | 5,420         | 6,455         | 3,713         | 3,575          | 14,33,610          | 11,60,532          | 13,28,758          | 10,14,256          | 10,56,272          |
| <b>Total of Iron or Steel . . . . . "</b>  | <b>90,141</b> | <b>77,794</b> | <b>77,976</b> | <b>73,122</b> | <b>92,693</b>  | <b>1,72,48,304</b> | <b>1,36,43,244</b> | <b>1,35,87,527</b> | <b>1,35,76,302</b> | <b>1,53,58,474</b> |
| <b>Lead—</b>   |               |               |               |               |                |                    |                    |                    |                    |                    |
| <b>Unwrought—</b>  |               |               |               |               |                |                    |                    |                    |                    |                    |
| Ore . . . . . "  | 66            | 72            | 94            | 75            | 53             | 22,248             | 23,461             | 18,473             | 20,193             | 16,285             |
| Other sorts . . . . . Cwts.  | 117           | 206           | 153           | 34            |                | 1,233              | 2,315              | 1,389              | 902                |                    |
| <b>Wrought—</b>  |               |               |               |               |                |                    |                    |                    |                    |                    |
| Sheets . . . . . "   | 3,707         | 2,080         | 2,017         | 4,765         | 2,062          | 45,678             | 23,076             | 21,565             | 52,056             | 27,623             |
| Pipes and tubes . . . . . "  | 3,419         | 3,480         | 4,665         | 4,317         | 5,348          | 56,626             | 56,143             | 67,300             | 59,561             | 92,551             |
| Other sorts . . . . . "  | 1,376         | 1,137         | 1,696         | 1,240         | 1,413          | 22,238             | 24,568             | 23,731             | 34,036             | 28,034             |
| <b>Total of lead (ex-<br/>cluding Ore) . . . . . "</b>                                 | <b>8,610</b>  | <b>6,903</b>  | <b>8,581</b>  | <b>10,356</b> | <b>9,328</b>   | <b>1,25,825</b>    | <b>1,06,105</b>    | <b>1,13,778</b>    | <b>1,45,501</b>    | <b>1,48,208</b>    |
| <b>Quicksilver . . . . . lbs.</b>  | <b>98,483</b> | <b>92,925</b> | <b>77,240</b> | <b>34,736</b> | <b>110,473</b> | <b>4,12,641</b>    | <b>3,23,799</b>    | <b>2,00,372</b>    | <b>34,386</b>      | <b>2,51,105</b>    |

TRADE AT CHIEF PORT  
BOMBAY

( 90 )

No. 12—continued  
IMPORTS—continued

| PRINCIPAL AND OTHER ARTICLES                      | QUANTITY              |                       |                       |                       |                      | VALUE              |                    |                    |                    |                    |
|---|-----------------------|-----------------------|-----------------------|-----------------------|----------------------|--------------------|--------------------|--------------------|--------------------|--------------------|
|   | 1931-32               | 1932-33               | 1933-34               | 1934-35               | 1935-36              | 1931-32            | 1932-33            | 1933-34            | 1934-35            | 1935-36            |
| <b>BOMBAY—continued</b>                           |                       |                       |                       |                       |                      | R                  | R                  | R                  | R                  | R                  |
| <b>BOMBAY (CHIEF PORT)—continued</b>              |                       |                       |                       |                       |                      |                    |                    |                    |                    |                    |
| <b>Metals and Ores—continued</b>                  |                       |                       |                       |                       |                      |                    |                    |                    |                    |                    |
| Solder . . . Cwts.                                | 1,629                 | 1,001                 | 1,257                 | 1,336                 | 1,125                | 88,424             | 48,591             | 1,01,498           | 1,18,615           | 98,404             |
| <b>Tin—</b>                                       |                       |                       |                       |                       |                      |                    |                    |                    |                    |                    |
| Unwrought (blocks, ingots, bars, and slabs) . . . | 12,139                | 12,544                | 7,745                 | 9,472                 | 9,530                | 11,81,283          | 12,64,594          | 11,25,219          | 14,50,913          | 14,06,115          |
| <b>Wrought—</b>                                   |                       |                       |                       |                       |                      |                    |                    |                    |                    |                    |
| Foils . . .                                       | 18                    | 582                   | 85                    | 50                    | 26                   | 1,457              | 48,132             | 4,658              | 8,771              | 5,504              |
| Other sorts . . .                                 | 13                    | 14                    | 58                    | 16                    | 72                   | 1,500              | 1,892              | 4,631              | 2,578              | 7,276              |
| <b>Total of Tin . . .</b>                         | <b>12,169</b>         | <b>13,140</b>         | <b>7,838</b>          | <b>9,538</b>          | <b>9,628</b>         | <b>11,84,242</b>   | <b>13,09,408</b>   | <b>11,84,508</b>   | <b>14,72,262</b>   | <b>14,18,895</b>   |
| <b>Zinc or Spelter—</b>                           |                       |                       |                       |                       |                      |                    |                    |                    |                    |                    |
| Unwrought . . .                                   | 19,024                | 8,720                 | 11,026                | 10,920                | 15,256               | 2,04,220           | 1,09,546           | 1,86,149           | 1,88,159           | 1,71,106           |
| Wrought or manufactured . . .                     | 4,868                 | 4,755                 | 5,540                 | 5,019                 | 6,757                | 84,562             | 88,239             | 1,24,831           | 93,456             | 1,17,803           |
| Other sorts . . .                                 | ..                    | 6                     | 1                     | ..                    | ..                   | ..                 | 78                 | 37                 | ..                 | ..                 |
| <b>Total of Zinc or Spelter . . .</b>             | <b>23,892</b>         | <b>13,481</b>         | <b>17,576</b>         | <b>21,939</b>         | <b>22,013</b>        | <b>2,88,792</b>    | <b>1,97,865</b>    | <b>2,81,067</b>    | <b>2,81,615</b>    | <b>2,88,709</b>    |
| Metals, unenumerated . . .                        | 2,600                 | 3,285                 | 2,624                 | 3,754                 | 4,473                | 1,08,396           | 1,07,905           | 81,808             | 1,23,190           | 2,07,346           |
| Ores, unenumerated Tons                           | 3                     | ..                    | 16                    | ..                    | ..                   | 1,860              | ..                 | 3,195              | ..                 | ..                 |
| <b>Total of Metals . . .</b>                      | <b>140,301</b>        | <b>123,869</b>        | <b>120,775</b>        | <b>131,415</b>        | <b>147,195</b>       | <b>3,96,22,847</b> | <b>3,43,90,334</b> | <b>3,09,47,983</b> | <b>3,61,16,731</b> | <b>3,58,60,137</b> |
| <b>Total of Ores . . .</b>                        | <b>34</b>             | <b>72</b>             | <b>155</b>            | <b>100</b>            | <b>63</b>            | <b>25,850</b>      | <b>33,556</b>      | <b>34,858</b>      | <b>24,848</b>      | <b>18,361</b>      |
| <b>Total of Metals and Ores . . .</b>             | <b>140,285</b>        | <b>123,441</b>        | <b>120,930</b>        | <b>131,515</b>        | <b>147,258</b>       | <b>3,96,48,697</b> | <b>3,43,59,100</b> | <b>3,09,82,841</b> | <b>3,61,41,579</b> | <b>3,58,78,498</b> |
| <b>Oils—</b>                                      |                       |                       |                       |                       |                      |                    |                    |                    |                    |                    |
| <b>Animal—</b>                                    |                       |                       |                       |                       |                      |                    |                    |                    |                    |                    |
| Fish Oil (a) { Cwts. & Gals.                      | 931<br>12,226         | 17,779<br>219,917     | 2,073<br>25,592       | —<br>—                | —<br>—               | 13,322             | 2,01,616           | 22,760             | —                  | —                  |
| Fish or whale oil, hardened (b) . Cwts.           | —                     | —                     | —                     | 13,257                | 9,294                | —                  | —                  | —                  | 1,56,642           | 1,24,930           |
| Others (b) . Gals.                                | —                     | —                     | —                     | 8,442                 | 12,871               | —                  | —                  | —                  | 11,486             | 17,291             |
| Other kinds { Cwts. & Gals.                       | 26<br>333             | 109<br>1,359          | 27<br>354             | 15<br>180             | 11<br>123            | 1,093              | 2,755              | 688                | 206                | 445                |
| <b>Essential—</b>                                 |                       |                       |                       |                       |                      |                    |                    |                    |                    |                    |
| Synthetic { Lbs. & Gals.                          | 18,106<br>2,004       | 23,680<br>3,143       | 26,039<br>2,840       | 23,436<br>2,559       | 42,872<br>4,752      | 91,500             | 1,70,945           | 1,58,264           | 1,42,150           | 2,05,503           |
| <b>Natural—</b>                                   |                       |                       |                       |                       |                      |                    |                    |                    |                    |                    |
| Eucalyptus { Lbs. & Gals.                         | 3,885<br>426          | 4,909<br>542          | 4,336<br>473          | ..<br>..              | 4,978<br>543         | 12,949             | 8,722              | 11,093             | ..                 | 10,238             |
| Lavendar { Lbs. & Gals.                           | 50<br>6               | 484<br>54             | 1,366<br>199          | 1,907<br>210          | 2,938<br>327         | 330                | 3,493              | 10,440             | 15,070             | 27,267             |
| Lemon { Lbs. & Gals.                              | 3,394<br>368          | 2,880<br>307          | 3,334<br>378          | ..<br>..              | 9,962<br>1,106       | 11,326             | 9,400              | 10,659             | ..                 | 35,803             |
| Peppermint { Lbs. & Gals.                         | 9,470<br>1,050        | 11,904<br>1,314       | 14,613<br>1,630       | 6,112<br>372          | 12,853<br>1,427      | 42,746             | 45,158             | 50,908             | 22,571             | 45,800             |
| Other sorts { Lbs. & Gals.                        | 94,421<br>10,560      | 82,244<br>9,038       | 98,025<br>10,790      | 123,813<br>14,295     | 130,467<br>14,487    | 1,63,932           | 1,20,665           | 1,43,467           | 2,06,774           | 1,83,800           |
| <b>Mineral—</b>                                   |                       |                       |                       |                       |                      |                    |                    |                    |                    |                    |
| Fuel Oils { Tons & Gals.                          | 202,562<br>50,456,716 | 244,493<br>60,640,261 | 237,733<br>59,450,186 | 230,442<br>56,854,326 | 267,005<br>6,605,773 | 1,02,98,910        | 1,74,54,138        | 1,07,25,721        | 98,51,365          | 1,00,71,580        |
| <b>Kerosene—</b>                                  |                       |                       |                       |                       |                      |                    |                    |                    |                    |                    |
| In bulk . Gals.                                   | 25,198,978            | 22,850,256            | 20,210,592            | 23,141,766            | 23,098,342           | 1,27,07,692        | 63,20,949          | 48,82,807          | 31,23,585          | 72,61,741          |
| In tins . . .                                     | 932,379               | 576                   | 82,702                | 123,012               | 26                   | 6,80,176           | 359                | 60,538             | 92,837             | 10                 |

(a) Sub-divided into two heads from 1934-35.  
(b) Separately recorded from 1934-35.

No. 12—continued  
IMPORTS—continued

| PRINCIPAL AND OTHER ARTICLES   | QUANTITY  |           |           |           |           | VALUE       |             |             |             |             |
|--|-----------|-----------|-----------|-----------|-----------|-------------|-------------|-------------|-------------|-------------|
|  | 1931-32   | 1932-33   | 1933-34   | 1934-35   | 1935-36   | 1931-32     | 1932-33     | 1933-34     | 1934-35     | 1935-36     |
| BOMBAY—continued   |           |           |           |           |           | R           | R           | R           | R           | R           |
| BOMBAY (CHIEF PORT)—continued  |           |           |           |           |           |             |             |             |             |             |
| Oils—continued   |           |           |           |           |           |             |             |             |             |             |
| Mile 1—continued   |           |           |           |           |           |             |             |             |             |             |
| Lubricating oils . Gals.   | 2,897,824 | 2,838,538 | 2,980,575 | 3,060,932 | 3,283,497 | 84,62,801   | 88,86,101   | 29,92,781   | 33,08,927   | 34,35,162   |
| Petroleum dangerous flashing below 76°F including petrol, benzine and benzol . " | 2,981,410 | 2,800,808 | 1,800,914 | 882,036   | 600,488   | 16,48,588   | 12,95,674   | 3,25,678    | 2,20,740    | 1,72,340    |
| Paints, Solutions and Compositions dangerous flashing below 76°F . "             | 32,098    | 25,873    | 48,343    | 70,007    | 78,791    | 2,12,952    | 1,90,714    | 2,80,182    | 3,79,080    | 3,58,970    |
| White oil . "  | 192,277   | 104,897   | 110,888   | 110,510   | 350,057   | 1,98,071    | 1,32,378    | 68,255      | 62,375      | 3,31,841    |
| Other kinds . "  | 83,822    | 68,006    | 45,138    | 104,986   | 61,143    | 1,03,122    | 91,957      | 56,174      | 95,690      | 72,901      |
| Mineral grease . "   |           |           |           |           |           |             |             |             |             |             |
| (including petroleum jelly lbs.)   | 979,548   | 1,164,025 | 1,389,827 | 1,506,183 | 16,10,421 | 2,17,427    | 2,32,427    | 2,70,356    | 2,76,786    | 2,84,931    |
| Turkey red oil (a) Gals.   | —         | —         | 97        | —         | —         | —           | —           | 232         | —           | —           |
| Vegetable, non-essential—  |           |           |           |           |           |             |             |             |             |             |
| Cocoanut . { Cwts. & Gals.   | 2,035     | 130,358   | 28,412    | 20,986    | 6,048     | 35,115      | 19,65,023   | 2,10,819    | 2,16,019    | 84,703      |
|  | 24,844    | 1,578,939 | 294,710   | 280,633   | 76,791    |             |             |             |             |             |
| Linseed . { Cwts. & Gals.  | 9,850     | 9,714     | 9,417     | 9,608     | 8,305     | 3,59,055    | 3,25,877    | 3,21,882    | 3,04,048    | 2,54,848    |
|  | 122,434   | 120,579   | 117,535   | 118,285   | 1,02,653  |             |             |             |             |             |
| Other sorts . { Cwts. & Gals.  | 592       | 390       | 1,400     | 17,025    | 39,726    | 17,018      | 11,186      | 41,752      | 1,58,129    | 5,10,700    |
|  | 7,078     | 4,839     | 17,379    | 211,072   | 493,713   |             |             |             |             |             |
| Total of Oils . Value  | —         | —         | —         | —         | —         | 8,02,77,622 | 8,29,32,618 | 2,07,45,901 | 2,34,39,948 | 2,36,44,070 |
| Oil-cloth and floor-cloth . Sq. Yds.   | 800,116   | 376,146   | 392,121   | 516,948   | 483,575   | 2,26,674    | 2,93,079    | 2,78,025    | 3,22,714    | 3,05,753    |
| Oplam (b) . Lbs.   | ..        | ..        | ca. 10    | ..        | ..        | ..          | ..          | 58          | ..          | ..          |
| Paints and painters' materials—  |           |           |           |           |           |             |             |             |             |             |
| Paints and colours—  |           |           |           |           |           |             |             |             |             |             |
| Barites . Cwts.  | 8,327     | 10,168    | 8,808     | 31,203    | 6,661     | 25,046      | 29,816      | 32,071      | 80,372      | 17,213      |
| Blue paint or Paris blue . "   | 4,329     | 4,783     | 7,455     | 5,878     | 5,417     | 1,51,148    | 1,83,248    | 1,95,809    | 2,17,680    | 208,892     |
| Graphite . "   | 2,493     | 3,123     | 2,719     | 2,992     | 3,130     | 37,257      | 46,017      | 44,005      | 34,511      | 40,553      |
| Used lead—   |           |           |           |           |           |             |             |             |             |             |
| Genuine dry . "  | 5,253     | 10,693    | 10,323    | 10,884    | 10,641    | 87,032      | 1,38,064    | 1,26,523    | 1,40,108    | 1,80,950    |
| Reduced dry . "  | —         | 1,021     | 100       | ..        | ..        | ..          | 17,160      | 1,020       | ..          | ..          |
| White lead—  |           |           |           |           |           |             |             |             |             |             |
| Genuine dry . "  | 1,772     | 2,008     | 4,721     | 5,644     | 2,712     | 42,435      | 44,448      | 85,697      | 99,127      | 53,734      |
| Reduced dry . "  | 1         | 6         | 7         | 7         | 65        | 65          | 532         | 265         | 265         | 265         |
| Genuine moist . "  | 849       | 1,189     | 1,307     | 1,262     | 1,727     | 26,935      | 27,816      | 30,226      | 28,328      | 35,127      |
| Reduced moist . "  | 0         | 25        | 5         | 5         | 6         | 210         | 656         | 61          | 120         | 105         |
| Lithophone . "   | 620       | 209       | 3,428     | 1,155     | —         | 7,900       | 2,366       | 40,961      | 12,926      | —           |
| Lithophone dry . "   | —         | —         | —         | —         | 5,834     | —           | —           | —           | —           | 55,995      |
| White moist paints . "   | —         | —         | —         | —         | 335       | —           | —           | —           | —           | 5,583       |
| Zinc white—  |           |           |           |           |           |             |             |             |             |             |
| Genuine dry . "  | 4,610     | 3,076     | 9,214     | 778       | 6         | 90,928      | 62,609      | 1,15,289    | 13,707      | 85          |
| Reduced dry . "  | 101       | 399       | 429       | 40        | 120       | 2,823       | 6,769       | 5,968       | 468         | 1,591       |
| Genuine moist . "  | 18,399    | 23,126    | 28,970    | 22,240    | 21,540    | 4,64,351    | 4,86,184    | 5,28,718    | 4,70,940    | 4,51,324    |
| Reduced moist . "  | 50        | 305       | 193       | ..        | 47        | 460         | 3,541       | 3,298       | ..          | 75          |
| Other sorts—   |           |           |           |           |           |             |             |             |             |             |
| White dry . "  | 1,217     | 235       | 157       | 84        | ..        | 10,899      | 8,498       | 1,436       | 832         | ..          |
| Coloured dry . "   | 19,702    | 17,429    | 33,685    | 22,117    | 54,084    | 4,91,034    | 5,04,679    | 5,01,417    | 5,35,123    | 6,42,982    |
| White moist . "  | 5,318     | 5,205     | 4,675     | 5,189     | 4,291     | 1,15,412    | 1,39,377    | 1,24,912    | 1,34,645    | 1,15,937    |
| Coloured moist . "   | 23,362    | 21,032    | 25,112    | 23,178    | 23,273    | 7,53,786    | 7,32,421    | 7,66,771    | 7,29,394    | 7,20,200    |
| Painters' materials (other than paints and colours)—                             |           |           |           |           |           |             |             |             |             |             |
| Turpentine—  |           |           |           |           |           |             |             |             |             |             |
| Genuine Turpentine . "   | 904       | 431       | 710       | 1,084     | 651       | 22,881      | 14,979      | 22,230      | 43,728      | 19,611      |
| Turpentine substitute . "  | 1,546     | 1,225     | 1,385     | 1,070     | 1,212     | 25,107      | 13,165      | 20,934      | 17,420      | 18,530      |
| Varnish . "  | 6,700     | 7,104     | 8,875     | 0,074     | 7,825     | 3,66,466    | 3,90,591    | 4,34,151    | 4,34,082    | 3,90,689    |
| Other kinds . Value  | —         | —         | —         | —         | —         | 3,80,079    | 3,66,787    | 3,62,694    | 4,06,656    | 4,55,076    |
| Total of Paints and Painters' materials . "                                      | —         | —         | —         | —         | —         | 30,52,349   | 32,20,615   | 34,37,342   | 38,95,429   | 33,69,041   |
| Paper and Paste-board—   |           |           |           |           |           |             |             |             |             |             |
| Paper—   |           |           |           |           |           |             |             |             |             |             |
| Packing paper (c) Cwts.  | 98,497    | 159,649   | 110,690   | 145,254   | —         | 14,98,501   | 21,24,520   | 12,91,918   | 16,23,727   | —           |
| Packing and wrapping paper—  |           |           |           |           |           |             |             |             |             |             |
| Kraft including imitation kraft (d) . "  | —         | —         | —         | —         | 39,474    | —           | —           | —           | —           | 9,90,113    |
| Brown wrapping other sorts (d) . "   | —         | —         | —         | —         | 6,989     | —           | —           | —           | —           | 66,332      |
| Coloured machine glazed pressings (d) . "  | —         | —         | —         | —         | 3,647     | —           | —           | —           | —           | 36,790      |
| Manilla machine glazed or unglazed and sulphite envelope (d) . "                 | —         | —         | —         | —         | 17,407    | —           | —           | —           | —           | 1,69,559    |
| Fancy including embossed paper (d) . "   | —         | —         | —         | —         | 1,438     | —           | —           | —           | —           | 61,956      |
| Other sorts (d) . "  | —         | —         | —         | —         | 74,934    | —           | —           | —           | —           | 12,27,334   |

(a) Separately recorded from 1933-34.

(b) Retained as a special case.

(c) New Subdivisions of Paper introduced from 1935-36.

(d) Separately specified from 1935-36.

TRADE AT CHIEF PORT  
BOMBAY

( 92 )

No. 12—continued  
IMPORTS—continued

| PRINCIPAL AND OTHER ARTICLES                                      | QUANTITY |         |         |          |           | VALUE     |             |           |           |             |
|---|----------|---------|---------|----------|-----------|-----------|-------------|-----------|-----------|-------------|
|   | 1931-32  | 1932-33 | 1933-34 | 1934-35  | 1935-36   | 1931-32   | 1932-33     | 1933-34   | 1934-35   | 1935-36     |
| <b>BOMBAY—continued</b>   |          |         |         |          |           | R         | R           | R         | R         | R           |
| <b>BOMBAY (CHIEF PORT)—contd.</b>                                 |          |         |         |          |           |           |             |           |           |             |
| Paper and Pasteboard—contd.                                       |          |         |         |          |           |           |             |           |           |             |
| Printing paper—   |          |         |         |          |           |           |             |           |           |             |
| Machine glazed poster paper (a) Cwts.                             | —        | —       | —       | —        | 10,010    | —         | —           | —         | —         | 1,99,017    |
| Litho paper (a) . . . . .   | —        | —       | —       | —        | 1,724     | —         | —           | —         | —         | 23,468      |
| White printing papers other than machine glazed poster and litho— |          |         |         |          |           |           |             |           |           |             |
| News printing (a) . . . . .                                       | —        | —       | —       | —        | 2,32,594  | —         | —           | —         | —         | 10,38,389   |
| Others (a) . . . . .  | —        | —       | —       | —        | 52,025    | —         | —           | —         | —         | 7,48,078    |
| Other sorts (a) . . . . .   | —        | —       | —       | —        | 07,361    | —         | —           | —         | —         | 10,10,848   |
| Newsprinting (b) . . . . .  | 151,721  | 177,934 | 208,478 | 192,284  | —         | 15,84,514 | 17,44,438   | 16,23,769 | 14,08,150 | —           |
| Other sorts (b) . . . . .   | 59,542   | 89,597  | 93,747  | 89,295   | —         | 11,79,186 | 18,56,408   | 15,61,737 | 14,30,562 | —           |
| Writing paper and envelopes—                                      |          |         |         |          |           |           |             |           |           |             |
| Asure laid or wove and ledger (a) . . . . .                       | —        | —       | —       | —        | 2,046     | —         | —           | —         | —         | 70,704      |
| Cream (a) . . . . .   | —        | —       | —       | —        | 18,011    | —         | —           | —         | —         | 2,56,561    |
| Other sorts of writing paper (a) . . . . .                        | —        | —       | —       | —        | 54,634    | —         | —           | —         | —         | 11,94,592   |
| Writing pads (a) . . . . .  | —        | —       | —       | —        | 719       | —         | —           | —         | —         | 32,773      |
| Boxed stationery (a) . . . . .                                    | —        | —       | —       | —        | 3,661     | —         | —           | —         | —         | 1,10,535    |
| Writing paper (Reams in large sheets (b) and Cwts.)               | 518,956  | 451,783 | 468,054 | 335,164  | —         | 17,32,361 | 16,20,738   | 14,91,107 | 11,84,014 | —           |
| Note and letter paper and envelopes (b) Cwts.                     | 72,702   | 87,482  | 71,865  | 50,052   | —         | —         | —           | —         | —         | —           |
| Envelopes imported separately (b) . . . . .                       | 2,632    | 2,073   | 2,302   | 1,828    | —         | 1,21,567  | 1,00,539    | 60,680    | 80,265    | —           |
| Blotting paper (a) . . . . .                                      | 7,336    | 6,353   | 5,216   | 6,184    | —         | 3,42,308  | 3,01,139    | 2,13,578  | 2,41,010  | —           |
| Old newspapers in sales and bags . . . . .                        | —        | —       | —       | —        | 2,718     | —         | —           | —         | —         | 69,610      |
| Other kinds of paper . . . . .                                    | 176,153  | 166,616 | 179,692 | 182,710  | 166,761   | 8,00,667  | 7,50,582    | 7,56,639  | 7,36,073  | 6,57,835    |
| Paper manufactures—   |          |         |         |          |           |           |             |           |           |             |
| Pasteboard, millboard, and cardboard of all kinds—                | 25,718   | 39,021  | 38,560  | 48,946   | 10,626    | 8,35,529  | 11,91,972   | 11,25,368 | 13,35,705 | 3,43,693    |
| Straw boards . . . . .  | 5,213    | 5,152   | 5,702   | 12,637   | 13,959    | 2,48,502  | 3,03,667    | 3,69,446  | 5,04,632  | 6,31,238    |
| Other kinds . . . . .   | 118,641  | 153,469 | 92,185  | 114,994  | 116,278   | 6,73,279  | 9,12,919    | 4,14,715  | 5,11,954  | 4,83,204    |
| Manufactures of pasteboard, millboard and cardboard . . . . .     | 31,497   | 56,409  | 44,881  | 62,357   | 64,483    | 4,79,575  | 6,94,646    | 5,54,624  | 7,32,393  | 7,09,407    |
| Total of Paper and Pasteboard . . . . .                           | 902      | 1,422   | 1,819   | 1,753    | 2,138     | 45,545    | 44,438      | 82,639    | 82,692    | 60,849      |
| Paper making Materials—   |          |         |         |          |           |           |             |           |           |             |
| Pulp of wood . . . . .  | 749,554  | 893,618 | 850,137 | 9,17,903 | 10,14,636 | 95,41,172 | 1,10,56,914 | 95,67,159 | 98,81,882 | 1,07,53,887 |
| Bags and other materials . . . . .                                | 86,716   | 29,123  | 39,027  | 31,348   | 29,924    | 3,17,094  | 2,26,146    | 2,89,179  | 2,39,262  | 2,17,097    |
| Total . . . . .   | 86,716   | 29,123  | 39,027  | 31,348   | 29,924    | 3,17,094  | 2,26,146    | 2,89,179  | 2,39,262  | 2,17,097    |
| Perfumery not being perfumed spirits . . . . .                    | —        | —       | —       | —        | —         | 1,16,994  | 1,14,440    | 76,594    | 81,071    | 72,879      |
| Pitch and Tar—  |          |         |         |          |           |           |             |           |           |             |
| Coal tar and pitch . . . . .                                      | 38,256   | 39,982  | 35,205  | 28,036   | 33,869    | 1,48,478  | 1,81,170    | 99,893    | 67,432    | 79,710      |
| Stockholm tar and pitch . . . . .                                 | 1,692    | 1,495   | 1,580   | 1,726    | 2,322     | 18,361    | 10,334      | 10,418    | 15,686    | 22,258      |
| Total of Pitch and Tar . . . . .                                  | 39,948   | 41,477  | 36,785  | 29,762   | 36,191    | 1,66,839  | 1,47,604    | 1,16,806  | 83,118    | 1,01,968    |
| Polishes—   |          |         |         |          |           |           |             |           |           |             |
| Polishes and compositions for application to leather . . . . .    | —        | —       | —       | —        | —         | 3,08,311  | 3,72,690    | 3,97,027  | 4,08,748  | 4,06,041    |
| Polishes and compositions for application to metals . . . . .     | —        | —       | —       | —        | —         | 1,81,005  | 1,54,316    | 1,77,868  | 1,78,114  | 1,83,699    |
| Wood polish . . . . .   | —        | —       | —       | —        | —         | 21,266    | 29,415      | 58,588    | 68,340    | 42,988      |
| Other sorts . . . . .   | —        | —       | —       | —        | —         | 27,485    | 52,083      | 85,318    | 68,910    | 70,359      |
| Total of Polishes . . . . .                                       | —        | —       | —       | —        | —         | 5,74,467  | 6,09,504    | 7,18,793  | 7,24,112  | 7,08,082    |
| Precious Stones and pearls, unset—                                |          |         |         |          |           |           |             |           |           |             |
| Diamonds . . . . .  | —        | —       | —       | —        | —         | 24,05,321 | 29,21,607   | 32,93,376 | 23,42,124 | 22,93,912   |
| Other Precious stones . . . . .                                   | —        | —       | —       | —        | —         | 66,804    | 72,289      | 1,64,499  | 1,85,970  | 57,953      |
| Pearls . . . . .  | —        | —       | —       | —        | —         | 10,54,844 | 10,05,981   | 11,04,274 | 6,20,591  | 4,38,742    |
| Total of Precious stones and pearls, unset . . . . .              | —        | —       | —       | —        | —         | 35,16,969 | 39,99,877   | 45,62,149 | 31,48,685 | 27,90,607   |

\* Inclusive of imports by postal packets referred to Collectors of Customs for assessment.  
(a) Separately shown from 1935-36.  
(b) Discontinued from 1935-36.

No. 12—continued  
IMPORTS—continued

| PRINCIPAL AND OTHER ARTICLES  | QUANTITY   |  |  |   |  | VALUE  |   |   |   |   |
|---|--|--|--|---|--|--|---|---|---|---|
|   | 1931-32  | 1932-33  | 1933-34  | 1934-35   | 1935-36  | 1931-32  | 1932-33   | 1933-34   | 1934-35   | 1935-36   |
| <b>BOMBAY—continued</b>   |  |  |  |   |  |  |   |   |   |   |
| <b>BOMBAY (CHIEF PORT)—continued</b>  |  |  |  |   |  |  |   |   |   |   |
| Printing and Litho-<br>graphing machi-<br>nery and mate-<br>rials (excluding<br>paper)—<br>Printing and<br>Lithographing<br>Presses . . . . . Value   | —  | —  | —  | —   | —  | 4,59,346   | 4,93,956  | 6,17,440  | 6,54,829  | 8,14,232  |
| Printing type . Cwts.   | 314  | 420  | 334  | 303   | 507  | 57,153   | 66,014  | 51,069  | 50,194  | 75,308  |
| Printers' and Litho-<br>grapher's ink . Value   | —  | —  | —  | —   | —  | 2,95,404   | 2,36,494  | 2,79,770  | 3,18,951  | 3,72,769  |
| Other materials . . . . .   | —  | —  | —  | —   | —  | 2,02,469   | 1,64,799  | 2,25,074  | 2,14,101  | 2,77,877  |
| Total, Printing,<br>etc. . . . .  | —  | —  | —  | —   | —  | 10,14,374  | 9,61,238  | 11,78,359   | 12,38,076   | 15,40,326   |
| Prints, Engravings,<br>and Pictures—<br>Photographs and<br>picture post-<br>cards . . . . .   | —  | —  | —  | —   | —  | 83,449   | 17,798  | 28,387  | 99,956  | 89,584  |
| Others . . . . .  | —  | —  | —  | —   | —  | 2,76,628   | 1,11,135  | 225   | 1,04,815  | 1,06,751  |
| Total of Prints,<br>etc. . . . .  | —  | —  | —  | —   | —  | 4,10,077   | 1,28,921  | 86,612  | 1,96,771  | 1,46,285  |
| Provisions and Oil-<br>man's stores (in-<br>cluding Fish and<br>fruits, and vege-<br>tables canned or<br>bottled)—<br>Bacon and hams . Cwts.<br>Biscuits and<br>cakes . . . . .   | 1,578<br>4,134   | 2,235<br>4,051   | 4,475<br>6,674   | 4,654<br>8,150  | 3,504<br>8,461   | 1,29,844<br>4,07,882   | 1,07,274<br>3,90,008  | 3,59,745<br>5,99,897  | 3,13,071<br>689,950   | 3,62,201<br>7,35,790  |
| Butter (including canned)<br>Canned and bottled<br>provisions (not spe-<br>cified elsewhere)—<br>Canned or bottled<br>fruits . . . . .  | 308<br>1,777   | 401<br>3,211   | 1,008<br>8,452   | 1,476<br>9,482  | 1,438<br>11,607  | 36,096<br>43,796   | 37,753<br>63,450  | 83,019<br>1,05,332  | 1,07,471<br>1,69,270  | 1,22,978<br>2,57,053  |
| Tinned or canned fish<br>Vegetable products<br>(Vegetable ghee,<br>etc.) . . . . .  | 304<br>40,162  | 555<br>18,708  | 2,105<br>1,310   | 2,015<br>2,063  | 3,033<br>1,028   | 11,540<br>14,07,225  | 24,778<br>7,32,686  | 96,082<br>48,837  | 87,034<br>47,507  | 1,38,547<br>31,157  |
| Others (including<br>Cheese (including<br>canned) . . . . .<br>Cocoa and choco-<br>late . . . . .   | 40,115<br>1,250<br>292   | 45,128<br>1,670<br>545   | 23,028<br>2,996<br>822   | 23,900<br>3,300<br>999  | 20,481<br>3,328<br>1,217   | 20,00,510<br>1,07,568<br>21,038  | 23,14,091<br>1,37,623<br>30,278   | 10,75,833<br>2,89,175<br>63,169   | 10,97,368<br>2,50,844<br>74,986   | 10,47,411<br>2,39,218<br>79,003   |
| Confectionery . Cwts.<br>Farinaceous and patent foods—<br>Farinaceous foods<br>in bulk . Cwts.<br>Milk foods for<br>infants and in-<br>valids (wholly or<br>mainly milk) . . . . .<br>Other sorts . . . . .<br>Ghee . . . . .<br>Isinglass . . . . .<br>Jams and jellies<br>Milk, condensed<br>and preserved,<br>including milk<br>cream . . . . .<br>Pickles, chutnies,<br>sauces, and con-<br>diments . . . . .<br>Other sorts of Provi-<br>sions . . . . . Value | 6,232<br>66,549<br>1,290<br>1,124<br>776<br>287<br>468<br>4,022<br>347 | 5,952<br>71,007<br>1,353<br>2,611<br>116<br>666<br>1,584<br>4,332<br>756 | 7,059<br>59,252<br>3,531<br>6,746<br>138<br>156<br>4,502<br>8,317<br>1,489 | 8,458<br>82,813<br>2,064<br>7,511<br>70<br>283<br>4,779<br>7,452<br>1,093 | 11,766<br>82,040<br>896<br>7,793<br>97<br>309<br>6,002<br>8,790<br>1,706 | 5,33,723<br>6,56,232<br>2,45,684<br>95,516<br>51,444<br>62,389<br>13,789<br>1,65,621<br>45,760 | 4,62,933<br>6,06,652<br>2,19,680<br>1,95,960<br>7,785<br>93,622<br>56,781<br>1,58,409<br>74,464 | 5,81,197<br>4,57,927<br>8,14,406<br>5,04,769<br>7,756<br>10,023<br>1,57,046<br>2,70,489<br>1,32,615 | 5,80,332<br>6,98,542<br>2,66,195<br>4,92,320<br>3,900<br>46,478<br>1,59,177<br>3,06,184<br>1,00,354 | 7,40,054<br>6,37,640<br>1,99,707<br>5,09,557<br>4,914<br>47,013<br>1,91,720<br>3,53,576<br>1,36,348 |
| Total of provi-<br>sions, etc. . . . .  | —  | —  | —  | —   | —  | 74,81,734  | 68,84,301   | 60,24,543   | 61,30,343   | 65,78,501   |
| <b>Rubber—</b>  |  |  |  |   |  |  |   |   |   |   |
| Raw . . . . . Lbs.  | 298,408  | 39,955   | 435,995  | 444,891   | 385,392  | 74,615   | 15,917  | 97,994  | 1,40,116  | 1,26,897  |
| Manufactures—<br>Pneumatic motor<br>covers . . . . . No.  | 97,503   | 109,001  | 113,606  | 125,518   | 112,223  | 36,33,956  | 45,25,903   | 38,70,726   | 43,49,456   | 45,66,600   |
| Pneumatic motor<br>tubes . . . . .  | 105,143  | 110,557  | 106,831  | 127,043   | 112,380  | 6,12,584   | 7,02,450  | 5,31,264  | 6,11,732  | 5,97,302  |
| Pneumatic motor<br>cycle covers . . . . .   | 2,230  | 2,214  | 2,066  | 1,353   | 1,236  | 28,470   | 31,845  | 25,554  | 16,640  | 15,518  |
| Pneumatic motor<br>cycle tubes . . . . .  | 4,423  | 4,430  | 3,613  | 2,196   | 1,245  | 10,050   | 11,629  | 8,315   | 5,051   | 3,049   |
| Pneumatic cycle<br>covers . . . . .   | 698,668  | 480,703  | 527,288  | 491,488   | 604,471  | 10,61,432  | 6,77,100  | 6,33,740  | 6,19,207  | 7,55,018  |
| Pneumatic cycle<br>tubes . . . . .  | 774,810  | 644,918  | 716,515  | 751,305   | 711,299  | 5,99,863   | 3,35,597  | 3,75,587  | 3,64,994  | 3,79,454  |
| Solid rubber tyre<br>for motor<br>vehicles . . . . .  | 1,341  | 1,250  | 1,693  | 1,352   | 1,586  | 1,74,177   | 1,52,289  | 2,06,965  | 1,92,708  | 1,81,796  |
| Other Manufactures<br>except apparel<br>and boots and<br>shoes . . . . . Value  | —  | —  | —  | —   | —  | 7,75,607   | 7,89,411  | 8,17,464  | 12,51,007   | 10,26,445   |
| Total of Rubber . . . . .   | —  | —  | —  | —   | —  | 69,70,954  | 72,88,091   | 66,24,659   | 75,50,903   | 78,82,078   |

TRADE AT CHIEF PORT  
BOMBAY

( 94 )

No. 12—continued  
IMPORTS—continued

| PRINCIPAL AND OTHER ARTICLES   | QUANTITY |           |           |           |           | VALUE     |           |           |           |           |
|--|----------|-----------|-----------|-----------|-----------|-----------|-----------|-----------|-----------|-----------|
|  | 1931-32  | 1932-33   | 1933-34   | 1934-35   | 1935-36   | 1931-32   | 1932-33   | 1933-34   | 1934-35   | 1935-36   |
| BOMBAY—continued   |          |           |           |           |           |           |           |           |           |           |
| BOMBAY (CHIEF PORT)—continued  |          |           |           |           |           |           |           |           |           |           |
| Seeds—   |          |           |           |           |           |           |           |           |           |           |
| Oil-seeds—   |          |           |           |           |           |           |           |           |           |           |
| Essential . . . Tons   | 483      | 374       | 311       | 255       | 117       | 1,71,360  | 1,12,641  | 1,16,522  | 91,084    | 41,670    |
| Non-essential—<br>Copra or coco-<br>nut kernel . . . "   | 767      | 3,408     | 17,868    | 22,462    | 30,987    | 2,23,026  | 7,15,515  | 27,20,819 | 29,74,927 | 53,80,775 |
| Sesamum (oil or<br>linseed) . . . "  | 80       | ..        | ..        | 203       | 62        | 9,595     | ..        | ..        | 31,487    | 8,492     |
| Others . . . "   | 730      | 160       | 48        | 218       | 541       | 80,407    | 17,958    | 6,039     | 31,542    | 71,005    |
| Other than Oil-<br>seeds . . . "   | 198      | 110       | 84        | 50        | 62        | 38,173    | 17,521    | 19,208    | 9,890     | 15,547    |
| Total of Seeds . . . "   | 2,258    | 4,052     | 18,311    | 23,278    | 31,760    | 5,23,010  | 8,08,935  | 28,68,488 | 31,38,930 | 55,20,588 |
| Shells and Cowries—  |          |           |           |           |           |           |           |           |           |           |
| Cowries . . . Cwts.  | 13,718   | 7,763     | 4,584     | 5,527     | 3,094     | 61,527    | 35,270    | 20,206    | 27,366    | 28,331    |
| Shells—<br>Shells (chanks,<br>sankhli, large or-<br>namental shells,<br>cowras, mother-<br>of-pearl shells,<br>and oyster<br>shells) . . . " | 1,280    | 98        | 191       | 704       | 537       | 29,005    | 6,918     | 3,618     | 19,265    | 13,939    |
| Tortoise shell (in-<br>cluding nakhia<br>or nakh) . . . Lbs.   | 18,661   | 27,910    | 14,718    | 14,722    | 14,176    | 24,948    | 33,725    | 14,772    | 18,640    | 17,360    |
| Total of Shells<br>and Cowries Value   | —        | —         | —         | —         | —         | 1,15,810  | 75,008    | 38,706    | 65,270    | 70,130    |
| Smoker's requisites<br>(excluding Tobacco) "   | —        | —         | —         | —         | —         | 78,032    | 54,101    | 1,32,816  | 1,70,858  | 1,04,235  |
| Soap—  |          |           |           |           |           |           |           |           |           |           |
| Household and<br>laundry soap in<br>bars or tablets Cwts.  | 108,386  | 99,600    | 98,230    | 65,946    | 3,640     | 20,07,974 | 17,35,027 | 15,08,427 | 10,33,716 | 61,921    |
| Toilet soap . . . "  | 7,889    | 3,699     | 15,052    | 11,540    | 9,574     | 8,05,824  | 7,37,631  | 8,07,198  | 7,94,691  | 7,40,487  |
| Other sorts . . . "  | 4,749    | 3,328     | 1,931     | 1,854     | 1,402     | 1,60,866  | 1,45,483  | 71,081    | 50,693    | 42,643    |
| Total of Soap . . . "  | 121,024  | 111,627   | 115,293   | 79,340    | 14,016    | 29,74,664 | 26,18,141 | 25,44,706 | 18,79,099 | 8,48,000  |
| Spices—  |          |           |           |           |           |           |           |           |           |           |
| Betelnuts . . . "  | 135,747  | 201,646   | 204,523   | 100,779   | 222,221   | 18,00,535 | 23,38,464 | 18,45,752 | 15,85,272 | 19,03,947 |
| Cassia . . . "   | 30,267   | 28,017    | 31,037    | 50,726    | 41,628    | 4,02,043  | 3,57,312  | 3,52,407  | 3,68,043  | 5,30,686  |
| Cloves . . . "   | 65,544   | 49,708    | 57,744    | 58,408    | 53,808    | 31,67,585 | 28,20,537 | 26,68,990 | 21,78,704 | 17,40,597 |
| Ginger . . . "   | 294      | 501       | 942       | 11,539    | 6,802     | 8,890     | 13,971    | 15,840    | 2,03,317  | 1,82,621  |
| Nutmegs . . . "  | 4,837    | 4,557     | 4,914     | 4,379     | 4,530     | 2,58,605  | 1,94,522  | 1,76,460  | 1,28,376  | 1,45,282  |
| Pepper . . . "   | 5,860    | 8,237     | 6,374     | 2,152     | 112,524   | 3,64,577  | 4,11,238  | 2,00,518  | 58,472    | 21,20,830 |
| Other sorts . . . "  | 2,318    | 3,281     | 1,901     | 2,505     | 2,660     | 1,66,457  | 1,50,645  | 1,11,312  | 87,714    | 1,01,080  |
| Total of Spices . . . "  | 244,862  | 295,942   | 307,435   | 300,488   | 444,353   | 62,37,642 | 60,96,139 | 53,07,315 | 45,60,398 | 67,24,262 |
| Starch, Dextrine and<br>Farina—  |          |           |           |           |           |           |           |           |           |           |
| Starch . . . "   | 88,901   | 72,968    | 91,849    | 139,374   | 107,356   | 7,95,249  | 6,72,023  | 7,14,463  | 11,06,478 | 8,62,790  |
| Farina and potato<br>flour . . . "   | 97,484   | 83,522    | 75,045    | 83,265    | 83,084    | 7,18,599  | 6,16,635  | 5,47,410  | 6,13,583  | 6,18,022  |
| Asso flour . . . "   | 168,524  | 199,529   | 204,356   | 168,723   | 213,246   | 8,50,071  | 8,96,897  | 8,37,750  | 6,84,668  | 9,42,135  |
| Dextrine (s) . . . "   | —        | 13,772    | 18,488    | 20,524    | 25,190    | —         | 1,68,990  | 1,68,809  | 2,68,322  | 2,38,197  |
| Total of Starch, Dextrine<br>and Farina . . . "  | 349,859  | 375,091   | 389,738   | 420,886   | 428,876   | 23,63,910 | 23,51,000 | 22,68,381 | 26,63,551 | 26,61,744 |
| Stationery—  |          |           |           |           |           |           |           |           |           |           |
| Stationery (ex-<br>cluding paper)—<br>Pencils (excluding<br>safety pencils) Dozens   | 791,631  | 1,307,691 | 1,181,800 | 1,136,518 | 1,083,498 | 1,14,267  | 1,54,231  | 1,92,604  | 3,42,007  | 3,67,684  |
| Other sorts . . . Value  | —        | —         | —         | —         | —         | 21,51,430 | 21,79,032 | 18,51,327 | 20,82,216 | 21,49,859 |
| Total of Stationery . . . "  | —        | —         | —         | —         | —         | 22,65,697 | 23,33,303 | 20,43,931 | 24,24,223 | 25,17,543 |
| Stone and Marble—  |          |           |           |           |           |           |           |           |           |           |
| Stone and marble . . . Tons  | 2,655    | 4,375     | 5,727     | 6,931     | 13,526    | 1,35,868  | 1,97,679  | 2,41,457  | 3,46,388  | 4,73,755  |
| Articles of stone<br>and marble . . . "  | 41       | 57        | 150       | 105       | 46        | 26,664    | 44,233    | 63,726    | 46,926    | 28,968    |
| Total of Stone and<br>Marble . . . "   | 2,696    | 4,432     | 5,877     | 7,036     | 13,572    | 1,62,532  | 2,41,912  | 3,05,183  | 3,93,314  | 5,02,723  |

No. 12—continued  
IMPORTS—continued

| PRINCIPAL AND OTHER ARTICLES                                    | QUANTITY         |                  |                  |                  |                  | VALUE              |                    |                    |                  |                  |
|---|------------------|------------------|------------------|------------------|------------------|--------------------|--------------------|--------------------|------------------|------------------|
|   | 1931-32          | 1932-33          | 1933-34          | 1934-35          | 1935-36          | 1931-32            | 1932-33            | 1933-34            | 1934-35          | 1935-36          |
| <b>BOMBAY—continued</b>   |                  |                  |                  |                  |                  |                    |                    |                    |                  |                  |
| <b>BOMBAY (CHIEF PORT)—continued</b>                            |                  |                  |                  |                  |                  | R                  | R                  | R                  | R                | R                |
| <b>Sugar—</b>   |                  |                  |                  |                  |                  |                    |                    |                    |                  |                  |
| Sugar 28 Dutch standard and above Tons                          | 67,018           | 103,121          | 93,736           | 71,070           | 78,715           | 76,07,923          | 1,06,75,009        | 95,20,911          | 71,83,741        | 79,25,728        |
| Sugar below 28 Dutch standard but not below 16 Dutch standard " | 3,010            | 3                | ..               | ..               | ..               | 3,01,144           | 969                | 67                 | 1                | ..               |
| Sugar, 15 Dutch standard and below "                            | 429              | 1                | ..               | ..               | ..               | 1,08,041           | 360                | 160                | ..               | ..               |
| Beet Sugar "  | 61,214           | 3,778            | 4,804            | 9,215            | 3,900            | 61,50,236          | 8,50,371           | 4,00,039           | 9,9,404          | 3,96,023         |
| Molasses . . "  | 287              | ..               | ..               | ..               | ..               | 15,118             | ..                 | 113                | 77               | 7                |
| <b>Total of Sugar</b> ..  | <b>131,958</b>   | <b>111,904</b>   | <b>98,540</b>    | <b>80,285</b>    | <b>82,615</b>    | <b>1,41,80,527</b> | <b>1,15,72,709</b> | <b>1,00,17,230</b> | <b>81,08,228</b> | <b>83,22,365</b> |
| <b>Tallow and Stearine—</b>                                     |                  |                  |                  |                  |                  |                    |                    |                    |                  |                  |
| Grease (excluding mineral grease) Cwts.                         | 711              | 1,325            | 249              | 19               | 55               | 14,590             | 29,460             | 6,264              | 1,140            | 2,200            |
| Othersorts . . "  | 99,746           | 105,256          | 84,909           | 106,378          | 99,839           | 16,23,911          | 18,92,371          | 14,71,954          | 17,22,896        | 21,04,256        |
| <b>Total of Tallow and Stearine</b> ..                          | <b>100,457</b>   | <b>106,581</b>   | <b>85,158</b>    | <b>106,397</b>   | <b>99,894</b>    | <b>16,38,501</b>   | <b>19,21,831</b>   | <b>14,78,218</b>   | <b>17,24,036</b> | <b>21,06,456</b> |
| <b>Tea—</b>   |                  |                  |                  |                  |                  |                    |                    |                    |                  |                  |
| Black . . . . . Lbs.  | 2,490,978        | 1,501,698        | 728,833          | 492,718          | 542,104          | 15,09,177          | 9,45,420           | 4,60,416           | 3,37,837         | 3,69,317         |
| Green . . . . . "   | 2,909,341        | 3,005,552        | 3,306,753        | 1,559,426        | 3,537,034        | 19,33,217          | 18,30,864          | 16,94,396          | 8,57,945         | 10,39,323        |
| <b>Total of Tea</b> . . . . . "                                 | <b>5,400,319</b> | <b>4,507,250</b> | <b>4,035,586</b> | <b>2,052,144</b> | <b>4,130,088</b> | <b>34,42,394</b>   | <b>27,76,284</b>   | <b>21,54,812</b>   | <b>11,95,782</b> | <b>20,09,140</b> |
| <b>Textile—</b>   |                  |                  |                  |                  |                  |                    |                    |                    |                  |                  |
| <b>Cotton—</b>  |                  |                  |                  |                  |                  |                    |                    |                    |                  |                  |
| Raw . . . . . Tons  | 75,809           | 82,175           | 41,482           | 57,803           | 72,330           | 6,70,11,907        | 7,04,25,141        | 3,41,06,653        | 5,00,81,592      | 6,56,44,188      |
| Waste . . . . . Cwts.   | ..               | ..               | ..               | 1                | ..               | ..                 | 17                 | ..                 | 16               | ..               |
| <b>Twist and yarn—</b>  |                  |                  |                  |                  |                  |                    |                    |                    |                  |                  |
| <b>Grey (unbleached)—</b>                                       |                  |                  |                  |                  |                  |                    |                    |                    |                  |                  |
| Nos. 1 to 10 Lbs.   | ..               | ..               | 8,000            | 39,083           | ..               | ..                 | ..                 | 3,500              | 11,494           | ..               |
| " 11 to 15 "  | 810              | ..               | 11,800           | ..               | 70               | 746                | ..                 | 4,350              | ..               | 39               |
| " 16 to 20 "  | 15,235           | 604,500          | 131,821          | 126,400          | 5,593            | 7,304              | 3,05,966           | 75,862             | 65,819           | 2,862            |
| " 21 to 25 "  | ..               | ..               | ..               | 40,467           | 7,742            | ..                 | ..                 | ..                 | 25,377           | 4,919            |
| " 26 to 30 "  | 12,372           | 5,050            | 10,900           | 37,394           | 3,090            | 10,818             | 4,082              | 9,075              | 29,615           | 2,333            |
| " 31 to 40 "  | 3,120,239        | 4,766,345        | 1,562,554        | 1,458,364        | 2,042,345        | 21,49,261          | 31,11,172          | 10,29,008          | 10,04,278        | 12,50,127        |
| " 41 to 50 "  | 61,020           | 181,685          | 209,317          | 227,557          | 372,467          | 58,332             | 1,20,493           | 1,95,465           | 2,13,710         | 2,99,923         |
| " 51 to 60 "  | 89,333           | 181,724          | 68,303           | 1,344,322        | 1,458,437        | 94,464             | 1,13,551           | 63,460             | 14,22,257        | 12,17,633        |
| " 61 to 100 "   | 62,603           | 66,141           | 158,133          | 160,810          | 401,544          | 86,002             | 61,167             | 1,83,038           | 1,94,712         | 5,48,768         |
| Above No. 100 "   | 400              | 2,151            | 2,168            | ..               | 14,331           | 762                | 2,151              | 3,263              | ..               | 19,132           |
| Two-folds (doubles) (a) "                                       | 2,578,733        | 2,422,316        | 2,320,448        | ..               | ..               | 25,37,495          | 30,90,509          | 20,53,214          | ..               | ..               |
| Nos. 1 to 25 (b) "  | ..               | ..               | ..               | 22,920           | ..               | ..                 | ..                 | ..                 | 15,336           | ..               |
| " 26 to 50 (b) "  | ..               | ..               | ..               | 2,211,315        | 3,090,451        | ..                 | ..                 | ..                 | 15,84,195        | 21,56,091        |
| " 51 to 80 (b) "  | ..               | ..               | ..               | 1,477,232        | 2,029,637        | ..                 | ..                 | ..                 | 15,90,616        | 18,36,532        |
| Above No. 80 (b) "  | ..               | ..               | ..               | 151,615          | 209,643          | ..                 | ..                 | ..                 | 2,31,214         | 3,03,004         |
| <b>White (bleached)—</b>  |                  |                  |                  |                  |                  |                    |                    |                    |                  |                  |
| Above No. 50 . . . . . "  | 4,327            | 7,153            | 1,800            | 12,692           | 10,053           | 6,713              | 10,694             | 3,012              | 22,232           | 16,841           |
| Others . . . . . "  | 20               | 27,924           | 3,922            | 336              | 21,307           | 15                 | 18,591             | 3,637              | 699              | 18,336           |
| <b>White two-folds (doubles) (a) . . . . . "</b>                | <b>1,535,052</b> | <b>1,708,895</b> | <b>1,358,605</b> | <b>..</b>        | <b>..</b>        | <b>15,19,164</b>   | <b>15,94,373</b>   | <b>12,11,495</b>   | <b>..</b>        | <b>..</b>        |
| Nos. 1 to 25 (b) "  | ..               | ..               | ..               | 11,391           | 4,003            | ..                 | ..                 | ..                 | 13,159           | 4,339            |
| " 26 to 50 (b) "  | ..               | ..               | ..               | 1,137,353        | 999,212          | ..                 | ..                 | ..                 | 10,62,443        | 8,17,994         |
| " 51 to 80 (b) "  | ..               | ..               | ..               | 990              | 24,415           | ..                 | ..                 | ..                 | 1,319            | 23,264           |
| Above No. 80 (b) "  | ..               | ..               | ..               | 310              | 43               | ..                 | ..                 | ..                 | 241              | 204              |
| <b>Coloured—</b>  |                  |                  |                  |                  |                  |                    |                    |                    |                  |                  |
| Nos. 31 to 40 "   | 22,771           | 3,140            | 10,950           | 4,500            | 1,200            | 24,535             | 2,531              | 10,039             | 4,324            | 1,140            |
| " 41 to 50 "  | 22,000           | 14,012           | 10,000           | ..               | ..               | 22,053             | 12,336             | 9,600              | ..               | ..               |
| Others . . . . . "  | 6                | 900              | 5,033            | 500              | 6,205            | 4                  | 847                | 5,996              | 750              | 4,630            |
| Two-folds (doubles) (a) "                                       | 4,970            | 160              | 1,943            | ..               | ..               | 5,513              | 492                | 1,772              | ..               | ..               |
| Nos. 1 to 25 (b) "  | ..               | ..               | ..               | ..               | 9,365            | ..                 | ..                 | ..                 | ..               | ..               |
| " 26 to 50 (b) "  | ..               | ..               | ..               | ..               | ..               | ..                 | ..                 | ..                 | ..               | ..               |
| " 51 to 80 (b) "  | ..               | ..               | ..               | 20               | ..               | ..                 | ..                 | ..                 | 26               | ..               |
| Above No. 80 (b) "  | ..               | ..               | ..               | ..               | ..               | ..                 | ..                 | ..                 | ..               | ..               |

(a) Shown under sub-heads from 1934-35.  
(b) Shown from 1934-35.



No. 12—continued  
IMPORTS—continued

| PRINCIPAL AND OTHER ARTICLES                               | QUANTITY   |            |            |                    |                    | VALUE       |             |           |             |             |
|--|------------|------------|------------|--------------------|--------------------|-------------|-------------|-----------|-------------|-------------|
|  | 1931-32    | 1932-33    | 1933-34    | 1934-35            | 1935-36            | 1931-32     | 1932-33     | 1933-34   | 1934-35*    | 1935-36     |
|  |            |            |            |                    |                    | R           | R           | R         | R           | R           |
| <b>BOMBAY—continued</b>                                    |            |            |            |                    |                    |             |             |           |             |             |
| <b>BOMBAY (CHIEF PORT)—continued</b>                       |            |            |            |                    |                    |             |             |           |             |             |
| <b>Textiles—continued</b>                                  |            |            |            |                    |                    |             |             |           |             |             |
| <b>Cotton—continued</b>                                    |            |            |            |                    |                    |             |             |           |             |             |
| <b>Twist and yarn—continued</b>                            |            |            |            |                    |                    |             |             |           |             |             |
| Mercerised cotton yarn . . . Lbs.                          | 1,500      | 5,373      | 1,400      | 9,596              | 4,000              | 2,029       | 6,695       | 1,001     | 8,006       | 3,382       |
| Mercerised twofolds (double)(a) . . . "                    | 4,493,117  | 6,440,149  | 3,650,519  | —                  | —                  | 66,89,573   | 79,02,448   | 37,94,327 | —           | —           |
| Nos. 1 to 25(b) . . . "                                    | —          | —          | —          | 403                | 649                | —           | —           | —         | 647         | 1,183       |
| " 26 to 50(b) . . . "                                      | —          | —          | —          | 385,674            | 274,400            | —           | —           | —         | 3,42,837    | 2,26,918    |
| " 51 to 80(b) . . . "                                      | —          | —          | —          | 3,689,480          | 5,736,417          | —           | —           | —         | 40,81,090   | 64,13,534   |
| Above No. 80(b) . . . "                                    | —          | —          | —          | 1,259,447          | 2,053,302          | —           | —           | —         | 17,31,569   | 24,56,680   |
| Unspecified descriptions of Twist and Yarn (a) . . . "     | 14,748     | 12,342     | 5,893      | —                  | —                  | 30,171      | 20,011      | 11,597    | —           | —           |
| Nos. 1 to 50(b) . . . "                                    | —          | —          | —          | 4,223              | 7,307              | —           | —           | —         | 5,499       | 8,012       |
| Above No. 50(b) . . . "                                    | —          | —          | —          | 4,069              | 4,217              | —           | —           | —         | 8,750       | 8,857       |
| Total of Twist and Yarn Manufactures . . . "               | 12,091,010 | 17,391,371 | 9,533,594  | 14,319,817         | 18,043,525         | 1,32,95,914 | 1,64,69,500 | 86,82,186 | 1,36,73,723 | 1,07,97,520 |
| Blankets . . . Lbs.  | 8,222      | 15,262     | 14,171     | 68,511             | 109,012            | 7,548       | 12,413      | 10,683    | 62,211      | 93,949      |
| Braids(b) . . . "  | —          | —          | —          | 4,283              | 625                | —           | —           | —         | 5,130       | 420         |
| Canvas . . . Yds.  | 209,681    | 323,074    | 176,892    | 266,530            | 272,076            | 1,49,535    | 1,95,733    | 2,07,004  | 2,14,294    | 1,77,460    |
| Handkerchiefs and shawls in the piece—                     |            |            |            |                    |                    |             |             |           |             |             |
| Handkerchiefs . . . No.                                    | 23,143     | 733,875    | 715,276    | 439,502            | 890,420            | 2,459       | 71,737      | 55,745    | 50,232      | 89,002      |
| Shawls . . . "   | —          | 1,568      | —          | —                  | 4,870              | —           | 1,583       | —         | —           | 3,518       |
| Hosiery—   |            |            |            |                    |                    |             |             |           |             |             |
| In the piece (Knitted fabrics) (c) . . . Lbs.              | —          | —          | —          | —                  | 614,989            | —           | —           | —         | —           | 7,31,845    |
| Stockings and Socks, Doz. pairs                            | 335,798    | 404,150    | 400,211    | 255,300<br>337,051 | 161,849<br>231,342 | 4,80,331    | 4,35,435    | 4,46,634  | 4,00,896    | 2,91,048    |
| Underwear . . . Lbs.                                       | 314,509    | 651,345    | 701,736    | 538,893<br>403,600 | 233,595<br>200,250 | 7,92,222    | 12,01,167   | 13,34,495 | 6,18,214    | 3,00,595    |
| Other kinds . . . Yds.                                     | —          | —          | —          | —                  | —                  | 7,741       | 59,304      | 1,04,335  | 3,66,747    | 78,570      |
| Total of Hosiery . . . "                                   | —          | —          | —          | —                  | —                  | 12,39,394   | 17,46,456   | 13,85,464 | 14,45,857   | 14,02,658   |
| Lees and patent net . . . Yds.                             | 615,192    | 828,262    | 924,943    | 1,249,212          | 1,044,643          | 3,02,957    | 3,69,533    | 3,93,000  | 4,36,000    | 4,07,706    |
| <b>Piece-goods—</b>  |            |            |            |                    |                    |             |             |           |             |             |
| <b>Grey (unbleached)—</b>                                  |            |            |            |                    |                    |             |             |           |             |             |
| <b>Plain Grey—</b>   |            |            |            |                    |                    |             |             |           |             |             |
| Drills and Jeans . . . Yards                               | 1,043,471  | 718,777    | 632,772    | 417,792            | 453,176            | 2,49,396    | 1,49,084    | 1,05,753  | 1,03,476    | 1,10,448    |
| Jaconets, including Madapolams, Mulls and Cambrics . . . " | 10,314,874 | 13,277,078 | 19,275,630 | 10,213,937         | 10,386,904         | 10,15,482   | 14,32,073   | 11,22,220 | 11,56,392   | 11,69,965   |
| Longcloth and Shirtings . . . "                            | 43,164,896 | 61,033,333 | 51,430,112 | 69,637,694         | 76,213,167         | 31,17,396   | 37,14,925   | 33,39,907 | 31,30,386   | 30,24,052   |
| Sheetings . . . "  | 3,709,705  | 4,892,333  | 1,392,273  | 390,663            | 135,915            | 6,31,323    | 7,41,106    | 2,34,065  | 88,341      | 17,970      |
| Unspecified descriptions . . . "                           | 1,153,593  | 799,338    | 714,231    | 635,499            | 636,703            | 1,85,732    | 91,905      | 74,914    | 31,239      | 38,242      |
| Total, Plain Grey . . . "                                  | 64,391,539 | 80,512,454 | 64,395,048 | 31,345,590         | 37,335,955         | 1,01,49,334 | 1,11,29,093 | 78,66,393 | 1,05,00,334 | 1,10,11,577 |
| <b>Bordered Grey—</b>                                      |            |            |            |                    |                    |             |             |           |             |             |
| Dhatis, Saris and Scarves . . . "                          | 336,317    | 3,613,347  | 3,341,203  | 1,393,154          | 2,441,651          | 62,714      | 6,37,806    | 5,26,527  | 3,46,730    | 4,41,732    |
| Unspecified descriptions . . . "                           | —          | —          | —          | —                  | —                  | —           | —           | —         | —           | —           |
| Total, Bordered Grey . . . "                               | 336,317    | 3,613,347  | 3,341,203  | 1,393,154          | 2,441,651          | 62,714      | 6,37,806    | 5,26,527  | 3,46,730    | 4,41,732    |
| Total, Grey (unbleached Plain and Bordered) . . . "        | 64,727,856 | 84,125,801 | 67,736,251 | 32,738,744         | 39,777,606         | 1,02,12,048 | 1,17,66,899 | 83,92,920 | 1,08,47,064 | 1,14,53,309 |
| <b>White (bleached)—</b>                                   |            |            |            |                    |                    |             |             |           |             |             |
| Checks, Spots, and Stripes . . . "                         | 307,333    | 1,064,793  | 1,046,533  | 976,049            | 892,541            | 90,921      | 2,90,695    | 3,04,765  | 3,46,804    | 2,31,164    |
| Dhatis, Saris, and Scarves . . . "                         | 133,333    | 279,530    | 2,629,231  | 1,934,086          | 1,525,344          | 25,609      | 69,515      | 6,72,314  | 5,19,274    | 4,01,373    |
| Drills and Jeans . . . "                                   | 1,039,332  | 1,779,146  | 2,503,303  | 1,900,930          | 2,750,484          | 4,91,533    | 7,72,201    | 10,55,601 | 7,73,775    | 11,44,361   |
| Embroidered all over(b) . . . "                            | —          | —          | —          | 3,729,334          | 2,311,433          | —           | —           | —         | 15,06,633   | 10,10,332   |
| Flannel and Flannelettes . . . "                           | 24,539     | 45,032     | 2,492      | 30,140             | 22,435             | 5,713       | 9,097       | 2,005     | 3,431       | 3,032       |

(a) Shown under sub-heads from 1934-35.  
 (b) Shown from 1934-35.  
 (c) Separately shown from 1935-36.  
 \*Prior to 1934-35 quantity recorded in Dozen Pairs only.



No. 12—continued  
IMPORTS—continued

| PRINCIPAL AND OTHER ARTICLES                                      | QUANTITY    |             |             |             |             | VALUE        |              |             |              |              |
|---|-------------|-------------|-------------|-------------|-------------|--------------|--------------|-------------|--------------|--------------|
|   | 1931-32     | 1932-33     | 1933-34     | 1934-35     | 1935-36     | 1931-32      | 1932-33      | 1933-34     | 1934-35      | 1935-36      |
| <b>BOMBAY—continued</b>   |             |             |             |             |             |              |              |             |              |              |
| <b>BOMBAY (CHIEF PORT)—continued</b>                              |             |             |             |             |             |              |              |             |              |              |
| <b>Textiles—continued</b>   |             |             |             |             |             |              |              |             |              |              |
| Coloured, printed or dyed—<br>contd.                              |             |             |             |             |             |              |              |             |              |              |
| Woven coloured Goods—contd.                                       |             |             |             |             |             |              |              |             |              |              |
| Shirtings . . . Yards   | 282,521     | 685,520     | 141,809     | 53,986      | 87,240      | 58,020       | 1,15,930     | 51,160      | 28,176       | 45,107       |
| Twills . . . . .  | 395,570     | 1,961,465   | 438,800     | 54,628      | 23,014      | 56,777       | 2,51,420     | 48,326      | 7,212        | 2,889        |
| Velvet and Velvetin . .   | 463,348     | 1,247,986   | 1,355,579   | 3,690,077   | 1,922,078   | 2,79,868     | 5,05,611     | 4,82,536    | 13,80,293    | 6,40,774     |
| Unspecified descriptions . .                                      | 94,822      | 163,871     | 176,759     | 88,926      | 54,934      | 61,700       | 80,126       | 65,092      | 60,840       | 24,580       |
| Total of Woven coloured Goods . .                                 | 4,037,584   | 11,543,790  | 5,555,355   | 5,668,464   | 3,033,524   | 10,90,251    | 27,47,698    | 16,74,676   | 21,80,024    | 11,63,236    |
| Total of Woven coloured, printed or dyed goods . .                | 53,327,082  | 148,825,574 | 110,160,613 | 131,200,473 | 128,314,730 | 1,21,62,182  | 2,83,03,535  | 2,03,53,440 | 2,78,14,640  | 2,22,57,625  |
| Fents not more than 9 yards in length (a) . .                     | 13,439,094  | 23,586,561  | 24,094,216  | —           | —           | 23,40,283    | 37,87,400    | 31,22,725   | —            | —            |
| Others of . . . . .   | 774,555     | 2,564,292   | 341,899     | —           | —           | 1,98,828     | 6,03,503     | 68,377      | —            | —            |
| Total of Fents of all descriptions . .                            | 14,213,649  | 26,150,853  | 24,436,115  | —           | —           | 25,39,111    | 43,90,903    | 31,91,102   | —            | —            |
| Total of Piece-goods . .  | 171,022,843 | 334,965,655 | 265,805,374 | 262,076,873 | 203,525,188 | 3,34,58,738  | 5,02,53,206  | 4,40,70,056 | 4,94,43,184  | 4,38,47,521  |
| Goods of cotton mixed with other materials (b) . .                | —           | —           | —           | —           | 13,610      | —            | —            | —           | —            | 20,779       |
| Rops . . . . . Lbs.   | 739,195     | 925,300     | 430,862     | 1,593,791   | 624,348     | 6,67,583     | 5,05,410     | 3,83,038    | 5,08,012     | 5,31,880     |
| Thread sewing (c) . .   | 695,667     | 816,038     | 744,413     | —           | —           | 20,71,096    | 22,56,598    | 20,31,253   | —            | —            |
| Thread—   |             |             |             |             |             |              |              |             |              |              |
| Sewing or darn-<br>ing (d) . . . . .                              | —           | —           | —           | 1,018,703   | 773,856     | —            | —            | —           | 26,36,507    | 20,59,367    |
| Others (d) . . . . .  | —           | —           | —           | 100,656     | 93,962      | —            | —            | —           | 3,47,073     | 3,18,088     |
| Towels in the<br>piece (d) . . . . . Yards                        | —           | —           | —           | 2,328       | 1,910       | —            | —            | —           | 1,613        | 758          |
| Other sorts of<br>manufactures . . . . . Value                    | —           | —           | —           | —           | —           | 3,07,592     | 4,91,962     | 3,64,304    | 2,90,260     | 3,01,035     |
| Total of Cotton<br>Manufactures . . . . .                         | —           | —           | —           | —           | —           | 3,62,08,007  | 6,49,04,061  | 4,97,11,547 | 5,54,81,413  | 4,92,61,909  |
| Total of Cotton . . . . .   | —           | —           | —           | —           | —           | 11,94,15,828 | 15,17,98,728 | 9,25,90,386 | 11,92,86,744 | 12,97,03,317 |
| Fents not exceeding 4 yds. in length (d) {<br>Flax—               |             |             |             |             |             |              |              |             |              |              |
| Yards   | —           | —           | —           | 37,533,407  | 41,340,364  | —            | —            | —           | 62,81,151    | 63,80,143    |
| Lbs.  | —           | —           | —           | 4,623,181   | 8,650,045   | —            | —            | —           | —            | —            |
| Manufactures—   |             |             |             |             |             |              |              |             |              |              |
| Canvas . . . . . Yards  | 363,831     | 269,193     | 412,708     | 520,228     | 330,469     | 2,55,476     | 1,46,534     | 2,44,149    | 2,97,259     | 2,40,979     |
| Piece-goods . . . . .   | 447,967     | 506,375     | 406,896     | 138,628     | 97,032      | 1,86,634     | 2,12,536     | 1,60,228    | 30,356       | 68,658       |
| Thread, sewing . . . . . Lbs.                                     | 12,652      | 22,733      | 15,278      | 15,758      | 14,524      | 23,348       | 47,030       | 31,874      | 37,477       | 30,659       |
| Other sorts . . . . .   | 116,437     | 91,140      | 91,027      | 91,796      | 137,093     | 2,02,376     | 1,46,866     | 1,26,472    | 1,36,917     | 2,01,137     |
| Others . . . . . Value  | —           | —           | —           | —           | —           | 2            | 60           | 1,159       | 346          | 409          |
| Total of Flax . . . . .   | —           | —           | —           | —           | —           | 6,73,332     | 5,53,076     | 5,63,832    | 5,52,355     | 5,50,833     |
| Haberdashery and<br>Millinery—<br>Lace and Embroidery . . . . .   | —           | —           | —           | —           | —           | 5,83,039     | 8,09,414     | 6,45,291    | 8,47,650     | 6,07,234     |
| Ribbons (d) . . . . . Yards                                       | —           | —           | —           | 4,566,222   | 4,585,861   | —            | —            | —           | 1,28,081     | 96,750       |
| Towels not in the<br>piece . . . . . No.                          | 62,683      | 201,148     | 1,190,658   | 192,319     | 91,392      | 15,213       | 38,685       | 1,47,997    | 34,326       | 32,691       |
| Other sorts . . . . . Value                                       | —           | —           | —           | —           | —           | 13,07,804    | 16,12,205    | 12,98,506   | 32,32,447    | 19,84,206    |
| Total of Haberdashery and Millinery . . . . .                     | —           | —           | —           | —           | —           | 19,10,856    | 24,60,894    | 20,86,794   | 32,92,503    | 27,81,081    |
| Hemp—   |             |             |             |             |             |              |              |             |              |              |
| Raw . . . . . Cwts.   | 809         | 418         | 912         | 639         | 340         | 13,724       | 8,569        | 13,506      | 10,753       | 6,492        |
| Manufactures (excluding cordage)—<br>Bags and sacks . . . . . No. | ..          | 0,000       | ..          | 170,450     | 428,056     | ..           | 1,534        | ..          | 14,270       | 30,956       |
| Other sorts . . . . . Value                                       | —           | —           | —           | —           | —           | 7,026        | 24,653       | 32,931      | 17,000       | 15,520       |
| Total of Hemp . . . . .   | —           | —           | —           | —           | —           | 20,750       | 34,756       | 46,437      | 42,119       | 61,074       |
| Jute—   |             |             |             |             |             |              |              |             |              |              |
| Twist and yarn . . . . . Lbs.                                     | 575         | 390         | 479         | 560         | ..          | 169          | 112          | 117         | 166          | ..           |
| Manufactures—<br>Canvas . . . . . Yards                           | 10,670      | 6,479       | 20,549      | 47,391      | 12,952      | 5,862        | 5,553        | 16,087      | 24,537       | 10,546       |
| Gunny bags . . . . . No.  | 1,409,386   | 1,173,941   | 978,465     | 293,650     | 924,950     | 3,04,893     | 2,07,000     | 1,50,362    | 58,350       | 1,21,474     |
| Rops and Twines . . . . . Cwts.                                   | 288         | 201         | 199         | 243         | 234         | 21,313       | 12,475       | 9,547       | 14,975       | 10,542       |
| Other Kinds . . . . . Value                                       | —           | —           | —           | —           | —           | 4,684        | 852          | 2,617       | 13,316       | 31,336       |
| Total of Jute . . . . .   | —           | —           | —           | —           | —           | 8,36,921     | 2,26,001     | 1,87,780    | 1,11,344     | 1,73,898     |

(a) Discontinued from 1934-35.  
(b) Introduced from 1935-36.  
(c) New sub-heads introduced from 1934-35.  
(d) Shown from 1934-35.

No. 12—continued  
IMPORTS—continued

| PRINCIPAL AND OTHER ARTICLES                                   | QUANTITY                  |                              |                              |                             |                             | VALUE                          |                                |                                |                                |                            |
|--|---------------------------|------------------------------|------------------------------|-----------------------------|-----------------------------|--------------------------------|--------------------------------|--------------------------------|--------------------------------|----------------------------|
|  | 1931-32                   | 1932-33                      | 1933-34                      | 1934-35                     | 1935-36                     | 1931-32                        | 1932-33                        | 1933-34                        | 1934-35                        | 1935-36                    |
| <b>BOMBAY—continued</b>  |                           |                              |                              |                             |                             | R                              | R                              | R                              | R                              | R                          |
| <b>BOMBAY (CHIEF PORT)—continued</b>                           |                           |                              |                              |                             |                             |                                |                                |                                |                                |                            |
| <b>Textiles—continued.</b>                                     |                           |                              |                              |                             |                             |                                |                                |                                |                                |                            |
| <b>Silk—</b>   |                           |                              |                              |                             |                             |                                |                                |                                |                                |                            |
| Raw(d) Lbs.  | 1,031,922                 | 2,302,290                    | 1,652,825                    | —                           | —                           | 41,83,044                      | 82,78,727                      | 48,79,616                      | —                              | —                          |
| Silk, raw, and silk cocoons(b)                                 | —                         | —                            | —                            | 1,509,121                   | —                           | —                              | —                              | —                              | 40,13,084                      | —                          |
| Silk, raw and cocoons—   |                           |                              |                              |                             |                             |                                |                                |                                |                                |                            |
| Waste products including duplions(c)                           | —                         | —                            | —                            | —                           | 109,205                     | —                              | —                              | —                              | —                              | 4,55,785                   |
| Hand reeled(e)   | —                         | —                            | —                            | —                           | 144,514                     | —                              | —                              | —                              | —                              | 3,00,504                   |
| Other sorts(e)   | —                         | —                            | —                            | —                           | 904,073                     | —                              | —                              | —                              | —                              | 26,23,011                  |
| Waste (d)  | 4,000                     | 8,000                        | —                            | —                           | —                           | 11,588                         | 16,942                         | —                              | —                              | —                          |
| Silk yarn, nolls, and warps(d)                                 | 1,440,529                 | 2,582,410                    | 1,026,859                    | —                           | —                           | 43,23,353                      | 75,64,534                      | 37,66,126                      | —                              | —                          |
| Silk yarn—   |                           |                              |                              |                             |                             |                                |                                |                                |                                |                            |
| Made from silk other than waste or nolls(e)                    | —                         | —                            | —                            | —                           | 28,070                      | —                              | —                              | —                              | —                              | 1,15,453                   |
| Made from silk waste or nolls(v)                               | —                         | —                            | —                            | 2,424,843                   | 2,526,851                   | —                              | —                              | —                              | 58,13,070                      | 50,86,181                  |
| Manufactures—  |                           |                              |                              |                             |                             |                                |                                |                                |                                |                            |
| Hosiery socks and stockings made chiefly of silk(e)            | —                         | —                            | —                            | { 5,514<br>4,082 }          | { 4,007<br>3,485 }          | —                              | —                              | —                              | 40,107                         | 42,022                     |
| Silk piece-goods(a)  | { Yards<br>Lbs. }         | { 16,218,538<br>20,352,406 } | { 30,404,480<br>30,404,480 } | { 28,418,927<br>2,279,978 } | { —<br>— }                  | { 1,50,10,244<br>1,52,41,730 } | { 1,52,41,730<br>1,52,41,730 } | { 1,50,06,633<br>1,50,06,633 } | { 1,06,49,227<br>1,06,49,227 } | { —<br>— }                 |
| Silk piece-goods—  |                           |                              |                              |                             |                             |                                |                                |                                |                                |                            |
| Ponjee(c)  | { Yards<br>Lbs. }         | { —<br>— }                   | { —<br>— }                   | { —<br>— }                  | { 4,927,006<br>420,507 }    | { —<br>— }                     | { —<br>— }                     | { —<br>— }                     | { —<br>— }                     | { 9,90,411<br>9,90,411 }   |
| Fuji, Boseki and Corded (spun silk)(c)                         | { Yards<br>Lbs. }         | { —<br>— }                   | { —<br>— }                   | { —<br>— }                  | { 5,417,427<br>563,400 }    | { —<br>— }                     | { —<br>— }                     | { —<br>— }                     | { —<br>— }                     | { 18,80,306<br>18,80,306 } |
| Cropes and Georgettes(c)                                       | { Yards<br>Lbs. }         | { —<br>— }                   | { —<br>— }                   | { —<br>— }                  | { 3,003,528<br>266,770 }    | { —<br>— }                     | { —<br>— }                     | { —<br>— }                     | { —<br>— }                     | { 16,30,518<br>16,30,518 } |
| Satins and Tafetas(c)  | { Yards<br>Lbs. }         | { —<br>— }                   | { —<br>— }                   | { —<br>— }                  | { 2,174,550<br>113,214 }    | { —<br>— }                     | { —<br>— }                     | { —<br>— }                     | { —<br>— }                     | { 6,02,428<br>6,02,428 }   |
| Others (e)   | { Yards<br>Lbs. }         | { —<br>— }                   | { —<br>— }                   | { —<br>— }                  | { 8,273,147<br>579,686 }    | { —<br>— }                     | { —<br>— }                     | { —<br>— }                     | { —<br>— }                     | { 25,25,651<br>25,25,651 } |
| Goods of silk mixed with other materials (Lbs.)                | { Yards<br>Lbs. }         | { 2,455,733<br>4,987 }       | { 4,774,668<br>3,586 }       | { 7,195,175<br>2,072 }      | { 11,795,165<br>1,512,603 } | { 7,905,261<br>945,128 }       | { 17,02,700<br>62,158 }        | { 27,37,141<br>51,885 }        | { 42,58,336<br>48,823 }        | { 63,20,655<br>85,409 }    |
| Thread for sewing  | Lbs.                      | 4,987                        | 3,586                        | 2,072                       | 3,847                       | 1,422                          | 62,158                         | 51,885                         | 48,823                         | 85,409                     |
| Other sorts  | Lbs.                      | 10,392                       | 20,219                       | 21,421                      | 11,085                      | 1,914                          | 71,517                         | 1,08,042                       | 94,671                         | 17,240                     |
| Total of Silk Value  |                           | —                            | —                            | —                           | —                           | 2,04,87,708                    | 3,80,37,007                    | 2,90,49,100                    | 2,68,88,861                    | 2,10,85,201                |
| <b>Wool—</b>   |                           |                              |                              |                             |                             |                                |                                |                                |                                |                            |
| Raw Yarn and knitting wool—                                    |                           |                              |                              |                             |                             |                                |                                |                                |                                |                            |
| Worsted yarn for weaving                                       | Lbs.                      | 3,897,328                    | 3,622,234                    | 1,904,098                   | 2,516,202                   | 2,485,724                      | 10,04,530                      | 18,23,871                      | 12,45,593                      | 15,21,652                  |
| Knitting wool  | Lbs.                      | 23,797                       | 50,993                       | 379,602                     | 661,831                     | 183,897                        | 98,120                         | 48,410                         | 4,05,369                       | 10,40,493                  |
| Manufactures—  |                           |                              |                              |                             |                             |                                |                                |                                |                                |                            |
| Blankets and rugs other than floor rugs                        | Lbs.                      | 361,874                      | 416,416                      | 154,482                     | 193,243                     | 238,066                        | 5,23,654                       | 5,71,600                       | 2,52,743                       | 3,13,394                   |
| Carpets and floor rugs   | Lbs.                      | 523,264                      | 703,354                      | 1,045,773                   | 1,467,489                   | 1,286,174                      | 4,37,012                       | 6,25,036                       | 3,64,937                       | 13,07,971                  |
| Hosiery(f)   | Lbs.                      | 190,902                      | 122,488                      | 70,510                      | 63,592                      | 83,048                         | 3,52,921                       | 2,70,748                       | 1,17,099                       | 1,21,858                   |
| Hosiery—   |                           |                              |                              |                             |                             |                                |                                |                                |                                |                            |
| Woolen knitted apparel(c)                                      | Lbs.                      | 64,379                       | 90,324                       | 103,373                     | 144,509                     | —                              | 2,58,823                       | 2,24,490                       | 2,50,118                       | 3,89,465                   |
| Other sorts(c)   | Lbs.                      | —                            | —                            | —                           | —                           | 93,851                         | —                              | —                              | —                              | 2,50,246                   |
| Woolen and worsted Piece-goods                                 | { Yards<br>Lbs. }         | { 1,447,626<br>3,780,848 }   | { 3,780,848<br>3,780,848 }   | { 4,131,197<br>4,131,197 }  | { 4,783,214<br>2,209,593 }  | { 2,981,476<br>1,389,091 }     | { 23,70,029<br>58,22,923 }     | { 62,17,242<br>62,17,242 }     | { 70,53,313<br>70,53,313 }     | { 44,73,252<br>44,73,252 } |
| Goods of wool mixed with other materials(e)                    | { Yards<br>Lbs. }         | { —<br>— }                   | { —<br>— }                   | { —<br>— }                  | { 1,263,546<br>745,699 }    | { 932,738<br>673,365 }         | { —<br>— }                     | { —<br>— }                     | { 19,04,333<br>19,04,333 }     | { 14,75,571<br>14,75,571 } |
| Ruffle cloth and shawl cloth(c)                                | { Yards<br>Lbs. }         | { —<br>— }                   | { —<br>— }                   | { —<br>— }                  | { 35,703<br>15,715 }        | { —<br>— }                     | { —<br>— }                     | { —<br>— }                     | { —<br>— }                     | { 28,393<br>28,393 }       |
| Roller cloth, clearer cloth and sizing flannel(c)              | { Yards<br>Lbs. }         | { —<br>— }                   | { —<br>— }                   | { —<br>— }                  | { 110,792<br>134,247 }      | { —<br>— }                     | { —<br>— }                     | { —<br>— }                     | { —<br>— }                     | { 3,35,756<br>3,35,756 }   |
| Shawls and Lohis No.   | Lbs.                      | 9,757                        | 24,532                       | 43,487                      | 74,609                      | 84,067                         | 47,229                         | 1,31,423                       | 2,01,202                       | 3,32,826                   |
| Other sorts  | Lbs.                      | 91,824                       | 173,057                      | 160,300                     | 1,398,784                   | 709,313                        | 1,47,995                       | 2,24,104                       | 1,97,864                       | 12,09,782                  |
| Total of Wool Value  |                           | —                            | —                            | —                           | —                           | —                              | 57,65,324                      | 97,42,701                      | 98,51,832                      | 1,51,97,937                |
| <b>Artificial Silk—</b>  |                           |                              |                              |                             |                             |                                |                                |                                |                                |                            |
| Artificial Silk Yarn   | Lbs.                      | 5,318,604                    | 6,387,411                    | 5,058,251                   | 10,310,361                  | 6,829,506                      | 55,78,708                      | 53,63,520                      | 60,99,870                      | 78,34,190                  |
| Manufactures—  |                           |                              |                              |                             |                             |                                |                                |                                |                                |                            |
| Hosiery socks and stockings made chiefly of artificial silk(e) | { Doz.<br>Pairs<br>Lbs. } | { —<br>—<br>— }              | { —<br>—<br>— }              | { —<br>—<br>— }             | { 87,885<br>94,225 }        | { 61,279<br>57,320 }           | { —<br>— }                     | { —<br>— }                     | { 1,90,488<br>1,90,488 }       | { 1,54,170<br>1,54,170 }   |

(a) Discontinued from 1935-36.  
(b) Separately shown in 1934-35 and discontinued from 1935-36.  
(c) Separately shown from 1935-36.  
(d) Discontinued from 1934-35.  
(e) Separately shown from 1934-35.  
(f) New sub-divisions introduced from 1935-36.

No. 12—continued  
IMPORTS—continued

| PRINCIPAL AND OTHER ARTICLES   | QUANTITY   |            |            |            |            | VALUE        |              |              |              |              |
|--|------------|------------|------------|------------|------------|--------------|--------------|--------------|--------------|--------------|
|  | 1931-32    | 1932-33    | 1933-34    | 1934-35    | 1935-36    | 1931-32      | 1932-33      | 1933-34      | 1934-35      | 1935-36      |
| <b>BOMBAY—continued</b>  |            |            |            |            |            |              |              |              |              |              |
| <b>BOMBAY (CHIEF PORT)—continued</b>   |            |            |            |            |            |              |              |              |              |              |
| Textiles—continued   |            |            |            |            |            |              |              |              |              |              |
| Artificial Silk—continued  |            |            |            |            |            |              |              |              |              |              |
| Piece-goods made entirely of Artificial silk . . . . . Yards   | 50,081,251 | 80,565,844 | 31,099,332 | 52,130,313 | 57,985,041 | 1,39,63,548  | 1,84,53,052  | 86,67,850    | 1,40,19,537  | 1,55,17,780  |
| Piece-goods made of Cotton and Artificial silk (a) . . . . . "   | 5,857,705  | 6,763,404  | 9,133,820  | —          | —          | 22,97,825    | 30,20,593    | 31,05,941    | —            | —            |
| Goods of artificial silk mixed with other materials—Containing 50 per cent. or more cotton (b). . . . . "                                  | —          | —          | —          | 7,773,943  | 5,318,808  | —            | —            | —            | 25,00,764    | 15,09,367    |
| Containing no cotton or less than 50 per cent. cotton (b). . . . . "   | —          | —          | —          | 493,961    | 433,313    | —            | —            | —            | 5,67,038     | 5,09,427     |
| Piece-goods made of Cotton embroidered or superimposed with mt. silk. (c) . . . . . "  | —          | —          | 2,940,734  | —          | —          | —            | —            | 18,03,400    | —            | —            |
| Other sorts . . . . . Value  | —          | —          | —          | —          | —          | 5,35,106     | 8,75,539     | 12,56,343    | 3,37,115     | 3,89,130     |
| Total of Artificial Silk . . . . . "   | —          | —          | —          | —          | —          | 2,22,75,187  | 2,77,12,704  | 1,94,08,410  | 2,56,16,138  | 2,37,83,937  |
| Fabrics containing gold and silver thread (b) . . . . . Value  | —          | —          | —          | —          | —          | —            | —            | —            | 38,078       | 32,014       |
| Other Textiles—  |            |            |            |            |            |              |              |              |              |              |
| Raw . . . . . Cwt.   | ..         | 21         | 3          | 733        | 1,435      | ..           | 200          | 1,166        | 59,363       | 84,974       |
| Manufactured . . . . . Value   | —          | —          | —          | —          | —          | 23           | 40           | 3,728        | 33,637       | 527          |
| Total of Other Textiles . . . . . "  | —          | —          | —          | —          | —          | 22           | 200          | 4,894        | 93,000       | 85,501       |
| Total of Textiles . . . . . "  | —          | —          | —          | —          | —          | 17,08,85,923 | 22,64,55,667 | 15,38,79,525 | 19,76,48,330 | 19,55,87,323 |
| Tobacco—   |            |            |            |            |            |              |              |              |              |              |
| Unmanufactured . . . . . Lbs.  | 40,033     | 512,025    | 181,416    | 47,275     | 10,472     | 41,727       | 5,20,036     | 2,42,148     | 27,412       | 15,601       |
| Manufactured—  |            |            |            |            |            |              |              |              |              |              |
| Cigars . . . . . { No. 641,521 455,448 463,962 390,900 306,744 }<br>{ Lbs. 10,254 7,468 7,502 6,224 6,323 }                                |            |            |            |            |            | 54,180       | 44,203       | 30,561       | 30,434       | 30,000       |
| Cigarettes † . . . . . { No. 103,379,275 98,793,233 78,520,755 77,607,986 90,008,375 }<br>{ Lbs. 261,054 259,536 209,649 203,541 255,045 } |            |            |            |            |            | 12,16,594    | 10,02,986    | 7,47,271     | 8,10,321     | 9,67,382     |
| Tobacco for pipes and cigarettes . . . . . "   | 14,713     | 767        | 312        | 384        | 634        | 60,105       | 2,770        | 972          | 504          | 1,001        |
| Other sorts . . . . . "  | 23,998     | 26,082     | 32,080     | 27,926     | 27,944     | 1,08,858     | 1,13,077     | 1,44,050     | 1,15,573     | 1,05,845     |
| Total of Tobacco . . . . . "   | 360,052    | 805,916    | 431,019    | 285,350    | 310,068    | 14,32,415    | 17,43,072    | 11,74,002    | 9,84,804     | 11,21,188    |
| Postal requisites (not specified elsewhere) . . . . . Value  | —          | —          | —          | —          | —          | 17,56,401    | 18,08,800    | 10,34,860    | 21,69,133    | 24,00,592    |
| Toys and requisites for games and sports, including fishing tackle—  |            |            |            |            |            |              |              |              |              |              |
| Toys . . . . . "   | —          | —          | —          | —          | —          | 9,63,415     | 14,21,027    | 17,05,061    | 15,47,210    | 13,03,800    |
| Requisites for games and sports (excluding firearms, etc.)—  |            |            |            |            |            |              |              |              |              |              |
| Playing cards . . . . . "  | —          | —          | —          | —          | —          | 2,62,367     | 3,69,785     | 2,14,363     | 2,54,202     | 1,05,524     |
| Other sorts . . . . . "  | —          | —          | —          | —          | —          | 2,10,835     | 1,05,473     | 2,32,694     | 2,09,333     | 3,55,109     |
| Total of Toys, etc. . . . . "  | —          | —          | —          | —          | —          | 14,45,687    | 19,66,285    | 21,52,318    | 20,10,795    | 18,54,589    |
| Umbrellas and Umbrella fittings—   |            |            |            |            |            |              |              |              |              |              |
| Umbrellas, complete, including parasols and sunshades . . . . . No.  | 33,779     | 186,796    | 411,337    | 73,184     | 187,608    | 57,233       | 1,45,348     | 2,67,019     | 69,784       | 84,128       |
| Umbrella fittings . . . . . Value  | —          | —          | —          | —          | —          | 5,96,174     | 7,22,009     | 5,78,096     | 6,72,915     | 6,00,811     |
| Total of Umbrellas, etc. . . . . "   | —          | —          | —          | —          | —          | 6,53,407     | 8,67,357     | 8,45,115     | 7,42,699     | 7,44,939     |
| Vehicles, including locomotives, etc., for Railways—   |            |            |            |            |            |              |              |              |              |              |
| Carriages and carts not mechanically propelled and parts thereof (excluding railway carriages, trucks, etc.)—                              |            |            |            |            |            |              |              |              |              |              |
| Carriages and carts not mechanically propelled (excluding railway carriages, trucks, etc.) . . . . . No.                                   | 255        | 100        | 374        | 400        | 207        | 15,376       | 4,576        | 43,353       | 31,947       | 51,218       |
| Parts of carriages and carts (excluding rubber tyres) . . . . . Value  | —          | —          | —          | —          | —          | 53,204       | 33,235       | 57,501       | 36,455       | 1,72,616     |
| Perambulators and children's go-carts . . . . . No.  | 2,240      | 1,019      | 1,720      | 1,503      | 1,236      | 53,335       | 35,640       | 28,912       | 25,042       | 21,695       |
| Parts of perambulators and children's go-carts . . . . . Value   | —          | —          | —          | —          | —          | 9,063        | 9,745        | 13,395       | 7,079        | 3,224        |
| Cycles (other than motor cycles) and parts thereof and accessories—  |            |            |            |            |            |              |              |              |              |              |
| Cycles imported entire or in sections . . . . . No.  | 15,558     | 24,273     | 23,210     | 30,493     | 35,561     | 5,09,490     | 5,60,740     | 7,72,375     | 8,73,316     | 9,86,549     |
| Parts of cycles and accessories (excluding rubber tyres) . . . . . Value   | —          | —          | —          | —          | —          | 14,92,545    | 16,17,208    | 13,19,303    | 16,33,984    | 22,69,745    |

† Inclusive of imports by Postal Packets referred to Collectors of Customs for assessment.  
(a) Discontinued from 1934-35.  
(b) Separately recorded from 1934-35.  
(c) Shown separately from 1933-34 and discontinued from 1934-35.

No. 12—continued  
IMPORTS—continued

| PRINCIPAL AND OTHER ARTICLES   | QUANTITY |         |         |         |         | VALUE        |              |              |              |              |
|--|----------|---------|---------|---------|---------|--------------|--------------|--------------|--------------|--------------|
|  | 1931-32  | 1932-33 | 1933-34 | 1934-35 | 1935-36 | 1931-32      | 1932-33      | 1933-34      | 1934-35      | 1935-36      |
| <b>BOMBAY—continued</b>  |          |         |         |         |         | R            | R            | R            | R            | R            |
| <b>BOMBAY (Chief Port)—continued</b>   |          |         |         |         |         |              |              |              |              |              |
| Vehicle, including locomotives, etc., for Railways—continued   |          |         |         |         |         |              |              |              |              |              |
| Mechanically propelled vehicles (excluding railway locomotives and tractors)—  |          |         |         |         |         |              |              |              |              |              |
| Aircraft . . . . . No.   | 8        | 4       | 6       | 9       | 7       | 65,898       | 35,945       | 43,105       | 1,17,865     | 84,650       |
| Parts of aircraft . . . . . Value  | —        | —       | —       | —       | —       | 19,640       | 23,951       | 28,174       | 29,735       | 64,074       |
| Carriages and parts for Railways . . . . .   | —        | —       | —       | —       | —       | 10,51,191    | 8,94,490     | 8,78,125     | 13,67,860    | 18,63,292    |
| Wagons and parts for Railways . . . . .  | —        | —       | —       | —       | —       | 82,947       | 6,46,460     | 2,26,063     | 5,19,498     | 21,10,428    |
| Motor cars (including taxicabs) . . . . . No.  | 3,325    | 2,525   | 4,739   | 8,018   | 6,848   | 67,07,761    | 52,51,671    | 88,15,906    | 1,35,52,163  | 1,25,05,258  |
| Motor cycles (including scooters) . . . . .  | 257      | 318     | 249     | 263     | 213     | 1,20,410     | 1,55,931     | 1,10,670     | 1,31,730     | 99,990       |
| Motor Omnibuses, motor vans and motor lorries—Imported with bodies . . . . .   | 1,588    | 163     | 281     | 130     | 177     | 18,68,841    | 2,25,788     | 5,34,098     | 4,24,054     | 6,77,441     |
| Chassis . . . . .  | 1,508    | 1,049   | 4,191   | 7,426   | 5,839   | 28,36,793    | 27,05,272    | 43,88,231    | 79,72,900    | 73,09,245    |
| Tram Car . . . . .   | 1        | ..      | ..      | ..      | ..      | 44,015       | ..           | ..           | ..           | ..           |
| Parts of mechanically propelled vehicles and accessories other than of aircraft (excluding rubber tyres) . . . . . Value | —        | —       | —       | —       | —       | 31,37,548    | 34,82,341    | 35,28,340    | 37,64,564    | 39,43,830    |
| Ships, parts of (including Launches and boats) . . . . .   | —        | —       | —       | —       | —       | 21,239       | 3,97,899     | 79,077       | 85,411       | 1,27,226     |
| <b>Total of Vehicles, including locomotives, etc.</b> . . . . .  | —        | —       | —       | —       | —       | 1,75,02,743  | 1,61,94,882  | 2,09,77,739  | 3,06,09,563  | 3,23,84,481  |
| <b>Wood and Timber—</b>  |          |         |         |         |         |              |              |              |              |              |
| Deal and pine wood . . . . . C. Tons   | 3,636    | 4,337   | 5,767   | 7,100   | 9,040   | 3,11,051     | 3,17,396     | 3,74,567     | 4,53,822     | 5,24,398     |
| Teak wood . . . . .  | 10,580   | 6,257   | 10,221  | 8,275   | 738     | 18,09,956    | 6,58,292     | 9,69,948     | 7,63,896     | 78,873       |
| Sandal wood . . . . .  | 290      | 318     | 278     | 172     | 131     | 1,02,789     | 1,51,125     | 1,08,002     | 68,268       | 42,840       |
| Other kinds of wood and timber . . . . . Value   | —        | —       | —       | —       | —       | 12,30,008    | 9,65,596     | 8,67,414     | 6,96,485     | 5,80,789     |
| Manufactures of wood, other than furniture and cabinetware . . . . .   | —        | —       | —       | —       | —       | 3,70,363     | 5,62,042     | 4,35,705     | 6,70,289     | 8,52,886     |
| Others . . . . .   | —        | —       | —       | —       | —       | ..           | ..           | 612          | ..           | 104          |
| <b>Total of Wood and Timber</b> . . . . .  | —        | —       | —       | —       | —       | 33,17,117    | 26,54,450    | 27,57,148    | 26,47,760    | 20,79,899    |
| Postal articles not specified . . . . .  | —        | —       | —       | —       | —       | 1,33,71,237  | 1,26,31,718  | 1,23,40,776  | 1,33,35,140  | 1,27,68,396  |
| All other articles of merchandise—Unmanufactured . . . . .   | —        | —       | —       | —       | —       | 3,78,179     | 3,22,710     | 2,80,512     | 3,15,377     | 2,75,124     |
| Manufactured . . . . .   | —        | —       | —       | —       | —       | 12,02,921    | 17,71,310    | 19,58,573    | 20,08,748    | 26,24,885    |
| <b>GRAND TOTAL (exclusive of GOVERNMENT STORES)</b> . . . . .  | —        | —       | —       | —       | —       | 49,75,42,932 | 54,30,07,765 | 66,16,46,688 | 89,66,56,170 | 84,48,65,371 |

## GOVERNMENT STORES.

| PRINCIPAL AND OTHER ARTICLES   | QUANTITY |         |         |         |         | VALUE    |          |          |           |           |
|--|----------|---------|---------|---------|---------|----------|----------|----------|-----------|-----------|
|  | 1931-32  | 1932-33 | 1933-34 | 1934-35 | 1935-36 | 1931-32  | 1932-33  | 1933-34  | 1934-35   | 1935-36   |
| <b>Apparel (including drapery, uniforms and accoutrements but excluding hosiery) . . . . . Value</b> | —        | —       | —       | —       | —       | 2,39,186 | 2,52,690 | 2,53,383 | 3,10,634  | 2,82,474  |
| <b>Arms, ammunition, and military stores—</b>  |          |         |         |         |         |          |          |          |           |           |
| Fire-arms, and parts thereof . . . . .   | —        | —       | —       | —       | —       | 1,41,838 | 2,31,184 | 3,97,664 | 17,64,162 | 5,52,725  |
| Other sorts . . . . .  | —        | —       | —       | —       | —       | 3,92,605 | 3,36,100 | 3,37,655 | 6,28,861  | 4,50,180  |
| <b>Total of Arms, etc.</b> . . . . .   | —        | —       | —       | —       | —       | 5,34,483 | 5,67,284 | 7,25,319 | 23,93,023 | 10,02,905 |
| Books printed and printed matters (not being stationery) including maps and charts . . . . .         | —        | —       | —       | —       | —       | 60,572   | 83,509   | 96,769   | 1,07,902  | 1,67,377  |
| Chemicals . . . . .  | —        | —       | —       | —       | —       | 2,67,685 | 1,04,369 | 1,02,464 | 3,38,331  | 2,40,277  |
| <b>Drugs, Medicines, and Narcotics—</b>  |          |         |         |         |         |          |          |          |           |           |
| Drugs . . . . .  | —        | —       | —       | —       | —       | 2,215    | 3,388    | 622      | 389       | 1,213     |
| Medicines and Narcotics . . . . .  | —        | —       | —       | —       | —       | 1,15,334 | 84,774   | 82,356   | 67,496    | 60,186    |
| <b>Total of Drugs, Medicines, and Narcotics</b> . . . . .  | —        | —       | —       | —       | —       | 1,17,549 | 88,112   | 82,984   | 67,885    | 61,399    |
| Glass and Glassware . . . . .  | —        | —       | —       | —       | —       | 57,387   | 65,728   | 59,380   | 52,799    | 48,759    |

\* Separately recorded from 1933-34.

GOVERNMENT STORES—continued

| PRINCIPAL AND OTHER ARTICLES  | QUANTITY |         |         |         |         | VALUE     |          |          |          |           |
|---|----------|---------|---------|---------|---------|-----------|----------|----------|----------|-----------|
|   | 1931-32  | 1932-33 | 1933-34 | 1934-35 | 1935-36 | 1931-32   | 1932-33  | 1933-34  | 1934-35  | 1935-36   |
|   | R        | R       | R       | R       | R       | R         | R        | R        | R        | R         |
| <b>BOMBAY—continued</b>   |          |         |         |         |         |           |          |          |          |           |
| <b>BOMBAY (CHIEF PORT)—continued</b>  |          |         |         |         |         |           |          |          |          |           |
| Hardware and Cutlery, including agricultural implements and plated-ware . . . Value | —        | —       | —       | —       | —       | 2,06,625  | 1,23,901 | 97,568   | 1,24,107 | 2,09,121  |
| Instruments, Apparatus and Appliances, and parts thereof "                          | —        | —       | —       | —       | —       | 4,22,409  | 3,54,514 | 3,25,595 | 3,04,172 | 3,11,055  |
| Machinery and Mill-work—  |          |         |         |         |         |           |          |          |          |           |
| Prime movers—   |          |         |         |         |         |           |          |          |          |           |
| Locomotive engines and tenders and parts thereof . . . "                            | —        | —       | —       | —       | —       | 6,94,112  | 200      | 88,271   | 2,530    | 1,275     |
| Steam-engines and parts (other than locomotives) . . . "                            | —        | —       | —       | —       | —       | 17,864    | 2,661    | 5,319    | 35       | 25,851    |
| Other sorts of machinery . . . "  | —        | —       | —       | —       | —       | 3,49,973  | 1,03,201 | 7,74,442 | 3,52,239 | 1,02,072  |
| Total of Machinery, etc. . . "  | —        | —       | —       | —       | —       | 10,61,948 | 1,11,062 | 8,68,032 | 3,54,854 | 1,89,798  |
| Metals and Ores—  |          |         |         |         |         |           |          |          |          |           |
| Copper—   |          |         |         |         |         |           |          |          |          |           |
| Unwrought . . . Cwts.   | ..       | ..      | ..      | ..      | 8,319   | ..        | ..       | ..       | ..       | 2,11,745  |
| Wrought . . . "   | 18       | 72      | 1       | 14      | 37      | 4,006     | 5,911    | 481      | 2,745    | 5,490     |
| Total of Copper . . . "   | 18       | 72      | 1       | 14      | 8,356   | 4,006     | 5,911    | 481      | 2,745    | 2,17,235  |
| Iron—   |          |         |         |         |         |           |          |          |          |           |
| Manufactures . . . Tons   | ..       | ..      | ..      | ..      | 2       | 22        | 72       | 5        | ..       | 276       |
| Steel . . . "   | 10       | 4       | 2       | ..      | ..      | 3,940     | 4,364    | 570      | ..       | 820       |
| Iron or steel—  |          |         |         |         |         |           |          |          |          |           |
| Sheets and plates (including galvanised and tinned plates) . . . "                  | 4        | 3       | ..      | 80      | 119     | 1,027     | 781      | ..       | 32,200   | 45,476    |
| Other manufactures of iron or steel . . . "   | 147      | 12      | 15      | 19      | 83      | 79,849    | 3,072    | 4,704    | 12,095   | 46,868    |
| Total of Iron or steel . . . "  | 151      | 15      | 15      | 108     | 207     | 80,876    | 3,853    | 4,704    | 44,295   | 92,344    |
| Lead—   |          |         |         |         |         |           |          |          |          |           |
| Pig . . . Cwts.   | ..       | ..      | ..      | ..      | 4,302   | ..        | ..       | ..       | ..       | 30,862    |
| Wrought . . . "   | 19       | 6       | 10      | 5       | 4       | 772       | 210      | 327      | 228      | 122       |
| Total Lead . . . "  | 19       | 6       | 10      | 5       | 4,306   | 772       | 210      | 327      | 228      | 30,984    |
| Tin—  |          |         |         |         |         |           |          |          |          |           |
| Unwrought (blocks, ingots, bars and slabs) . . . "                                  | ..       | 160     | ..      | 112     | 200     | ..        | 16,164   | ..       | 17,452   | 30,951    |
| Wrought (including plates or sheets not being tinned iron) . . . "                  | ..       | 104     | 439     | 6       | 1       | 6         | 12,232   | 97,343   | 2,517    | 130       |
| Total of Tin . . . "  | ..       | 264     | 439     | 118     | 210     | 6         | 28,396   | 97,343   | 19,969   | 31,081    |
| Metals and Ores, unenumerated . . . "   | 90       | 27      | 40      | 18      | 2,644   | 17,455    | 8,618    | 11,304   | 21,012   | 2,93,912  |
| <b>Total of Metals and Ores</b> . . . Tons  | 167      | 37      | 44      | 116     | 985     | 1,06,577  | 51,324   | 1,14,684 | 88,249   | 6,71,052  |
| Paper and Pasteboard—   |          |         |         |         |         |           |          |          |          |           |
| Paper—  |          |         |         |         |         |           |          |          |          |           |
| Printing paper . . . Cwts.  | 3,938    | 1,695   | 2,768   | 3,654   | 5,555   | 5,82,841  | 1,80,976 | 3,47,830 | 5,91,334 | 8,99,904  |
| Writing paper and envelopes . . . "   | 1,827    | 241     | 368     | 1,001   | 5,138   | 80,129    | 17,721   | 22,114   | 1,03,787 | 1,00,850  |
| Other kinds of paper . . . "  | 2,838    | 3,268   | 998     | 1,299   | 698     | 62,527    | 85,117   | 48,998   | 41,786   | 36,050    |
| Pasteboard, Millboard, and Cardboard of all kinds . . . "                           | 13,290   | 15,173  | 13,484  | 12,419  | 13,901  | 1,87,070  | 2,01,856 | 1,74,311 | 1,61,360 | 1,79,450  |
| Total of Paper, etc. . . "  | 20,893   | 20,382  | 17,568  | 19,333  | 25,382  | 9,12,567  | 4,85,670 | 5,92,758 | 3,98,207 | 12,14,954 |
| Printing and Litho-<br>graphing materials (excluding paper) . . . Value             | —        | —       | —       | —       | —       | 28,419    | 36,157   | 9,088    | 35,087   | 35,911    |

No. 12—continued  
IMPORTS—concluded

## GOVERNMENT STORES—concluded

| PRINCIPAL AND OTHER ARTICLES  | QUANTITY |         |         |         |         | VALUE     |           |           |           |           |
|---|----------|---------|---------|---------|---------|-----------|-----------|-----------|-----------|-----------|
|   | 1931-32  | 1932-33 | 1933-34 | 1934-35 | 1935-36 | 1931-32   | 1932-33   | 1933-34   | 1934-35   | 1935-36   |
| <b>BOMBAY—continued</b>   |          |         |         |         |         | R         | R         | R         | R         | R         |
| <b>BOMBAY (CHIEF PORT)—continued</b>  |          |         |         |         |         |           |           |           |           |           |
| <b>Textiles—</b>  |          |         |         |         |         |           |           |           |           |           |
| <b>Cotton—</b>  |          |         |         |         |         |           |           |           |           |           |
| Manufactures—   |          |         |         |         |         |           |           |           |           |           |
| Piece-goods—  |          |         |         |         |         |           |           |           |           |           |
| Grey (unbleached) Yards   | 4,049    | 1,012   | ..      | 2,086   | 107     | 2,371     | 461       | ..        | 1,040     | 43        |
| White (bleached) "  | 807      | 149     | 91,742  | 2,365   | 70,218  | 503       | 306       | 30,690    | 1,308     | 23,071    |
| Coloured, printed or dyed "   | 910      | 4,180   | 592     | 417     | 5,366   | 638       | 2,329     | 886       | 662       | 3,633     |
| Other sorts of manufactures (including handkerchiefs and shawls in the piece) Value | —        | —       | —       | —       | —       | 2,30,335  | 1,00,158  | 1,30,001  | 15,041    | 3,86,500  |
| Total of Cotton   | —        | —       | —       | —       | —       | 2,33,307  | 1,03,254  | 1,01,538  | 10,011    | 4,13,847  |
| <b>Flax—</b>  |          |         |         |         |         |           |           |           |           |           |
| Manufactures—   |          |         |         |         |         |           |           |           |           |           |
| Piece-goods Yards   | 25,294   | 49,144  | 1,234   | 228     | 20      | 11,661    | 22,793    | 3,197     | 726       | 31        |
| Other sorts (including bags and sacks) Value  | —        | —       | —       | —       | —       | 18,391    | 43,346    | 3,633     | 2,870     | 11,205    |
| Total of Flax   | —        | —       | —       | —       | —       | 30,052    | 66,139    | 6,830     | 3,600     | 11,236    |
| <b>Wool—</b>  |          |         |         |         |         |           |           |           |           |           |
| Manufactures—   |          |         |         |         |         |           |           |           |           |           |
| Piece-goods Yards   | 274,861  | 161,912 | 196,055 | 248,475 | 56,811  | 3,27,437  | 1,72,423  | 2,21,651  | 3,07,239  | 64,770    |
| Other sorts Lbs.  | 4,580    | 3,884   | 11,988  | 3,020   | 5,247   | 13,100    | 10,718    | 14,071    | 7,977     | 5,185     |
| Total of Wool Value   | —        | —       | —       | —       | —       | 3,40,537  | 1,83,141  | 2,35,722  | 4,05,216  | 69,955    |
| Total of Textiles   | —        | —       | —       | —       | —       | 6,04,402  | 3,52,534  | 4,04,735  | 4,23,423  | 4,95,038  |
| <b>Vehicles, excluding locomotives, etc., for railways—</b>                         |          |         |         |         |         |           |           |           |           |           |
| Carriages and parts for Railways  | —        | —       | —       | —       | —       | 87,068    | 3,333     | 42,021    | 60,073    | 6,259     |
| Other kinds   | —        | —       | —       | —       | —       | 4,29,602  | 4,65,109  | 1,67,062  | 1,18,246  | 1,39,343  |
| Total of Vehicles, etc.   | —        | —       | —       | —       | —       | 5,17,020  | 4,73,442  | 1,99,083  | 1,84,318  | 1,45,002  |
| <b>All other articles—</b>  |          |         |         |         |         |           |           |           |           |           |
| Unmanufactured  | —        | —       | —       | —       | —       | 4,07,494  | 5,71,901  | 3,60,815  | 6,460     | 22,121    |
| Manufactured  | —        | —       | —       | —       | —       | 4,70,362  | 2,60,208  | 2,07,013  | 2,22,320  | 3,18,705  |
| GRAND TOTAL OF GOVERNMENT STORES  | —        | —       | —       | —       | —       | 60,95,190 | 30,72,564 | 45,00,936 | 59,17,140 | 54,18,138 |

## ABSTRACT (PRIVATE MERCHANDISE)

| PRINCIPAL AND OTHER ARTICLES | QUANTITY |         |         |         |         | VALUE        |              |              |              |              |
|------------------------------|----------|---------|---------|---------|---------|--------------|--------------|--------------|--------------|--------------|
|                              | 1931-32  | 1932-33 | 1933-34 | 1934-35 | 1935-36 | 1931-32      | 1932-33      | 1933-34      | 1934-35      | 1935-36      |
| Cotton Manufactures Value    | —        | —       | —       | —       | —       | R            | R            | R            | R            | R            |
| Liquors                      | —        | —       | —       | —       | —       | 11,94,15,823 | 6,49,04,061  | 4,97,11,547  | 5,54,81,413  | 4,02,01,609  |
| Metals and Ores              | —        | —       | —       | —       | —       | 64,52,170    | 69,59,888    | 71,97,189    | 74,23,052    | 78,58,852    |
| Other articles, except Salt  | —        | —       | —       | —       | —       | 3,06,48,607  | 3,43,59,300  | 3,09,82,841  | 3,61,41,574  | 3,58,78,408  |
| Total                        | —        | —       | —       | —       | —       | 33,49,08,028 | 43,67,53,619 | 37,37,29,657 | 43,75,81,511 | 45,20,39,811 |
| Salt                         | —        | —       | —       | —       | —       | 49,75,14,721 | 54,29,82,458 | 46,16,21,233 | 53,66,32,602 | 54,48,38,770 |
| GRAND TOTAL                  | —        | —       | —       | —       | —       | 28,211       | 25,307       | 25,305       | 23,608       | 26,601       |
|                              | —        | —       | —       | —       | —       | 49,75,42,932 | 54,30,07,765 | 46,10,40,936 | 53,63,50,170 | 54,48,65,371 |



EXPORTS

INDIAN MERCHANDISE

| PRINCIPAL AND OTHER ARTICLES   | QUANTITY |         |         |         |         | VALUE     |           |           |           |           |
|--|----------|---------|---------|---------|---------|-----------|-----------|-----------|-----------|-----------|
|  | 1931-32  | 1932-33 | 1933-34 | 1934-35 | 1935-36 | 1931-32   | 1932-33   | 1933-34   | 1934-35   | 1935-36   |
| <b>BOMBAY—continued</b>  |          |         |         |         |         |           |           |           |           |           |
| <b>BOMBAY (CHIEF PORT)—continued</b>   |          |         |         |         |         |           |           |           |           |           |
| <b>Animals, living—</b>  |          |         |         |         |         |           |           |           |           |           |
| Horses . . . No.   | ..       | ..      | 6       | 45      | 18      | ..        | ..        | 15,000    | 1,88,200  | 25,500    |
| Other kinds . . "  | 6,198    | 2,199   | 2,882   | 4,076   | 247     | 0,602     | 12,550    | 17,588    | 13,006    | 3,055     |
| Total of Animals, living ..  | 6,198    | 2,199   | 2,888   | 4,720   | 265     | 0,602     | 12,550    | 32,588    | 2,01,206  | 20,156    |
| <b>Apparel (including drapery, uniforms, accoutrements, but excluding hosiery and boots and shoes) . Value</b> |          |         |         |         |         |           |           |           |           |           |
| Art, works of . . "  | —        | —       | —       | —       | —       | 1,00,855  | 1,12,963  | 1,36,952  | 1,20,376  | 90,559    |
| Books, printed and printed matter (not being stationery), including maps and charts . . Cwts.                  | 4,412    | 4,740   | 4,226   | 4,537   | 4,754   | 3,56,719  | 4,05,385  | 3,11,985  | 3,41,440  | 3,79,650  |
| Boots and shoes . Pairs  | 113,457  | 91,831  | 140,297 | 217,432 | 230,379 | 1,53,655  | 1,37,321  | 1,59,080  | 2,11,515  | 2,05,705  |
| Bristles . . . Cwts.   | 1,855    | 2,160   | 3,050   | 3,547   | 3,091   | 8,84,015  | 10,83,825 | 14,03,816 | 20,63,827 | 19,62,577 |
| Caseln . . . "   | 5,315    | 7,805   | 8,209   | 7,052   | 11,452  | 60,371    | 72,283    | 1,55,680  | 1,55,541  | 2,24,572  |
| <b>Chemicals and chemical preparations, excluding chemical manures and medicines—</b>                          |          |         |         |         |         |           |           |           |           |           |
| Magnesium compounds (a)—Magnesium chloride Cwts.   | —        | —       | 14,259  | 26,051  | 14,110  | —         | —         | 43,813    | 90,887    | 59,005    |
| Other sorts . . "  | —        | —       | ..      | 60      | ..      | —         | —         | ..        | 425       | ..        |
| Potassium compounds—Saltpetre . . "  | 1,767    | 3,891   | 4,558   | 5,130   | 5,510   | 31,622    | 68,660    | 76,006    | 84,560    | 71,430    |
| Other sorts . . "  | ..       | ..      | ..      | ..      | 3       | ..        | ..        | ..        | ..        | 37        |
| Others . . . Value   | —        | —       | —       | —       | —       | 99,505    | 1,17,407  | 43,567    | 19,847    | 58,425    |
| Total of Chemicals, etc. ..  | —        | —       | —       | —       | —       | 1,31,127  | 1,31,057  | 1,63,386  | 2,04,728  | 1,88,957  |
| Coffee . . . Cwts.   | 2,380    | 1,365   | 1,309   | 356     | 2,168   | 1,55,897  | 98,144    | 84,809    | 19,588    | 90,697    |
| <b>Drugs and Medicines (excluding chemicals and narcotics) Value</b>   |          |         |         |         |         |           |           |           |           |           |
| —  | —        | —       | —       | —       | —       | 3,78,293  | 3,49,294  | 6,10,320  | 6,17,918  | 7,40,529  |
| <b>Dyeing and Tanning substances—</b>  |          |         |         |         |         |           |           |           |           |           |
| Myrobalans . . Cwts.   | 660,424  | 547,973 | 660,317 | 614,965 | 725,642 | 34,56,888 | 28,46,646 | 33,95,264 | 25,66,449 | 26,87,961 |
| Turmeric . . "   | 40,558   | 35,947  | 45,220  | 43,703  | 48,202  | 8,08,705  | 6,56,336  | 7,31,394  | 6,49,480  | 7,19,460  |
| Others . . . "   | 6,923    | 9,860   | 14,288  | 18,496  | 8,792   | 1,47,652  | 1,83,968  | 2,10,107  | 2,94,976  | 1,21,023  |
| Total of Dyeing and Tanning substances . .   | 707,906  | 593,780 | 719,825 | 677,164 | 782,636 | 44,13,245 | 36,86,950 | 43,36,765 | 35,10,905 | 35,29,044 |
| <b>Fish (excluding canned fish)—</b>   |          |         |         |         |         |           |           |           |           |           |
| Fish, dry, unsalted ..   | 6,626    | 4,891   | 5,051   | 3,759   | 6,442   | 1,03,853  | 1,04,393  | 1,10,661  | 69,498    | 1,14,107  |
| " " salted . . "   | 135      | 111     | 225     | 49      | 71      | 2,340     | 1,075     | 2,865     | 1,220     | 1,562     |
| Me'maws and shark-fins . . . "   | 1,914    | 2,024   | 1,406   | 1,662   | 1,893   | 2,83,566  | 3,02,095  | 2,17,035  | 1,83,498  | 2,10,042  |
| Total of Fish . . "  | 8,675    | 7,026   | 7,282   | 5,470   | 8,406   | 4,48,759  | 4,08,408  | 3,30,781  | 2,59,211  | 3,31,771  |

(a) Separately recorded from 1933-34.

No. 12—continued

EXPORTS—continued

## INDIAN MERCHANDISE—continued

| PRINCIPAL AND OTHER ARTICLES  | QUANTITY |         |         |         |         | VALUE       |           |           |           |           |
|---|----------|---------|---------|---------|---------|-------------|-----------|-----------|-----------|-----------|
|   | 1931-32  | 1932-33 | 1933-34 | 1934-35 | 1935-36 | 1931-32     | 1932-33   | 1933-34   | 1934-35   | 1935-36   |
| <b>BOMBAY—continued</b>   |          |         |         |         |         | R           | R         | R         | R         | R         |
| <b>BOMBAY (CHIEF PORT)—continued</b>  |          |         |         |         |         |             |           |           |           |           |
| Fodder, Bran, and Pollards (excluding oil-cake)—                                |          |         |         |         |         |             |           |           |           |           |
| Other sorts of Bran and pollards . . . Tons                                     | 359      | 462     | 193     | 134     | 80      | 37,214      | 46,432    | 16,725    | 10,343    | 6,407     |
| Other sorts of fodder . . . "   | ..       | 88      | 11      | 22      | 22      | 6           | 5,690     | 835       | 2,207     | 1,483     |
| Total of Fodder, etc. . . "   | 359      | 550     | 204     | 156     | 102     | 37,220      | 52,122    | 17,560    | 12,610    | 7,890     |
| <b>Fruits and Vegetables—</b>   |          |         |         |         |         |             |           |           |           |           |
| <b>Fresh fruits and vegetables—</b>   |          |         |         |         |         |             |           |           |           |           |
| <b>Fresh fruits—</b>  |          |         |         |         |         |             |           |           |           |           |
| Cocoanuts . . . No.   | 104,650  | 105,924 | 187,050 | 117,350 | 64,500  | 6,542       | 7,124     | 7,068     | 5,914     | 3,885     |
| Others . . . Value  | —        | —       | —       | —       | —       | 1,14,976    | 1,66,172  | 3,72,500  | 1,43,888  | 1,38,895  |
| <b>Fresh vegetables of all kinds—</b>   |          |         |         |         |         |             |           |           |           |           |
| Onions . . . Cwts.  | 154,555  | 105,233 | 130,742 | 160,228 | 108,559 | 5,79,903    | 7,31,755  | 5,21,410  | 6,50,105  | 8,03,058  |
| Other kinds . . . Value   | —        | —       | —       | —       | —       | 27,086      | 24,521    | 43,167    | 44,277    | 37,460    |
| <b>Fruits and vegetables: dried, salted, or preserved, all sorts . . . Tons</b> | 1,265    | 1,518   | 1,456   | 1,209   | 1,801   | 3,53,392    | 3,66,878  | 3,38,162  | 2,46,370  | 3,43,109  |
| Total of Fruits, etc. Value   | —        | —       | —       | —       | —       | 10,81,889   | 12,96,456 | 12,87,382 | 10,90,614 | 13,27,316 |
| <b>Furniture and Cabinetware . . . "</b>  | —        | —       | —       | —       | —       | 1,06,307    | 70,552    | 56,981    | 70,143    | 68,920    |
| <b>Grain, Pulse and Flour—</b>  |          |         |         |         |         |             |           |           |           |           |
| <b>Jowar and bajra . . . Tons</b>   | 55,341   | 12,555  | 4,040   | 3,540   | 8,130   | 40,61,344   | 11,09,053 | 4,70,485  | 3,57,675  | 3,06,487  |
| <b>Pulse—</b>   |          |         |         |         |         |             |           |           |           |           |
| Beans . . . "   | 62       | 221     | 784     | 477     | 37      | 21,274      | 41,391    | 1,15,105  | 90,667    | 5,685     |
| Gram . . . "  | 2,283    | 2,495   | 2,131   | 2,646   | 3,023   | 5,05,072    | 5,02,566  | 3,93,598  | 4,93,400  | 4,47,820  |
| Lentils (Masur) . . . "   | 5,269    | 7,366   | 9,820   | 10,096  | 10,083  | 7,67,430    | 11,19,049 | 12,35,965 | 13,09,762 | 12,08,935 |
| Other sorts . . . "   | 2,621    | 2,269   | 4,201   | 5,913   | 8,213   | 6,50,840    | 4,75,854  | 7,58,664  | 10,64,412 | 12,37,268 |
| <b>Rice not in the husk—</b>  |          |         |         |         |         |             |           |           |           |           |
| Cleaned rice . . . "  | 13,985   | 11,585  | 12,268  | 12,553  | 12,024  | 24,38,123   | 19,53,369 | 17,43,257 | 18,30,999 | 18,32,415 |
| Other sorts . . . "   | 202      | 252     | 312     | 414     | 327     | 68,360      | 65,725    | 62,526    | 73,947    | 64,841    |
| <b>Wheat . . . "</b>  | 1,359    | 1,312   | 1,242   | 1,234   | 1,545   | 3,12,211    | 2,93,173  | 2,50,106  | 2,40,509  | 2,61,115  |
| " flour . . . "   | 15,323   | 6,393   | 5,626   | 5,116   | 8,480   | 29,36,593   | 12,12,322 | 9,23,423  | 8,05,521  | 12,25,909 |
| Others . . . "  | 960      | 1,033   | 1,091   | 1,329   | 1,153   | 1,59,508    | 1,60,097  | 1,49,239  | 1,73,826  | 1,44,765  |
| Total of Grain, Pulse and Flour . . . "   | 96,600   | 45,471  | 42,315  | 43,368  | 53,915  | 1,19,90,755 | 69,32,606 | 61,07,301 | 64,49,713 | 72,85,240 |
| <b>Gums and Resins—</b>   |          |         |         |         |         |             |           |           |           |           |
| Arabic . . . Cwts.  | 2,634    | 1,086   | 950     | 685     | 82      | 52,799      | 21,264    | 15,796    | 15,010    | 2,170     |
| Others . . . "  | 43,119   | 38,502  | 55,557  | 53,957  | 60,255  | 11,42,487   | 10,08,066 | 12,58,182 | 13,32,016 | 16,77,015 |
| Total of Gums and Resins . . . "  | 45,753   | 39,588  | 56,507  | 54,642  | 60,337  | 11,95,286   | 10,29,330 | 12,73,978 | 13,97,026 | 16,79,185 |
| <b>Hardware, and Cutlery, including platedware . . . Value</b>                  | —        | —       | —       | —       | —       | 1,44,227    | 1,34,571  | 1,61,033  | 1,33,791  | 2,77,190  |

INDIAN MERCHANDISE—continued

| PRINCIPAL AND OTHER ARTICLES   | QUANTITY          |              |              |              |              | VALUE       |             |             |             |             |
|--|-------------------|--------------|--------------|--------------|--------------|-------------|-------------|-------------|-------------|-------------|
|  | 1931-32           | 1932-33      | 1933-34      | 1934-35      | 1935-36      | 1931-32     | 1932-33     | 1933-34     | 1934-35     | 1935-36     |
| <b>BOMBAY—continued</b>  |                   |              |              |              |              |             |             |             |             |             |
| <b>BOMBAY (CHIEF PORT)—continued</b>   |                   |              |              |              |              |             |             |             |             |             |
| <b>Hides and Skins, raw—</b>   |                   |              |              |              |              |             |             |             |             |             |
| <b>Hides, raw—</b>   |                   |              |              |              |              |             |             |             |             |             |
| Buffalo hides  | { Tons 145        | { 51         | { 127        | { 64         | { 55         | } 78,015    | } 18,790    | } 53,724    | } 24,068    | } 34,525    |
|  | { =No. =22,026    | { =10,086    | { =19,342    | { =6,728     | { =5,010     |             |             |             |             |             |
| Cow hides  | { Tons 849        | { 418        | { 768        | { 1,497      | { 522        | } 2,40,628  | } 2,30,059  | } 4,09,726  | } 7,94,615  | } 3,28,398  |
|  | { =No. =97,436    | { =108,030   | { =199,270   | { =454,042   | { =170,894   |             |             |             |             |             |
| Other hides  | { Tons 2          | { 4          | { 1          | { 7          | { 7          | } 5,144     | } 2,444     | } 2,762     | } 9,075     | } 18,005    |
|  | { =No. =1,670     | { =4,031     | { =2,508     | { =13,410    | { =11,570    |             |             |             |             |             |
| Total of Hides, raw  | { Tons 496        | { 473        | { 900        | { 1,568      | { 534        | } 3,32,782  | } 2,51,898  | } 4,66,212  | } 8,29,458  | } 3,80,928  |
|  | { =No. =121,242   | { =122,147   | { =221,120   | { =474,176   | { =188,389   |             |             |             |             |             |
| <b>Skins, raw—</b>   |                   |              |              |              |              |             |             |             |             |             |
| Goat skins   | { Tons 1,836      | { 1,593      | { 3,023      | { 2,885      | { 4,148      | } 19,95,446 | } 15,54,912 | } 30,80,840 | } 29,14,755 | } 40,03,565 |
|  | { =No. =1,998,059 | { =1,946,792 | { =4,050,204 | { =3,820,971 | { =5,144,401 |             |             |             |             |             |
| Sheep skins  | { Tons 30         | { 62         | { 83         | { 128        | { 62         | } 96,388    | } 30,457    | } 1,03,371  | } 7,51,204  | } 5,23,680  |
|  | { =No. =111,652   | { =158,384   | { =214,886   | { =463,956   | { =340,300   |             |             |             |             |             |
| Other skins  | { Tons 10         | { 32         | { 37         | { 18         | { 7          | } 82,700    | } 2,22,216  | } 1,88,846  | } 1,08,862  | } 45,711    |
|  | { =No. =49,965    | { =151,379   | { =103,473   | { =62,478    | { =30,333    |             |             |             |             |             |
| Total of Skins, raw  | { Tons 1,906      | { 1,687      | { 3,143      | { 3,031      | { 4,217      | } 21,74,543 | } 18,07,615 | } 33,78,066 | } 37,69,811 | } 51,77,562 |
|  | { =No. =2,150,686 | { =2,252,055 | { =4,463,568 | { =4,147,405 | { =5,524,133 |             |             |             |             |             |
| Cuttings of hides and skins (raw)  | Tons 1            | 62           | 85           | 28           | 75           | 360         | 18,320      | 11,811      | 8,528       | 10,375      |
| Total of Hides and skins, raw  | 2,408             | 2,222        | 4,128        | 4,627        | 4,876        | 25,07,685   | 21,37,828   | 38,56,089   | 40,07,797   | 55,89,765   |
| <b>Instruments, apparatus and appliances and parts thereof—</b>  |                   |              |              |              |              |             |             |             |             |             |
| Musical  | Value —           | —            | —            | —            | —            | 35,181      | 11,763      | 42,090      | 41,948      | 43,724      |
| Other kinds  | —                 | —            | —            | —            | —            | 69,462      | 45,580      | 1,41,977    | 1,66,215    | 1,51,390    |
| Total of Instruments, Apparatus, etc.  | —                 | —            | —            | —            | —            | 1,04,593    | 57,333      | 1,84,067    | 2,08,163    | 1,95,060    |
| <b>Jewellery (excluding imitation jewellery and precious stones and pearls, unset), also plate of gold and silver—</b> |                   |              |              |              |              |             |             |             |             |             |
| Jewellery  | —                 | —            | —            | —            | —            | ..          | ..          | ..          | 88,563      | 2,000       |
| Plate of gold and silver   | —                 | —            | —            | —            | —            | 8,718       | 18,908      | 7,461       | 1,907       | 570         |
| Total of Jewellery, etc.   | —                 | —            | —            | —            | —            | 8,718       | 18,908      | 7,461       | 86,500      | 2,870       |
| Kapok  | Cwts. 7,482       | 4,238        | 4,388        | 2,859        | 5,410        | 2,21,008    | 1,25,971    | 1,03,425    | 76,787      | 1,22,812    |
| <b>Lac—</b>  |                   |              |              |              |              |             |             |             |             |             |
| Shell  | 9                 | 12           | 597          | 4,980        | ..           | 600         | 640         | 49,437      | 2,91,307    | ..          |
| Stick  | ..                | ..           | 2            | ..           | 18           | ..          | ..          | 90          | ..          | 500         |
| Other kinds (excluding Lac dye)  | 11                | 19           | 1            | 14           | 12           | 682         | 965         | 80          | 480         | 710         |
| Total of Lac   | 20                | 31           | 600          | 4,994        | 30           | 1,282       | 1,605       | 49,557      | 2,91,787    | 1,210       |
| <b>Leather—</b>  |                   |              |              |              |              |             |             |             |             |             |
| <b>Hides, tanned or dressed—</b>   |                   |              |              |              |              |             |             |             |             |             |
| Buffalo hides  | { Tons 67         | { 44         | { 50         | { 59         | { 81         | } 1,10,798  | } 85,130    | } 78,677    | } 90,887    | } 1,08,994  |
|  | { =No. =10,487    | { =8,697     | { =7,932     | { =11,120    | { =11,392    |             |             |             |             |             |
| Cow hides  | { Tons 871        | { 198        | { 373        | { 185        | { 239        | } 18,25,716 | } 6,97,541  | } 8,28,814  | } 8,82,912  | } 4,89,259  |
|  | { =No. =119,599   | { =68,720    | { =106,105   | { =52,461    | { =68,533    |             |             |             |             |             |
| Other hides  | { Tons 2          | { ..         | { 4          | { ..         | { 1          | } 6,000     | } ..        | } 10,120    | } ..        | } 2,880     |
|  | { =No. =2,078     | { ..         | { =4,208     | { ..         | { =1,104     |             |             |             |             |             |
| Total of Hides, etc.   | { Tons 440        | { 242        | { 427        | { 244        | { 321        | } 14,42,509 | } 7,82,671  | } 9,12,611  | } 4,78,799  | } 6,01,133  |
|  | { =No. =132,164   | { =77,417    | { =116,246   | { 63,611     | { =81,029    |             |             |             |             |             |

No. 12—continued

EXPORTS—continued

## INDIAN MERCHANDISE—continued

| PRINCIPAL AND OTHER ARTICLES                                 | QUANTITY |         |         |         |         | VALUE     |           |           |           |           |
|--|----------|---------|---------|---------|---------|-----------|-----------|-----------|-----------|-----------|
|  | 1931-32  | 1932-33 | 1933-34 | 1934-35 | 1935-36 | 1931-32   | 1932-33   | 1933-34   | 1934-35   | 1935-36   |
| <b>BOMBAY—continued</b>                                      |          |         |         |         |         | R         | R         | R         | R         | R         |
| <b>BOMBAY (CHIEF PORT)—continued</b>                         |          |         |         |         |         |           |           |           |           |           |
| <b>Leather—continued</b>                                     |          |         |         |         |         |           |           |           |           |           |
| skins, tanned or dressed—                                    |          |         |         |         |         |           |           |           |           |           |
| Goat skins { Tons 201 216 270 218 161                        |          |         |         |         |         | 11,63,030 | 9,12,044  | 11,09,076 | 9,00,438  | 6,52,698  |
| { = No. =451,800 =480,854 =653,084 =521,610 =406,897         |          |         |         |         |         |           |           |           |           |           |
| Sheep skins { Tons 176 108 240 145 140                       |          |         |         |         |         | 9,42,450  | 4,02,388  | 3,30,394  | 6,45,017  | 6,26,856  |
| { = No. =421,139 =254,936 =501,411 =363,988 =302,049         |          |         |         |         |         |           |           |           |           |           |
| Other skins { Tons 2 2 1 .. 2                                |          |         |         |         |         | 85,768    | 15,035    | 11,244    | 14,002    | 7,420     |
| { = No. =47,932 =16,179 =27,922 =2,018 =14,752               |          |         |         |         |         |           |           |           |           |           |
| Total of Skins, etc. { Tons 379 326 520 363 312              |          |         |         |         |         | 21,62,207 | 13,59,447 | 20,00,713 | 15,59,517 | 12,85,974 |
| { = No. =920,890 =751,949 =1,182,417 =807,610 =613,698       |          |         |         |         |         |           |           |           |           |           |
| Unwrought manufactures (excluding boots and shoes)—          |          |         |         |         |         |           |           |           |           |           |
| Flags, trunks, and travelling requisites . Value             |          |         |         |         |         | 01,988    | 65,095    | 81,794    | 99,243    | 4,12,205  |
| Saddlery and harness. "                                      |          |         |         |         |         | 1,36,448  | 2,323     | 66,920    | 1,41,728  | 2,33,704  |
| Other sorts . "  |          |         |         |         |         | 70,646    | 85,781    | 1,27,144  | 1,04,509  | 1,06,766  |
| Total of Leather . "   |          |         |         |         |         | 41,00,283 | 27,34,937 | 35,03,637 | 20,27,182 | 30,67,101 |
| <b>Manures—</b>  |          |         |         |         |         |           |           |           |           |           |
| Bones for manurial purposes . Tons                           | 1,763    | 78      | 977     | 2,730   | 4,302   | 1,84,070  | 7,395     | 64,496    | 2,02,639  | 3,07,850  |
| Bonemeal . "   | 1,460    | 779     | 537     | 520     | 2,031   | 1,14,600  | 52,081    | 35,144    | 28,116    | 1,17,042  |
| Fish Manures . "   | 103      | 24      | 58      | 197     | ..      | 19,503    | 2,647     | 3,377     | 22,169    | ..        |
| Others . "   | 2,161    | 3,239   | 3,140   | 1,495   | 2,140   | 1,66,818  | 1,78,482  | 1,74,050  | 1,00,702  | 1,24,025  |
| Total of Manures . "   | 5,487    | 4,120   | 4,707   | 4,951   | 8,479   | 4,84,990  | 2,40,605  | 2,77,067  | 3,59,516  | 5,50,117  |
| <b>Metals and Ores—</b>                                      |          |         |         |         |         |           |           |           |           |           |
| Brass, Bronze, and similar alloys and manufactures, thereof— |          |         |         |         |         |           |           |           |           |           |
| Wrought . Cwts.  | 1,379    | 1,444   | 1,193   | 1,300   | 3,523   | 2,06,912  | 2,10,830  | 1,55,037  | 1,55,763  | 2,14,034  |
| Total of Brass, etc. "                                       | 1,379    | 1,444   | 1,193   | 1,300   | 3,523   | 2,06,912  | 2,10,830  | 1,55,037  | 1,55,763  | 2,14,034  |
| <b>Copper—</b>   |          |         |         |         |         |           |           |           |           |           |
| Ore . "  | ..       | ..      | ..      | ..      | ..      | ..        | ..        | 26        | ..        | ..        |
| Wrought (sheets and other manufactures) "                    | 380      | 466     | 343     | 427     | 927     | 39,259    | 30,242    | 23,073    | 29,277    | 45,652    |
| Others . "   | ..       | 70      | 889     | 1,479   | 1,970   | ..        | 1,000     | 6,189     | 17,381    | 34,444    |
| Total of copper (excluding Ore) "                            | 380      | 536     | 1,232   | 1,906   | 2,897   | 39,259    | 31,242    | 29,262    | 46,658    | 80,096    |
| <b>Iron—</b>   |          |         |         |         |         |           |           |           |           |           |
| Pig . Tons   | ..       | 10      | 3       | 13      | 10      | ..        | 1,500     | 210       | 1,110     | 1,451     |
| <b>Manufactures—</b>   |          |         |         |         |         |           |           |           |           |           |
| Angle bolt and rod* Bars and Channels and bridge works "     | ..       | ..      | 2       | 3       | 36      | ..        | ..        | 302       | 710       | 7,704     |
| .. "   | 10       | 30      | 36      | 25      | 15      | 2,647     | 6,475     | 6,069     | 4,546     | 4,984     |
| Total of Iron . "  | 10       | 40      | 41      | 41      | 61      | 2,647     | 7,975     | 7,541     | 6,366     | 14,229    |
| <b>Steel—</b>  |          |         |         |         |         |           |           |           |           |           |
| Bars* . "  | ..       | ..      | 5       | 2       | ..      | ..        | ..        | 1,535     | 490       | 32        |
| <b>Iron or steel—</b>  |          |         |         |         |         |           |           |           |           |           |
| Nails, screws, rivets, washers and "                         | 70       | 76      | 68      | 78      | 124     | 20,898    | 25,591    | 23,668    | 27,137    | 36,663    |
| Old for remanufacture . "                                    | ..       | ..      | 161     | 775     | 1,058   | ..        | ..        | 4,030     | 15,493    | 25,532    |
| Sheets and plates . "  | 1        | 16      | 16      | 5       | 104     | 240       | 3,157     | 2,329     | 1,136     | 25,400    |
| Others . "   | 33       | 79      | 85      | 44      | 101     | 10,473    | 14,981    | 30,291    | 12,642    | 23,442    |
| Total of Iron or Steel . "                                   | 104      | 171     | 329     | 302     | 1,367   | 31,696    | 43,679    | 60,368    | 56,378    | 1,11,036  |
| Total of Iron and Steel . "                                  | 114      | 220     | 375     | 345     | 1,448   | 34,243    | 51,654    | 69,444    | 63,234    | 1,26,297  |
| <b>Manganese ore . "</b>                                     | 62,089   | 46,056  | 61,418  | 55,448  | 62,901  | 13,56,538 | 3,78,267  | 15,33,432 | 14,90,103 | 13,63,093 |
| <b>Ferruginous Manganese ore . "</b>                         | ..       | ..      | ..      | 2,000   | ..      | 300       | ..        | ..        | 30,000    | ..        |
| <b>Metals, others . Cwts.</b>                                | 642      | 190     | 3,325   | 4,205   | 1,990   | 94,331    | 19,368    | 1,21,359  | 1,57,147  | 63,605    |
| <b>Ores, unenumerated . Tons</b>                             | 211      | 995     | 1,051   | 1,301   | 1,585   | 6,192     | 45,749    | 55,175    | 55,493    | 34,916    |
| <b>Total of Metals . "</b>                                   | 236      | 328     | 663     | 1,316   | 1,863   | 3,74,745  | 3,18,094  | 3,75,102  | 4,22,802  | 4,83,032  |
| <b>Total of Ores . "</b>                                     | 62,300   | 47,051  | 62,469  | 58,749  | 64,486  | 13,68,030 | 9,24,016  | 16,48,633 | 10,25,506 | 14,03,014 |
| <b>Total of Metals and Ores . "</b>                          | 62,536   | 47,379  | 63,132  | 60,065  | 66,364  | 17,37,775 | 12,37,110 | 20,18,735 | 20,48,308 | 18,86,046 |

\* Separately recorded from 1933-34.

No. 12—continued  
EXPORTS—continued

INDIAN MERCHANDISE—continued

| PRINCIPAL AND OTHER ARTICLES   | QUANTITY  |           |           |           |           | VALUE       |           |           |           |           |
|--|-----------|-----------|-----------|-----------|-----------|-------------|-----------|-----------|-----------|-----------|
|  | 1931-32   | 1932-33   | 1933-34   | 1934-35   | 1935-36   | 1931-32     | 1932-33   | 1933-34   | 1934-35   | 1935-36   |
| <b>BOMBAY—continued</b>  |           |           |           |           |           |             |           |           |           |           |
| <b>BOMBAY (CHIEF PORT)—continued</b>   |           |           |           |           |           |             |           |           |           |           |
| Mica—  |           |           |           |           |           |             |           |           |           |           |
| In blocks . Cwts.  | 12        | ..        | ..        | 12        | 177       | 1,000       | ..        | ..        | 2,118     | 84,029    |
| In splittings . "  | 3         | ..        | ..        | 504       | 150       | 620         | ..        | ..        | 24,528    | 47,485    |
| Total of Mica . "  | 15        | ..        | ..        | 516       | 326       | 2,220       | ..        | ..        | 26,646    | 82,114    |
| Oils—  |           |           |           |           |           |             |           |           |           |           |
| Essential—   |           |           |           |           |           |             |           |           |           |           |
| Palma roca . Gals.   | 6,584     | 7,373     | 8,334     | 10,045    | 10,437    | 2,36,342    | 2,56,305  | 2,48,048  | 2,76,693  | 2,79,702  |
| Sandal wood . "  | 11,091    | 6,232     | 7,144     | 6,103     | 7,982     | 16,74,014   | 7,48,108  | 7,98,075  | 6,38,650  | 8,27,251  |
| Other sorts . "  | 2,119     | 1,751     | 1,083     | 1,635     | 2,342     | 44,267      | 36,440    | 30,650    | 31,715    | 40,026    |
| Total of Essential . "   | 19,794    | 15,356    | 17,461    | 17,873    | 20,711    | 19,54,623   | 10,29,848 | 10,83,073 | 9,45,998  | 11,52,979 |
| Vegetable, non-essential—  |           |           |           |           |           |             |           |           |           |           |
| Castor . "   | 663,267   | 695,643   | 930,669   | 900,248   | 1,037,476 | 10,55,760   | 11,16,520 | 14,37,480 | 14,39,906 | 16,54,354 |
| Groundnut . "  | 442,354   | 907,685   | 649,043   | 241,663   | 263,100   | 6,58,098    | 14,21,338 | 8,28,644  | 3,02,985  | 3,69,369  |
| Sesamum (All or jinjili) . "   | 60,786    | 55,947    | 66,561    | 98,328    | 118,325   | 1,60,884    | 1,10,031  | 1,19,361  | 1,48,685  | 1,86,010  |
| Others . "   | 5,983     | 11,157    | 8,053     | 9,991     | 9,725     | 16,973      | 23,970    | 16,532    | 17,890    | 15,751    |
| Total of Vegetable, non-essential . "  | 1,172,390 | 1,670,432 | 1,654,326 | 1,250,230 | 1,428,626 | 18,91,710   | 26,71,809 | 24,02,017 | 19,09,466 | 22,19,484 |
| Others . "   | 48        | 89        | 148       | 5,878     | 464       | 90          | 78        | 157       | 7,723     | 491       |
| Total of Oils . "  | 1,192,232 | 1,685,876 | 1,671,935 | 1,273,981 | 14,49,801 | 38,46,423   | 37,01,736 | 34,85,847 | 28,63,187 | 33,72,954 |
| Oil-cakes—   |           |           |           |           |           |             |           |           |           |           |
| Castor cake . Tons   | 941       | 335       | 2,089     | 1,363     | 887       | 41,092      | 27,175    | 1,05,594  | 69,717    | 88,322    |
| Cocoanut cake (Punac) . "  | 186       | ..        | 40        | 525       | 1,359     | 10,899      | ..        | 3,512     | 36,475    | 94,050    |
| Groundnut cake . "   | 115,508   | 93,975    | 114,208   | 149,563   | 96,706    | 84,87,350   | 68,38,139 | 70,81,568 | 88,45,754 | 61,50,095 |
| Linseed cake . "   | 23,177    | 37,044    | 24,080    | 18,737    | 16,588    | 18,03,992   | 26,32,348 | 16,94,455 | 10,04,274 | 10,40,020 |
| Others . "   | 1,412     | 1,228     | 193       | 381       | ..        | 92,285      | 64,010    | 8,821     | 15,176    | ..        |
| Total of Oil-cakes . "   | 141,321   | 132,582   | 140,705   | 165,619   | 115,540   | 1,04,36,118 | 95,61,672 | 88,93,950 | 94,65,396 | 78,37,488 |
| Oplum . . . . . Lbs.   | 30        | 32        | 2         | 36        | 26        | 1,125       | 1,200     | 940       | 1,350     | 975       |
| Paper making materials . Cwts.   | 8,228     | 16,044    | 16,606    | 10,001    | 24,763    | 1,08,205    | 1,64,529  | 2,05,134  | 1,38,111  | 2,77,178  |
| Perfumery (not being perfumed spirit) including musk . Value                                   | —         | —         | —         | —         | —         | 59,094      | 58,585    | 50,707    | 48,261    | 94,930    |
| Provisions and Oil-man's stores (including fish and fruits and Vegetables, canned or bottled)— |           |           |           |           |           |             |           |           |           |           |
| Butter . . . . . Cwts.   | 2,872     | 2,283     | 1,911     | 1,866     | 2,280     | 8,01,964    | 9,25,861  | 1,77,371  | 1,71,506  | 2,03,881  |
| Ghi . . . . . "  | 2,789     | 2,163     | 2,229     | 2,119     | 2,107     | 2,80,425    | 2,08,941  | 1,77,979  | 1,77,974  | 1,70,566  |
| Pickles, chutnies and condiments . "   | 12,186    | 11,830    | 13,735    | 11,065    | 11,352    | 2,57,568    | 2,52,430  | 3,05,411  | 2,78,373  | 2,66,682  |
| Others . . . . . Value   | —         | —         | —         | —         | —         | 1,90,551    | 1,66,700  | 1,41,995  | 1,98,064  | 157,103   |
| Total of Provisions, etc. . "  | —         | —         | —         | —         | —         | 10,30,508   | 8,53,082  | 8,02,766  | 8,20,017  | 804,232   |

No. 12—continued  
EXPORTS—continued

## INDIAN MERCHANDISE—continued

| PRINCIPAL AND OTHER ARTICLES   | QUANTITY       |                |                |                |                | VALUE              |                    |                    |                    |                    |
|--|----------------|----------------|----------------|----------------|----------------|--------------------|--------------------|--------------------|--------------------|--------------------|
|  | 1931-32        | 1932-33        | 1933-34        | 1934-35        | 1935-36        | 1931-32            | 1932-33            | 1933-34            | 1934-35            | 1935-36            |
| <b>BOMBAY—continued</b>  |                |                |                |                |                |                    |                    |                    |                    |                    |
| <b>BOMBAY (CHIEF PORT)—continued</b>                                     |                |                |                |                |                |                    |                    |                    |                    |                    |
| <b>Seeds—</b>  |                |                |                |                |                |                    |                    |                    |                    |                    |
| <b>Oil-seeds—</b>  |                |                |                |                |                |                    |                    |                    |                    |                    |
| <b>Essential—</b>  |                |                |                |                |                |                    |                    |                    |                    |                    |
| Alajama . . . . . Tons   | 139            | 98             | 119            | 83             | 104            | 44,220             | 31,215             | 32,558             | 24,877             | 33,399             |
| Coriander . . . . . "  | 627            | 404            | 756            | 322            | 659            | 2,26,076           | 1,51,716           | 2,23,190           | 1,04,301           | 1,85,540           |
| Curamin (other than black) . . . . . "                                   | 637            | 241            | 984            | 1,083          | 956            | 4,74,968           | 1,33,469           | 5,33,360           | 6,34,323           | 5,65,855           |
| Fennel . . . . . "   | 421            | 245            | 443            | 429            | 570            | 1,60,615           | 78,435             | 1,33,630           | 1,31,437           | 1,97,863           |
| Fenugreek . . . . . "  | 579            | 542            | 1,061          | 2,131          | 1,387          | 1,92,726           | 1,55,291           | 2,20,061           | 3,76,022           | 2,83,490           |
| Sawa or oil . . . . . "  | 436            | 423            | 650            | 873            | 648            | 85,540             | 83,116             | 89,700             | 1,38,265           | 1,08,640           |
| Others . . . . . "   | 1,307          | 1,350          | 903            | 313            | 721            | 5,06,956           | 4,07,624           | 1,98,407           | 87,005             | 2,99,331           |
| <b>Total of Essential . . . . . "</b>                                    | <b>4,146</b>   | <b>3,301</b>   | <b>4,830</b>   | <b>5,244</b>   | <b>5,051</b>   | <b>16,91,101</b>   | <b>10,40,866</b>   | <b>14,80,962</b>   | <b>14,97,130</b>   | <b>16,74,127</b>   |
| <b>Non-essential—</b>  |                |                |                |                |                |                    |                    |                    |                    |                    |
| Castor . . . . . "   | 60,143         | 49,389         | 33,626         | 25,164         | 31,197         | 89,08,783          | 70,40,150          | 40,55,806          | 30,91,362          | 43,65,552          |
| Copra or coconut kernel . . . . . "                                      | 31             | 38             | 36             | 63             | 40             | 13,635             | 15,243             | 11,688             | 17,017             | 16,483             |
| Cotton . . . . . "   | 10,945         | 1,639          | 4,975          | 35             | 33             | 5,46,812           | 1,01,752           | 2,87,898           | 3,976              | 4,063              |
| Groundnuts . . . . . "   | 176,026        | 82,997         | 91,303         | 74,639         | 80,242         | 2,98,37,273        | 1,52,23,546        | 1,18,81,308        | 92,82,872          | 1,26,07,934        |
| Linseed . . . . . "  | 44,704         | 25,027         | 184,720        | 130,319        | 75,507         | 67,43,245          | 38,86,905          | 2,43,14,394        | 1,67,97,080        | 1,02,23,403        |
| Mowa or mowra . . . . . "  | ..             | 171            | ..             | ..             | ..             | ..                 | 21,574             | 15                 | ..                 | 150                |
| Mustard . . . . . "  | 2,229          | 3,028          | 2,717          | 2,361          | 1,066          | 5,30,940           | 5,27,066           | 4,52,339           | 4,27,058           | 3,31,552           |
| Niger . . . . . "  | 348            | 475            | 243            | 173            | 346            | 54,362             | 62,918             | 30,175             | 24,874             | 54,392             |
| Poppy . . . . . "  | 213            | 676            | 800            | 67             | 37             | 52,500             | 1,51,700           | 1,60,089           | 16,207             | 11,404             |
| Rape . . . . . "   | 807            | 3,017          | 1,392          | 695            | 479            | 2,17,900           | 4,84,361           | 2,21,433           | 1,37,071           | 1,01,420           |
| Sesamum (oil or jinji) . . . . . "                                       | 11,133         | 9,823          | 14,284         | 3,721          | 1,118          | 20,91,556          | 18,70,302          | 21,08,515          | 6,73,007           | 2,30,574           |
| Tea . . . . . "  | 18             | 13             | ..             | 0              | 12             | 83,883             | 60,196             | ..                 | 31,500             | 67,303             |
| Others . . . . . "   | 3,044          | 1,120          | 7,335          | 921            | 995            | 2,93,237           | 1,23,307           | 9,62,666           | 1,00,376           | 1,02,250           |
| <b>Total of Non-essential . . . . . "</b>                                | <b>309,705</b> | <b>177,419</b> | <b>341,936</b> | <b>238,164</b> | <b>192,041</b> | <b>4,04,39,144</b> | <b>2,95,90,169</b> | <b>4,44,02,011</b> | <b>3,06,05,309</b> | <b>2,81,73,376</b> |
| <b>Other than oil-seeds . . . . . "</b>                                  | <b>39</b>      | <b>87</b>      | <b>124</b>     | <b>114</b>     | <b>526</b>     | <b>15,472</b>      | <b>18,983</b>      | <b>30,131</b>      | <b>1,56,665</b>    | <b>3,15,317</b>    |
| <b>Total of Seeds . . . . . "</b>  | <b>313,890</b> | <b>180,807</b> | <b>346,890</b> | <b>243,522</b> | <b>197,618</b> | <b>5,11,35,717</b> | <b>3,06,50,018</b> | <b>4,50,60,004</b> | <b>3,22,59,095</b> | <b>3,01,62,820</b> |
| <b>Soap . . . . . Cwts.</b>  | <b>12,323</b>  | <b>13,093</b>  | <b>14,703</b>  | <b>16,308</b>  | <b>20,693</b>  | <b>2,15,853</b>    | <b>2,25,376</b>    | <b>2,08,023</b>    | <b>2,34,077</b>    | <b>2,62,234</b>    |
| <b>Spices—</b>   |                |                |                |                |                |                    |                    |                    |                    |                    |
| Betelnuts . . . . . "  | 1,547          | 1,700          | 1,641          | 1,462          | 1,841          | 72,790             | 76,357             | 64,703             | 59,914             | 71,350             |
| Cardamoms . . . . . "  | 2,852          | 3,633          | 3,213          | 2,166          | 3,009          | 5,12,027           | 6,01,333           | 5,89,523           | 3,60,776           | 6,08,650           |
| Chillies . . . . . "   | 3,188          | 2,346          | 2,696          | 2,301          | 4,310          | 78,319             | 46,430             | 46,991             | 42,696             | 73,535             |
| Ginger . . . . . "   | 40,533         | 33,057         | 33,519         | 29,028         | 20,652         | 9,30,465           | 7,35,872           | 6,22,073           | 5,83,044           | 5,84,337           |
| Pepper . . . . . "   | 17,616         | 11,162         | 7,766          | 12,715         | 910            | 9,46,439           | 5,53,343           | 3,33,203           | 5,23,603           | 31,394             |
| Others . . . . . "   | 118            | 293            | 275            | 244            | 1,007          | 3,352              | 6,377              | 7,623              | 5,515              | 19,925             |
| <b>Total of Spices . . . . . "</b>                                       | <b>65,334</b>  | <b>57,391</b>  | <b>49,115</b>  | <b>47,914</b>  | <b>32,330</b>  | <b>25,93,392</b>   | <b>20,70,221</b>   | <b>16,19,126</b>   | <b>15,80,547</b>   | <b>13,79,750</b>   |
| <b>Sugar—</b>  |                |                |                |                |                |                    |                    |                    |                    |                    |
| Molasses (including Palmyra and cane jaggery) . . . . . "                | 69             | 76             | 89             | 81             | 86             | 29,316             | 33,078             | 33,342             | 23,463             | 30,240             |
| Others . . . . . "   | 32             | 10             | 7              | 4              | 3              | 13,950             | 4,632              | 3,109              | 1,908              | 3,169              |
| <b>Total of Sugar . . . . . "</b>  | <b>101</b>     | <b>86</b>      | <b>96</b>      | <b>85</b>      | <b>89</b>      | <b>43,275</b>      | <b>38,660</b>      | <b>36,451</b>      | <b>25,371</b>      | <b>33,409</b>      |
| <b>Tallow and Stearine (including grease and animal fat) . . . . . "</b> | <b>2,462</b>   | <b>2,077</b>   | <b>2,468</b>   | <b>1,659</b>   | <b>1,123</b>   | <b>1,19,078</b>    | <b>96,604</b>      | <b>1,08,351</b>    | <b>71,103</b>      | <b>46,247</b>      |
| <b>Tea—</b>  |                |                |                |                |                |                    |                    |                    |                    |                    |
| Black . . . . . Lbs.   | 298,225        | 161,497        | 184,530        | 150,547        | 50,443         | 2,70,259           | 1,30,774           | 1,27,896           | 79,580             | 45,501             |

INDIAN MERCHANDISE—continued

| PRINCIPAL AND OTHER ARTICLES               | QUANTITY  |            |            |            |            | VALUE      |              |              |              |              |              |
|--|-----------|------------|------------|------------|------------|------------|--------------|--------------|--------------|--------------|--------------|
|  | 1931-32   | 1932-33    | 1933-34    | 1934-35    | 1935-36    | 1931-32    | 1932-33      | 1933-34      | 1934-35      | 1935-36      |              |
| BOMBAY—continued                           |           |            |            |            |            |            |              |              |              |              |              |
| BOMBAY (CHIEF PORT)—continued              |           |            |            |            |            |            |              |              |              |              |              |
| Textiles—                                  |           |            |            |            |            |            |              |              |              |              |              |
| Cotton—                                    |           |            |            |            |            |            |              |              |              |              |              |
| Raw  | Tons      | 270,980    | 206,226    | 237,165    | 316,530    | 303,202    | 15,77,04,457 | 12,25,53,200 | 14,29,06,100 | 19,01,07,906 | 17,62,90,920 |
| Bales of 400 Lbs.                          | 1,517,488 | 1,154,867  | 1,328,125  | 1,772,017  | 1,697,980  |            |              |              |              |              |              |
| Waste                                      | Cwts.     | 224,675    | 215,833    | 263,700    | 325,145    | 418,635    | 32,05,110    | 31,44,511    | 37,87,037    | 47,69,138    | 64,52,693    |
| Twist and Yarn—                            |           |            |            |            |            |            |              |              |              |              |              |
| Grey—                                      |           |            |            |            |            |            |              |              |              |              |              |
| Nos. 1 to 10                               | Lbs.      | 5,948,013  | 8,840,230  | 4,425,330  | 2,374,033  | 3,294,907  | 25,97,016    | 17,20,841    | 18,08,038    | 12,30,041    | 14,12,739    |
| Nos. 11 to 20                              | "         | 10,050,218 | 9,845,983  | 9,081,037  | 7,432,201  | 6,528,416  | 60,54,686    | 53,09,161    | 46,91,654    | 36,97,187    | 27,85,780    |
| Nos. 21 to 30                              | "         | 193,840    | 210,748    | 1,879,100  | 1,302,180  | 28,400     | 1,62,850     | 1,75,920     | 10,66,450    | 7,23,592     | 16,547       |
| Nos. 31 to 40                              | "         | 92,600     | 156,800    | 15,100     | 14,200     | 6,750      | 31,175       | 1,10,325     | 10,350       | 11,425       | 5,387        |
| Above No. 40                               | "         | 6,800      | "          | 2,400      | 8,400      | 50         | 6,675        | "            | 1,800        | 5,750        | 50           |
| Two folds (doubles)                        | "         | 4,698,500  | 131,100    | 83,200     | 121,700    | 97,300     | 33,57,173    | 71,371       | 44,650       | 54,170       | 43,470       |
| White bleached                             | "         | 127,730    | 58,340     | 92,500     | "          | "          | 66,304       | 29,700       | 45,702       | "            | "            |
| White bleached Nos. 1-40                   | "         | "          | "          | 64,900     | 165,830    | 140,460    | "            | "            | 32,300       | 32,170       | 79,495       |
| Coloured—                                  |           |            |            |            |            |            |              |              |              |              |              |
| Nos. 1 to 20                               | "         | 84,748     | 78,360     | 67,910     | 83,020     | 54,840     | 62,659       | 59,330       | 56,590       | 56,090       | 33,765       |
| Nos. 21 to 40                              | "         | 4,700      | 1,600      | 4,680      | 1,020      | 6,000      | 5,550        | 2,000        | 3,760        | 1,330        | 3,350        |
| Above No. 40                               | "         | "          | 150        | 600        | 800        | "          | "            | 150          | 750          | 600          | "            |
| Two folds (doubles)                        | "         | 2,400      | "          | 2,400      | 8,000      | "          | 1,950        | "            | 3,000        | 9,200        | "            |
| Unspecified descriptions of twist and yarn | "         | 45,710     | "          | "          | "          | "          | 23,644       | "            | "            | "            | "            |
| Total of Twist and Yarn                    | "         | 21,259,849 | 14,323,311 | 15,725,057 | 12,013,834 | 9,101,123  | 1,24,24,749  | 74,87,608    | 78,56,020    | 58,70,756    | 44,21,083    |
| Manufactures—                              |           |            |            |            |            |            |              |              |              |              |              |
| Canvas                                     | Yds.      | 1,480      | 525        | "          | "          | 480        | 700          | 375          | "            | "            | 300          |
| Handkerchiefs and shawls in the piece      | No.       | 67,500     | 25,860     | 18,536     | 36,620     | 17,980     | 25,525       | 9,120        | 5,355        | 2,800        | 3,800        |
| Hosiery                                    | Value     | "          | "          | "          | "          | "          | 20,540       | 20,466       | 36,440       | 83,538       | 67,021       |
| Piece-goods—                               |           |            |            |            |            |            |              |              |              |              |              |
| Grey (unbleached)—                         |           |            |            |            |            |            |              |              |              |              |              |
| Chaddars and Dhuties                       | Yds.      | 2,216,782  | 1,813,337  | 1,576,448  | 1,214,670  | 895,955    | 6,69,076     | 5,81,956     | 4,53,607     | 3,40,300     | 2,54,817     |
| Drills and Jeans                           | "         | 112,450    | 194,138    | 298,066    | 490,795    | 364,020    | 27,900       | 43,887       | 74,590       | 97,629       | 1,07,841     |
| T. Cloth and Domestic                      | "         | 607,680    | 334,470    | 380,472    | 263,360    | "          | 1,22,340     | 93,800       | 65,275       | 53,043       | "            |
| Shirtings                                  | "         | 4,084,547  | 1,576,754  | 689,967    | 1,879,110  | 3,499,375  | 11,48,721    | 4,09,445     | 1,75,468     | 4,26,852     | 6,89,450     |
| Other sorts                                | "         | 1,297,268  | 522,549    | 1,085,438  | 2,299,279  | 3,500,448  | 2,54,740     | 1,17,724     | 2,55,304     | 4,75,011     | 6,72,503     |
| Total of Grey (unbleached)                 | "         | 8,318,672  | 4,491,248  | 3,980,301  | 6,144,314  | 8,750,798  | 22,22,777    | 11,98,612    | 10,24,244    | 13,92,895    | 17,84,171    |
| White (bleached)—                          |           |            |            |            |            |            |              |              |              |              |              |
| Chaddars and Dhuties                       | "         | 6,700      | 4,800      | 7,505      | 23,038     | 51,040     | 1,620        | 1,375        | 2,122        | 6,500        | 12,244       |
| Drills and Jeans                           | "         | 17,362     | 22,347     | 47,686     | 16,945     | 94,333     | 7,200        | 10,029       | 18,359       | 5,800        | 22,237       |
| Shirting                                   | "         | 29,314     | 81,492     | 101,295    | 88,914     | 640,115    | 6,571        | 24,475       | 26,425       | 20,321       | 1,48,401     |
| Others                                     | "         | 93,373     | 171,971    | 97,343     | 303,427    | 329,398    | 29,842       | 45,253       | 24,256       | 67,167       | 67,272       |
| Total of White (bleached)                  | "         | 146,749    | 280,610    | 253,829    | 439,374    | 1,115,486  | 45,238       | 81,432       | 71,162       | 99,738       | 2,50,154     |
| Coloured, printed, or dyed—                |           |            |            |            |            |            |              |              |              |              |              |
| Lungis and Saris                           | "         | 1,360,124  | 1,648,999  | 1,662,008  | 1,225,141  | 1,010,660  | 3,76,171     | 4,35,964     | 4,07,133     | 3,30,306     | 2,47,290     |
| Drills and Jeans                           | "         | 718,004    | 794,416    | 377,439    | 1,216,666  | 3,499,694  | 1,70,647     | 1,32,255     | 1,01,255     | 2,58,176     | 6,15,497     |
| Other sorts                                | "         | 63,242,888 | 34,268,464 | 29,394,305 | 26,611,905 | 34,226,799 | 1,59,11,323  | 82,96,781    | 65,27,138    | 78,09,960    | 89,47,817    |
| Total of Coloured, printed, or dyed        | "         | 65,320,066 | 36,708,879 | 31,408,752 | 29,058,712 | 38,737,153 | 1,63,58,141  | 89,15,000    | 70,35,526    | 78,93,442    | 93,10,604    |
| Total of Piece-goods                       | "         | 73,786,387 | 41,478,732 | 35,637,972 | 35,687,300 | 48,612,437 | 1,89,38,151  | 1,01,95,044  | 81,80,932    | 93,86,075    | 1,18,44,929  |
| Thread, sewing                             | Lbs.      | 175,997    | 96,780     | 95,110     | 121,348    | 126,238    | 2,38,419     | 1,19,808     | 1,04,432     | 1,16,108     | 1,11,338     |
| Other sorts of manufactures                | "         | 409,823    | 293,991    | 367,373    | 310,195    | 254,390    | 3,44,263     | 2,54,115     | 2,74,280     | 2,58,823     | 2,16,899     |
| Total of Cotton manufactures               | Value     | "          | "          | "          | "          | "          | 1,92,55,607  | 1,05,98,928  | 85,51,989    | 93,53,844    | 1,22,49,287  |
| Total of Cotton, raw and manufactures      | "         | "          | "          | "          | "          | "          | 19,25,89,923 | 14,37,84,337 | 16,30,49,505 | 21,06,10,293 | 19,94,13,933 |
| Haberdashery and millinery                 |           |            |            |            |            |            |              |              |              |              |              |
| Made-up Cotton goods*                      | "         | "          | "          | "          | "          | "          | "            | 41,430       | 54,947       | 64,557       | "            |
| Other Sorts*                               | "         | "          | "          | "          | "          | "          | "            | 1,17,983     | 4,51,499     | 2,92,051     | "            |
| Total Haberdashery                         | "         | "          | "          | "          | "          | "          | 2,76,772     | 3,98,812     | 3,03,362     | 5,06,446     | 2,98,608     |

\* Separately recorded from October, 1933.

## No. 12—continued

## EXPORTS—continued

## INDIAN MERCHANDISE—continued

| PRINCIPAL AND OTHER ARTICLES                                | QUANTITY          |                   |                 |                 |                  | VALUE        |              |              |              |              |
|---|-------------------|-------------------|-----------------|-----------------|------------------|--------------|--------------|--------------|--------------|--------------|
|   | 1931-32           | 1932-33           | 1933-34         | 1934-35         | 1935-36          | 1931-32      | 1932-33      | 1933-34      | 1934-35      | 1935-36      |
| <b>BOMBAY—continued</b>                                     |                   |                   |                 |                 |                  | R            | R            | R            | R            | R            |
| <b>BOMBAY (CHIEF PORT)—continued</b>                        |                   |                   |                 |                 |                  |              |              |              |              |              |
| <b>Textiles—continued</b>                                   |                   |                   |                 |                 |                  |              |              |              |              |              |
| <b>Hemp (chiefly esau)—</b>                                 |                   |                   |                 |                 |                  |              |              |              |              |              |
| Raw . . . Cwts.   | 62,495            | 70,536            | 86,452          | 90,432          | 120,893          | 7,34,022     | 9,10,470     | 11,66,568    | 12,35,434    | 16,78,891    |
| Manufactures (excluding cordage) . . . Value                | —                 | —                 | —               | —               | —                | 00           | ..           | 18           | ..           | 185          |
| Total of Hemp, raw and manufactures . . .                   | —                 | —                 | —               | —               | —                | 7,34,142     | 9,10,470     | 11,66,581    | 12,35,434    | 16,79,026    |
| <b>Jute—</b>  |                   |                   |                 |                 |                  |              |              |              |              |              |
| <b>Manufactures—</b>  |                   |                   |                 |                 |                  |              |              |              |              |              |
| Sacking Gunny bags { Tons<br>No.                            | 522<br>=513,468   | 515<br>=511,404   | 380<br>=382,368 | 470<br>=452,273 | -200<br>=311,350 | 2,25,700     | 1,06,051     | 1,27,710     | 1,70,158     | 94,679       |
| Gunny cloth—  |                   |                   |                 |                 |                  |              |              |              |              |              |
| Hessian . . . { Yds.<br>Tons                                | 1,323,521<br>=401 | 1,304,892<br>=427 | 868,022<br>=259 | 891,692<br>=274 | 197,144<br>=58   | 2,86,775     | 2,81,853     | 1,78,050     | 1,67,902     | 37,320       |
| Rope and twine . . Cwts.                                    | 1,718             | 1,308             | 1,067           | 1,048           | 1,815            | 42,128       | 30,590       | 33,016       | 44,686       | 29,853       |
| Other kinds . . . Value                                     | —                 | —                 | —               | —               | —                | 4,421        | 8,815        | 4,189        | 11,887       | 10,088       |
| Total of Jute manufactures . . .                            | —                 | —                 | —               | —               | —                | 5,59,114     | 5,17,809     | 8,87,983     | 8,94,528     | 1,71,340     |
| Others . . . . .  | —                 | —                 | —               | —               | —                | 2,450        | ..           | ..           | ..           | ..           |
| Total of Jute . . . . .                                     | —                 | —                 | —               | —               | —                | 5,61,564     | 5,17,809     | 8,87,983     | 8,94,528     | 1,71,340     |
| <b>Silk—</b>  |                   |                   |                 |                 |                  |              |              |              |              |              |
| <b>Raw—</b>   |                   |                   |                 |                 |                  |              |              |              |              |              |
| <b>Mulberry silk (excluding tasar and other wild silk)—</b> |                   |                   |                 |                 |                  |              |              |              |              |              |
| Raw . . . . . Lbs.  | 800               | 3,307             | 5,336           | 10,096          | 35,454           | 3,300        | 18,068       | 25,458       | 73,160       | 1,29,574     |
| Chasam or waste . . .                                       | 99,786            | 25,984            | 67,592          | 126,300         | 278,092          | 32,300       | 7,445        | 16,075       | 23,665       | 92,940       |
| Cocoons . . . . .   | ..                | 55                | ..              | ..              | ..               | ..           | 80           | ..           | ..           | ..           |
| <b>Wild silk, tasar, etc.—</b>                              |                   |                   |                 |                 |                  |              |              |              |              |              |
| Raw . . . . .   | ..                | 1,120             | 1,120           | 1,120           | ..               | ..           | 8,000        | 5,000        | 4,000        | ..           |
| Chasam or waste . . .                                       | 2,356             | ..                | ..              | 17,272          | ..               | 831          | ..           | ..           | 9,227        | ..           |
| Total of Silki raw . . .                                    | 102,042           | 80,466            | 74,048          | 163,798         | 314,446          | 36,481       | 33,598       | 47,433       | 1,10,052     | 2,10,514     |
| <b>Manufactures—</b>  |                   |                   |                 |                 |                  |              |              |              |              |              |
| Silk piece-goods . . Yds.                                   | 299               | 250               | 1,518           | 5,356           | 27,125           | 900          | 250          | 2,330        | 6,944        | 30,123       |
| Others . . . . . Value                                      | —                 | —                 | —               | —               | —                | 23,204       | 58,111       | 11,500       | 11,985       | 8,399        |
| Total of Silk manufactures . . .                            | —                 | —                 | —               | —               | —                | 24,254       | 58,361       | 13,830       | 18,929       | 38,513       |
| Total of Silki raw and manufactures . . .                   | —                 | —                 | —               | —               | —                | 60,685       | 91,954       | 61,263       | 1,28,981     | 2,55,027     |
| <b>Wool—</b>  |                   |                   |                 |                 |                  |              |              |              |              |              |
| <b>Raw . . . . . Lbs.</b>                                   | 16,763,280        | 11,438,952        | 19,904,528      | 9,538,785       | 15,262,334       | 94,87,062    | 46,39,271    | 82,75,481    | 39,58,070    | 69,66,949    |
| <b>Manufactures—</b>  |                   |                   |                 |                 |                  |              |              |              |              |              |
| Carpets and rugs . . .                                      | 188,001           | 318,387           | 462,277         | 538,782         | 512,566          | 7,17,609     | 7,49,158     | 7,24,610     | 8,05,324     | 8,01,122     |
| Piece-goods . . . Yds.                                      | 638               | 5,960             | 115             | 1,338           | 3,672            | 583          | 12,579       | 460          | 3,190        | 5,015        |
| Shawls . . . . . No.  | 1,662             | 2,218             | 8,435           | 9,460           | 21,758           | 11,775       | 17,217       | 23,250       | 37,300       | 76,054       |
| Others . . . . . Lbs.                                       | 37,812            | 110,887           | 66,349          | 51,578          | 62,283           | 63,673       | 1,18,123     | 48,825       | 35,978       | 71,727       |
| Total of Wool manufactures . . . Value                      | —                 | —                 | —               | —               | —                | 7,93,645     | 8,92,072     | 8,02,145     | 9,41,792     | 10,13,918    |
| Total of wool . . . . .                                     | —                 | —                 | —               | —               | —                | 1,02,30,727  | 55,31,843    | 90,77,626    | 43,99,862    | 79,80,367    |
| Other textiles . . . . .                                    | —                 | —                 | —               | —               | —                | 3,304        | 1,379        | 10           | 1,200        | 1,400        |
| Total of Textiles . . . . .                                 | —                 | —                 | —               | —               | —                | 20,44,67,117 | 16,12,45,104 | 17,40,61,420 | 21,77,76,654 | 20,97,63,251 |
| <b>Tobacco—</b>   |                   |                   |                 |                 |                  |              |              |              |              |              |
| Unmanufactured . . . Lbs.                                   | 4,298,079         | 4,375,207         | 5,005,810       | 6,024,942       | 7,385,252        | 15,78,314    | 17,33,789    | 20,57,159    | 22,06,243    | 22,40,801    |



TRADE AT CHIEF PORT  
BOMBAY

( 112 )

No. 12—continued  
EXPORTS—continued

INDIAN MERCHANDISE—continued

| PRINCIPAL AND OTHER ARTICLES   | QUANTITY  |           |           |           |           | VALUE        |              |              |              |              |
|--|-----------|-----------|-----------|-----------|-----------|--------------|--------------|--------------|--------------|--------------|
|  | 1931-32   | 1932-33   | 1933-34   | 1934-35   | 1935-36   | 1931-32      | 1932-33      | 1933-34      | 1934-35      | 1935-36      |
| <b>BOMBAY—continued</b>  |           |           |           |           |           | R            | R            | R            | R            | R            |
| BOMBAY (CHIEF PORT)—continued  |           |           |           |           |           |              |              |              |              |              |
| Tobacco—continued  |           |           |           |           |           |              |              |              |              |              |
| Manufactured . Lbs.  | 10,488    | 13,061    | 6,082     | 8,141     | 0,280     | 10,684       | 13,147       | 8,328        | 11,370       | 10,088       |
| Total of Tobacco "   | 4,309,167 | 4,888,268 | 5,611,892 | 6,033,083 | 7,301,541 | 15,88,998    | 18,01,936    | 20,65,937    | 22,17,613    | 22,51,589    |
| Toys and requisites for games and sports (including fishing tackle, other than firearms) . Value | —         | —         | —         | —         | —         | 90,165       | 1,27,006     | 2,18,019     | 2,03,530     | 2,08,305     |
| Wood and Timber—   |           |           |           |           |           |              |              |              |              |              |
| Teakwood . (Cubic Tons)  | 1,107     | 989       | 1,417     | 1,946     | 1,493     | 1,79,095     | 1,89,842     | 3,12,673     | 3,67,709     | 2,20,193     |
| Sandal wood . Tons   | 207       | 214       | 205       | 275       | 330       | 3,75,357     | 2,95,020     | 3,61,736     | 3,32,516     | 4,38,634     |
| Other kinds of Wood and Timber Value   | —         | —         | —         | —         | —         | 16,451       | 26,688       | 18,281       | 60,329       | 14,490       |
| Manufactures of wood, other than furniture and cabinetware . "                                   | —         | —         | —         | —         | —         | 1,02,991     | 1,08,327     | 1,81,431     | 1,07,923     | 96,508       |
| Total of Wood and Timber "   | —         | —         | —         | —         | —         | 6,78,894     | 6,19,372     | 8,78,121     | 8,68,580     | 8,23,894     |
| Postal Articles . . . "  | —         | —         | —         | —         | —         | 62,64,500    | 61,52,834    | 64,64,701    | 70,19,572    | 80,19,386    |
| All other articles of merchandise—   |           |           |           |           |           |              |              |              |              |              |
| Unmanufactured . "   | —         | —         | —         | —         | —         | 8,82,816     | 7,76,175     | 9,13,014     | 12,71,333    | 14,02,417    |
| Manufactured . "   | —         | —         | —         | —         | —         | 4,52,846     | 7,22,030     | 5,88,886     | 6,74,552     | 7,72,000     |
| <b>GRAND TOTAL (EXCLUSIVE OF GOVERNMENT STORES)</b>  |           |           |           |           |           | 31,50,95,936 | 23,16,60,005 | 27,83,84,728 | 30,49,92,735 | 30,20,88,890 |

No. 12—continued

## EXPORTS—continued

## INDIAN MERCHANDISE—concluded

## GOVERNMENT STORES

| PRINCIPAL AND OTHER ARTICLES  | QUANTITY |         |         |         |         | VALUE (₹) |         |          |          |          |
|---|----------|---------|---------|---------|---------|-----------|---------|----------|----------|----------|
|   | 1931-32  | 1932-33 | 1933-34 | 1934-35 | 1935-36 | 1931-32   | 1932-33 | 1933-34  | 1934-35  | 1935-36  |
| BOMBAY—continued  |          |         |         |         |         | R         | R       | R        | R        | R        |
| BOMBAY (CHIEF PORT)—continued   |          |         |         |         |         |           |         |          |          |          |
| Opium—  |          |         |         |         |         |           |         |          |          |          |
| Shipped direct to the Governments of Hong-kong, the Straits Settlements and other East Indian Governments Chest weighing cwt. | 5        | 5       | ..      | 1       | ..      | 1,714     | 1,702   | ..       | 1,099    | ..       |
| All other articles—   |          |         |         |         |         |           |         |          |          |          |
| Unmanufactured . Value  | —        | —       | —       | —       | —       | 12        | 43,793  | 43,600   | 1,00,000 | 7,216    |
| Manufactured . "  | —        | —       | —       | —       | —       | 1,04,174  | 29,756  | 66,694   | 62,289   | 2,03,531 |
| Total of Government stores . "  | —        | —       | —       | —       | —       | 1,05,900  | 75,256  | 1,10,494 | 1,60,288 | 2,10,747 |

## EXPORTS

## FOREIGN MERCHANDISE

| PRINCIPAL AND OTHER ARTICLES  | QUANTITY |         |         |         |         | VALUE    |          |          |          |          |
|---|----------|---------|---------|---------|---------|----------|----------|----------|----------|----------|
|   | 1931-32  | 1932-33 | 1933-34 | 1934-35 | 1935-36 | 1931-32  | 1932-33  | 1933-34  | 1934-35  | 1935-36  |
| Animals, living—  |          |         |         |         |         | R        | R        | R        | R        | R        |
| Horses . . . . . No.  | 87       | 98      | 66      | 63      | 33      | 2,14,750 | 3,45,900 | 1,13,900 | 1,20,800 | 1,19,700 |
| Other kinds . . . . . "   | 58       | 24      | 718     | 102     | 44      | 9,386    | 6,225    | 1,27,355 | 12,430   | 7,437    |
| Total of Animals, living . . . . . "  | 125      | 122     | 784     | 165     | 77      | 2,24,135 | 3,51,125 | 2,41,255 | 1,33,230 | 1,27,137 |
| Apparel (including drapery, uniforms and accessories, but excluding hosiery, and boots and shoes) . . . . . Value | —        | —       | —       | —       | —       | 6,45,023 | 5,81,970 | 4,09,506 | 3,74,041 | 4,38,541 |
| Arms, Ammunition and Military Stores—   |          |         |         |         |         |          |          |          |          |          |
| Firearms, and parts thereof . . . . . "   | —        | —       | —       | —       | —       | 71,810   | 62,505   | 96,845   | 86,323   | 88,608   |
| Others . . . . . "  | —        | —       | —       | —       | —       | 4,295    | 1,783    | 1,986    | 1,165    | 1,074    |
| Total of Arms, etc. . . . . "   | —        | —       | —       | —       | —       | 76,105   | 64,288   | 98,831   | 87,488   | 89,682   |
| Art, works of (other than pictures) . . . . . "   | —        | —       | —       | —       | —       | 23,169   | 58,108   | 1,09,079 | 11,329   | 16,605   |
| Books, printed, and printed matter (not being stationery), including maps and charts . . . . . Cwts.              | 816      | 488     | 567     | 525     | 780     | 1,38,696 | 1,02,698 | 1,08,086 | 97,292   | 1,00,552 |
| Chemicals and Chemical preparations, excluding Chemical manures and medicines Value                               | —        | —       | —       | —       | —       | 71,656   | 75,929   | 66,736   | 69,374   | 92,064   |

TRADE AT CHIEF PORT  
BOMBAY

( 114 )

No. 12—continued  
EXPORTS—continued

FOREIGN MERCHANDISE—continued

| PRINCIPAL AND OTHER ARTICLES  | QUANTITY |         |         |         |         | VALUE    |          |          |          |          |
|---|----------|---------|---------|---------|---------|----------|----------|----------|----------|----------|
|   | 1931-32  | 1932-33 | 1933-34 | 1934-35 | 1935-36 | 1931-32  | 1932-33  | 1933-34  | 1934-35  | 1935-36  |
|   |          |         |         |         |         | R        | R        | R        | R        | R        |
| <i>BOMBAY—continued</i>   |          |         |         |         |         |          |          |          |          |          |
| <i>BOMBAY (CHIEF PORT)—continued</i>                                  |          |         |         |         |         |          |          |          |          |          |
| Coal and Coke . . . Tons  | 4,586    | 1,970   | 1,296   | ..      | ..      | 1,21,147 | 49,535   | 21,839   | 10       | ..       |
| Coffee . . . Cwts.  | 2,731    | 157     | ..      | 6       | ..      | 1,10,702 | 9,450    | ..       | 320      | ..       |
| Drugs and Medicines (excluding chemicals and narcotics)—              |          |         |         |         |         |          |          |          |          |          |
| Asafetida . . . Cwts.   | 1,024    | 627     | 977     | 1,406   | 1,610   | 42,024   | 28,460   | 34,285   | 43,971   | 42,815   |
| Others . . . Value  | —        | —       | —       | —       | —       | 1,01,698 | 1,04,561 | 1,03,564 | 2,46,489 | 2,36,230 |
| Total Drugs and Medicines (excluding chemicals and narcotics) . . . " | —        | —       | —       | —       | —       | 1,43,717 | 1,33,011 | 1,37,849 | 2,89,460 | 2,79,045 |
| Dyeing and Tanning substances—  |          |         |         |         |         |          |          |          |          |          |
| Dyes obtained from coal tar—  |          |         |         |         |         |          |          |          |          |          |
| Aniline . . . Lbs.  | 64,370   | 99,897  | 109,718 | 100,445 | 135,547 | 1,10,351 | 2,63,129 | 1,97,764 | 1,73,407 | 1,71,786 |
| Others . . . "  | 3,696    | 179     | 448     | 5,391   | 33,920  | 10,594   | 76       | 907      | 9,436    | 19,718   |
| Others . . . Value  | —        | —       | —       | —       | —       | 50,163   | 49,472   | 45,059   | 53,098   | 45,102   |
| Total of Dyeing and tanning substances . . . "                        | —        | —       | —       | —       | —       | 1,71,108 | 3,12,677 | 2,44,330 | 2,35,941 | 2,36,606 |
| Fish (excluding canned fish)—   |          |         |         |         |         |          |          |          |          |          |
| Fish, dry, salted and unsalted . . . Cwts.                            | 45       | 213     | 57      | 5       | 15      | 1,246    | 2,475    | 657      | 100      | 150      |
| Fishmaww and shark-fins . . . "                                       | 3,073    | 2,051   | 2,034   | 837     | 1,112   | 4,47,571 | 2,40,588 | 2,20,741 | 87,600   | 66,930   |
| Total of Fish . . . "   | 3,118    | 2,264   | 2,141   | 842     | 1,126   | 4,48,817 | 2,43,063 | 2,21,198 | 87,700   | 66,980   |
| Fruits and Vegetables—  |          |         |         |         |         |          |          |          |          |          |
| Fresh fruits and vegetables . . . Value                               | —        | —       | —       | —       | —       | 64,940   | 48,347   | 28,678   | 228      | ..       |
| Fruits and vegetables : dried, salted, or preserved—                  |          |         |         |         |         |          |          |          |          |          |
| Dates . . . Tons  | 68       | 31      | 46      | 42      | 54      | 15,630   | 7,372    | 10,265   | 8,559    | 13,050   |
| Other sorts . . . "   | 717      | 521     | 442     | 383     | 499     | 5,84,188 | 3,75,800 | 2,77,022 | 2,89,302 | 3,80,297 |
| Total of Fruits and Vegetables . . . Value                            | —        | —       | —       | —       | —       | 6,61,758 | 4,31,519 | 3,15,965 | 2,98,089 | 3,93,347 |
| Furniture and cabinet ware . . . "                                    | —        | —       | —       | —       | —       | 1,03,796 | 47,606   | 54,400   | 36,797   | 30,026   |
| Glass and glassware . . . "   | —        | —       | —       | —       | —       | 1,32,101 | 1,32,011 | 1,35,067 | 1,52,802 | 1,10,181 |
| Grain, Pulse and flour—   |          |         |         |         |         |          |          |          |          |          |
| Rice not in the husk Tons   | 1,973    | ..      | 5       | 29      | 148     | 1,72,900 | ..       | 1,000    | 2,400    | 12,000   |
| Wheat . . . "   | 2,205    | ..      | ..      | ..      | ..      | 1,75,908 | ..       | ..       | ..       | ..       |
| Other sorts . . . "   | ..       | 4       | 1       | 81      | ..      | 67       | 840      | 175      | 10,004   | 40       |
| Total of Grains, etc. . . "   | 4,178    | 4       | 6       | 110     | 148     | 3,48,935 | 840      | 1,175    | 13,004   | 12,040   |

No. 12—continued

EXPORTS—continued

## FOREIGN MERCHANDISE—continued

| PRINCIPAL AND OTHER ARTICLES   | QUANTITY          |                 |                 |                |                 | VALUE            |                 |                 |                 |                 |
|--|-------------------|-----------------|-----------------|----------------|-----------------|------------------|-----------------|-----------------|-----------------|-----------------|
|  | 1931-32           | 1932-33         | 1933-34         | 1934-35        | 1935-36         | 1931-32          | 1932-33         | 1933-34         | 1934-35         | 1935-36         |
| <b>BOMBAY—contd.</b>   |                   |                 |                 |                |                 | R                | R               | R               | R               | R               |
| <b>BOMBAY (CHIEF PORT)—contd.</b>  |                   |                 |                 |                |                 |                  |                 |                 |                 |                 |
| <b>Gums and Resins—</b>  |                   |                 |                 |                |                 |                  |                 |                 |                 |                 |
| Arabic . . . . . Cwts.   | 601               | 227             | 217             | 176            | 1,568           | 24,535           | 4,298           | 3,948           | 3,477           | 34,099          |
| Benjamin . . . . . "   | 1,298             | 1,015           | 724             | 587            | 444             | 57,991           | 40,958          | 25,151          | 24,950          | 19,108          |
| Jilbanum or frankincense . . . . . "   | 15,890            | 14,458          | 17,006          | 19,383         | 20,889          | 3,36,214         | 2,73,837        | 2,49,128        | 2,32,677        | 2,69,377        |
| Other sorts . . . . . "  | 23,702            | 17,769          | 21,764          | 10,748         | 14,505          | 5,97,101         | 3,91,280        | 3,81,079        | 2,73,010        | 2,54,761        |
| <b>Total of Gums and Resins . . . . .</b>  | <b>41,491</b>     | <b>33,469</b>   | <b>39,711</b>   | <b>36,894</b>  | <b>37,391</b>   | <b>10,15,841</b> | <b>7,10,422</b> | <b>6,09,906</b> | <b>5,64,714</b> | <b>5,77,345</b> |
| <b>Hardware (excluding Cutlery and electro-plated ware) . . . . . Value</b>  | —                 | —               | —               | —              | —               | 7,24,957         | 6,60,529        | 6,64,187        | 6,20,760        | 5,68,673        |
| <b>Hides and Skins, raw—</b>   |                   |                 |                 |                |                 |                  |                 |                 |                 |                 |
| Skins, raw . . . . . { Tons<br>No.   | 308<br>—1,175,714 | 141<br>—456,895 | 100<br>—354,483 | 95<br>—320,868 | 148<br>—480,837 | 82,72,971        | 23,81,876       | 15,69,518       | 46,44,634       | 80,05,715       |
| <b>Instruments, Apparatus, and Appliances, and parts thereof—</b>  |                   |                 |                 |                |                 |                  |                 |                 |                 |                 |
| Electrical . . . . . Value   | —                 | —               | —               | —              | —               | 1,84,460         | 73,501          | 1,12,491        | 1,54,773        | 1,38,057        |
| Musical—   |                   |                 |                 |                |                 |                  |                 |                 |                 |                 |
| Talking machines and accessories . . . . . "   | —                 | —               | —               | —              | —               | 27,708           | 47,769          | 10,732          | 57,918          | 19,732          |
| Other sorts . . . . . "  | —                 | —               | —               | —              | —               | 37,158           | 37,018          | 19,388          | 46,432          | 17,030          |
| Photographic . . . . . "   | —                 | —               | —               | —              | —               | 2,48,623         | 1,62,745        | 1,80,816        | 1,96,030        | 3,00,900        |
| Others . . . . . "   | —                 | —               | —               | —              | —               | 80,076           | 98,984          | 78,580          | 1,11,048        | 64,027          |
| <b>Total of Instruments, apparatus, and appliances, and parts thereof . . . . .</b>                                    | —                 | —               | —               | —              | —               | <b>5,28,020</b>  | <b>4,15,017</b> | <b>3,96,952</b> | <b>5,66,201</b> | <b>5,39,755</b> |
| <b>Ivory—</b>  |                   |                 |                 |                |                 |                  |                 |                 |                 |                 |
| Unmanufactured . . . . . Lbs.  | 5,178             | 9,983           | 7,567           | 9,971          | 9,462           | 30,648           | 53,080          | 30,397          | 40,827          | 40,065          |
| Manufactured . . . . . Value   | —                 | —               | —               | —              | —               | 325              | 220             | 5,935           | 4,535           | 15              |
| <b>Total of Ivory . . . . .</b>  | —                 | —               | —               | —              | —               | <b>31,473</b>    | <b>53,300</b>   | <b>36,332</b>   | <b>45,362</b>   | <b>40,080</b>   |
| <b>Jewellery (excluding imitation jewellery and precious stones and pearls, unset), also plate of gold and silver—</b> |                   |                 |                 |                |                 |                  |                 |                 |                 |                 |
| Jewellery . . . . . "  | —                 | —               | —               | —              | —               | 6,770            | 2,136           | 7,400           | 13,988          | 82,108          |
| Plate of gold and silver . . . . . "   | —                 | —               | —               | —              | —               | 1,98,021         | 1,12,627        | 97,220          | 1,21,989        | 81,407          |
| <b>Total of Jewellery, etc. . . . .</b>  | —                 | —               | —               | —              | —               | <b>1,99,791</b>  | <b>1,14,763</b> | <b>1,04,620</b> | <b>1,35,977</b> | <b>1,63,515</b> |
| <b>Leather—</b>  |                   |                 |                 |                |                 |                  |                 |                 |                 |                 |
| Hides tanned or dressed { Tons<br>No.  | ..<br>..77        | ..<br>..        | ..<br>..        | ..<br>..       | 26<br>—10,578   | 3,500            | ..              | ..              | ..              | 51,540          |
| Other Manufactures (excluding boots and shoes) . . . . . Value   | —                 | —               | —               | —              | —               | 99,644           | 48,074          | 61,573          | 64,550          | 25,561          |
| <b>Total of Leather . . . . .</b>  | —                 | —               | —               | —              | —               | <b>1,03,144</b>  | <b>48,074</b>   | <b>64,573</b>   | <b>64,550</b>   | <b>77,101</b>   |
| <b>Liquors—</b>  |                   |                 |                 |                |                 |                  |                 |                 |                 |                 |
| Spirits . . . . . Gals.  | 1,031             | 1,052           | 1,480           | 1,526          | 2,188           | 14,603           | 19,262          | 22,002          | 23,342          | 22,695          |
| Others . . . . . "   | 2,243             | 4,934           | 2,618           | 672            | 2,841           | 12,765           | 23,676          | 11,811          | 5,707           | 12,094          |
| <b>Total of Liquors . . . . .</b>  | <b>3,274</b>      | <b>5,986</b>    | <b>4,098</b>    | <b>2,198</b>   | <b>5,029</b>    | <b>27,367</b>    | <b>42,938</b>   | <b>34,713</b>   | <b>29,049</b>   | <b>34,789</b>   |
| <b>Machinery and Millwork—</b>   |                   |                 |                 |                |                 |                  |                 |                 |                 |                 |
| Prime-movers (other than electrical) . . . . . Value   | —                 | —               | —               | —              | —               | 17,798           | 28,325          | 17,430          | 33,671          | 22,302          |
| Electrical machinery of all kinds . . . . . "  | —                 | —               | —               | —              | —               | 56,024           | 44,013          | 61,032          | 23,709          | 22,608          |
| Other sorts of machinery . . . . . "   | —                 | —               | —               | —              | —               | 4,56,780         | 3,78,185        | 2,84,650        | 3,67,311        | 3,33,537        |
| <b>Total of Machinery and millwork . . . . .</b>   | —                 | —               | —               | —              | —               | <b>5,31,180</b>  | <b>4,60,523</b> | <b>3,48,111</b> | <b>4,29,691</b> | <b>3,83,447</b> |

TRADE AT CHIEF PORT  
BOMBAY

( 116 )

No. 12—continued  
EXPORTS—continued

FOREIGN MERCHANDISE—continued

| PRINCIPAL AND OTHER ARTICLES                                       | QUANTITY       |                  |                  |               |               | VALUE            |                 |                  |                  |                  |
|--|----------------|------------------|------------------|---------------|---------------|------------------|-----------------|------------------|------------------|------------------|
|  | 1931-32        | 1932-33          | 1933-34          | 1934-35       | 1935-36       | 1931-32          | 1932-33         | 1933-34          | 1934-35          | 1935-36          |
|  |                |                  |                  |               |               | R                | R               | R                | R                | R                |
| <b>BOMBAY—continued</b>  |                |                  |                  |               |               |                  |                 |                  |                  |                  |
| <b>BOMBAY (CHIEF PORT)—continued</b>                               |                |                  |                  |               |               |                  |                 |                  |                  |                  |
| <b>Metals and Ores—</b>  |                |                  |                  |               |               |                  |                 |                  |                  |                  |
| <b>Brass, Bronze, and similar alloys and manufactures thereof—</b> |                |                  |                  |               |               |                  |                 |                  |                  |                  |
| <b>Wrought—</b>  |                |                  |                  |               |               |                  |                 |                  |                  |                  |
| Mixed or yellow metal for sheathing Cwts.                          | 220            | 198              | 41               | 116           | 1,650         | 10,743           | 8,811           | 1,207            | 4,194            | 35,691           |
| Other sorts . . . "  | 120            | 176              | 246              | 7,029         | 3,729         | 15,444           | 17,377          | 36,936           | 1,81,320         | 1,83,329         |
| <b>Total of Brass, etc. . . "</b>                                  | <b>340</b>     | <b>374</b>       | <b>287</b>       | <b>7,145</b>  | <b>5,379</b>  | <b>26,187</b>    | <b>26,188</b>   | <b>38,143</b>    | <b>1,85,514</b>  | <b>1,69,020</b>  |
| <b>Copper—</b>   |                |                  |                  |               |               |                  |                 |                  |                  |                  |
| <b>Wrought—</b>  |                |                  |                  |               |               |                  |                 |                  |                  |                  |
| Sheets and other manufactures "                                    | 299            | 125              | 704              | 3,754         | 7,380         | 16,829           | 6,247           | 26,068           | 1,17,049         | 2,86,441         |
| <b>Iron or Steel—</b>  |                |                  |                  |               |               |                  |                 |                  |                  |                  |
| Bars, bridge work and channels . . . Tons                          | 51             | 46               | 38               | 54            | 25            | 35,109           | 23,427          | 30,048           | 29,870           | 8,275            |
| Hoops and strips . . . "   | 105            | 74               | 93               | 63            | 68            | 29,338           | 15,803          | 20,392           | 16,411           | 16,782           |
| Old, for re-manufacture . . . "                                    | 65,408         | 30,064           | 43,963           | 25,584        | 22,377        | 11,02,568        | 5,53,684        | 10,12,693        | 6,35,308         | 5,84,424         |
| Pipes and fittings cast "  | 124            | 8                | 17               | 71            | 14            | 27,331           | 2,548           | 7,090            | 13,038           | 5,707            |
| Others . . . . "   | 79             | 112              | 170              | 219           | 192           | 27,070           | 34,865          | 36,350           | 54,154           | 60,559           |
| <b>Total of Iron or Steel . . . "</b>                              | <b>65,787</b>  | <b>30,304</b>    | <b>44,286</b>    | <b>25,996</b> | <b>22,676</b> | <b>12,22,151</b> | <b>6,85,327</b> | <b>11,07,578</b> | <b>7,38,779</b>  | <b>6,75,747</b>  |
| <b>Iron—</b>   |                |                  |                  |               |               |                  |                 |                  |                  |                  |
| Unwrought (blocks, ingots, bars, and slabs) Cwts.                  | 441            | 399              | 207              | 76            | 133           | 47,747           | 40,006          | 24,420           | 10,664           | 20,333           |
| <b>Metals—Others . . . "</b>                                       |                |                  |                  |               |               |                  |                 |                  |                  |                  |
| Ores—Others . . . Tons   | 3,620          | 3,057            | 7,619            | 9,458         | 16,979        | 2,68,123         | 2,52,322        | 4,07,052         | 7,51,802         | 10,23,023        |
| <b>Total of Metals . . . "</b>                                     | <b>66,002</b>  | <b>30,501</b>    | <b>44,727</b>    | <b>27,018</b> | <b>24,170</b> | <b>16,01,142</b> | <b>9,60,090</b> | <b>16,94,761</b> | <b>18,03,808</b> | <b>21,24,619</b> |
| <b>Total of Ores . . . "</b>                                       |                |                  |                  |               |               |                  |                 |                  |                  |                  |
| <b>Total of Metals and Ores . . . "</b>                            | <b>66,005</b>  | <b>30,520</b>    | <b>44,737</b>    | <b>27,033</b> | <b>24,177</b> | <b>16,02,634</b> | <b>9,69,189</b> | <b>16,99,976</b> | <b>18,11,793</b> | <b>21,31,034</b> |
| <b>Oils—</b>   |                |                  |                  |               |               |                  |                 |                  |                  |                  |
| Animal . . . { Cwts. & Gals.                                       | 38             | 2                | 315              | 152           | 14            | 268              | 39              | 4,514            | 2,615            | 135              |
| Essential . . . { Lbs. & Gals.                                     | 458            | 17               | 3,321            | 1,327         | 168           |                  |                 |                  |                  |                  |
| Miscellaneous . . . Gals.  | 2,750          | 2,929            | 3,394            | 5,927         | 10,009        | 7,555            | 11,716          | 9,385            | 21,330           | 21,546           |
| Vegetable non-essential . . . { Cwts. & Gals.                      | 303            | 324              | 373              | 659           | 1,091         |                  |                 |                  |                  |                  |
| <b>Total of Oils . . . Gals.</b>                                   | <b>993,323</b> | <b>1,366,471</b> | <b>1,114,868</b> | <b>63,497</b> | <b>26,323</b> | <b>3,13,859</b>  | <b>3,76,079</b> | <b>3,62,374</b>  | <b>1,33,323</b>  | <b>51,667</b>    |
| Paints and Colours . . . Cwts.                                     | 154            | 69               | 145              | 81            | 1,035         | 4,191            | 2,716           | 4,554            | 3,036            | 14,924           |
| <b>Total of Oils . . . Gals.</b>                                   | <b>1,911</b>   | <b>855</b>       | <b>1,780</b>     | <b>1,032</b>  | <b>12,440</b> |                  |                 |                  |                  |                  |
| <b>Total of Oils . . . Gals.</b>                                   | <b>995,993</b> | <b>1,367,667</b> | <b>1,120,927</b> | <b>67,015</b> | <b>40,022</b> | <b>3,25,878</b>  | <b>3,90,550</b> | <b>3,80,327</b>  | <b>1,60,204</b>  | <b>66,321</b>    |
| <b>Paints and Colours . . . Cwts.</b>                              | <b>1,271</b>   | <b>1,357</b>     | <b>678</b>       | <b>755</b>    | <b>877</b>    | <b>27,654</b>    | <b>90,301</b>   | <b>71,483</b>    | <b>62,662</b>    | <b>68,080</b>    |

No. 12—continued  
EXPORTS—continued

## FOREIGN MERCHANDISE—continued

| PRINCIPAL AND OTHER ARTICLES  | QUANTITY   |            |            |           |           | VALUE     |           |           |           |           |
|---|------------|------------|------------|-----------|-----------|-----------|-----------|-----------|-----------|-----------|
|   | 1931-32    | 1932-33    | 1933-34    | 1934-35   | 1935-36   | 1931-32   | 1932-33   | 1933-34   | 1934-35   | 1935-36   |
| <b>BOMBAY—continued</b>   |            |            |            |           |           | R         | R         | R         | R         | R         |
| <b>BOMBAY (CHIEF PORT)—continued</b>  |            |            |            |           |           |           |           |           |           |           |
| <b>Paper and Pastboard—</b>   |            |            |            |           |           |           |           |           |           |           |
| <b>Paper—</b>   |            |            |            |           |           |           |           |           |           |           |
| Printing paper . . . Cwts.  | 161        | 132        | 68         | 8         | 441       | 4,229     | 3,162     | 1,395     | 120       | 5,739     |
| Writing paper and envelopes . . . Value   | —          | —          | —          | —         | —         | 17,031    | 17,661    | 27,008    | 13,807    | 10,367    |
| Other kinds of paper (including paper manufactures) . . . Cwts.   | 1,506      | 1,302      | 901        | 859       | 1,097     | 25,598    | 27,296    | 11,896    | 12,523    | 20,954    |
| <b>Pastboard, millboard, and cardboard of all kinds . . . "</b>   | 280        | 486        | 140        | 110       | 109       | 4,621     | 5,947     | 2,959     | 1,465     | 2,014     |
| <b>Total of Paper and Pastboard . . . Value</b>   | —          | —          | —          | —         | —         | 51,479    | 54,066    | 46,218    | 27,915    | 39,994    |
| <b>Precious stones and pearls, uncut . . . "</b>  | —          | —          | —          | —         | —         | 1,61,000  | 1,08,600  | 1,16,450  | 94,850    | 85,000    |
| <b>Provisions and Oilman's stores (including fish and fruits and vegetables, canned or bottled and confectionery) . . . Cwts.</b> | 1,530      | 1,131      | 1,032      | 1,022     | 1,107     | 1,10,720  | 73,691    | 54,530    | 43,021    | 43,264    |
| <b>Rubber—</b>  |            |            |            |           |           |           |           |           |           |           |
| <b>Manufactures* . . . Value</b>  | —          | —          | —          | —         | 160,242   | 1,31,434  | 1,96,778  | 1,08,745  | 1,00,177  | 1,32,743  |
| <b>Spices—</b>  |            |            |            |           |           |           |           |           |           |           |
| <b>Cassia Ligna . . . Cwts.</b>   | 1,012      | 2,795      | 1,461      | 477       | 2,441     | 15,894    | 33,829    | 18,723    | 7,198     | 26,920    |
| <b>Gloves . . . "</b>   | 545        | 1,114      | 615        | 467       | 769       | 31,380    | 61,903    | 24,996    | 15,436    | 24,707    |
| <b>Others . . . "</b>   | 2,595      | 5,367      | 5,811      | 1,378     | 38,647    | 1,49,643  | 3,01,159  | 2,00,194  | 40,216    | 7,73,287  |
| <b>Total of Spices . . . "</b>  | 4,152      | 9,276      | 7,887      | 2,322     | 41,857    | 1,96,917  | 3,96,891  | 2,43,913  | 62,850    | 8,25,004  |
| <b>Sugar—</b>   |            |            |            |           |           |           |           |           |           |           |
| <b>Sugar, 33 Dutch Standard and above . . . Tons</b>  | 794        | 553        | 1,135      | 824       | 1,374     | 6,84,906  | 81,566    | 1,92,939  | 1,32,794  | 2,40,964  |
| <b>Others . . . "</b>   | ..         | 7          | ..         | 10        | 10        | ..        | 2,230     | 75        | 900       | 2,900     |
| <b>Total of Sugar . . . "</b>   | 794        | 560        | 1,135      | 834       | 1,384     | 6,84,906  | 83,796    | 1,93,014  | 1,34,694  | 2,43,864  |
| <b>Textiles—</b>  |            |            |            |           |           |           |           |           |           |           |
| <b>Cotton—</b>  |            |            |            |           |           |           |           |           |           |           |
| <b>Raw . . . "</b>  | 165        | 119        | 522        | 630       | 305       | 1,70,210  | 89,156    | 3,86,202  | 4,15,605  | 3,10,343  |
| <b>Twist and yarn . . . Lbs.</b>  | 527,214    | 1,371,109  | 564,501    | 332,462   | 199,992   | 4,58,587  | 9,61,686  | 4,10,570  | 2,54,383  | 1,75,590  |
| <b>Manufactures—</b>  |            |            |            |           |           |           |           |           |           |           |
| <b>Handkerchiefs and shawls in the Piece No.</b>  | 21,328     | 13,596     | 47,634     | 23,350    | 33,138    | 2,709     | 3,090     | 20,927    | 5,160     | 4,310     |
| <b>Hosiery . . . Value</b>  | —          | —          | —          | —         | —         | 45,323    | 36,376    | 29,943    | 36,011    | 37,138    |
| <b>Pilesgoods—</b>  |            |            |            |           |           |           |           |           |           |           |
| <b>Grey (unbleached) . . . Yds.</b>   | 5,231,850  | 5,255,367  | 4,480,916  | 3,538,710 | 4,450,534 | 11,72,162 | 12,08,257 | 10,26,015 | 8,57,082  | 8,32,739  |
| <b>White (bleached) . . . "</b>   | 2,218,332  | 3,466,470  | 6,021,053  | 3,073,204 | 1,533,856 | 5,31,688  | 7,33,027  | 13,27,123 | 4,63,245  | 3,69,302  |
| <b>Coloured, printed, or dyed . . . "</b>   | 7,269,375  | 12,453,811 | 13,007,786 | 4,127,524 | 3,357,468 | 17,63,143 | 24,33,568 | 26,51,660 | 9,33,795  | 7,33,693  |
| <b>Fents of all descriptions . . . "</b>  | 4,353      | 26,757     | 28,682     | 134,021   | 304,252   | 1,275     | 7,078     | 7,303     | 33,323    | 55,271    |
| <b>Total of Pilesgoods . . . "</b>  | 14,743,910 | 21,202,405 | 23,538,437 | 9,873,459 | 9,646,110 | 34,68,263 | 44,36,925 | 50,12,196 | 12,87,445 | 19,91,002 |
| <b>Thread, sewing . . . Lbs.</b>  | 37,754     | 65,013     | 27,946     | 23,351    | 13,956    | 80,321    | 1,35,367  | 70,424    | 76,132    | 33,805    |
| <b>Others . . . Value</b>   | —          | —          | —          | —         | —         | 5,664     | 13,258    | 7,272     | 31,469    | 11,946    |
| <b>Total of Cotton, etc. . . "</b>  | —          | —          | —          | —         | —         | 42,54,082 | 56,76,858 | 59,37,534 | 31,56,825 | 25,70,136 |
| <b>Haberdashery and millinery . . . "</b>   | —          | —          | —          | —         | —         | 4,32,332  | 3,30,199  | 3,22,187  | 3,11,198  | 3,63,922  |

\* Quantity in lbs. is shown from the year 1935-36.

FOREIGN MERCHANDISE—continued

| PRINCIPAL AND OTHER ARTICLES                                      | QUANTITY |         |         |           |           | VALUE       |             |             |             |            |
|---|----------|---------|---------|-----------|-----------|-------------|-------------|-------------|-------------|------------|
|   | 1931-32  | 1932-33 | 1933-34 | 1934-35   | 1935-36   | 1931-32     | 1932-33     | 1933-34     | 1934-35     | 1935-36    |
| <b>BOMBAY—continued</b>   |          |         |         |           |           | R           | R           | R           | R           | R          |
| <b>BOMBAY (CHIEF PORT)—continued</b>                              |          |         |         |           |           |             |             |             |             |            |
| <b>Textiles—continued</b>   |          |         |         |           |           |             |             |             |             |            |
| <b>Silk—</b>  |          |         |         |           |           |             |             |             |             |            |
| Raw . . . . Lbs.  | 2,157    | 2,570   | 2,873   | 2,783     | 7,558     | 10,550      | 13,844      | 17,630      | 18,634      | 27,300     |
| Silk yarn, nolls and warps ..                                     | 4,925    | 4,646   | 9,456   | 8,386     | 17,710    | 20,847      | 20,390      | 33,415      | 30,120      | 55,788     |
| <b>Manufactures—</b>  |          |         |         |           |           |             |             |             |             |            |
| Goods of silk mixed with other materials Yards                    | 975      | 8,200   | 24,484  | 676,640   | 396,036   | 2,900       | 3,450       | 20,603      | 5,50,304    | 3,69,389   |
| Silk piecegoods . . "   | 70,016   | 257,492 | 753,189 | 1,816,731 | 1,607,667 | 64,716      | 2,01,643    | 4,66,938    | 11,37,111   | 13,06,476  |
| Others . . . . Lbs.   | 3,305    | 457     | 360     | 1,424     | 536       | 43,435      | 2,765       | 4,569       | 3,350       | 1,240      |
| Total of Silk, raw and manufactures . Value                       | —        | —       | —       | —         | —         | 1,42,448    | 2,42,592    | 5,43,180    | 17,39,549   | 17,60,193  |
| <b>Wool—</b>  |          |         |         |           |           |             |             |             |             |            |
| Raw . . . . Lbs.  | 30,240   | 11,788  | 60,430  | 46,368    | 11,114    | 14,630      | 3,370       | 18,770      | 20,160      | 5,460      |
| <b>Manufactures—</b>  |          |         |         |           |           |             |             |             |             |            |
| Piecegoods . . Yards  | 30,006   | 9,307   | 53,079  | 121,707   | 54,987    | 66,734      | 24,267      | 65,705      | 1,30,339    | 1,05,262   |
| Shawls . . . No.  | 741      | 851     | 780     | 1,930     | 1,200     | 4,929       | 4,330       | 2,250       | 6,975       | 2,315      |
| Other sorts . . Lbs.  | 601,248  | 313,670 | 177,773 | 117,024   | 93,163    | 15,46,980   | 7,97,415    | 4,02,314    | 2,61,313    | 1,71,963   |
| Total of Wool, raw and manufactures Value                         | —        | —       | —       | —         | —         | 16,33,273   | 3,29,332    | 4,30,039    | 4,63,737    | 2,85,005   |
| <b>Other textiles—</b>  |          |         |         |           |           |             |             |             |             |            |
| Raw . . . . Cwt.  | ..       | ..      | 507     | ..        | ..        | ..          | ..          | 3,730       | ..          | ..         |
| Manufactured . . Value  | —        | —       | —       | —         | —         | 9,06,205    | 7,29,609    | 30,95,699   | 33,53,723   | 37,67,342  |
| Total of Textiles . .   | —        | —       | —       | —         | —         | 78,68,340   | 78,08,140   | 1,08,96,369 | 90,34,992   | 77,46,596  |
| <b>Vehicles (excluding locomotives, etc., for Railways) ..</b>    | —        | —       | —       | —         | —         | 3,13,668    | 7,46,141    | 9,01,142    | 13,60,573   | 19,37,73   |
| <b>Wood and Timber—</b>   |          |         |         |           |           |             |             |             |             |            |
| Manufactures of wood, other than furniture and cabinet ware . . " | —        | —       | —       | —         | —         | 1,97,255    | 1,05,504    | 95,337      | 80,236      | 83,03      |
| Others . . . . "  | —        | —       | —       | —         | —         | 4,525       | 15,274      | 15,220      | 23,365      | 19,23      |
| Total of Wood and Timber ..                                       | —        | —       | —       | —         | —         | 2,01,780    | 1,20,778    | 1,11,057    | 1,03,603    | 1,02,26    |
| <b>Postal Articles . . . . "</b>                                  | —        | —       | —       | —         | —         | 5,65,668    | 3,90,356    | 4,75,013    | 4,29,332    | 2,08,77    |
| <b>All other articles of merchandise—</b>                         |          |         |         |           |           |             |             |             |             |            |
| Unmanufactured . . "  | —        | —       | —       | —         | —         | 1,56,838    | 1,67,726    | 1,39,010    | 1,54,470    | 1,51,64    |
| Manufactured . . "  | —        | —       | —       | —         | —         | 11,00,853   | 7,02,432    | 6,33,126    | 7,45,331    | 5,03,27    |
| <b>GRAND TOTAL (exclusive of Government Stores) . .</b>           | —        | —       | —       | —         | —         | 2,34,33,268 | 1,97,33,172 | 2,15,57,254 | 2,33,64,335 | 2,66,95,96 |

No. 12—continued

EXPORTS—concluded

## FOREIGN MERCHANDISE—concluded

## GOVERNMENT STORES

| PRINCIPAL AND OTHER ARTICLES  | QUANTITY |         |         |         |         | VALUE        |              |              |              |              |
|---|----------|---------|---------|---------|---------|--------------|--------------|--------------|--------------|--------------|
|   | 1931-32  | 1932-33 | 1933-34 | 1934-35 | 1935-36 | 1931-32      | 1932-33      | 1933-34      | 1934-35      | 1935-36      |
| <b>BOMBAY—concl:</b>  |          |         |         |         |         | R            | R            | R            | R            | R            |
| <b>BOMBAY (CHIEF PORT)—concluded</b>  |          |         |         |         |         |              |              |              |              |              |
| Apparel (including drapery, uniforms, accoutrements, but excluding hosiery and boots and shoes) . . . Value | —        | —       | —       | —       | —       | 1,00,526     | 85,742       | 18,580       | 4,938        | 5,815        |
| Arms, Ammunition and Military stores. . . "   | —        | —       | —       | —       | —       | 48,680       | 14,929       | 22,284       | 41,745       | 1,40,480     |
| Hardware and Cutlery (including agricultural implements and plated ware) . . . "                            | —        | —       | —       | —       | —       | 12,376       | 5,480        | 1,60,592     | 7,518        | 4,382        |
| <b>All other articles—</b>  |          |         |         |         |         |              |              |              |              |              |
| Unmanufactured . . . "  | —        | —       | —       | —       | —       | ..           | ..           | 490          | ..           | ..           |
| Manufactured . . . "  | —        | —       | —       | —       | —       | 85,989       | 74,481       | 1,49,366     | 47,570       | 2,61,416     |
| <b>GRAND TOTAL</b> . . . "  | —        | —       | —       | —       | —       | 2,53,571     | 1,80,632     | 3,51,118     | 1,01,761     | 4,21,093     |
| <b>Abstract (Exports of Indian produce and manufactures)—</b>   |          |         |         |         |         |              |              |              |              |              |
| Cotton-raw (including waste) . . . "  | —        | —       | —       | —       | —       | 16,09,09,567 | 12,56,97,711 | 14,66,48,227 | 19,48,77,104 | 18,27,43,618 |
| Grain, Pulse and flour . . . "  | —        | —       | —       | —       | —       | 1,10,90,755  | 60,32,605    | 61,07,301    | 64,49,718    | 72,85,240    |
| Indigo . . . . . "  | —        | —       | —       | —       | —       | 5,650        | 1,120        | ..           | ..           | 324          |
| Seeds . . . . . "   | —        | —       | —       | —       | —       | 5,11,35,717  | 3,06,50,018  | 4,59,60,004  | 3,22,59,095  | 3,01,62,820  |
| Other articles . . . . . "  | —        | —       | —       | —       | —       | 9,10,54,246  | 6,83,78,551  | 7,46,73,290  | 7,14,06,818  | 8,27,96,898  |
| <b>Total</b> . . . . . "  | —        | —       | —       | —       | —       | 31,60,95,935 | 23,16,60,005 | 27,33,83,828 | 30,49,92,735 | 30,29,88,895 |
| <b>Abstract of Total exports of merchandise—</b>  |          |         |         |         |         |              |              |              |              |              |
| Articles of Foreign merchandise . . . . . "   | —        | —       | —       | —       | —       | 2,84,33,268  | 1,97,33,172  | 2,15,67,254  | 2,38,04,885  | 2,66,95,000  |
| Articles of Indian produce and manufactures . . . . . "   | —        | —       | —       | —       | —       | 31,50,95,935 | 23,16,60,005 | 27,33,83,828 | 30,49,92,735 | 30,29,88,895 |
| <b>Total</b> . . . . . "  | —        | —       | —       | —       | —       | 34,35,29,203 | 25,13,93,177 | 29,49,41,082 | 32,87,97,620 | 32,96,84,895 |



TRADE AT CHIEF PORT  
KARACHI

( 120 )

No. 12—continued  
IMPORTS

| PRINCIPAL AND OTHER ARTICLES  | QUANTITY   |           |           |           |           | VALUE     |           |           |           |           |
|---|------------|-----------|-----------|-----------|-----------|-----------|-----------|-----------|-----------|-----------|
|   | 1931-32    | 1932-33   | 1933-34   | 1934-35   | 1935-36   | 1931-32   | 1932-33   | 1933-34   | 1934-35   | 1935-36   |
| <b>SLIND—</b>   |            |           |           |           |           |           |           |           |           |           |
| <b>KARACHI—</b>   |            |           |           |           |           | R         | R         | R         | R         | R         |
| <b>Animals—Living—</b>  |            |           |           |           |           |           |           |           |           |           |
| Horses . . . . . No.  | 35         | 20        | 35        | 32        | 77        | 29,000    | 57,146    | 48,579    | 44,314    | 4,07,646  |
| Other kinds . . . . . "   | 1,558      | 242       | 118       | 68        | 174       | 19,036    | 17,049    | 9,601     | 8,096     | 15,608    |
| Total of Animals Living . .   | 1,593      | 262       | 153       | 100       | 251       | 48,636    | 75,095    | 58,180    | 48,310    | 4,23,254  |
| <b>Apparel (excluding hosiery and boots and shoes)—</b>                                 |            |           |           |           |           |           |           |           |           |           |
| Apparel (including drapery, uniforms, accoutrements)* Value                             | —          | —         | —         | —         | —         | 2,78,210  | 2,60,025  | 3,38,824  | —         | 2,30,172  |
| Cotton Knitted fabrics (a) Lbs.   | —          | —         | —         | 5,478     | —         | —         | —         | —         | 3,205     | —         |
| Woolen Knitted Apparel (a) "  | —          | —         | —         | 25,480    | —         | —         | —         | —         | 67,104    | —         |
| Others (a) . . . . . Value  | —          | —         | —         | —         | —         | —         | —         | —         | 2,25,159  | —         |
| Gold and silver thread † . .  | —          | —         | —         | —         | —         | 1,69,322  | 1,51,409  | 2,07,204  | 2,00,486  | 2,08,224  |
| Lametta . . . . . Lbs.  | 84,398     | 34,316    | 84,127    | 29,881    | 53,313    | 1,04,441  | 46,943    | 43,305    | 34,399    | 66,355    |
| Hats, caps, bonnets, and hatter's ware . . . . . Value                                  | —          | —         | —         | —         | —         | 94,933    | 1,22,085  | 1,61,275  | 86,994    | 90,782    |
| Second-hand clothing . . . .  | —          | —         | —         | —         | —         | 6,02,490  | 4,94,389  | 4,28,121  | 4,81,065  | 4,32,174  |
| Water-proofed clothing . . . .  | —          | —         | —         | —         | —         | 4,382     | 3,704     | 7,363     | 8,859     | 6,996     |
| Total value of Apparel . . . .  | —          | —         | —         | —         | —         | 12,53,778 | 10,83,555 | 11,81,092 | 11,06,720 | 10,38,793 |
| <b>Arms, Ammunition, and Military Stores—</b>   |            |           |           |           |           |           |           |           |           |           |
| <b>Cartridge cases—</b>   |            |           |           |           |           |           |           |           |           |           |
| <b>Filled—</b>  |            |           |           |           |           |           |           |           |           |           |
| Shot Gun Cartridges No.   | 3,814,622  | 4,185,542 | 3,787,563 | 3,349,160 | 3,901,163 | 2,52,101  | 2,69,052  | 2,48,259  | 2,20,899  | 2,30,316  |
| Rifle and other Cartridges . . . . . "  | 16,737,607 | 5,504,921 | 2,376,437 | 2,615,977 | 494,080   | 8,91,693  | 5,27,611  | 1,92,948  | 2,50,892  | 24,230    |
| Total Filled . . . . . "  | 20,552,229 | 9,690,463 | 6,164,000 | 5,965,137 | 4,395,223 | 11,43,794 | 7,96,663  | 4,41,207  | 4,21,731  | 3,04,546  |
| Empty . . . . . "   | 37,000     | 117,090   | 36,200    | 14,753    | 10,200    | 980       | 3,372     | 805       | 472       | 542       |
| Total of Cartridge cases . .  | 20,589,229 | 9,807,463 | 6,200,200 | 6,979,890 | 4,414,423 | 11,44,783 | 8,00,035  | 4,42,072  | 4,22,203  | 3,05,188  |
| <b>Explosives—</b>  |            |           |           |           |           |           |           |           |           |           |
| Blasting fuse . . . . . { Lbs. No. of Coils   | 17,155     | 7,065     | 10,451    | 11,438    | 12,964    | 14,467    | 4,573     | 10,067    | 11,518    | 15,355    |
| Dynamite . . . . . Lbs.   | 66,240     | 28,500    | 33,100    | 48,000    | 51,070    |           |           |           |           |           |
| Detonators . . . . . No.  | ..         | 5,000     | 44,150    | ..        | ..        | ..        | 3,737     | 1,16,000  | ..        | ..        |
| Others . . . . . Value  | ..         | 10,144    | 10,000    | 1,700     | 14,450    | ..        | 1,291     | 33,000    | 1,030     | 3,076     |
| Total value of Explosives . . . .   | —          | —         | —         | —         | —         | 22,869    | 11,647    | 1,61,559  | 14,991    | 23,357    |
| <b>Firearms, and parts thereof—</b>   |            |           |           |           |           |           |           |           |           |           |
| Firearms . . . . . No.  | 18,668     | 7,864     | 2,815     | 2,740     | 1,832     | 10,33,934 | 3,36,022  | 1,79,355  | 1,88,279  | 1,30,760  |
| Other sorts . . . . . Value   | —          | —         | —         | —         | —         | 37,373    | 36,159    | 31,472    | 26,733    | 3,38,091  |
| Total value of Arms, Ammunition, etc. . . . . "   | —          | —         | —         | —         | —         | 22,38,979 | 11,83,803 | 6,14,458  | 6,52,208  | 3,02,366  |
| <b>Asbestos—</b>  |            |           |           |           |           |           |           |           |           |           |
| <b>Manufactures—</b>  |            |           |           |           |           |           |           |           |           |           |
| Asbestos Packing . Value  | —          | —         | —         | —         | —         | 17,019    | 13,898    | 15,249    | 18,256    | 17,336    |
| Sheets, slates, etc., of asbestos cement (b) Tons                                       | —          | —         | 1,036     | 455       | 538       | —         | —         | 1,50,825  | 53,872    | 62,376    |
| Other Manufactures Value  | —          | —         | —         | —         | —         | 1,80,843  | 1,92,497  | 89,596    | 29,037    | 22,372    |
| Total of Asbestos . . . . . "   | —          | —         | —         | —         | —         | 1,97,862  | 2,05,895  | 2,05,670  | 1,01,165  | 1,02,184  |
| Belting for machinery . . . .   | —          | —         | —         | —         | —         | 2,03,574  | 1,86,896  | 1,58,239  | 2,40,952  | 1,98,821  |
| Books, printed, and printed matter not being stationery including maps and charts Cwts. | 882        | 816       | 864       | 1,037     | 1,090     | 1,63,146  | 1,56,154  | 1,51,967  | 1,67,159  | 1,58,901  |
| <b>Boots and shoes—</b>   |            |           |           |           |           |           |           |           |           |           |
| All leather . . . . . Pairs   | 18,978     | 11,265    | 15,894    | 16,664    | 22,908    | 32,051    | 53,004    | 69,419    | 74,333    | 87,151    |
| Rubber soled—   |            |           |           |           |           |           |           |           |           |           |
| With canvas uppers  | 414,825    | 255,688   | 246,783   | 129,335   | 55,720    | 2,65,091  | 1,17,739  | 1,09,197  | 65,637    | 85,241    |
| " uppers of leather or other materials . . . . . "                                      | 1,924      | 585       | 908       | 142       | ..        | 1,686     | 1,390     | 1,128     | 408       | ..        |
| All rubber . . . . . "  | 37,310     | 2,821     | 654       | 6,671     | 32,675    | 20,053    | 1,975     | 404       | 2,999     | 18,301    |
| Of other materials . . . . . "  | 3,133      | 3,579     | 14,347    | 5,163     | 2,420     | 8,035     | 9,252     | 9,579     | 2,857     | 2,261     |
| Total of Boots and shoes . . . .  | 476,170    | 278,938   | 278,686   | 157,980   | 113,723   | 3,76,916  | 1,82,760  | 1,89,727  | 1,46,286  | 1,43,061  |

\* Discontinued and shown under sub-heads in 1934-35.  
† Inclusive of imports by postal packets referred to Collectors of Customs for assessment t.  
(a) Separately recorded in 1934-35 and discontinued from 1935-1936.  
(b) Separately recorded from 1933-34.

No. 12—continued  
IMPORTS—continued

| PRINCIPAL AND OTHER ARTICLES   | QUANTITY       |                |                |                |                | VALUE            |                  |                  |                  |                  |
|--|----------------|----------------|----------------|----------------|----------------|------------------|------------------|------------------|------------------|------------------|
|  | 1931-32        | 1932-33        | 1933-34        | 1934-35        | 1935-36        | 1931-32          | 1932-33          | 1933-34          | 1934-35          | 1935-36          |
| <b>SIND—continued</b>  |                |                |                |                |                | R                | R                | R                | R                | R                |
| <b>KARACHI—continued</b>   |                |                |                |                |                |                  |                  |                  |                  |                  |
| <b>Brushes and Brooms—</b>   |                |                |                |                |                |                  |                  |                  |                  |                  |
| Brushes—   |                |                |                |                |                |                  |                  |                  |                  |                  |
| Paints and varnish brushes . . . . . Dozs  | 15,692         | 21,256         | 22,720         | 17,936         | 21,717         | 40,803           | 52,782           | 44,667           | 44,374           | 35,442           |
| Toilet brushes . . . . . "   | 16,692         | 45,906         | 18,883         | 29,237         | 42,319         | 61,508           | 1,09,968         | 69,745           | 52,349           | 98,338           |
| Other brushes . . . . . "  | 2,848          | 10,884         | 13,453         | 13,343         | 32,075         | 15,852           | 22,814           | 36,130           | 32,542           | 46,591           |
| Brooms . . . . . "   | 224            | 173            | 160            | 88             | 9              | 2,471            | 1,867            | 817              | 913              | 170              |
| <b>Total of Brushes and Brooms</b> . . . . . "   | <b>35,451</b>  | <b>78,279</b>  | <b>55,216</b>  | <b>60,804</b>  | <b>96,120</b>  | <b>1,20,634</b>  | <b>1,87,426</b>  | <b>1,51,359</b>  | <b>1,70,208</b>  | <b>1,80,541</b>  |
| <b>Building and Engineering Materials—</b>   |                |                |                |                |                |                  |                  |                  |                  |                  |
| Asphalt . . . . . Tons   | 4,049          | 5,315          | 7,411          | 6,301          | 5,075          | 2,04,571         | 3,47,187         | 4,06,990         | 2,96,785         | 2,90,254         |
| Cement—  |                |                |                |                |                |                  |                  |                  |                  |                  |
| Portland . . . . . "   | 3,014          | 3,726          | 6,434          | 2,188          | 384            | 1,04,134         | 69,157           | 1,24,102         | 43,214           | 3,783            |
| Other kinds . . . . . "  | 483            | 458            | 674            | 775            | 1,088          | 50,414           | 45,519           | 59,317           | 64,684           | 87,311           |
| Tiles . . . . . No.  | 556,597        | 1,109,705      | 1,391,850      | 673,128        | 1,509,068      | 70,979           | 1,18,305         | 1,10,008         | 59,901           | 87,134           |
| Other sorts . . . . . Value  | —              | —              | —              | —              | —              | 46,061           | 24,975           | 42,899           | 63,488           | 2,02,046         |
| <b>Total of Building and Engineering Materials</b> . . . . . "                         | <b>—</b>       | <b>—</b>       | <b>—</b>       | <b>—</b>       | <b>—</b>       | <b>5,60,159</b>  | <b>6,05,243</b>  | <b>7,42,307</b>  | <b>5,28,022</b>  | <b>6,84,528</b>  |
| Buttons of all sorts . . . . . "   | —              | —              | —              | —              | —              | 2,13,108         | 3,33,374         | 2,43,631         | 2,78,808         | 2,66,514         |
| <b>Chemicals and chemical preparations (excluding chemical manures and medicines)—</b> |                |                |                |                |                |                  |                  |                  |                  |                  |
| Acids—   |                |                |                |                |                |                  |                  |                  |                  |                  |
| Sulphuric . . . . . Cwts.  | 252            | 266            | 513            | 361            | 880            | 3,691            | 5,127            | 6,845            | 5,206            | 8,943            |
| Tartaric . . . . . "   | 798            | 1,118          | 463            | 1,015          | 2,076          | 58,033           | 78,051           | 29,131           | 70,336           | 1,24,965         |
| Other sorts . . . . . "  | 1,313          | 1,874          | 2,578          | 2,066          | 3,519          | 42,420           | 61,215           | 81,373           | 69,629           | 1,06,226         |
| <b>Total of Acids</b> . . . . . "  | <b>2,363</b>   | <b>3,258</b>   | <b>3,554</b>   | <b>3,442</b>   | <b>6,475</b>   | <b>1,04,144</b>  | <b>1,44,398</b>  | <b>1,17,349</b>  | <b>1,45,168</b>  | <b>2,40,030</b>  |
| Alum . . . . . "   | 9,594          | 8,127          | 4,653          | 1,923          | 2,144          | 52,118           | 39,525           | 23,018           | 8,943            | 10,001           |
| Ammonia and salts thereof—   |                |                |                |                |                |                  |                  |                  |                  |                  |
| Anhydrous . . . . . "  | 665            | 408            | 645            | 595            | 532            | 82,702           | 67,480           | 82,324           | 77,877           | 66,854           |
| Others . . . . . "   | 4,422          | 4,626          | 4,283          | 5,412          | 6,194          | 85,199           | 88,445           | 73,714           | 93,245           | 1,03,112         |
| Bleaching materials—   |                |                |                |                |                |                  |                  |                  |                  |                  |
| Bleaching powder . . . . . "   | 2,824          | 4,343          | 6,048          | 6,898          | 9,642          | 18,637           | 27,317           | 39,729           | 42,494           | 60,026           |
| Other sorts . . . . . "  | 76             | 150            | 247            | 155            | 285            | 6,542            | 11,066           | 18,043           | 12,817           | 25,619           |
| Disinfectants—   |                |                |                |                |                |                  |                  |                  |                  |                  |
| Naphthalene . . . . . "  | 1,089          | 1,779          | 4,988          | 1,640          | 2,697          | 11,539           | 19,118           | 54,213           | 16,457           | 27,400           |
| Others . . . . . "   | 3,443          | 3,349          | 3,680          | 2,905          | 2,863          | 64,040           | 54,644           | 54,599           | 49,492           | 48,003           |
| Glycerine . . . . . "  | 969            | 1,588          | 1,686          | 1,057          | 719            | 35,892           | 52,813           | 52,966           | 41,251           | 33,706           |
| Magnesium compounds—   |                |                |                |                |                |                  |                  |                  |                  |                  |
| Sulphate . . . . . "   | 4,323          | 3,593          | 5,239          | 4,331          | 2,893          | 15,965           | 11,781           | 15,183           | 11,443           | 7,281            |
| Others . . . . . "   | 58             | 67             | 50             | 47             | 171            | 508              | 2,050            | 3,265            | 1,897            | 3,422            |
| Potassium compounds—   |                |                |                |                |                |                  |                  |                  |                  |                  |
| Chlorate . . . . . "   | 962            | 1,158          | 1,333          | 864            | 1,230          | 21,060           | 29,073           | 32,342           | 20,380           | 26,073           |
| Others . . . . . "   | 486            | 570            | 771            | 332            | 1,131          | 28,733           | 44,745           | 40,221           | 45,247           | 60,080           |
| Soda compounds—  |                |                |                |                |                |                  |                  |                  |                  |                  |
| Sodium Bicarbonate . . . . . "   | 16,590         | 16,254         | 18,418         | 17,772         | 17,456         | 1,13,797         | 1,12,161         | 1,28,566         | 1,21,009         | 1,00,367         |
| Borax . . . . . "  | 1,931          | 4,240          | 1,717          | 2,444          | 3,576          | 21,451           | 41,164           | 17,290           | 24,823           | 37,073           |
| Caustic Soda . . . . . "   | 47,515         | 60,808         | 62,311         | 69,451         | 68,723         | 5,33,031         | 6,00,691         | 6,91,804         | 7,29,315         | 6,97,845         |
| Sodium Silicate . . . . . "  | 2,627          | 2,010          | 1,596          | 2,053          | 2,106          | 20,343           | 13,693           | 10,073           | 11,676           | 11,947           |
| Sodium Carbonate . . . . . "   | 205,412        | 210,606        | 230,038        | 259,240        | 2,05,507       | 11,93,512        | 11,63,716        | 13,79,631        | 13,75,700        | 9,04,984         |
| Other sorts . . . . . "  | 858            | 1,672          | 1,404          | 1,531          | 2,373          | 18,333           | 27,693           | 29,344           | 30,006           | 46,197           |
| <b>Total of Soda Compounds</b> . . . . . "   | <b>274,933</b> | <b>295,590</b> | <b>316,334</b> | <b>352,496</b> | <b>299,741</b> | <b>18,99,527</b> | <b>20,49,118</b> | <b>21,55,213</b> | <b>23,12,078</b> | <b>17,98,413</b> |
| Sulphur (Brimstone) . . . . . "  | 7,326          | 10,255         | 12,191         | 12,641         | 12,784         | 49,213           | 61,035           | 63,331           | 65,031           | 58,132           |
| Other sorts of Chemicals . Value   | —              | —              | —              | —              | —              | 3,79,667         | 3,93,431         | 3,96,439         | 4,00,435         | 4,59,666         |
| <b>Total of Chemicals</b> . . . . . "  | <b>—</b>       | <b>—</b>       | <b>—</b>       | <b>—</b>       | <b>—</b>       | <b>23,02,436</b> | <b>20,96,934</b> | <b>22,24,061</b> | <b>23,50,855</b> | <b>20,29,336</b> |

No. 12—continued  
IMPORTS—continued

| PRINCIPAL AND OTHER ARTICLES   | QUANTITY |         |           |           |           | VALUE     |           |           |           |           |
|--|----------|---------|-----------|-----------|-----------|-----------|-----------|-----------|-----------|-----------|
|  | 1931-32  | 1932-33 | 1933-34   | 1934-35   | 1935-36   | 1931-32   | 1932-33   | 1933-34   | 1934-35   | 1935-36   |
|  |          |         |           |           |           | ₹         | ₹         | ₹         | ₹         | ₹         |
| SIND—continued   |          |         |           |           |           |           |           |           |           |           |
| KARACHI—continued  |          |         |           |           |           |           |           |           |           |           |
| Clocks and Watches and parts thereof—                                      |          |         |           |           |           |           |           |           |           |           |
| Clocks and time-pieces . No.   | 36,984   | 83,241  | 44,074    | 50,849    | 76,024    | 1,14,095  | 1,07,260  | 1,82,232  | 1,02,855  | 2,10,689  |
| Others . . . . . Value   | —        | —       | —         | —         | —         | 27,178    | 15,475    | 84,864    | 80,958    | 45,858    |
| Total of Clocks and Watches ..   | —        | —       | —         | —         | —         | 1,41,273  | 1,22,735  | 1,67,096  | 1,83,813  | 2,56,547  |
| Coal . . . . . Tons  | 18,179   | 12,230  | 25,643    | 26,925    | 42,423    | 2,44,443  | 1,85,787  | 3,81,962  | 3,96,298  | 6,21,476  |
| coke . . . . . " "   | 25       | ..      | ..        | ..        | ..        | 1,000     | ..        | ..        | ..        | ..        |
| Total of Coal and Coke ..  | 18,204   | 12,230  | 25,643    | 26,925    | 42,423    | 2,45,443  | 1,85,787  | 3,81,962  | 3,96,298  | 6,21,476  |
| Cutlery . . . . . Value  | —        | —       | —         | —         | —         | 3,89,048  | 4,91,263  | 5,31,771  | 5,18,512  | 5,61,701  |
| Drugs and Medicines (excluding chemicals and narcotics)—                   |          |         |           |           |           |           |           |           |           |           |
| Proprietary and Patent Medicines . . . . . Value                           | —        | —       | —         | —         | —         | 5,42,406  | 5,75,844  | 6,27,011  | 6,25,455  | 6,12,983  |
| Quinine salts—   |          |         |           |           |           |           |           |           |           |           |
| Quinine Sulphate or bi-sulphate . Lbs.                                     | 2,968    | 3,602   | 4,673     | 6,089     | 5,128     | 66,191    | 1,11,606  | 1,09,876  | 1,39,716  | 1,17,224  |
| Quinine Hydrochloride or Dihydrochloride . "                               | 588      | 560     | 842       | 937       | 782       | 10,517    | 21,256    | 27,919    | 27,365    | 26,227    |
| Other sorts . . . . . "  | 1,007    | 1,056   | 923       | 2,983     | 1,430     | 22,436    | 28,464    | 23,665    | 45,858    | 38,148    |
| Total of Quinine salts . . "   | 4,563    | 5,218   | 6,438     | 10,014    | 7,340     | 1,08,144  | 1,61,326  | 1,61,460  | 2,12,439  | 1,81,599  |
| Saccharin . . . . . "  | 14,761   | 12,565  | 6,919     | 12,349    | 29,440    | 63,284    | 58,509    | 31,616    | 57,677    | 96,713    |
| Other sorts of Drugs and Medicines . . . . . Value                         | —        | —       | —         | —         | —         | 5,53,581  | 5,87,573  | 6,21,174  | 7,36,694  | 8,34,702  |
| Total of Drugs and Medicines ..  | —        | —       | —         | —         | —         | 12,67,515 | 13,78,252 | 14,41,261 | 16,32,265 | 17,25,997 |
| Dyeing and Tanning substances—   |          |         |           |           |           |           |           |           |           |           |
| Cochineal . Cwts.  | 193      | 77      | 25        | 81        | 18        | 24,474    | 9,288     | 1,934     | 7,415     | 1,797     |
| Dyes obtained from coal tar—   |          |         |           |           |           |           |           |           |           |           |
| Alizarine Dyes—  |          |         |           |           |           |           |           |           |           |           |
| Alizarine dye dry not exceeding 40 per cent . Lbs.                         | 6,780    | 2,600   | 11,540    | 21,384    | 3,562     | 7,928     | 4,013     | 17,108    | 33,455    | 6,342     |
| Alizarine dye dry over 40 per cent. . "                                    | 2,520    | ..      | ..        | 1,680     | 4,000     | 6,581     | ..        | ..        | 5,379     | 9,676     |
| Alizarine dye moist over 10 per cent. and not exceeding 16 per cent. "     | 39,795   | 35,840  | 42,000    | 61,152    | 20,464    | 19,129    | 21,525    | 23,686    | 30,074    | 10,666    |
| Over 16 per cent. and not exceeding 20 per cent. . "                       | 278,378  | 212,330 | 331,038   | 499,744   | 489,788   | 1,48,633  | 1,57,487  | 2,30,637  | 2,91,856  | 2,95,591  |
| Exceeding 20 per cent. . "   | 17,360   | 26,208  | 25,536    | 64,624    | 58,352    | 17,875    | 36,378    | 35,494    | 88,435    | 72,055    |
| Total alizarine dye ..   | 339,828  | 276,878 | 410,114   | 648,584   | 576,166   | 2,00,146  | 2,19,398  | 3,06,825  | 4,49,799  | 3,94,270  |
| Aniline Dyes (a) . . . . . "   | 421,149  | —       | —         | —         | —         | 4,00,800  | —         | —         | —         | —         |
| Congo red . . . . . "  | —        | 95,200  | 64,659    | 294,932   | 239,672   | —         | 76,336    | 46,912    | 1,60,327  | 1,11,894  |
| Coupling dyes of the Naphthol group—                                       |          |         |           |           |           |           |           |           |           |           |
| Naphthols, rapid fast colours (Rapid salts) and bases (b) . . . . . "      | —        | 1,791   | 1,473     | —         | —         | —         | 11,162    | 10,279    | —         | —         |
| Naphthols (c) . . . . . "  | —        | —       | —         | ..        | 1,061     | —         | —         | —         | ..        | 4,317     |
| Rapid fast Colours (Rapid Salts) (c) . . . . . "                           | —        | —       | —         | 1,000     | 2,000     | —         | —         | —         | 4,985     | 3,780     |
| Bases (c) . . . . . "  | —        | —       | —         | 1,875     | 1,672     | —         | —         | —         | 9,296     | 11,183    |
| Other Salts (d) . . . . . "  | —        | —       | —         | —         | 2,100     | —         | —         | —         | —         | 2,607     |
| Vals—  |          |         |           |           |           |           |           |           |           |           |
| Indigo (a) . . . . . "   | —        | 142,748 | 249,568   | 273,195   | 230,042   | —         | 2,27,799  | 3,80,460  | 4,00,130  | 3,60,864  |
| Other sorts (d) . . . . . "  | —        | —       | —         | —         | 1,000     | —         | —         | —         | —         | 4,544     |
| Metanil yellow (a) . . . . . "   | —        | 34,236  | 59,660    | 65,912    | 51,492    | —         | 32,454    | 42,986    | 51,469    | 35,978    |
| Auramine of concentration of 15 % and less (a) . . . . . "                 | —        | 4,750   | 2,650     | ..        | 700       | —         | 3,569     | 1,807     | ..        | 1,305     |
| Rhodamines (Carthamices) of concentration of 15 % and less (a) . . . . . " | —        | 2,400   | 2,450     | 1,260     | 2,262     | —         | 1,980     | 1,816     | 1,280     | 4,290     |
| Aniline Salts (a) . . . . . "  | —        | 22,400  | 36,999    | 18,672    | 29,120    | —         | 10,112    | 16,208    | 7,730     | 11,175    |
| Others (a) . . . . . "   | —        | 201,740 | 265,628   | 335,023   | 406,277   | —         | 3,08,958  | 3,38,494  | 4,45,326  | 418,655   |
| Total of Dyes obtained from Coal tar ..                                    | 769,977  | 782,138 | 1,092,031 | 1,689,853 | 1,535,374 | 6,00,946  | 8,91,628  | 11,50,780 | 15,30,282 | 13,70,182 |
| Indigo Synthetic . . . . . "   | 2,414    | ..      | ..        | ..        | ..        | 3,52,235  | ..        | ..        | ..        | ..        |
| Other sorts (including lac dye) . . . . . Value                            | —        | —       | —         | —         | —         | 1,497     | 4,792     | 10,257    | 13,684    | 31,243    |
| Total value of Dyeing and Tanning substances . . . . .                     | —        | —       | —         | —         | —         | 9,70,152  | 9,05,618  | 11,62,980 | 15,51,381 | 14,03,222 |

(a) Revised classification has been introduced from 1932-33.  
 (b) Discontinued and shown under Sub-heads from 1934-35.  
 (c) Separately recorded from 1934-35.  
 (d) Separately recorded from 1935-36.

No. 12—continued  
IMPORTS—continued

| PRINCIPAL AND OTHER ARTICLES   | QUANTITY  |           |           |           |           | VALUE     |           |           |           |           |
|--|-----------|-----------|-----------|-----------|-----------|-----------|-----------|-----------|-----------|-----------|
|  | 1931-32   | 1932-32   | 1933-34   | 1934-35   | 1935-36   | 1931-32   | 1932-33   | 1933-34   | 1934-35   | 1935-36   |
| <b>BIND—continued</b>  |           |           |           |           |           | R         | R         | R         | R         | R         |
| <b>KARACHI—continued</b>   |           |           |           |           |           |           |           |           |           |           |
| <b>Earthenware and Porcelain—</b>  |           |           |           |           |           |           |           |           |           |           |
| <b>Earthenware—</b>  |           |           |           |           |           |           |           |           |           |           |
| Pipes of earthenware . Cwts.   | 99        | ..        | 25        | ..        | 4         | 535       | ..        | 1,098     | ..        | 559       |
| Sanitary ware . Value  | —         | —         | —         | —         | —         | 1,51,988  | 78,134    | 81,306    | 1,10,316  | 75,554    |
| Other kinds . "  | —         | —         | —         | —         | —         | 71,230    | 32,519    | 21,576    | 21,044    | 9,282     |
| <b>Porcelain—</b>  |           |           |           |           |           |           |           |           |           |           |
| Electrical . "   | —         | —         | —         | —         | —         | 37,765    | 39,791    | 18,981    | 37,472    | 32,281    |
| Other kinds . "  | —         | —         | —         | —         | —         | 2,27,468  | 2,82,181  | 3,83,403  | 3,89,297  | 3,55,844  |
| <b>Total of Earthenware and Porcelain</b>  | —         | —         | —         | —         | —         | 4,89,031  | 4,27,575  | 5,01,364  | 5,07,929  | 4,73,520  |
| <b>Electroplated ware</b>  | —         | —         | —         | —         | —         | 35,539    | 10,230    | 21,247    | 24,056    | 17,820    |
| <b>Fruits and Vegetables—</b>  |           |           |           |           |           |           |           |           |           |           |
| <b>Fresh fruits and vegetables—</b>  |           |           |           |           |           |           |           |           |           |           |
| Fresh fruits . "   | —         | —         | —         | —         | —         | 3,179     | 7,097     | 5,720     | 6,397     | 14,373    |
| Fresh vegetables of all kinds . "  | —         | —         | —         | —         | —         | 2,86,138  | 3,28,449  | 4,32,494  | 3,51,471  | 2,41,709  |
| <b>Total of Fresh Fruits and Vegetables</b>  | —         | —         | —         | —         | —         | 2,89,309  | 2,35,546  | 4,38,214  | 3,57,868  | 2,56,082  |
| <b>Fruits and Vegetables : dried, salted, or preserved, not being canned or bottled—</b> |           |           |           |           |           |           |           |           |           |           |
| Almonds . Tons   | 28        | 17        | 19        | 153       | 254       | 18,953    | 5,263     | 4,440     | 42,623    | 75,877    |
| Dates . "  | 19,069    | 17,997    | 14,561    | 20,897    | 25,746    | 14,89,723 | 13,85,198 | 9,39,960  | 18,24,912 | 16,34,023 |
| Other sorts . "  | 153       | 140       | 64        | 63        | 43        | 46,923    | 27,450    | 16,319    | 19,638    | 15,017    |
| <b>Total of Fruits and Vegetables : dried, salted, or preserved, etc.</b>                | 19,250    | 18,064    | 14,644    | 21,113    | 26,043    | 15,55,599 | 14,17,911 | 9,59,719  | 18,87,178 | 17,24,922 |
| <b>Total of Fruits and Vegetables . Value</b>  | —         | —         | —         | —         | —         | 18,44,907 | 17,53,457 | 13,97,933 | 17,45,041 | 19,80,904 |
| <b>Furniture and Cabinetware—</b>  |           |           |           |           |           |           |           |           |           |           |
| Bedsteads . "  | —         | —         | —         | —         | —         | 41,138    | 26,361    | 18,239    | 32,023    | 32,184    |
| Furniture of wood (other than bedstead) . "  | —         | —         | —         | —         | —         | 65,684    | 15,447    | 23,805    | 1,77,368  | 49,439    |
| Furniture of other materials (other than bedstead) . "                                   | —         | —         | —         | —         | —         | 49,873    | 34,062    | 2,85,186  | 1,24,167  | 3,69,462  |
| Mouldings . "  | —         | —         | —         | —         | —         | 58,366    | 34,512    | 26,171    | 34,679    | 34,910    |
| <b>Total of Furniture and Cabinetware</b>  | —         | —         | —         | —         | —         | 2,15,060  | 1,10,382  | 3,58,400  | 3,68,227  | 4,85,995  |
| <b>Glass and Glassware—</b>  |           |           |           |           |           |           |           |           |           |           |
| Bangles . "  | —         | —         | —         | —         | —         | 5,628     | 4,866     | 6,065     | 14,609    | 15,848    |
| Beads and false pearls . Cwts.   | 565       | ..        | 545       | 799       | 674       | 69,498    | 64,476    | 1,03,824  | 1,14,025  | 1,21,180  |
| Bottles and phials—  |           |           |           |           |           |           |           |           |           |           |
| Soda water bottles . Gross   | 9,389     | 4,144     | 4,671     | 8,048     | 17,732    | 2,21,665  | 86,239    | 1,01,111  | 1,47,672  | 2,78,791  |
| Others . "   | 23,007    | 44,105    | 95,140    | 97,728    | 136,671   | 2,31,445  | 2,08,453  | 3,02,178  | 3,91,052  | 4,06,504  |
| <b>Total of Bottles and Phials</b>   | 32,396    | 48,249    | 99,811    | 105,776   | 154,403   | 4,53,110  | 2,94,692  | 4,03,289  | 5,38,724  | 6,85,295  |
| Funnels, globes, and glass parts of lamps . Value  | —         | —         | —         | —         | —         | 75,479    | 78,474    | 67,152    | 72,817    | 78,706    |
| Scientific glassware . "   | —         | —         | —         | —         | —         | 37,679    | 36,815    | 10,781    | 187       | ..        |
| Sheet and plate (Sqr. Ft. Cwts.)   | 2,123,207 | 1,673,425 | 2,046,281 | 3,144,541 | 3,898,672 | 2,06,321  | 2,84,817  | 2,89,925  | 3,41,364  | 3,65,068  |
| Tableware (including decanters, tumblers, etc.) . Value                                  | 23,244    | 18,783    | 22,450    | 32,921    | 42,904    | 1,32,986  | 94,182    | 1,43,481  | 1,01,335  | 74,194    |
| Other glassware . "  | —         | —         | —         | —         | —         | 98,560    | 89,464    | 1,12,018  | 1,44,897  | 1,98,072  |
| <b>Total of Glass and Glassware</b>  | —         | —         | —         | —         | —         | 11,89,280 | 9,47,286  | 11,41,539 | 13,27,908 | 15,21,369 |
| <b>Grain, Pulse, and Flour—</b>  |           |           |           |           |           |           |           |           |           |           |
| Barley . Tons  | ..        | 8         | 746       | ..        | 127       | 97        | 1,133     | 60,155    | ..        | 9,491     |
| Jawar and Bajra . "  | ..        | ..        | 648       | 377       | 167       | ..        | ..        | 53,589    | 25,447    | 12,743    |
| Wheat . "  | ..        | ..        | ..        | ..        | 34        | ..        | ..        | 4         | 12        | 2,752     |
| Pulse . "  | 3,089     | 1,367     | 2,372     | 2,093     | 1,794     | 3,17,815  | 1,68,051  | 2,36,920  | 4,03,225  | 1,40,351  |
| Other sorts . "  | 45        | 4         | 5         | 68        | 76        | 6,928     | 1,857     | 2,075     | 7,163     | 6,549     |
| <b>Total of Grain, Pulse, and Flour</b>  | 3,114     | 1,379     | 3,766     | 2,538     | 2,198     | 3,84,838  | 1,71,041  | 3,52,743  | 2,35,847  | 2,11,894  |

TRADE AT CHIEF PORT  
KARACHI

( 124 )

No. 12—continued  
IMPORTS—continued

| PRINCIPAL AND OTHER ARTICLES  | QUANTITY |           |           |           |           | VALUE     |           |           |           |           |
|---|----------|-----------|-----------|-----------|-----------|-----------|-----------|-----------|-----------|-----------|
|   | 1931-32  | 1932-33   | 1933-34   | 1934-35   | 1935-36   | 1931-32   | 1932-33   | 1933-34   | 1934-35   | 1935-36   |
|   |          |           |           |           |           | ₹         | ₹         | ₹         | ₹         | ₹         |
| <b>SIND—continued</b>   |          |           |           |           |           |           |           |           |           |           |
| <b>KARACHI—continued</b>  |          |           |           |           |           |           |           |           |           |           |
| Hardware, excluding cutlery and electroplated ware—                                 |          |           |           |           |           |           |           |           |           |           |
| Agricultural implements . Value   | —        | —         | —         | —         | —         | 22,255    | 22,029    | 22,067    | 20,812    | 20,306    |
| Builders' hardware, such as locks, hinges, door bolts, etc. . . . .                 | —        | —         | —         | —         | —         | 5,43,830  | 6,04,020  | 4,83,002  | 6,41,187  | 6,20,910  |
| Domestic hardware, other than enamelled ironware . . . . .                          | —        | —         | —         | —         | —         | 1,33,046  | 1,17,200  | 1,54,037  | 2,38,515  | 2,22,607  |
| Enamelled ironware . . . . .  | —        | —         | —         | —         | —         | 1,40,578  | 1,24,368  | 2,18,217  | 1,66,494  | 1,92,344  |
| Gas mantles . . . . .   | —        | —         | —         | —         | —         | 27,083    | 60,750    | 33,328    | 28,408    | 32,323    |
| Implements and tools other than agricultural implements and machine tools . . . . . | —        | —         | —         | —         | —         | 6,85,719  | 7,03,008  | 7,68,970  | 8,68,234  | 8,77,303  |
| Lamps, metal . . . . . No.  | 261,747  | 421,968   | 461,239   | 644,427   | 736,274   | 3,01,227  | 5,01,228  | 4,65,410  | 6,18,171  | 6,89,452  |
| Stoves . . . . .  | 10,705   | 13,030    | 11,718    | 11,075    | 21,444    | 60,448    | 59,069    | 52,840    | 58,795    | 69,770    |
| Other sorts . . . . . Value   | —        | —         | —         | —         | —         | 9,57,785  | 11,02,916 | 10,45,554 | 9,76,154  | 11,46,296 |
| <b>Total of Hardware, etc.</b>  | —        | —         | —         | —         | —         | 28,72,030 | 32,95,353 | 32,40,455 | 36,11,316 | 38,90,320 |
| Hides and Skins, raw—   |          |           |           |           |           |           |           |           |           |           |
| Hides, raw . . . . .  |          |           |           |           |           |           |           |           |           |           |
| { Tons . . . . .  | ..       | ..        | ..        | 6         | 1         | 225       | ..        | 365       | 2,578     | 1,230     |
| { —No. . . . .  | —63      | ..        | —166      | —694      | —454      |           |           |           |           |           |
| Skins, raw . . . . .  |          |           |           |           |           |           |           |           |           |           |
| { Tons . . . . .  | 122      | 70        | 26        | 31        | 41        | 77,962    | 33,065    | 9,472     | 12,812    | 25,192    |
| { —No. . . . .  | —130,918 | —81,614   | —19,140   | —25,215   | —32,786   |           |           |           |           |           |
| <b>Total of Hides and Skins, raw</b>  | 122      | 70        | 26        | 37        | 42        | 78,187    | 33,065    | 9,837     | 15,300    | 26,472    |
| <b>Instruments, Apparatus, and Appliances, and parts thereof—</b>                   |          |           |           |           |           |           |           |           |           |           |
| Electrical, including telegraph and telephone apparatus, not being Machinery—       |          |           |           |           |           |           |           |           |           |           |
| Electric fans and parts thereof . . . . . Value                                     | —        | —         | —         | —         | —         | 3,12,722  | 4,42,904  | 2,48,498  | 3,77,506  | 5,70,046  |
| Electric wires and cables—  |          |           |           |           |           |           |           |           |           |           |
| Rubber insulated . . . . .  | —        | —         | —         | —         | —         | 3,14,876  | 3,24,928  | 5,40,742  | 4,55,611  | 3,24,130  |
| Insulation, other than rubber . . . . .   | —        | —         | —         | —         | —         | 64,712    | 3,67,910  | 2,42,742  | 1,34,908  | 1,40,298  |
| Telegraph and telephone wires and cables . . . . .                                  | —        | —         | —         | —         | —         | 1,413     | 5,954     | 21,637    | 12,641    | 40,020    |
| Bare copper wire (Electrolytic) other than telegraph and telephone wires Owt.       | 6,114    | 2,654     | 4,040     | 5,470     | 4,668     | 2,84,264  | 97,410    | 1,36,239  | 1,48,336  | 1,54,941  |
| Telegraph and Telephone Instruments and apparatus . . . . . Value                   | —        | —         | —         | —         | —         | 9,570     | 74,591    | 54,215    | 75,041    | 96,729    |
| Electric lamps and parts thereof—   |          |           |           |           |           |           |           |           |           |           |
| Electric Glow lamps—  |          |           |           |           |           |           |           |           |           |           |
| Gas filled electric bulbs No.   | 136,230  | 134,345   | 163,198   | 205,186   | 171,298   | 1,17,155  | 95,837    | 90,335    | 1,35,304  | 1,22,462  |
| Vacuum electric bulbs . . . . .   | 697,036  | 1,048,046 | 1,375,490 | 1,765,971 | 1,943,062 | 1,54,369  | 1,95,628  | 1,90,563  | 2,86,610  | 2,65,094  |
| Electric bulbs for automobile . . . . .   | 28,909   | 208,898   | 4,733     | 15,549    | 64,706    | 5,185     | 13,470    | 691       | 1,732     | 2,995     |
| Electric bulbs for torches . . . . .  | 477,952  | 2,096,866 | 443,692   | 1,075,415 | 2,588,788 | 11,713    | 49,154    | 28,810    | 24,554    | 48,930    |
| Wireless—Valves . . . . .   | 624      | 1,609     | 1,623     | 895       | 151       | 3,989     | 11,855    | 9,571     | 5,212     | 1,723     |
| Electric lamps, other sorts . . . . .   | 6,216    | 623       | 6,629     | 1,258     | 1,875     | 14,680    | 19,144    | 16,618    | 38,873    | 6,969     |
| Parts and accessories of electric lamps . . . . . Value                             | —        | —         | —         | —         | —         | 1,37,346  | 2,25,108  | 1,75,884  | 2,20,299  | 2,53,591  |
| Batteries . . . . .   | —        | —         | —         | —         | —         | 1,424     | 4,297     | 1,87,695  | 2,31,115  | 2,97,615  |
| Accumulators . . . . .  | —        | —         | —         | —         | —         | 17,233    | 293       | 24,269    | 1,185     | 67        |
| Electric lighting accessories and fittings (including switches) . . . . .           | —        | —         | —         | —         | —         | 1,66,320  | 2,33,020  | 3,09,700  | 2,77,132  | 3,56,581  |
| Electric instruments (other than telegraphic and telephonic)—                       |          |           |           |           |           |           |           |           |           |           |
| Meters . . . . . Value  | —        | —         | —         | —         | —         | 1,62,436  | 2,71,216  | 1,33,417  | 3,72,856  | 2,76,715  |
| Electrical goods and apparatus not enumerated . . . . .                             | —        | —         | —         | —         | —         | 2,79,486  | 3,21,433  | 72,773    | 17,073    | 6,588     |
| Other sorts . . . . .   | —        | —         | —         | —         | —         | 1,04,697  | 2,27,602  | 3,19,181  | 2,03,649  | 2,74,981  |
| <b>Total of Electrical Instruments, etc.</b>  | —        | —         | —         | —         | —         | 21,13,449 | 29,81,768 | 23,12,120 | 30,04,166 | 32,49,425 |
| <b>Musical—</b>   |          |           |           |           |           |           |           |           |           |           |
| Pianos and piano players, complete . . . . . No.                                    | 8        | 3         | 9         | 3         | 12        | 3,318     | 682       | 4,748     | 12,926    | 7,080     |
| Talking machines and accessories—   |          |           |           |           |           |           |           |           |           |           |
| Talking machines . . . . .  | 943      | 1,560     | 5,418     | 4,445     | 2,617     | 27,095    | 46,241    | 98,941    | 60,782    | 49,766    |
| Records . . . . .   | 1,994    | 1,428     | 1,718     | 6,816     | 4,911     | 2,848     | 1,800     | 1,897     | 6,899     | 4,383     |
| Accessories . . . . . Value   | —        | —         | —         | —         | —         | 39,527    | 60,352    | 1,20,168  | 1,50,408  | 1,95,991  |
| Other sorts, including parts of Musical Instruments . . . . .                       | —        | —         | —         | —         | —         | 1,40,189  | 2,00,021  | 98,371    | 1,20,501  | 1,89,080  |
| <b>Total of Musical Instruments</b>   | —        | —         | —         | —         | —         | 2,03,922  | 3,09,046  | 3,24,690  | 3,51,516  | 3,97,199  |

No. 12—continued  
IMPORTS—continued

| PRINCIPAL AND OTHER ARTICLES   | QUANTITY      |         |         |         |         | VALUE     |           |           |           |           |
|--|---------------|---------|---------|---------|---------|-----------|-----------|-----------|-----------|-----------|
|  | 1931-32       | 1932-33 | 1933-34 | 1934-35 | 1935-36 | 1931-32   | 1932-33   | 1933-34   | 1934-35   | 1935-36   |
| <b>BIND—continued</b>  |               |         |         |         |         |           |           |           |           |           |
| <b>KARACHI—continued</b>   |               |         |         |         |         |           |           |           |           |           |
| Instruments, Apparatus and Appliances, and parts thereof— <i>contd.</i>  |               |         |         |         |         |           |           |           |           |           |
| Optical . . . . . Value  | —             | —       | —       | —       | —       | 68,458    | 84,472    | 50,345    | 65,589    | 66,080    |
| Photographic—  |               |         |         |         |         |           |           |           |           |           |
| Cinematograph films (a)—   |               |         |         |         |         |           |           |           |           |           |
| Raw films, i.e., blank films on which no picture has been impressed  | Length 36,700 | 7,036   | 174,469 | 56,389  | 101,720 | 8,105     | 2,140     | 18,462    | 7,634     | 7,032     |
| Exposed films . . . . .  | 239,288       | 218,000 | 528,080 | 249,959 | 537,736 | 28,101    | 28,537    | 97,477    | 37,329    | 1,75,126  |
| Photographic other than cinematograph films  | Value         | —       | —       | —       | —       | 2,01,579  | 3,02,419  | 2,83,015  | 3,02,864  | 2,74,052  |
| Scientific and philosophical . . . . .   | —             | —       | —       | —       | —       | 62,957    | 92,638    | 1,63,139  | 83,908    | 91,248    |
| Surgical . . . . .   | —             | —       | —       | —       | —       | 1,97,722  | 1,86,198  | 1,23,212  | 2,02,554  | 1,73,622  |
| Wireless apparatus . . . . .   | —             | —       | —       | —       | —       | 44,639    | 32,108    | 1,07,796  | 2,41,204  | 1,89,705  |
| Other kinds . . . . .  | —             | —       | —       | —       | —       | 4,74,231  | 4,23,487  | 4,00,137  | 4,63,227  | 5,12,296  |
| Total of Instruments, Apparatus, etc. . . . .  | —             | —       | —       | —       | —       | 34,58,231 | 44,42,353 | 43,94,473 | 48,20,066 | 51,36,593 |
| <b>Jewellery (excluding imitation jewellery and precious stones and pearls, unset), also Plate of Gold and Silver—</b> |               |         |         |         |         |           |           |           |           |           |
| Jewellery (a) . . . . .  | —             | —       | —       | —       | —       | 34,511    | 57,194    | 15,519    | 2,06,338  | 33,477    |
| Plate of gold and silver . . . . .   | —             | —       | —       | —       | —       | 99,743    | 96,030    | 15,543    | 81,528    | 81,349    |
| Total of Jewellery, etc. . . . .   | —             | —       | —       | —       | —       | 1,34,254  | 1,53,224  | 31,067    | 2,87,866  | 1,14,826  |
| <b>Leather—</b>  |               |         |         |         |         |           |           |           |           |           |
| Hides, tanned or dressed   | Tons          | 2       | ..      | ..      | ..      | ..        | 3,771     | 4,078     | 1,991     | 1,027     |
|  | No.           | —501    | —226    | —862    | —122    | ..        | ..        | ..        | ..        | ..        |
| Skins, tanned or dressed   | Tons          | 1       | 1       | 1       | 3       | 19,227    | 3,335     | 3,001     | 34,252    | 26,578    |
|  | No.           | —3,399  | —3,629  | —2,562  | —9,317  | —14,040   | ..        | ..        | ..        | ..        |
| Unwrought . . . . .  | Cwts.         | 86      | 167     | 34      | 74      | 165       | 41,689    | 45,973    | 13,398    | 31,742    |
| Leather cloth (including artificial leather) . . . . .   | Sq. yard      | 115,829 | 930,093 | 187,202 | 186,448 | 186,761   | 78,660    | 80,260    | 84,387    | 99,505    |
| Manufactures (excluding boots and shoes and belting for machinery)—  |               |         |         |         |         |           |           |           |           |           |
| Bags and trunks . . . . .  | Cwts.         | 33      | 20      | 30      | 23      | 20        | 21,598    | 5,766     | 11,973    | 8,318     |
| Saddlery and harness . . . . .   | ..            | 11      | 11      | 8       | 5       | 14        | 9,828     | 1,753     | 2,648     | 2,907     |
| Other sorts . . . . .  | Value         | —       | —       | —       | —       | —         | 21,743    | 20,374    | 20,062    | 23,386    |
| Total value of leather manufactures . . . . .  | ..            | —       | —       | —       | —       | —         | 58,167    | 27,898    | 34,688    | 39,611    |
| Total of Leather . . . . .   | ..            | —       | —       | —       | —       | —         | 1,86,743  | 1,80,232  | 1,44,547  | 2,07,101  |
| <b>Liquors, including denatured and perfumed spirits—</b>  |               |         |         |         |         |           |           |           |           |           |
| Ale, beer and porter—  |               |         |         |         |         |           |           |           |           |           |
| Ale and Beer—  |               |         |         |         |         |           |           |           |           |           |
| In bottle . . . . .  | Gals.         | 225,055 | 245,164 | 280,485 | 235,236 | 276,730   | 5,86,731  | 6,37,260  | 7,20,980  | 8,23,737  |
| In bulk . . . . .  | ..            | 404,216 | 363,065 | 312,039 | 369,865 | 349,947   | 7,24,438  | 6,32,292  | 5,35,632  | 5,32,260  |
| Total of Ale and Beer . . . . .  | ..            | 629,271 | 613,229 | 592,524 | 655,101 | 626,677   | 13,11,167 | 12,69,552 | 12,56,612 | 13,45,997 |
| Stout and Porter—  |               |         |         |         |         |           |           |           |           |           |
| In bottle . . . . .  | ..            | 14,972  | 13,781  | 14,213  | 13,427  | 13,568    | 57,435    | 53,185    | 57,716    | 56,375    |
| In bulk . . . . .  | ..            | 3,900   | 2,440   | 2,360   | 3,900   | 1,820     | 7,170     | 3,900     | 4,870     | 5,769     |
| Total of Stout and Porter . . . . .  | ..            | 18,872  | 16,221  | 17,073  | 17,327  | 15,388    | 64,605    | 57,085    | 62,586    | 62,144    |
| Total of Ale, beer and porter . . . . .  | ..            | 648,143 | 629,450 | 609,597 | 672,428 | 642,065   | 13,75,772 | 13,26,637 | 13,19,198 | 14,08,141 |
| Cider and other fermented liquors . . . . .  | ..            | 1,653   | 2,442   | 2,361   | 2,193   | 3,422     | 10,935    | 12,998    | 15,841    | 15,249    |
| <b>Spirit—</b>   |               |         |         |         |         |           |           |           |           |           |
| Brandy . . . . .   | Liquid        | 23,930  | 20,546  | 21,212  | 20,515  | 22,752    | 3,36,323  | 3,36,368  | 3,64,383  | 3,37,907  |
|  | Proof         | 17,493  | 15,655  | 16,233  | 15,436  | 17,160    | ..        | ..        | ..        | ..        |
| Gin . . . . .  | Liquid        | 14,183  | 17,085  | 19,503  | 21,015  | 19,051    | 1,47,359  | 1,55,541  | 1,91,203  | 1,94,909  |
|  | Proof         | 10,333  | 11,319  | 13,319  | 14,331  | 12,891    | ..        | ..        | ..        | ..        |
| Liqueurs . . . . .   | Liquid        | 623     | 1,515   | 1,989   | 1,168   | 2,055     | 15,207    | 25,312    | 34,976    | 22,997    |
| Rum . . . . .  | Liquid        | 487     | 288     | 490     | 323     | 555       | 4,339     | 3,214     | 4,905     | 3,034     |
|  | Proof         | 320     | 217     | 401     | 262     | 480       | ..        | ..        | ..        | ..        |
| Whisky . . . . .   | Liquid        | 63,464  | 71,931  | 77,109  | 72,312  | 77,794    | 12,07,276 | 13,21,570 | 14,37,392 | 13,30,476 |
|  | Proof         | 47,994  | 54,392  | 58,459  | 54,772  | 59,534    | ..        | ..        | ..        | ..        |
| Spirit, present in drugs, medicines, or chemicals . . . . .  | Liquid        | 4,737   | 4,085   | 4,333   | 6,075   | 5,276     | 1,37,467  | 1,14,611  | 1,42,138  | 1,64,609  |
| Spirit, perfumed . . . . .   | ..            | 708     | 232     | 333     | 307     | 716       | 61,359    | 39,470    | 35,433    | 93,549    |

(c) Inclusive of imports by postal packets referred to Collectors of Customs for assessment.

TRADE AT CHIEF PORT  
KARACHI

( 126 )

No. 12—continued  
IMPORTS—continued

| PRINCIPAL AND OTHER ARTICLES   | QUANTITY       |                |                |                |                | VALUE            |                  |                  |                  |                  |
|--|----------------|----------------|----------------|----------------|----------------|------------------|------------------|------------------|------------------|------------------|
|  | 1931-32        | 1932-33        | 1933-34        | 1934-35        | 1935-36        | 1931-32          | 1932-33          | 1933-34          | 1934-35          | 1935-36          |
| <b>SIND—continued</b>  |                |                |                |                |                | R                | R                | R                | R                | R                |
| <b>KARACHI—continued</b>   |                |                |                |                |                |                  |                  |                  |                  |                  |
| Liquors, including denatured and perfumed spirits—continued  |                |                |                |                |                |                  |                  |                  |                  |                  |
| Spirit, denatured—Imported direct Liquid Gals.   | 40             | ..             | 40             | ..             | 5              | 201              | ..               | 528              | ..               | 1                |
| Denatured at Custom House immediately on arrival before clearance Liquid ..                            | 54,719         | 29,369         | 24,728         | 18,630         | 14,032         | 55,921           | 27,072           | 34,909           | 27,820           | 21,38            |
| Other sorts of spirit ..   | 3,601          | 3,403          | 4,004          | 3,458          | 6,826          | 1,40,118         | 1,37,610         | 1,43,714         | 1,73,775         | 2,20,94          |
| <b>Total of Spirit ..</b>  | <b>165,807</b> | <b>148,644</b> | <b>154,502</b> | <b>146,303</b> | <b>149,032</b> | <b>21,06,180</b> | <b>21,01,003</b> | <b>24,39,061</b> | <b>23,39,076</b> | <b>26,62,41</b>  |
| <b>Wines—</b>  |                |                |                |                |                |                  |                  |                  |                  |                  |
| Champagne and other sparkling wines . Gals.  | 1,828          | 1,370          | 4,091          | 3,003          | 3,854          | 66,745           | 42,057           | 1,27,519         | 1,24,733         | 1,26,31          |
| Port ..  | 3,801          | 3,939          | 4,504          | 4,238          | 4,142          | 49,263           | 47,635           | 59,336           | 62,617           | 48,64            |
| Still red wines, other than port ..  | 1,234          | 3,313          | 1,893          | 1,537          | 1,530          | 11,375           | 13,547           | 18,104           | 15,614           | 14,01            |
| Sherry, madeira, and marsala ..  | 3,722          | 4,592          | 6,940          | 7,944          | 9,761          | 68,148           | 69,950           | 1,07,403         | 1,29,407         | 1,54,86          |
| Still white wines other than sherry, madeira and marsala ..  | 1,598          | 1,374          | 2,678          | 2,334          | 2,459          | 16,143           | 13,173           | 26,183           | 29,159           | 30,56            |
| Other sorts of wines including vermouth and ginger wine ..   | 14,492         | 20,598         | 19,605         | 12,759         | 14,319         | 1,07,146         | 1,62,276         | 1,69,523         | 1,11,374         | 1,29,23          |
| <b>Total of Wines ..</b>   | <b>26,663</b>  | <b>33,186</b>  | <b>39,710</b>  | <b>32,765</b>  | <b>36,666</b>  | <b>3,18,320</b>  | <b>3,48,638</b>  | <b>5,08,568</b>  | <b>4,62,904</b>  | <b>5,04,43</b>   |
| <b>Total of Liquors ..</b>   | <b>342,371</b> | <b>313,722</b> | <b>306,676</b> | <b>284,689</b> | <b>331,084</b> | <b>38,11,707</b> | <b>38,49,336</b> | <b>42,83,266</b> | <b>42,25,765</b> | <b>46,19,13</b>  |
| <b>Machinery and Millwork—</b>   |                |                |                |                |                |                  |                  |                  |                  |                  |
| Prime-movers (other than Electrical)—  |                |                |                |                |                |                  |                  |                  |                  |                  |
| Locomotives (excluding those for railways)—  |                |                |                |                |                |                  |                  |                  |                  |                  |
| Oil engines . No.  | 8              | ..             | 1              | 4              | 4              | 9,573            | ..               | 1,565            | 14,710           | 24,44            |
| Parts of oil engines . Value   | —              | —              | —              | —              | —              | 11,268           | 265              | 3,298            | 15,364           | 2,12             |
| Steam engines . No.  | 3              | 2              | ..             | 7              | 2              | 24,424           | 14,543           | ..               | 55,920           | 16,01            |
| Parts of steam engine Value  | —              | —              | —              | —              | —              | 49,600           | 24,301           | 7,593            | 34,327           | 3,94             |
| Others ..  | —              | —              | —              | —              | —              | ..               | 2,041            | ..               | ..               | ..               |
| Railway Locomotive Engines and tenders and parts ..  | —              | —              | —              | —              | —              | 12,42,266        | 4,12,852         | 4,91,769         | 1,31,665         | 3,57,36          |
| Other than Locomotives—  |                |                |                |                |                |                  |                  |                  |                  |                  |
| Gas engines . No.  | 1              | 1              | 5              | ..             | ..             | 919              | 10,732           | 4,740            | ..               | ..               |
| Parts of gas engines . Value   | —              | —              | —              | —              | —              | 3,406            | 531              | 1,563            | 752              | 871              |
| Oil engines (a) . No.  | 130            | 162            | 128            | 141            | —              | 5,04,067         | 4,28,495         | 3,41,473         | 4,66,165         | —                |
| For Marine purposes (b) ..   | —              | —              | —              | —              | 4              | —                | —                | —                | —                | 16,605           |
| Others (b) ..  | —              | —              | —              | —              | 200            | —                | —                | —                | —                | 6,65,44          |
| Parts of oil engines . Value   | —              | —              | —              | —              | —              | 1,01,244         | 1,18,142         | 1,40,962         | 1,54,210         | 1,52,142         |
| Steam engines . No.  | 4              | 2              | 55             | 7              | 2              | 19,863           | 33,158           | 4,42,744         | 23,783           | 14,711           |
| Parts of steam engines Value   | —              | —              | —              | —              | —              | 8,995            | 5,884            | 15,760           | 6,332            | 5,021            |
| <b>Total of Prime-movers ..</b>  | <b>—</b>       | <b>—</b>       | <b>—</b>       | <b>—</b>       | <b>—</b>       | <b>19,75,845</b> | <b>10,50,989</b> | <b>14,51,462</b> | <b>9,08,718</b>  | <b>17,58,891</b> |
| Electrical machinery of all kinds, not including Instruments, apparatus, appliances and parts thereof— |                |                |                |                |                |                  |                  |                  |                  |                  |
| Control and Switchgear   | —              | —              | —              | —              | —              | 3,37,006         | 7,27,354         | 2,54,312         | 2,44,644         | 2,40,068         |
| Generators, alternators and dynamos ..   | —              | —              | —              | —              | —              | 12,90,399        | 1,48,181         | 70,045           | 1,05,510         | 1,91,700         |
| motors ..  | —              | —              | —              | —              | —              | 1,15,601         | 90,425           | 94,033           | 1,51,733         | 1,16,594         |
| Transformers ..  | —              | —              | —              | —              | —              | 3,29,294         | 12,41,992        | 1,33,705         | 1,00,913         | 69,486           |
| Other kinds ..   | —              | —              | —              | —              | —              | 44,58,198        | 33,53,945        | 12,04,200        | 13,15,496        | 16,70,063        |
| <b>Total of Electrical Machinery ..</b>  | <b>—</b>       | <b>—</b>       | <b>—</b>       | <b>—</b>       | <b>—</b>       | <b>65,30,498</b> | <b>55,81,367</b> | <b>17,56,295</b> | <b>19,18,296</b> | <b>22,66,883</b> |
| <b>Machinery, not being Prime-movers, or Electrical Machinery—</b>                                     |                |                |                |                |                |                  |                  |                  |                  |                  |
| Aerated water making machinery ..  | —              | —              | —              | —              | —              | 500              | 6,111            | 3,067            | 7,013            | 1,032            |
| <b>Agricultural Machinery—</b>   |                |                |                |                |                |                  |                  |                  |                  |                  |
| Agricultural tractors and parts ..   | —              | —              | —              | —              | —              | 49,895           | 1,48,220         | 1,20,316         | 76,332           | 65,418           |
| Ploughs and parts ..   | —              | —              | —              | —              | —              | 6,313            | 15,567           | 13,280           | 16,007           | 25,702           |
| Other sorts ..   | —              | —              | —              | —              | —              | 42,057           | 1,54,369         | 1,61,119         | 2,03,038         | 1,97,651         |
| Rollers ..   | —              | —              | —              | —              | —              | 1,75,496         | 45,962           | 5,26,040         | 2,22,790         | 2,68,739         |
| Boots and Shoes Manufacturing Machinery ..   | —              | —              | —              | —              | —              | ..               | 4,336            | ..               | 84,902           | 12,355           |
| Metal-working machinery (including Machine tools) ..   | —              | —              | —              | —              | —              | 2,26,174         | 1,40,363         | 2,85,330         | 2,18,568         | 3,40,364         |
| Mining Machinery ..  | —              | —              | —              | —              | —              | 5,41,441         | 3,70,625         | 3,61,353         | 4,41,963         | 6,02,805         |
| Oil-crushing and refining machinery ..   | —              | —              | —              | —              | —              | 34,636           | 49,964           | 12,019           | 14,836           | 36,193           |
| Paper mill machinery ..  | —              | —              | —              | —              | —              | ..               | ..               | ..               | 7,281            | ..               |
| Pumping Machinery* ..  | —              | —              | —              | —              | —              | ..               | ..               | 1,46,251         | 2,28,831         | 1,71,506         |
| Refrigerating machinery ..   | —              | —              | —              | —              | —              | 1,65,810         | 1,69,603         | 95,360           | 90,234           | 1,70,176         |
| Rice and flour mill machinery ..   | —              | —              | —              | —              | —              | 3,74,193         | 1,77,413         | 54,768           | 69,190           | 77,448           |
| Saw-mill and wood-working machinery ..   | —              | —              | —              | —              | —              | 17,825           | 25,373           | 19,296           | 25,156           | 56,497           |

\* Separately recorded from 1933-34.  
(a) Sub-divided from 1935-36.  
(b) Separately recorded from 1935-36.

No. 12—continued  
IMPORTS—continued

| PRINCIPAL AND OTHER ARTICLES  | QUANTITY |         |         |         |         | VALUE       |             |             |             |             |
|---|----------|---------|---------|---------|---------|-------------|-------------|-------------|-------------|-------------|
|   | 1931-32  | 1932-33 | 1933-34 | 1934-35 | 1935-36 | 1931-32     | 1932-33     | 1933-34     | 1934-35     | 1935-36     |
| <b>SIND—continued</b>   |          |         |         |         |         | R           | R           | R           | R           | R           |
| <b>KARACHI—continued</b>  |          |         |         |         |         |             |             |             |             |             |
| Machinery and Millwork—<br>continued  |          |         |         |         |         |             |             |             |             |             |
| Machinery, not being Prime-<br>movers, etc.—continued                         |          |         |         |         |         |             |             |             |             |             |
| Sewing and knitting<br>machines and parts<br>thereof—                         |          |         |         |         |         |             |             |             |             |             |
| Sewing and knitting<br>machines . . . . . No.                                 | 19,179   | 12,458  | 12,405  | 23,035  | 21,314  | 16,18,861   | 12,42,055   | 9,08,744    | 14,36,643   | 13,55,100   |
| Parts of sewing and<br>knitting machines<br>and accessories . . . . . Value   | —        | —       | —       | —       | —       | 1,72,083    | 1,55,795    | 2,28,881    | 3,39,611    | 3,50,303    |
| Total value of sewing<br>and knitting machines<br>and parts thereof . . . . . | —        | —       | —       | —       | —       | 19,86,794   | 13,97,850   | 11,87,875   | 17,76,254   | 17,05,403   |
| Sugar Machinery . . . . .   | —        | —       | —       | —       | —       | 69,568      | 6,26,660    | 40,98,396   | 7,89,265    | 89,990      |
| Textile machinery—<br>Cotton—   |          |         |         |         |         |             |             |             |             |             |
| Spinning Machinery . . . . .  | —        | —       | —       | —       | —       | 7,422       | 17,340      | 4,486       | 6,88,488    | 33,819      |
| Weaving Machinery . . . . .   | —        | —       | —       | —       | —       | 86,982      | 86,758      | 48,252      | 1,97,306    | 1,31,768    |
| Other sorts . . . . .   | —        | —       | —       | —       | —       | 2,41,858    | 1,25,988    | 2,49,956    | 0,26,362    | 4,45,685    |
| Wool . . . . .  | —        | —       | —       | —       | —       | 56,258      | 1,04,025    | 1,56,678    | 88,268      | 1,67,686    |
| Other sorts . . . . .   | —        | —       | —       | —       | —       | 68,598      | 44,204      | 80,778      | 1,01,650    | 36,406      |
| Total of Textile<br>machinery . . . . .                                       | —        | —       | —       | —       | —       | 4,61,056    | 4,18,310    | 5,40,150    | 20,62,074   | 8,15,449    |
| Typewriters—<br>Typewriters . . . . . No.                                     | 73       | 50      | 146     | 360     | 469     | 7,786       | 6,670       | 13,181      | 40,285      | 44,547      |
| Parts and accesso-<br>ries . . . . . Value                                    | —        | —       | —       | —       | —       | 9,699       | 7,302       | 12,171      | 8,927       | 9,667       |
| Total of Typewriters . . . . .  | —        | —       | —       | —       | —       | 17,485      | 13,972      | 25,352      | 49,212      | 54,214      |
| Other sorts of Machinery<br>excluding printing<br>machinery . . . . .         | —        | —       | —       | —       | —       | 18,64,401   | 8,97,490    | 12,98,510   | 10,06,018   | 14,70,280   |
| Total of Machinery,<br>not being Prime-<br>movers, etc. . . . .               | —        | —       | —       | —       | —       | 54,32,669   | 46,82,789   | 95,08,242   | 73,94,954   | 61,51,309   |
| Total of Machinery<br>and Millwork . . . . .                                  | —        | —       | —       | —       | —       | 1,39,39,812 | 1,12,75,645 | 1,27,15,999 | 1,02,16,968 | 1,01,96,883 |
| Manures (excluding oil-cakes)—<br>Nitrogenous—                                |          |         |         |         |         |             |             |             |             |             |
| Nitrate of Soda . . . . . Tons  | 133      | 168     | 226     | 153     | 101     | 18,529      | 21,598      | 26,514      | 10,200      | 18,755      |
| Sulphate of Ammonia . . . . .   | 20       | ..      | 148     | 565     | 1,131   | 2,315       | ..          | 14,416      | 54,609      | 1,07,217    |
| Others . . . . .  | ..       | ..      | ..      | ..      | ..      | 120         | 45          | ..          | 8           | ..          |
| Compounds—<br>Ammonium Phosphate Tons   | 1        | ..      | ..      | ..      | ..      | 575         | ..          | ..          | ..          | ..          |
| Fish manures . . . . .  | 982      | 762     | 149     | 362     | 676     | 86,259      | 51,329      | 4,354       | 31,699      | 45,295      |
| Others . . . . .  | 291      | 64      | 99      | 42      | 6       | 19,949      | 2,916       | 4,122       | 1,088       | 240         |
| Other kinds of manures . . . . .  | 32       | ..      | 11      | 20      | 20      | 3,248       | ..          | 721         | 997         | 1,058       |
| Total of Manures . . . . .  | 1,459    | 984     | 632     | 1,142   | 2,024   | 1,31,288    | 75,888      | 50,127      | 1,04,610    | 1,72,565    |
| Matches—  |          |         |         |         |         |             |             |             |             |             |
| Safety . . . . . } Gross<br>of Boxes  | 29,400   | 15,200  | 15,397  | 4,042   | 5,227   | 84,211      | 17,904      | 18,990      | 6,545       | 9,494       |
| Other sorts . . . . .   | 8,750    | 1       | ..      | 10,000  | 58,450  | 11,562      | 6           | ..          | 10,628      | 61,598      |
| Total of Matches . . . . .  | 38,150   | 15,201  | 15,397  | 14,042  | 63,677  | 95,773      | 17,910      | 18,990      | 17,173      | 71,092      |
| Metals and Ores—  |          |         |         |         |         |             |             |             |             |             |
| Aluminium—  |          |         |         |         |         |             |             |             |             |             |
| Wrought—<br>Circles . . . . . Cwts.   | 1,320    | 44      | 1,156   | 1,029   | 1,726   | 87,294      | 3,070       | 88,301      | 73,920      | 1,12,108    |
| Sheets . . . . .  | 65       | 64      | 108     | 94      | 143     | 5,844       | 6,060       | 10,245      | 8,518       | 11,976      |
| Other manufactures . . . . .  | 112      | 348     | 297     | 286     | 292     | 11,657      | 20,438      | 14,050      | 33,305      | 32,589      |
| Total of Aluminium, wrought . . . . .   | 1,497    | 456     | 1,530   | 1,409   | 2,161   | 1,04,595    | 30,168      | 1,07,596    | 1,15,738    | 1,56,672    |
| Brass, bronze, and similar<br>alloys and manufactures<br>thereof—             |          |         |         |         |         |             |             |             |             |             |
| Unwrought . . . . .   | 8        | 11      | ..      | ..      | 3       | 110         | 557         | ..          | ..          | 163         |
| Wrought—  |          |         |         |         |         |             |             |             |             |             |
| Yellow metal for<br>sheathing . . . . .                                       | 12,692   | 23,092  | 21,198  | 24,514  | 18,006  | 3,96,721    | 6,46,748    | 5,59,449    | 6,04,078    | 4,02,176    |
| Other sorts . . . . .   | 2,061    | 0,475   | 6,392   | 9,260   | 6,912   | 1,01,518    | 2,38,130    | 2,15,483    | 3,07,062    | 2,40,840    |
| Total of Brass, Bronze, etc. . . . .  | 14,761   | 30,178  | 27,598  | 33,774  | 25,521  | 4,98,349    | 8,85,485    | 7,74,932    | 9,11,140    | 7,03,169    |
| Copper—<br>Old, for re-manufacture . . . . .                                  | 1,102    | 146     | 326     | 133     | 143     | 37,033      | 2,867       | 6,025       | 2,338       | 2,543       |
| Ore . . . . .   | ..       | ..      | ..      | ..      | ..      | ..          | ..          | ..          | ..          | ..          |
| Unwrought—<br>Pipes, ingots, cakes,<br>bricks and slabs . . . . . Cwts.       | 1,280    | 440     | 561     | 780     | 40      | 43,414      | 12,415      | 14,972      | 18,860      | 1,035       |



| PRINCIPAL AND OTHER<br>ARTICLES   | QUANTITY      |               |               |               |               | VALUE            |                  |                  |                  |                  |
|---|---------------|---------------|---------------|---------------|---------------|------------------|------------------|------------------|------------------|------------------|
|   | 1931-32       | 1932-33       | 1933-34       | 1934-35       | 1935-36       | 1931-32          | 1932-33          | 1933-34          | 1934-35          | 1935-36          |
| <b>BIND—continued</b>   |               |               |               |               |               | R                | R                | R                | R                | R                |
| <b>KARACHI—continued</b>  |               |               |               |               |               |                  |                  |                  |                  |                  |
| <b>Metals and Ores—continued</b>  |               |               |               |               |               |                  |                  |                  |                  |                  |
| <b>Copper—contd.</b>  |               |               |               |               |               |                  |                  |                  |                  |                  |
| Wrought—  |               |               |               |               |               |                  |                  |                  |                  |                  |
| Brasiers . . . Cwts   |               |               | 1,795         |               | 124           |                  |                  | 47,955           |                  | 4,145            |
| Rods . . . "  | 1,580         | 1,227         | 23            | 107           | 139           | 65,488           | 51,570           | 1,079            | 4,505            | 4,916            |
| Sheets . . . "  | 16,020        | 27,897        | 23,746        | 49,406        | 10,428        | 5,73,257         | 8,48,343         | 7,00,418         | 13,84,266        | 5,72,494         |
| Wire, excluding wire<br>of telegraph and<br>telephone . . . "                 | 1,046         | 230           | 28            | 28            | 200           | 83,967           | 6,741            | 1,052            | 1,081            | 6,158            |
| Other manufactures . . . "  | 1,363         | 2,453         | 1,527         | 6,508         | 2,780         | 70,920           | 1,25,118         | 59,108           | 2,44,794         | 1,05,295         |
| <b>Total of Copper, wrought . . . "</b>                                       | <b>20,914</b> | <b>31,807</b> | <b>27,119</b> | <b>56,189</b> | <b>22,671</b> | <b>7,03,592</b>  | <b>10,81,772</b> | <b>8,09,012</b>  | <b>16,34,536</b> | <b>6,93,008</b>  |
| <b>Total of Copper . . . "</b>  | <b>23,296</b> | <b>32,398</b> | <b>28,006</b> | <b>57,052</b> | <b>22,854</b> | <b>8,74,929</b>  | <b>10,47,054</b> | <b>8,80,609</b>  | <b>16,55,784</b> | <b>6,96,588</b>  |
| <b>Manufactures—</b>  |               |               |               |               |               |                  |                  |                  |                  |                  |
| Angle and Tee, Bolt and<br>rod—   |               |               |               |               |               |                  |                  |                  |                  |                  |
| Protected . . . Tons  | 33            | 1             | ..            | ..            | 6             | 5,890            | 114              | 41               | 22               | 1,008            |
| Not protected . . . "   | ..            | ..            | ..            | ..            | ..            | ..               | ..               | 05               | ..               | ..               |
| Bars and Channels—  |               |               |               |               |               |                  |                  |                  |                  |                  |
| Protected . . . "   | 2             | ..            | ..            | 8             | 31            | 497              | ..               | ..               | 1,898            | 2,725            |
| Not protected . . . "   | 25            | 8             | ..            | ..            | ..            | 4,701            | 1,636            | ..               | ..               | ..               |
| Rice bowls . . . "  | ..            | ..            | ..            | ..            | ..            | ..               | ..               | 18               | ..               | ..               |
| <b>Total of Iron manufactures—</b>  |               |               |               |               |               |                  |                  |                  |                  |                  |
| Protected . . . "   | 35            | 1             | ..            | 8             | 36            | 6,347            | 114              | 41               | 1,920            | 3,733            |
| Not protected . . . "   | 25            | 8             | ..            | ..            | ..            | 4,701            | 1,636            | 83               | ..               | ..               |
| <b>Total . . . "</b>  | <b>60</b>     | <b>9</b>      | <b>..</b>     | <b>8</b>      | <b>36</b>     | <b>11,048</b>    | <b>1,750</b>     | <b>124</b>       | <b>1,920</b>     | <b>3,733</b>     |
| <b>Steel—</b>   |               |               |               |               |               |                  |                  |                  |                  |                  |
| Angle and tee—  |               |               |               |               |               |                  |                  |                  |                  |                  |
| Protected . . . "   | 4,801         | 2,462         | 2,455         | 3,001         | 4,417         | 4,23,601         | 1,73,163         | 2,01,928         | 2,64,815         | 3,66,440         |
| Spring* Protected . . . "   | ..            | ..            | 2             | 128           | 219           | ..               | ..               | 424              | 13,622           | 22,800           |
| Bars other than Cast Steel—<br>Under 1" round in<br>square* Protected . . . " | 5,204         | 3,827         | 2,879         | 3,783         | 1,209         | 5,03,486         | 3,08,540         | 2,39,048         | 3,18,956         | 93,882           |
| Not protected . . . "   | 10,061        | 12,863        | 9,709         | 7,134         | ..            | 7,32,246         | 7,73,214         | 7,72,142         | 6,24,468         | ..               |
| Others* Protected . . . "   | ..            | ..            | ..            | ..            | 5,274         | ..               | ..               | ..               | ..               | 4,23,908         |
| <b>Cast—</b>  |               |               |               |               |               |                  |                  |                  |                  |                  |
| Tool steel—   |               |               |               |               |               |                  |                  |                  |                  |                  |
| High speed . . . "  | 3             | 5             | 3             | 6             | 16            | 6,403            | 4,480            | 7,807            | 7,620            | 13,524           |
| Carbon . . . "  | 13            | 15            | 11            | 28            | 33            | 3,126            | 3,516            | 4,148            | 12,593           | 9,782            |
| Cast steel bars . . . "   | ..            | 6             | 14            | 13            | 10            | 511              | 2,280            | 2,799            | 4,673            | 10,520           |
| Other Cast Steel . . . "  | ..            | 5             | 2             | 6             | ..            | 163              | 1,981            | 694              | 1,034            | ..               |
| <b>Total of Steel, Cast*—</b>   |               |               |               |               |               |                  |                  |                  |                  |                  |
| Protected . . . "   | 16            | 31            | 30            | 55            | 59            | 10,213           | 12,257           | 15,448           | 25,925           | 33,826           |
| <b>Ingot, blooms, billets<br/>and slabs . . . "</b>                           | <b>19</b>     | <b>58</b>     | <b>52</b>     | <b>13</b>     | <b>6</b>      | <b>2,395</b>     | <b>6,209</b>     | <b>6,292</b>     | <b>1,623</b>     | <b>967</b>       |
| <b>Total of steel—</b>  |               |               |               |               |               |                  |                  |                  |                  |                  |
| Protected . . . "   | 10,005        | 6,289         | 5,334         | 6,692         | 11,173        | 9,27,177         | 4,81,703         | 4,40,976         | 6,09,337         | 9,40,856         |
| Not protected . . . "   | 10,096        | 12,463        | 9,793         | 7,172         | 6             | 7,34,854         | 7,91,680         | 7,94,306         | 6,40,077         | 907              |
| <b>Total of Steel . . . "</b>   | <b>20,101</b> | <b>18,741</b> | <b>15,127</b> | <b>14,064</b> | <b>11,184</b> | <b>16,62,031</b> | <b>12,73,383</b> | <b>12,35,282</b> | <b>12,49,414</b> | <b>9,41,823</b>  |
| <b>Iron or steel—</b>   |               |               |               |               |               |                  |                  |                  |                  |                  |
| Anchors and Cables . . . "  | 45            | 2             | 6             | 4             | 56            | 19,960           | 886              | 2,352            | 1,697            | 25,153           |
| Beams, pillars, girders<br>and bridge-work—                                   |               |               |               |               |               |                  |                  |                  |                  |                  |
| Protected (fabricated) . . . "  | 3             | ..            | 6             | ..            | 4             | 1,775            | 25               | 1,158            | 31               | 933              |
| others . . . "  | 5,541         | 2,324         | 4,418         | 4,179         | 4,315         | 4,60,628         | 1,53,376         | 4,27,723         | 3,70,966         | 3,80,080         |
| <b>Total of Beams, pillars, etc. . . "</b>                                    | <b>5,544</b>  | <b>2,324</b>  | <b>4,424</b>  | <b>4,179</b>  | <b>4,319</b>  | <b>4,62,403</b>  | <b>1,53,401</b>  | <b>4,28,881</b>  | <b>3,70,997</b>  | <b>3,81,013</b>  |
| <b>Bolts and nuts—</b>  |               |               |               |               |               |                  |                  |                  |                  |                  |
| Protected . . . "   | 1,072         | 827           | 719           | 1,405         | 1,612         | 2,67,201         | 2,14,436         | 2,06,849         | 3,54,092         | 3,73,936         |
| <b>Fencing materials (including<br/>fencing wire) (a) . . . "</b>             | <b>840</b>    | <b>712</b>    | <b>716</b>    | <b>1,034</b>  | <b>..</b>     | <b>3,05,259</b>  | <b>3,43,652</b>  | <b>2,81,194</b>  | <b>3,49,330</b>  | <b>..</b>        |
| Protected . . . "   | ..            | ..            | ..            | ..            | 6             | ..               | ..               | ..               | ..               | 1,073            |
| Not protected . . . "   | ..            | ..            | ..            | ..            | 1,313         | ..               | ..               | ..               | ..               | 3,53,990         |
| <b>Total . . . "</b>  | <b>..</b>     | <b>..</b>     | <b>..</b>     | <b>..</b>     | <b>1,319</b>  | <b>..</b>        | <b>..</b>        | <b>..</b>        | <b>..</b>        | <b>3,55,063</b>  |
| <b>Hoops and strips . . . "</b>   | <b>4,285</b>  | <b>3,562</b>  | <b>6,168</b>  | <b>9,721</b>  | <b>12,815</b> | <b>4,70,715</b>  | <b>3,74,538</b>  | <b>7,75,699</b>  | <b>11,95,625</b> | <b>14,52,896</b> |
| <b>Nails, rivets, and washers—</b>  |               |               |               |               |               |                  |                  |                  |                  |                  |
| Protected . . . "   | 391           | 562           | 387           | 501           | 782           | 63,813           | 94,037           | 71,919           | 1,00,588         | 1,54,447         |
| Not protected . . . "   | 1,035         | 1,145         | 815           | 946           | 1,390         | 3,40,061         | 4,33,513         | 2,85,537         | 3,39,775         | 4,54,747         |
| <b>Total . . . "</b>  | <b>1,426</b>  | <b>1,707</b>  | <b>1,202</b>  | <b>1,447</b>  | <b>2,172</b>  | <b>4,03,874</b>  | <b>5,27,555</b>  | <b>3,57,456</b>  | <b>4,40,363</b>  | <b>6,09,194</b>  |
| <b>Old for re-manufacture . . . "</b>   | <b>118</b>    | <b>16</b>     | <b>316</b>    | <b>261</b>    | <b>202</b>    | <b>4,661</b>     | <b>779</b>       | <b>6,859</b>     | <b>13,704</b>    | <b>2,395</b>     |
| <b>Pipes and fittings, cast*—</b>   |               |               |               |               |               |                  |                  |                  |                  |                  |
| Protected . . . "   | 411           | 357           | 104           | 57            | 41            | 2,08,366         | 1,25,316         | 43,593           | 27,392           | 18,322           |

\* Classified as Protected from 1935-36.  
(a) .. as not Protected from 1934-35.

No. 12—continued  
IMPORTS—continued

| PRINCIPAL AND OTHER<br>ARTICLES  | QUANTITY      |               |               |               |               | VALUE            |                  |                  |                  |                    |
|--|---------------|---------------|---------------|---------------|---------------|------------------|------------------|------------------|------------------|--------------------|
|  | 1931-32       | 1932-33       | 1933-34       | 1934-35       | 1935-36       | 1931-32          | 1932-33          | 1933-34          | 1934-35          | 1935-36            |
| <b>BIND—continued</b>  |               |               |               |               |               | R                | R                | R                | R                | R                  |
| <b>KARACHI—continued</b>   |               |               |               |               |               |                  |                  |                  |                  |                    |
| <b>Metals and Ores—continued</b>   |               |               |               |               |               |                  |                  |                  |                  |                    |
| <b>Iron or Steel—continued</b>   |               |               |               |               |               |                  |                  |                  |                  |                    |
| <b>Rails, chairs and fish-plates,<br/>including those for railways—<br/>Protected—</b> |               |               |               |               |               |                  |                  |                  |                  |                    |
| Balls, 30 lbs. per yard<br>and over and fish-<br>plates therefor . . . Tons            | 872           | 13            | 12            | 180           | 24            | 1,09,228         | 9,996            | 10,519           | 31,001           | 17,905             |
| Others . . . "   | 5             | ..            | ..            | ..            | 78            | 718              | ..               | ..               | 55               | 9,616              |
| Not protected . . . "  | 1,088         | 577           | 636           | 272           | 858           | 4,51,954         | 2,32,871         | 1,68,799         | 1,02,723         | 1,07,570           |
| <b>Total of Balls, Chairs, etc.</b> "  | <b>1,955</b>  | <b>590</b>    | <b>648</b>    | <b>452</b>    | <b>455</b>    | <b>5,61,900</b>  | <b>2,42,667</b>  | <b>1,79,318</b>  | <b>1,34,370</b>  | <b>1,35,100</b>    |
| <b>Screws—</b>   |               |               |               |               |               |                  |                  |                  |                  |                    |
| Wood Screws . . . "  | 510           | 649           | 237           | 358           | 661           | 2,85,191         | 8,00,275         | 92,326           | 1,52,989         | 2,33,364           |
| Metal thread Screw<br>(a) Protected . . . "  | 14            | 27            | 85            | 1             | 2             | 13,170           | 12,877           | 30,787           | 1,835            | 2,008              |
| <b>Total</b> . . . "   | <b>524</b>    | <b>676</b>    | <b>322</b>    | <b>359</b>    | <b>663</b>    | <b>2,98,361</b>  | <b>8,13,152</b>  | <b>1,23,113</b>  | <b>1,54,824</b>  | <b>2,35,372</b>    |
| <b>Sheets and plates—<br/>Galvanized—</b>  |               |               |               |               |               |                  |                  |                  |                  |                    |
| Corrugated—<br>Protected . . . "   | 3,403         | 2,113         | 2,703         | 2,260         | 2,649         | 5,47,261         | 3,02,233         | 4,62,308         | 3,76,101         | 4,04,011           |
| Plain—<br>Protected (sheets) . . . "   | 2,763         | 3,386         | 2,347         | 2,166         | 2,973         | 5,43,273         | 5,81,403         | 4,17,941         | 4,06,715         | 4,65,388           |
| Not protected (plates) "   | 58            | 41            | 29            | 19            | ..            | 3,099            | 5,605            | 4,112            | 4,115            | ..                 |
| <b>Tinned—</b>   |               |               |               |               |               |                  |                  |                  |                  |                    |
| Tin plates—<br>Protected . . . "   | 108           | 867           | 776           | 1,329         | 2,341         | 35,492           | 2,19,014         | 2,10,956         | 3,57,763         | 6,51,923           |
| Other sort protected . . . "   | ..            | ..            | ..            | ..            | ..            | ..               | ..               | 200              | 125              | ..                 |
| Not galvanized or tinned—  |               |               |               |               |               |                  |                  |                  |                  |                    |
| Sheets (up to ½"<br>thick) . . . "   | 2,336         | 2,135         | 2,023         | 2,957         | 2,923         | 2,93,414         | 2,31,356         | 2,28,050         | 3,48,224         | 3,15,243           |
| Plates over ½" thick "   | 1,018         | 122           | 409           | 679           | 686           | 1,21,011         | 14,712           | 46,567           | 63,677           | 60,586             |
| <b>Total not galvanized or<br/>  tinned—</b>   | <b>37</b>     | <b>2</b>      | <b>..</b>     | <b>..</b>     | <b>2</b>      | <b>9,481</b>     | <b>562</b>       | <b>..</b>        | <b>..</b>        | <b>536</b>         |
| Protected { Fabricated "   | 37            | 2             | ..            | ..            | 2             | 9,481            | 562              | ..               | ..               | 536                |
| Others " "   | 3,144         | 2,282         | 2,410         | 8,634         | 3,587         | 3,72,842         | 2,39,127         | 2,70,255         | 4,11,463         | 3,75,293           |
| Not protected . . . "  | 173           | 23            | 22            | 2             | ..            | 32,102           | 6,379            | 4,362            | 438              | ..                 |
| <b>Total of not galva-<br/>  nised or tinned sheets,</b>                               | <b>3,354</b>  | <b>2,267</b>  | <b>2,432</b>  | <b>8,636</b>  | <b>3,689</b>  | <b>4,14,425</b>  | <b>2,46,068</b>  | <b>2,74,617</b>  | <b>4,11,901</b>  | <b>3,75,829</b>    |
| <b>Total Sheets and Plates</b> . . . "   | <b>9,686</b>  | <b>8,664</b>  | <b>8,377</b>  | <b>9,410</b>  | <b>11,652</b> | <b>15,48,550</b> | <b>13,54,823</b> | <b>13,70,184</b> | <b>15,56,726</b> | <b>13,97,651</b>   |
| <b>Sleepers and keys of<br/>iron or steel for<br/>Railways—</b>                        |               |               |               |               |               |                  |                  |                  |                  |                    |
| Protected . . . "  | 1,375         | 872           | 521           | 1,967         | 1,820         | 1,46,532         | 82,105           | 77,127           | 1,69,392         | 2,22,250           |
| <b>Tubes, pipes and fittings,<br/>wrought—</b>   |               |               |               |               |               |                  |                  |                  |                  |                    |
| Protected . . . "  | 10            | ..            | ..            | ..            | ..            | 6,174            | ..               | ..               | ..               | ..                 |
| Not protected . . . "  | 4,497         | 7,075         | 5,566         | 8,575         | 18,542        | 13,58,614        | 17,95,160        | 12,92,195        | 13,35,716        | 27,11,230          |
| <b>Wire nails—</b>   |               |               |               |               |               |                  |                  |                  |                  |                    |
| Protected . . . "  | 1,505         | 1,522         | 1,122         | 1,736         | 1,656         | 3,21,571         | 2,71,627         | 1,90,267         | 2,58,892         | 2,24,743           |
| <b>Wire rope—</b>  |               |               |               |               |               |                  |                  |                  |                  |                    |
| Black . . . "  | 41            | 15            | 55            | 28            | 43            | 57,303           | 9,164            | 31,264           | 15,417           | 23,235             |
| Galvanized . . . "   | 34            | 43            | 44            | 63            | 59            | 13,310           | 30,319           | 16,563           | 23,914           | 43,644             |
| <b>Wire other than fencing wire<br/>Protected* . . . "</b>                             | ..            | 1,746         | 1,961         | 1,536         | 1,776         | ..               | 2,77,691         | 2,97,667         | 2,28,865         | 2,43,373           |
| Not protected . . . "  | ..            | ..            | ..            | 41            | 62            | ..               | ..               | ..               | 11,650           | 15,604             |
| <b>Total</b> . . . "   | <b>2,213</b>  | <b>1,746</b>  | <b>1,961</b>  | <b>1,627</b>  | <b>1,838</b>  | <b>3,06,381</b>  | <b>2,77,691</b>  | <b>2,97,667</b>  | <b>2,40,515</b>  | <b>2,58,963</b>    |
| <b>Other manufactures of iron<br/>or steel—</b>  |               |               |               |               |               |                  |                  |                  |                  |                    |
| Protected . . . "  | 1,730         | 1,001         | 954           | 1,817         | 2,039         | 2,04,729         | 2,64,940         | 1,40,040         | 2,46,413         | 2,92,232           |
| Not protected . . . "  | 876           | 225           | 252           | 914           | 1,397         | 3,62,532         | 82,269           | 79,399           | 2,92,372         | 3,96,393           |
| <b>Total of Iron or Steel—</b>   | <b>20,468</b> | <b>18,394</b> | <b>18,511</b> | <b>22,737</b> | <b>25,701</b> | <b>23,77,255</b> | <b>27,28,499</b> | <b>23,15,516</b> | <b>33,47,559</b> | <b>33,44,132</b>   |
| Protected . . . "  | 20,468        | 18,394        | 18,511        | 22,737        | 25,701        | 23,77,255        | 27,28,499        | 23,15,516        | 33,47,559        | 33,44,132          |
| Not protected . . . "  | 17,729        | 14,444        | 14,866        | 22,264        | 35,903        | 44,80,940        | 37,40,731        | 30,84,456        | 43,60,095        | 58,76,330          |
| <b>Total</b> . . . "   | <b>38,197</b> | <b>32,838</b> | <b>33,377</b> | <b>45,051</b> | <b>62,604</b> | <b>78,58,196</b> | <b>64,69,230</b> | <b>53,99,972</b> | <b>77,07,654</b> | <b>92,20,462</b>   |
| <b>Total of Iron and Steel</b> "   | <b>58,358</b> | <b>51,533</b> | <b>49,504</b> | <b>59,123</b> | <b>73,824</b> | <b>90,11,375</b> | <b>77,44,363</b> | <b>71,35,373</b> | <b>89,63,933</b> | <b>1,06,00,003</b> |

\*Classified from 1932-33.  
(a) Classified as Protected from 1935-36.

KARACHI

No. 12—continued  
IMPORTS—continued

| PRINCIPAL AND OTHER ARTICLES   | QUANTITY   |            |            |            |            | VALUE       |           |           |             |             |
|--|------------|------------|------------|------------|------------|-------------|-----------|-----------|-------------|-------------|
|  | 1931-32    | 1932-33    | 1933-34    | 1934-35    | 1935-36    | 1931-32     | 1932-33   | 1933-34   | 1934-35     | 1935-36     |
| <b>SIND—continued</b>  |            |            |            |            |            | R           | R         | R         | R           | R           |
| <b>KARACHI—continued</b>   |            |            |            |            |            |             |           |           |             |             |
| <b>Metals and Ores—continued</b>   |            |            |            |            |            |             |           |           |             |             |
| <b>Lead—</b>   |            |            |            |            |            |             |           |           |             |             |
| Unwrought—   |            |            |            |            |            |             |           |           |             |             |
| Ore . . . . Tons   | 164        | 133        | 223        | 124        | 48         | 55,958      | 44,847    | 67,551    | 33,117      | 13,465      |
| Other sorts . . Cwts.  | 952        | 10         | 2          | 30         | 63         | 13,369      | 152       | 25        | 309         | 1,174       |
| Wrought . . . . "  | 2,996      | 1,210      | 2,991      | 2,173      | 1,023      | 43,217      | 23,033    | 65,307    | 64,405      | 45,975      |
| <b>Total of Lead</b> . . Tons  | 361        | 194        | 373        | 234        | 133        | 1,12,544    | 68,032    | 1,34,383  | 97,831      | 60,614      |
| <b>Solder</b> . . . . Cwts.  | 620        | 230        | 359        | 415        | 430        | 34,033      | 16,015    | 30,209    | 36,791      | 39,463      |
| <b>Tin—</b>  |            |            |            |            |            |             |           |           |             |             |
| Unwrought (blocks, ingots, bars, and slabs) . "                          | 711        | 824        | 1,137      | 1,397      | 2,707      | 62,313      | 30,419    | 1,63,391  | 2,31,029    | 351,953     |
| Wrought, including plates or sheets, not being tinued iron . . "         | 4          | 2          | 4          | 1          | ..         | 1,151       | 393       | 577       | 430         | 274         |
| <b>Total of Tin</b> . . "  | 715        | 826        | 1,191      | 1,398      | 2,707      | 63,464      | 30,812    | 1,64,968  | 2,31,459    | 352,227     |
| <b>Zinc or spelter—</b>  |            |            |            |            |            |             |           |           |             |             |
| Unwrought . . . . "  | 2,264      | 1,964      | 1,293      | 4,219      | 4,397      | 31,209      | 20,746    | 15,093    | 44,323      | 46,301      |
| Wrought or manufactured . "  | 786        | 593        | 1,153      | 329        | 335        | 19,375      | 16,031    | 33,914    | 23,017      | 23,409      |
| Other sorts . . . . "  | 16         | 3          | 65         | 49         | 47         | 60          | 79        | 331       | 291         | 225         |
| <b>Total of Zinc or Spelter</b> . "                                      | 4,066      | 2,560      | 2,511      | 5,097      | 5,329      | 50,644      | 36,856    | 49,341    | 68,131      | 69,935      |
| <b>Metals, unenumerated</b> . . "  | 501        | 630        | 505        | 501        | 571        | 43,925      | 31,101    | 43,953    | 33,953      | 45,665      |
| <b>Ores, unenumerated</b> . . "  | ..         | ..         | ..         | ..         | ..         | 14          | ..        | ..        | ..          | ..          |
| <b>Total of Metals</b> . . Tons  | 60,324     | 55,008     | 51,739     | 64,230     | 76,379     | 1,07,37,490 | 99,95,039 | 92,03,423 | 1,21,27,703 | 1,27,77,941 |
| <b>Total of Ores</b> . . "   | 164        | 133        | 223        | 124        | 48         | 55,972      | 44,847    | 67,551    | 33,117      | 12,465      |
| <b>Total of Metals and Ores</b> . "                                      | 60,988     | 55,141     | 51,962     | 64,354     | 76,927     | 1,07,93,462 | 99,39,886 | 92,70,974 | 1,21,60,820 | 1,27,90,406 |
| <b>Oils—Animal*</b> . . . . Cwts.  | 249        | 9,102      | 11,216     | —          | —          | —           | —         | —         | —           | —           |
| <b>Fish oil—</b>   |            |            |            |            |            |             |           |           |             |             |
| Fish or Whale oil—   |            |            |            |            |            |             |           |           |             |             |
| Hardened (a) . . Cwts.   | —          | —          | —          | 2,913      | 6,736      | —           | —         | —         | 35,063      | 39,432      |
| Others (a) . . . . Gals.   | —          | —          | —          | 1,117      | ..         | —           | —         | —         | 1,255       | ..          |
| Other sorts (a) . . Cwts.  | —          | —          | —          | 21         | 13         | —           | —         | —         | —           | —           |
| Gals.  | —          | —          | —          | 276        | 231        | —           | —         | —         | 1,327       | 1,214       |
| <b>Essential—</b>  |            |            |            |            |            |             |           |           |             |             |
| <b>Natural—</b>  |            |            |            |            |            |             |           |           |             |             |
| Synthetic . . . . Lbs.   | 4,109      | 5,524      | 26,442     | 44,207     | 31,532     | 3,636       | 10,433    | 60,235    | 34,204      | 1,00,196    |
| Gals.  | 455        | 617        | 2,933      | 4,909      | 3,512      | —           | —         | —         | —           | —           |
| Lemon . . . . Lbs.   | 5,130      | 6,333      | 4,213      | 7,737      | 7,091      | 14,759      | 19,359    | 12,311    | 20,142      | 21,933      |
| Gals.  | 570        | 703        | 469        | 360        | 736        | —           | —         | —         | —           | —           |
| Other sorts . . . . Lbs.   | 13,416     | 17,439     | 17,619     | 21,520     | 24,477     | 37,546      | 23,671    | 37,304    | 33,394      | 37,390      |
| Gals.  | 2,042      | 1,934      | 1,972      | 2,390      | 2,717      | —           | —         | —         | —           | —           |
| <b>Total of Essential oils</b> . . Lbs.                                  | 27,555     | 29,301     | 48,479     | 73,464     | 68,150     | 56,391      | 39,013    | 1,10,400  | 1,43,240    | 1,60,074    |
| Gals.  | 3,067      | 3,254      | 5,377      | 3,159      | 7,015      | —           | —         | —         | —           | —           |
| <b>Mineral—</b>  |            |            |            |            |            |             |           |           |             |             |
| <b>Fuel Oils</b> . . . . Gals.   | 12,607,476 | 12,379,370 | 11,944,619 | 13,024,707 | 13,311,479 | 25,74,263   | 25,01,076 | 23,19,301 | 24,04,011   | 31,30,173   |
| Tons   | 49,372     | 30,301     | 47,030     | 60,303     | 64,337     | —           | —         | —         | —           | —           |
| Kerosene in bulk . . Gals.   | 17,262,161 | 7,511,393  | 9,317,979  | 9,399,203  | 14,230,330 | 77,03,941   | 30,95,731 | 37,23,376 | 42,42,917   | 56,32,037   |
| in tins . . . . "  | 1,307,093  | 260,530    | 333,137    | 161,391    | 74,542     | 3,10,364    | 2,01,603  | 2,31,311  | 1,12,361    | 53,219      |
| <b>Total of Kerosene</b> . . "   | 18,569,254 | 7,772,423  | 9,651,116  | 10,061,099 | 14,304,902 | 80,14,305   | 32,97,334 | 39,54,687 | 43,55,278   | 57,20,256   |
| Lubricating Oils . . "   | 1,002,363  | 1,076,341  | 1,535,334  | 1,143,776  | 1,623,467  | 13,57,333   | 13,36,431 | 17,63,373 | 12,05,903   | 13,53,346   |
| Petroleum dangerous flashing below 70° F. . "                            | 1,622,160  | 671,361    | 293,049    | 599,761    | 421,709    | 12,36,313   | 5,33,233  | 2,66,100  | 5,29,794    | 3,13,070    |
| Paints, solutions and compositions, dangerous, flashing below 70° F. . " | 339        | 2,411      | 3,712      | 3,443      | 4,537      | 5,204       | 21,329    | 21,327    | 23,500      | 23,713      |
| Other kinds . . . . "  | 20,224     | 261,931    | 1,334,037  | 42,439     | 65,525     | 26,533      | 3,29,337  | 3,50,309  | 60,343      | 71,954      |
| <b>Total of mineral oils</b> . . "                                       | 34,122,326 | 22,664,332 | 24,362,503 | 24,330,225 | 33,231,369 | 1,43,04,423 | 33,22,520 | 36,77,197 | 36,69,329   | 1,06,50,517 |

\*Sub-divided from 1934-35.  
(a) Separately recorded from 1934-35.

No. 12—continued  
IMPORTS—continued

| PRINCIPAL AND OTHER ARTICLES                                | QUANTITY          |                   |                   |                   |                   | VALUE              |                  |                  |                  |                    |
|---|-------------------|-------------------|-------------------|-------------------|-------------------|--------------------|------------------|------------------|------------------|--------------------|
|   | 1931-32           | 1932-33           | 1933-34           | 1934-35           | 1935-36           | 1931-32            | 1932-33          | 1933-34          | 1934-35          | 1935-36            |
| <b>BIND—continued</b>                                       |                   |                   |                   |                   |                   | R                  | R                | R                | R                | R                  |
| <b>KARACHI—continued</b>                                    |                   |                   |                   |                   |                   |                    |                  |                  |                  |                    |
| <b>Oils—continued</b>                                       |                   |                   |                   |                   |                   |                    |                  |                  |                  |                    |
| Mineral grease (including Petroleum Jelly) . . . lbs.       | 688,120           | 461,100           | 718,802           | 6,00,096          | 918,659           | 1,58,074           | 91,045           | 1,15,709         | 93,944           | 1,31,460           |
| Turkey red oil . . . Gal.                                   | 88                | ..                | ..                | 15                | 638               | 118                | ..               | ..               | 25               | 2,052              |
| <b>Vegetable, non-essential—</b>                            |                   |                   |                   |                   |                   |                    |                  |                  |                  |                    |
| Coconut . . . { Cwts.                                       | 197               | 14,418            | 5,247             | 29,103            | 52,667            | 3,332              | 1,88,619         | 59,067           | 305,668          | 6,99,583           |
| . . . { Gals.   | 2,449             | 179,425           | 65,301            | 362,168           | 659,138           |                    |                  |                  |                  |                    |
| Linseed . . . { Cwts.                                       | 2,289             | 2,449             | 1,550             | 1,772             | 1,492             | 62,648             | 60,006           | 37,214           | 45,161           | 39,512             |
| . . . { Gals.   | 28,471            | 30,479            | 19,296            | 22,048            | 18,574            |                    |                  |                  |                  |                    |
| Other kinds . . . { Cwts.                                   | 119               | 348               | 200               | 95                | 62                | 4,684              | 10,304           | 5,305            | 4,662            | 2,967              |
| . . . { Gals.   | 1,445             | 4,329             | 2,494             | 1,206             | 800               |                    |                  |                  |                  |                    |
| Total of Vegetable non-essential oils { Cwts.               | 2,605             | 17,215            | 6,997             | 30,970            | 54,441            | 71,882             | 2,58,929         | 1,01,586         | 3,55,491         | 7,39,052           |
| . . . { Gals.   | 32,404            | 214,238           | 87,091            | 385,417           | 677,512           |                    |                  |                  |                  |                    |
| <b>Total of Oils</b> . . .                                  | <b>34,237,802</b> | <b>28,046,909</b> | <b>25,178,914</b> | <b>25,378,174</b> | <b>34,075,909</b> | <b>1,45,71,019</b> | <b>88,78,264</b> | <b>91,69,419</b> | <b>98,08,174</b> | <b>1,17,63,860</b> |
| Oilcloth and floorcloth Sq. Yds.                            | 68,717            | 90,876            | 87,691            | 108,764           | 109,819           | 58,071             | 72,181           | 78,968           | 88,008           | 82,407             |
| <b>Paints and Painters' materials—</b>                      |                   |                   |                   |                   |                   |                    |                  |                  |                  |                    |
| <b>Paints and Colours—</b>                                  |                   |                   |                   |                   |                   |                    |                  |                  |                  |                    |
| Barytes . . . Cwts.   | 25,426            | 19                | 88                | 1,206             | 5,593             | 78,721             | 174              | 1,199            | 2,569            | 14,105             |
| Blue Paint or Paris blue . . . "                            | 2,691             | 3,823             | 3,932             | 3,819             | 3,735             | 1,61,860           | 1,56,785         | 1,47,823         | 1,61,265         | 1,65,544           |
| Graphite . . . "  | 60                | 166               | 365               | 315               | 171               | 1,608              | 2,718            | 4,397            | 8,190            | 3,595              |
| <b>Red Lead—</b>  |                   |                   |                   |                   |                   |                    |                  |                  |                  |                    |
| Genuine, dry . . . "  | 885               | 1,162             | 554               | 332               | 590               | 17,907             | 19,983           | 8,377            | 11,308           | 7,799              |
| Reduced, . . . "  | 65                | 10                | 50                | 20                | ..                | 510                | 141              | 476              | 179              | ..                 |
| <b>White Lead—</b>  |                   |                   |                   |                   |                   |                    |                  |                  |                  |                    |
| Genuine, dry . . . "  | 52                | 115               | 66                | 103               | 76                | 1,365              | 3,389            | 2,167            | 2,919            | 2,636              |
| Reduced . . . "   | 8                 | 37                | 6                 | 5                 | 6                 | 179                | 683              | 109              | 139              | 109                |
| General, moist . . . "                                      | 14                | 10                | 13                | 39                | 13                | 472                | 257              | 392              | 1,146            | 392                |
| Reduced . . . "   | 57                | 15                | 1                 | 2                 | 8                 | 771                | 405              | 26               | 93               | 225                |
| Lithopone . . . "   | ..                | 5                 | 16                | 1,423             | 6,399             | ..                 | 67               | 235              | 17,264           | 97,728             |
| <b>Zinc, White—</b>   |                   |                   |                   |                   |                   |                    |                  |                  |                  |                    |
| Genuine, dry . . . "  | 245               | 337               | 890               | 160               | 170               | 9,504              | 11,615           | 12,021           | 4,692            | 2,746              |
| Reduced . . . "   | 25                | 63                | 23                | 9                 | 18                | 515                | 1,252            | 485              | 286              | 195                |
| Genuine, moist . . . "                                      | 1,684             | 2,267             | 3,475             | 3,866             | 2,415             | 49,671             | 54,908           | 69,650           | 71,181           | 57,727             |
| Reduced . . . "   | 4,680             | 5,328             | 1,932             | 132               | 113               | 90,088             | 1,03,477         | 28,100           | 1,845            | 1,562              |
| <b>Other sorts—</b>   |                   |                   |                   |                   |                   |                    |                  |                  |                  |                    |
| White, dry . . . "  | 22                | ..                | ..                | 5                 | 5                 | 344                | ..               | ..               | 388              | 608                |
| Coloured, dry . . . "                                       | 4,922             | 7,165             | 7,998             | 7,879             | 9,619             | 1,58,343           | 1,98,114         | 2,09,689         | 2,08,331         | 2,45,335           |
| White, moist . . . "  | 1,403             | 1,547             | 3,351             | 5,888             | 611               | 24,414             | 24,547           | 72,979           | 1,03,117         | 14,355             |
| Coloured, moist . . . "                                     | 6,413             | 6,478             | 5,875             | 7,330             | 7,086             | 1,83,345           | 1,99,188         | 1,77,629         | 2,19,466         | 1,87,658           |
| <b>Total of Paints and Colours</b> . . .                    | <b>59,552</b>     | <b>28,542</b>     | <b>28,335</b>     | <b>31,538</b>     | <b>36,632</b>     | <b>7,75,786</b>    | <b>7,76,243</b>  | <b>7,35,585</b>  | <b>8,07,244</b>  | <b>8,02,610</b>    |
| <b>Painters' materials (other than paints and colours)—</b> |                   |                   |                   |                   |                   |                    |                  |                  |                  |                    |
| <b>Turpentine—</b>  |                   |                   |                   |                   |                   |                    |                  |                  |                  |                    |
| Genuine Turpentine . . . "                                  | 146               | 71                | 129               | 215               | 76                | 2,381              | 2,079            | 3,036            | 3,438            | 2,294              |
| Turpentine substitute . . . "                               | 359               | 403               | 392               | 515               | 485               | 6,354              | 6,768            | 4,865            | 5,544            | 7,776              |
| <b>Varnish—</b>   |                   |                   |                   |                   |                   |                    |                  |                  |                  |                    |
| Emulsions . . . "   | 1,321             | 1,438             | 432               | 431               | 694               | 37,879             | 44,304           | 31,958           | 31,466           | 34,117             |
| Other kinds . . . "   | 6,012             | 5,387             | 5,199             | 5,718             | 7,907             | 2,75,252           | 2,47,500         | 2,44,991         | 3,03,570         | 3,03,536           |
| <b>Other kinds</b> . . . Value                              | ..                | ..                | ..                | ..                | ..                | 71,059             | 71,902           | 56,841           | 61,624           | 86,428             |
| <b>Total value of painters' materials</b> . . .             | ..                | ..                | ..                | ..                | ..                | <b>8,94,375</b>    | <b>8,72,447</b>  | <b>8,41,241</b>  | <b>4,08,640</b>  | <b>4,34,151</b>    |
| <b>Total of Paints and painters' materials</b> . . .        | ..                | ..                | ..                | ..                | ..                | <b>14,70,161</b>   | <b>11,48,690</b> | <b>10,76,776</b> | <b>12,15,814</b> | <b>12,36,761</b>   |

| PRINCIPAL AND OTHER<br>ARTICLES   | QUANTITY |         |         |         |         | VALUE     |           |           |           |           |
|---|----------|---------|---------|---------|---------|-----------|-----------|-----------|-----------|-----------|
|   | 1931-32  | 1932-33 | 1933-34 | 1934-35 | 1935-36 | 1931-32   | 1932-33   | 1933-34   | 1934-35   | 1935-36   |
|   |          |         |         |         |         | R         | R         | R         | R         | R         |
| <b>SIND—continued</b><br><b>KARACHI—continued</b><br><b>Paper and Pasteboard—</b>   |          |         |         |         |         |           |           |           |           |           |
| Paper (a)—  |          |         |         |         |         |           |           |           |           |           |
| Packing paper (a) . Cwts.   | 9,906    | 19,265  | 11,492  | 23,121  | —       | 1,47,971  | 2,57,984  | 1,35,520  | 2,57,777  | —         |
| Packing and wrapping<br>paper—<br>Kraft (including imi-<br>tation kraft (b) . Cwts. | —        | —       | —       | —       | 21,682  | —         | —         | —         | —         | 2,82,617  |
| Brown wrappings<br>other sorts (b) . "  | —        | —       | —       | —       | 873     | —         | —         | —         | —         | 6,585     |
| Coloured machine-<br>glazed pressings<br>(b) . "                                    | —        | —       | —       | —       | 627     | —         | —         | —         | —         | 5,700     |
| Manilla, machine-<br>glazed or unglaz-<br>ed and sulphite<br>envelopes (b) . "      | —        | —       | —       | —       | 2,552   | —         | —         | —         | —         | 26,862    |
| Fancy (including<br>embossed paper)(b) . "  | —        | —       | —       | —       | 920     | —         | —         | —         | —         | 24,615    |
| Other sorts (b) . "   | —        | —       | —       | —       | 2,016   | —         | —         | —         | —         | 40,990    |
| Printing paper (a)—   |          |         |         |         |         |           |           |           |           |           |
| Newsprinting—   |          |         |         |         |         |           |           |           |           |           |
| Protected (c) . "   | 25       | 132     | ..      | 841     | —       | 228       | 1,399     | ..        | 11,807    | —         |
| Not protected(c) . "  | 52,239   | 60,377  | 63,625  | 62,742  | —       | 5,53,238  | 6,18,649  | 5,72,171  | 5,32,795  | —         |
| Other sorts—  |          |         |         |         |         |           |           |           |           |           |
| Protected (c) . "   | 9,432    | 8,979   | 9,785   | 8,381   | —       | 1,65,694  | 1,56,335  | 1,52,074  | 1,23,726  | —         |
| Not protected (c) . "   | 496      | 384     | 138     | 2,102   | —       | 8,675     | 4,168     | 1,698     | 36,095    | —         |
| Printing paper—   |          |         |         |         |         |           |           |           |           |           |
| Machine glazed poster<br>paper (b) . "  | —        | —       | —       | —       | ..      | —         | —         | —         | —         | ..        |
| Litho paper (b) . "   | —        | —       | —       | —       | 116     | —         | —         | —         | —         | 2,915     |
| White printing paper<br>other than machine-<br>glazed poster paper<br>and Litho—    |          |         |         |         |         |           |           |           |           |           |
| News printing (b) . "   | —        | —       | —       | —       | 69,091  | —         | —         | —         | —         | 5,44,562  |
| Others (b) . . "  | —        | —       | —       | —       | 8,697   | —         | —         | —         | —         | 1,58,007  |
| Other sorts (b) . "   | —        | —       | —       | —       | 12,374  | —         | —         | —         | —         | 1,10,945  |
| Total of Printing<br>paper—   |          |         |         |         |         |           |           |           |           |           |
| Protected . . "   | —        | —       | —       | —       | 6,215   | —         | —         | —         | —         | 93,348    |
| Not Protected . . "   | —        | —       | —       | —       | 84,063  | —         | —         | —         | —         | 7,23,081  |
| TOTAL . . "   | —        | —       | —       | —       | 90,278  | —         | —         | —         | —         | 8,16,429  |
| Writing paper and envelo-<br>pes (a)—   |          |         |         |         |         |           |           |           |           |           |
| Writing paper in large<br>sheets—   |          |         |         |         |         |           |           |           |           |           |
| Protected (c) . { Reams<br>and<br>Cwts.   | 126,455  | 138,414 | 135,624 | 123,079 | —       | 276,570   | 2,95,416  | 2,02,629  | 2,95,253  | —         |
| Not protected (c) . "   | 15,734   | 17,863  | 16,781  | 16,760  | —       | —         | —         | —         | —         | —         |
| Note and letter paper and<br>envelopes—   |          |         |         |         |         |           |           |           |           |           |
| Protected (c) . . Cwts.   | 1,564    | 1,066   | 905     | 810     | —       | 91,823    | 58,026    | 51,149    | 49,569    | —         |
| Not protected (c) . "   | 9        | ..      | ..      | ..      | —       | 635       | 3         | ..        | 48        | —         |
| Envelopes imported separ-<br>ately—   |          |         |         |         |         |           |           |           |           |           |
| Protected (c) . . Cwts.   | 753      | 990     | 827     | 870     | —       | 50,552    | 62,219    | 56,142    | 57,451    | —         |
| Not protected (c) . "   | 928      | 1,692   | 628     | 325     | —       | 37,696    | 63,149    | 25,089    | 17,304    | —         |
| Writing paper and envelo-<br>pes—   |          |         |         |         |         |           |           |           |           |           |
| Azurelaid or wove<br>and ledger (b) . "   | —        | —       | —       | —       | 334     | —         | —         | —         | —         | 6,011     |
| Cream (b) . . "   | —        | —       | —       | —       | 6,154   | —         | —         | —         | —         | 87,160    |
| Other sorts of writ-<br>ing paper (b) . "   | —        | —       | —       | —       | 14,588  | —         | —         | —         | —         | 2,31,319  |
| Writing pads (b) . "  | —        | —       | —       | —       | 698     | —         | —         | —         | —         | 31,269    |
| Boxed stationery (b) . "  | —        | —       | —       | —       | 1,164   | —         | —         | —         | —         | 79,018    |
| Total of writing paper<br>and envelopes—  |          |         |         |         |         |           |           |           |           |           |
| Protected . . "   | —        | —       | —       | —       | 22,907  | —         | —         | —         | —         | 4,32,310  |
| Not Protected . . "   | —        | —       | —       | —       | 31      | —         | —         | —         | —         | 1,961     |
| TOTAL . . "   | —        | —       | —       | —       | 22,938  | —         | —         | —         | —         | 4,34,271  |
| Blotting paper (b) . . "  | —        | —       | —       | —       | 332     | —         | —         | —         | —         | 9,356     |
| Old Newspapers in<br>bales and bags . "   | 126,204  | 143,706 | 130,795 | 178,062 | 136,672 | 4,34,480  | 5,64,063  | 5,23,036  | 6,69,470  | 4,43,446  |
| Other kinds of paper . "  | 3,532    | 6,633   | 9,011   | 9,113   | 7,209   | 1,48,098  | 2,34,931  | 2,57,422  | 2,76,744  | 2,05,469  |
| Paper manufactures . "  | 1,121    | 1,135   | 1,070   | 1,221   | 2,120   | 70,677    | 56,979    | 53,324    | 65,878    | 65,569    |
| Total of Paper . . "  | 221,948  | 267,232 | 245,657 | 304,346 | 283,228 | 19,86,335 | 23,74,271 | 20,90,254 | 23,98,417 | 23,32,421 |

(a) Revised classification introduced from 1935-36.  
(b) Separately recorded from 1935-36.  
(c) Discontinued from 1935-36.

No. 12—continued  
IMPORTS—continued

| PRINCIPAL AND OTHER ARTICLES  | QUANTITY |         |         |         |         | VALUE     |           |           |           |           |
|---|----------|---------|---------|---------|---------|-----------|-----------|-----------|-----------|-----------|
|   | 1931-32  | 1932-33 | 1933-34 | 1934-35 | 1935-36 | 1931-32   | 1932-33   | 1933-34   | 1934-35   | 1935-36   |
| BIND—continued  |          |         |         |         |         | R         | R         | R         | R         | R         |
| KARACHI—continued   |          |         |         |         |         |           |           |           |           |           |
| Paper and Pasteboard—continued  |          |         |         |         |         |           |           |           |           |           |
| Pasteboard, Millboard and Cardboard of all kinds—                     |          |         |         |         |         |           |           |           |           |           |
| Straw boards . . . Cwts.  | 11,815   | 14,534  | 8,599   | 17,308  | 23,415  | 61,677    | 75,231    | 37,126    | 80,484    | 1,00,016  |
| Other kinds . . . "   | 2,858    | 7,257   | 4,726   | 7,356   | 7,359   | 53,019    | 1,28,110  | 63,970    | 84,747    | 75,423    |
| Manufactures of pasteboard, millboard and cardboard . . . "           | 223      | 254     | 246     | 149     | 278     | 14,975    | 15,322    | 18,072    | 8,911     | 11,039    |
| Total of Paper and Pasteboard . . . "                                 | 230,330  | 280,277 | 258,628 | 329,051 | 319,380 | 21,16,066 | 25,95,940 | 22,09,422 | 25,67,159 | 26,20,740 |
| Perfumery excluding perfumed spirits . . . Value                      | —        | —       | —       | —       | —       | 93,044    | 1,22,764  | 69,910    | 26,162    | 23,400    |
| Pitch; Tar and Dammer—  |          |         |         |         |         |           |           |           |           |           |
| Coal Tar and Pitch . . . Cwts.  | 7,247    | 16,739  | 6,811   | 15,096  | 10,157  | 23,432    | 69,397    | 24,734    | 57,022    | 31,472    |
| Stockholm Tar and Pitch . . . "                                       | ..       | 20      | 20      | 5       | 1       | ..        | 188       | 160       | 45        | 48        |
| Total of Pitch, Tar and Dammer . . . "                                | 7,247    | 16,759  | 6,831   | 15,101  | 10,158  | 23,432    | 69,585    | 24,894    | 57,067    | 31,515    |
| Polishes—   |          |         |         |         |         |           |           |           |           |           |
| Polishes and Compositions for application to leather . . . Value      | —        | —       | —       | —       | —       | 3,54,324  | 3,86,781  | 3,66,610  | 4,42,414  | 4,43,395  |
| Polishes and Compositions for application to metals, etc. . . "       | —        | —       | —       | —       | —       | 86,002    | 31,372    | 76,340    | 76,307    | 96,398    |
| Wood Polish . . . "   | —        | —       | —       | —       | —       | 5,637     | 5,115     | 2,862     | 3,988     | 3,453     |
| Other sorts . . . "   | —        | —       | —       | —       | —       | 10,659    | 11,603    | 10,900    | 23,469    | 20,764    |
| Total of Polishes . . . "   | —        | —       | —       | —       | —       | 4,65,622  | 4,34,876  | 4,57,224  | 5,55,222  | 5,64,010  |
| Precious stones and pearls, uncut—                                    |          |         |         |         |         |           |           |           |           |           |
| Diamonds* . . . "   | —        | —       | 1       | —       | —       | 76,384    | 12,65,293 | 2,18,036  | 1,58,338  | 99,247    |
| Other precious stones . . . "   | —        | —       | —       | —       | —       | 4,844     | 68,520    | 50        | 12,710    | 3,386     |
| Pearls . . . "  | —        | —       | 1       | —       | —       | 3,000     | 48,735    | 2,70,716  | 4,78,092  | 6,08,141  |
| Total . . . "   | —        | —       | —       | —       | —       | 84,228    | 13,77,518 | 4,89,402  | 6,49,140  | 7,10,724  |
| Printing and Lithographing machinery and materials (excluding Paper)— |          |         |         |         |         |           |           |           |           |           |
| Printers' ink . . . "   | —        | —       | —       | —       | —       | 99,271    | 96,677    | 1,14,311  | 1,26,860  | 1,30,137  |
| Printing and lithographing presses . . . "                            | —        | —       | —       | —       | —       | 75,775    | 40,336    | 1,11,502  | 1,68,936  | 1,25,652  |
| Printing type . . . Cwts.   | 97       | 67      | 131     | 104     | 317     | 12,210    | 10,333    | 20,180    | 16,100    | 33,013    |
| Other materials . . . Value   | —        | —       | —       | —       | —       | 63,833    | 57,127    | 69,759    | 47,319    | 56,364    |
| Total of Printing and Lithographing Machinery, etc. . . "             | —        | —       | —       | —       | —       | 2,51,094  | 2,04,473  | 3,15,752  | 3,54,215  | 3,45,671  |
| Prints, engravings and Pictures . . . "                               | —        | —       | —       | —       | —       | 45,236    | 25,358    | 34,533    | 57,536    | 45,196    |
| Provisions and Oilman's stores—                                       |          |         |         |         |         |           |           |           |           |           |
| Bacon and ham . . . Cwts.   | 2,071    | 2,233   | 2,791   | 2,846   | 2,397   | 1,74,262  | 1,58,347  | 2,08,865  | 1,98,818  | 2,05,085  |
| Biscuits and cakes . . . "  | 4,179    | 4,032   | 4,546   | 5,205   | 5,342   | 3,95,384  | 3,78,605  | 3,95,519  | 4,50,575  | 4,33,140  |
| Canned and bottled provisions (not specified elsewhere)—              |          |         |         |         |         |           |           |           |           |           |
| Canned or bottled fruits . . . "                                      | 6,878    | 6,913   | 3,301   | 10,760  | 6,770   | 1,66,934  | 1,74,522  | 1,30,398  | 2,25,330  | 1,94,277  |
| Tinned or canned fish . . . "   | 2,799    | 2,780   | 2,757   | 3,053   | 3,447   | 1,44,933  | 1,33,255  | 1,34,000  | 1,47,563  | 1,53,321  |
| Vegetable products (vegetable ghee, and fat, etc.) . . . "            | 17,345   | 3,352   | 77      | 203     | 362     | 5,55,254  | 1,12,773  | 3,231     | 10,934    | 16,329    |
| Others . . . "  | 10,329   | 12,027  | 13,250  | 12,437  | 14,932  | 5,98,324  | 6,11,819  | 6,17,903  | 6,37,804  | 7,06,740  |
| Cheese (including canned) . . . "                                     | 1,495    | 2,233   | 2,033   | 2,222   | 2,180   | 1,33,264  | 1,91,939  | 1,66,367  | 1,79,993  | 1,54,592  |
| Cocoa and chocolate . . . "   | 400      | 405     | 432     | 523     | 546     | 33,703    | 34,153    | 31,635    | 37,996    | 35,337    |
| Confectionary . . . "   | 3,998    | 3,520   | 4,039   | 4,465   | 5,660   | 3,36,369  | 3,07,531  | 3,43,973  | 3,66,779  | 4,14,226  |
| Farinaceous and patent foods—   |          |         |         |         |         |           |           |           |           |           |
| Farinaceous foods in bulk . . . "                                     | 653      | 1,316   | 1,275   | 902     | 1,377   | 7,334     | 10,527    | 9,252     | 7,739     | 11,768    |
| Milk foods for infants and invalids (wholly or mainly milk) . . . "   | 672      | 703     | 437     | 339     | 442     | 1,26,346  | 1,36,542  | 1,03,165  | 90,395    | 94,303    |
| Other sorts . . . "   | 5,923    | 6,355   | 7,696   | 7,750   | 7,636   | 3,16,016  | 3,44,712  | 3,67,626  | 3,32,747  | 3,94,624  |
| Ghi . . . "   | 1,613    | 307     | 125     | 213     | 195     | 78,300    | 15,034    | 5,733     | 3,633     | 7,615     |
| Jams and jellies . . . "  | 2,436    | 2,635   | 3,133   | 3,324   | 3,524   | 1,11,716  | 1,14,431  | 1,25,597  | 1,34,721  | 1,34,437  |
| Milk, condensed and preserved . . . "                                 | 4,036    | 2,962   | 4,610   | 2,934   | 3,419   | 1,33,674  | 95,407    | 1,23,697  | 89,734    | 89,746    |
| Pickles, chutnies, sauces, and condiments . . . "                     | 1,337    | 1,233   | 1,679   | 2,100   | 2,023   | 1,25,051  | 1,14,254  | 1,40,165  | 1,62,152  | 1,59,069  |
| Other sorts of provisions . . . "                                     | 1,575    | 1,555   | 2,223   | 2,200   | 2,022   | 93,732    | 63,978    | 1,26,391  | 1,20,300  | 1,39,732  |
| Total of provisions and Oilman's stores . . . "                       | 69,034   | 55,671  | 59,539  | 62,593  | 63,329  | 35,95,623 | 30,08,434 | 30,94,122 | 32,51,263 | 33,97,361 |

\* Inclusive of imports by postal packets referred to collectors of customs for assessment.

TRADE AT CHIEF PORT  
KARACHI

( 134 )

No. 12—continued  
IMPORTS—continued

| PRINCIPAL AND OTHER ARTICLES  | QUANTITY |         |         |         |         | VALUE       |           |           |           |           |
|---|----------|---------|---------|---------|---------|-------------|-----------|-----------|-----------|-----------|
|   | 1931-32  | 1932-33 | 1933-34 | 1934-35 | 1935-36 | 1931-32     | 1932-33   | 1933-34   | 1934-35   | 1935-36   |
| <b>RUBBER—continued</b>   |          |         |         |         |         |             |           |           |           |           |
| <b>KARACHI—continued</b>  |          |         |         |         |         |             |           |           |           |           |
| Rubber—   |          |         |         |         |         |             |           |           |           |           |
| Raw . . . . . Lbs.  | 11,086   | 6,707   | 40,257  | 11,370  | 24,397  | 3,981       | 896       | 9,480     | 4,668     | 9,399     |
| Manufactures—   |          |         |         |         |         |             |           |           |           |           |
| Pneumatic motor covers No.  | 90,868   | 50,909  | 55,991  | 48,218  | 51,006  | 42,69,114   | 27,03,454 | 25,32,440 | 25,73,165 | 30,22,045 |
| “ “ tubes “   | 81,252   | 50,672  | 53,984  | 52,146  | 46,289  | 5,45,006    | 3,63,261  | 3,48,847  | 3,64,339  | 3,58,330  |
| “ “ cycle covers “  | 2,278    | 879     | 1,213   | 945     | 877     | 29,759      | 12,904    | 14,612    | 12,476    | 10,366    |
| “ “ tubes “   | 4,490    | 2,506   | 2,120   | 1,734   | 1,306   | 11,048      | 7,022     | 4,792     | 3,675     | 3,340     |
| “ cycle covers “  | 256,589  | 309,589 | 288,926 | 255,191 | 219,410 | 3,70,128    | 2,62,574  | 2,95,619  | 3,32,195  | 3,03,641  |
| “ cycle tubes “   | 269,198  | 328,646 | 368,587 | 338,120 | 293,277 | 2,02,884    | 1,62,420  | 1,85,680  | 1,76,076  | 1,63,152  |
| Solid rubber tyres “  | 612      | 848     | 517     | 621     | 320     | 59,561      | 38,342    | 59,748    | 60,885    | 28,956    |
| Other manufactures except Value apparel, boots and shoes.               | —        | —       | —       | —       | —       | 3,48,165    | 3,42,715  | 3,59,014  | 4,45,843  | 5,02,594  |
| Total of Rubber . . .   | —        | —       | —       | —       | —       | 58,40,541   | 38,93,568 | 38,59,361 | 39,82,517 | 44,01,852 |
| <b>Seeds—</b>   |          |         |         |         |         |             |           |           |           |           |
| Oilseeds—   |          |         |         |         |         |             |           |           |           |           |
| Essential . . . . . Tons  | 5        | 11      | 6       | 11      | 1       | 2,972       | 2,545     | 2,320     | 3,080     | 360       |
| Non-essential—  |          |         |         |         |         |             |           |           |           |           |
| Copra or Coconut kernel “   | 1,324    | 6,927   | 7,318   | 6,168   | 7,233   | 2,20,366    | 11,07,280 | 8,82,677  | 6,80,282  | 13,07,359 |
| Others . . . . . “  | 60       | 5       | 1       | 106     | 26      | 6,047       | 481       | 664       | 13,425    | 8,327     |
| Other than oilseeds . . .   | 7        | 15      | 11      | 41      | 37      | 6,776       | 9,887     | 4,893     | 12,626    | 12,623    |
| Total of Seeds . . .  | 1,866    | 6,958   | 7,336   | 6,321   | 7,297   | 2,36,161    | 12,10,148 | 8,90,554  | 6,59,410  | 13,23,669 |
| <b>Soap—</b>  |          |         |         |         |         |             |           |           |           |           |
| Household and laundry soap in bars or tablets Cwts.                     | 27,227   | 31,608  | 29,784  | 25,160  | 3,584   | 6,92,545    | 8,05,934  | 6,84,698  | 5,85,792  | 93,633    |
| Toilet soap . . . . . “   | 3,686    | 4,331   | 9,106   | 7,880   | 7,466   | 3,82,201    | 3,86,006  | 6,07,763  | 5,63,554  | 5,33,036  |
| Other sorts . . . . . “   | 875      | 819     | 918     | 840     | 1,084   | 37,431      | 37,196    | 34,253    | 39,033    | 39,349    |
| Total of Soap . . .   | 31,788   | 36,758  | 39,808  | 33,880  | 12,134  | 11,12,177   | 12,30,126 | 13,26,714 | 11,93,379 | 6,60,018  |
| <b>Spices—</b>  |          |         |         |         |         |             |           |           |           |           |
| Black pepper . . . . . “  | 161      | 2,609   | 1,106   | 540     | 722     | 2,344       | 25,295    | 7,609     | 3,543     | 6,463     |
| Cassia . . . . . “  | 4,328    | 5,807   | 6,285   | 7,607   | 8,175   | 40,250      | 58,943    | 58,623    | 73,937    | 98,826    |
| Pepper . . . . . “  | 21       | 53      | 32      | ..      | 5,539   | 757         | 2,092     | 689       | ..        | 1,05,134  |
| Other sorts . . . . . “   | 88       | 103     | 95      | 107     | 66      | 5,275       | 2,828     | 2,676     | 4,146     | 12,717    |
| Total of Spices . . .   | 4,593    | 8,572   | 7,513   | 8,344   | 14,502  | 48,626      | 89,157    | 69,596    | 80,623    | 2,18,140  |
| <b>Stationery (excluding paper)—</b>                                    |          |         |         |         |         |             |           |           |           |           |
| Pencils (excluding slate pencils) . . . . . Doz.                        | 214,843  | 563,915 | 378,465 | 400,786 | 518,057 | 74,580      | 1,56,475  | 96,953    | 1,17,341  | 1,19,723  |
| Other sorts—  |          |         |         |         |         |             |           |           |           |           |
| Factored . . . . . Cwts.  | 276      | 1,064   | 1,290   | 1,248   | 672     | 18,607      | 58,660    | 1,31,858  | 1,15,133  | 1,02,902  |
| Not protected . . . . . Value   | —        | —       | —       | —       | —       | 6,23,526    | 6,32,283  | 5,68,305  | 5,95,165  | 6,86,560  |
| Total of Stationery, etc. . .   | —        | —       | —       | —       | —       | 7,11,713    | 8,47,418  | 7,92,116  | 8,27,638  | 2,08,185  |
| <b>Sticks and Whips . . . . .</b>                                       |          |         |         |         |         |             |           |           |           |           |
| Sticks and whips . . . . .  | —        | —       | —       | —       | —       | 10,962      | 7,496     | 9,616     | 11,077    | 7,781     |
| <b>Stone and Marble—</b>  |          |         |         |         |         |             |           |           |           |           |
| Stone and marble . . . . . Tons   | 222      | 298     | 367     | 501     | 400     | 27,232      | 31,454    | 32,958    | 43,163    | 37,312    |
| Articles of Stone and Marble . . . . .                                  | 1        | 14      | 15      | 5       | 77      | 2,467       | 20,524    | 6,578     | 7,737     | 7,664     |
| Total of Stone and Marble . .   | 223      | 312     | 372     | 506     | 477     | 29,699      | 51,978    | 39,531    | 50,899    | 44,976    |
| <b>Sugar—</b>   |          |         |         |         |         |             |           |           |           |           |
| Sugar 23 Dutch Standard and above . . . . .                             | 58,820   | 57,212  | 38,930  | 54,454  | 28,935  | 58,61,433   | 60,13,994 | 39,80,054 | 23,74,479 | 20,90,638 |
| Sugar below 23 Dutch Standard but not below 16 Dutch Standard . . . . . | 1,275    | 2       | 9       | 5       | 1       | 1,21,231    | 680       | 3,276     | 3,385     | 1,170     |
| Sugar, 15 Dutch Standard and below . . . . .                            | 7        | ..      | ..      | ..      | ..      | 2,687       | 1,557     | ..        | ..        | ..        |
| Molasses . . . . . “  | 857      | 398     | ..      | ..      | ..      | 35,231      | 14,057    | 41        | ..        | 13        |
| Beet Sugar . . . . . “  | 57,114   | 31,891  | 22,752  | 17,593  | 19,076  | 63,58,688   | 32,70,949 | 22,71,448 | 14,84,658 | 16,61,789 |
| Total of Sugar . . .  | 113,083  | 89,503  | 61,688  | 72,052  | 48,012  | 1,23,79,265 | 93,01,237 | 62,54,819 | 43,61,522 | 37,53,864 |
| <b>Tea—</b>   |          |         |         |         |         |             |           |           |           |           |
| Black . . . . . Lbs.  | 442,031  | 412,942 | 102,754 | 23,400  | 26,790  | 2,68,507    | 2,14,453  | 50,492    | 19,176    | 17,335    |
| Green . . . . . “   | 185,374  | 327,606 | 422,218 | 835,120 | 839,663 | 1,12,225    | 1,90,785  | 2,09,182  | 4,19,581  | 3,93,772  |
| Total of Tea . . .  | 627,405  | 740,548 | 524,972 | 893,620 | 866,853 | 3,80,732    | 4,05,188  | 2,59,674  | 4,38,757  | 4,11,107  |
| <b>Textiles—</b>  |          |         |         |         |         |             |           |           |           |           |
| Cotton—   |          |         |         |         |         |             |           |           |           |           |
| Raw . . . . . Bales and Tons  | ..       | ..      | ..      | 81      | 1       | 103         | 390       | 372       | 13,604    | 1,273     |
| Twist and yarn—   |          |         |         |         |         |             |           |           |           |           |
| Grey (unbleached)—  |          |         |         |         |         |             |           |           |           |           |
| No. 1 to 30 . . . . . Lbs.  | 5,043    | 2,000   | ..      | 19,438  | 1,460   | 3,331       | 916       | ..        | 4,136     | 1,456     |
| “ 31 to 40 . . . . . “  | 5,200    | 5,209   | ..      | ..      | 38,598  | 3,880       | 3,238     | ..        | ..        | 23,075    |
| “ 41 and above . . . . . “  | 3,600    | 20,343  | 4,929   | 23,023  | 11,110  | 4,689       | 27,888    | 5,218     | 81,873    | 13,617    |
| Two folds (doubles). . . . .  | 1,200    | 1,200   | 10,500  | ..      | 15,166  | 1,165       | 1,651     | 6,644     | ..        | 10,533    |
| White . . . . . “   | 62,327   | 96,596  | 54,550  | 62,152  | 80,168  | 45,178      | 81,769    | 40,984    | 32,954    | 63,420    |
| Two folds (doubles)* . . . . .  | —        | —       | —       | 600     | 900     | —           | —         | —         | 582       | 842       |

\* Separately recorded from 1934-35.







No. 12—continued  
IMPORTS—continued

| PRINCIPAL AND OTHER ARTICLES   | QUANTITY  |           |           |           |           | VALUE       |             |             |             |             |
|--|-----------|-----------|-----------|-----------|-----------|-------------|-------------|-------------|-------------|-------------|
|  | 1981-82   | 1982-83   | 1983-84   | 1984-85   | 1985-86   | 1981-82     | 1982-83     | 1983-84     | 1984-85     | 1985-86     |
| <b>SIND—continued</b>  |           |           |           |           |           | R           | R           | R           | R           | R           |
| <b>K. RAOHI—continued</b>  |           |           |           |           |           |             |             |             |             |             |
| <b>Textiles—continued</b>  |           |           |           |           |           |             |             |             |             |             |
| <b>Jute—</b>   |           |           |           |           |           |             |             |             |             |             |
| Raw . . . . . Tons   | --        | --        | --        | --        | --        | --          | --          | 18          | --          | --          |
| Twist and yarn . . . . . Lbs.  | 390       | --        | 12        | 499       | 7         | 175         | --          | 2           | 140         | 1           |
| Manufactures—  |           |           |           |           |           |             |             |             |             |             |
| Gunny bags . . . . . No.   | 2,604     | 81,750    | 17,433    | 24,060    | 55,200    | 2,035       | 15,815      | 4,430       | 6,006       | 12,436      |
| Other kinds . . . . . Value  | --        | --        | --        | --        | --        | 4,640       | 4,966       | 2,076       | 1,328       | 6,632       |
| Total of Jute . . . . .  | --        | --        | --        | --        | --        | 6,901       | 20,781      | 6,526       | 7,480       | 19,071      |
| <b>Silk—</b>   |           |           |           |           |           |             |             |             |             |             |
| Raw . . . . . Lbs.   | --        | 3,339     | 138       | --        | 3,394     | --          | 14,564      | 818         | --          | 11,679      |
| Silk yarn, nelt, and warp (a) . . . . .  | 105,404   | 172,619   | 118,041   | --        | --        | 3,08,789    | 3,65,868    | 2,30,466    | --          | --          |
| Yarn made from Silk other than waste Silk or Voils . . . . . Lbs.                          | --        | --        | --        | 781       | 4         | --          | --          | --          | 3,841       | 5           |
| Made from Silk Waste or Voils . . . . .  | --        | --        | --        | 229,970   | 178,038   | --          | --          | --          | 4,58,325    | 381,097     |
| Manufactures—  |           |           |           |           |           |             |             |             |             |             |
| Hosiery—(a)  |           |           |           |           |           |             |             |             |             |             |
| Socks and Stockings made chiefly of Silk (b) . . . . . Lbs. & Doz. Pairs                   | --        | --        | --        | 1,216     | 922       | --          | --          | --          | 18,241      | 12,898      |
| Goods of silk mixed with other materials (c) . . . . . Yds. & Lbs.                         | 136,185   | 165,576   | 83,884    | 303,207   | 199,895   | 1,37,602    | 1,33,529    | 1,11,426    | 3,83,365    | 1,38,673    |
| Silk piece-goods (e) . . . . .   | 105,621   | 150,066   | 175,735   | 61,567    | 40,224    | 97,600      | 1,04,127    | 95,722      | 1,66,906    | --          |
| Ponjee (e) . . . . . Yds. & Lbs.   | --        | --        | --        | 349,570   | 74,890    | --          | --          | --          | --          | 28,755      |
| Funji, Bosekhi and Corded (Spun Silk) (e) . . . . . Yds. & Lbs.                            | --        | --        | --        | 38,487    | 6,222     | --          | --          | --          | --          | 72,723      |
| Crepes and Georgettes (e) . . . . . Yds. & Lbs.  | --        | --        | --        | --        | 15,753    | --          | --          | --          | --          | 14,215      |
| Satins and Taffetas (e) . . . . . Yds. & Lbs.  | --        | --        | --        | --        | 1,958     | --          | --          | --          | --          | 2,387       |
| Others (e) . . . . . Yds. & Lbs.   | --        | --        | --        | --        | 3,799     | --          | --          | --          | --          | 17,087      |
| Thread for Sewing . . . . . Lbs.   | 307       | 171       | 573       | 339       | 181       | 5,144       | 3,159       | 4,585       | 6,081       | 4,019       |
| Other sorts . . . . .  | 1,782     | 7,028     | 7,395     | 237       | 63        | 25,989      | 31,267      | 27,526      | 3,872       | 390         |
| Total of Silk manufactures . . . . . Value   | --        | --        | --        | --        | --        | 3,16,335    | 3,22,082    | 2,39,250    | 4,78,465    | 3,41,152    |
| Total of Silk . . . . .  | --        | --        | --        | --        | --        | 6,25,124    | 7,02,409    | 4,70,043    | 9,41,231    | 7,33,933    |
| <b>Wool—</b>   |           |           |           |           |           |             |             |             |             |             |
| Raw . . . . . Lbs.   | 315,009   | 695,403   | 249,953   | 667,446   | 624,182   | 2,44,480    | 5,79,370    | 3,37,907    | 5,05,970    | 4,59,285    |
| Yarn and knitting wool—  |           |           |           |           |           |             |             |             |             |             |
| Worsted yarn for weaving . . . . .   | 430,700   | 765,426   | 343,909   | 891,090   | 794,405   | 7,26,652    | 13,04,818   | 5,68,572    | 15,64,460   | 13,40,091   |
| Knitting wool . . . . .  | 215,603   | 316,515   | 422,037   | 1,435,232 | 544,835   | 4,69,140    | 6,01,372    | 6,38,472    | 23,24,798   | 8,50,389    |
| Manufactures—  |           |           |           |           |           |             |             |             |             |             |
| Brands . . . . .   | 3,537     | 3,925     | 3,716     | 3,359     | 3,042     | 10,587      | 12,058      | 11,293      | 7,351       | 7,987       |
| Blankets and rugs other than floor rugs . . . . .  | 478,257   | 1,240,458 | 1,539,607 | 1,329,947 | 1,018,757 | 4,59,381    | 11,29,452   | 12,47,103   | 15,55,141   | 7,84,412    |
| Carpets and floor rugs . . . . .   | 29,317    | 16,595    | 14,668    | 18,623    | 13,429    | 70,192      | 38,909      | 27,724      | 42,950      | 29,241      |
| Hosiery (f)  |           |           |           |           |           |             |             |             |             |             |
| Woolen Knitted apparel (e) . . . . . Lbs.  | 35,156    | 23,199    | 36,463    | 42,164    | --        | 1,47,168    | 96,351      | 1,46,458    | 1,88,056    | 31,865      |
| Other sorts (e) . . . . .  | --        | --        | --        | --        | --        | --          | --          | --          | --          | 144,909     |
| Piece-goods (e) . . . . . Yds. & Lbs.  | 2,761,228 | 6,634,545 | 4,484,796 | 2,724,058 | 753,227   | 27,12,410   | 62,63,103   | 37,24,625   | 33,30,514   | 12,57,445   |
| Goods of Wool mixed with other materials (b) . . . . . Yds. & Lbs.                         | --        | --        | --        | 1,179,264 | 458,907   | --          | --          | --          | 8,25,196    | 5,91,745    |
| Ruffie Cloth and Shawl cloth (e) . . . . .   | --        | --        | --        | 577,425   | 475,517   | --          | --          | --          | --          | --          |
| Shawls and lolo . . . . . No.  | 24,800    | 70,073    | 69,464    | 83,360    | 178,730   | 1,49,447    | 3,50,102    | 3,21,523    | 4,00,430    | 1,31,047    |
| Other sorts . . . . . Lbs.   | 81,333    | 104,638   | 80,201    | 559,722   | 93,851    | 14,614      | 52,033      | 90,428      | 4,69,279    | 3,00,761    |
| Total of Woolen manufactures . . . . . Value   | --        | --        | --        | --        | --        | 35,64,294   | 79,42,058   | 55,69,154   | 68,14,417   | 36,03,704   |
| Total of Wool . . . . .  | --        | --        | --        | --        | --        | 50,04,566   | 1,04,27,613 | 71,14,105   | 1,12,69,630 | 62,58,469   |
| <b>Artificial Silk—</b>  |           |           |           |           |           |             |             |             |             |             |
| Artificial Silk yarns . . . . . Lbs.   | 23,792    | 168,167   | 132,752   | 338,533   | 376,577   | 22,572      | 1,35,535    | 1,11,595    | 3,41,954    | 2,10,196    |
| Hosiery—(a)  |           |           |           |           |           |             |             |             |             |             |
| Socks and Stockings made chiefly of Artificial Silk . . . . . Doz. Pairs                   | --        | --        | --        | 3,536     | 9,649     | --          | --          | --          | 18,704      | 20,725      |
| Piece-goods made entirely of Artificial Silk . . . . . Yds.                                | 6,720,541 | 9,659,611 | 8,176,984 | 6,463,360 | 5,275,268 | 20,53,753   | 18,76,667   | 4,69,231    | 11,69,611   | 8,05,417    |
| Piece-goods made of Cotton embroidered or super imposed with Artificial Silk (b) . . . . . | --        | --        | 572,360   | --        | --        | --          | --          | 2,05,592    | --          | --          |
| Piece-goods made of Cotton and Artificial Silk (a) . . . . .                               | 1,329,472 | 919,248   | 750,620   | --        | --        | 6,16,450    | 8,21,905    | 3,67,119    | --          | --          |
| Goods of Artificial Silk mixed with other materials—(b)                                    |           |           |           |           |           |             |             |             |             |             |
| Containing 50% or more Cotton . . . . .  | --        | --        | --        | 1,584,048 | 1,054,539 | --          | --          | --          | 4,55,326    | 3,39,446    |
| Containing no Cotton or less than 50% Cotton (b) . . . . .                                 | --        | --        | --        | 191,093   | 102,244   | 1,44,133    | 1,98,329    | 2,71,694    | 2,94,636    | 1,50,909    |
| Other sorts . . . . . Value  | --        | --        | --        | --        | --        | 92,34,094   | 30,32,936   | 14,25,231   | 22,39,820   | 16,21,083   |
| Total of Artificial Silk . . . . .   | --        | --        | --        | --        | --        | 13,114      | 12,031      | 21,438      | 70,915      | 96,741      |
| Other Textiles . . . . .   | --        | --        | --        | --        | --        | 5,12,35,194 | 7,01,75,961 | 4,05,62,793 | 5,94,11,167 | 4,85,71,968 |
| Total of Textiles . . . . .  | --        | --        | --        | --        | --        | 5,12,35,194 | 7,01,75,961 | 4,05,62,793 | 5,94,11,167 | 4,85,71,968 |

(a) Shown under Sub-heads from 1934-35.  
(b) Separately recorded from 1934-35.  
(c) Recorded in yards only prior to 1934-35.  
(d) Recorded in yards only prior to 1934-35 and sub-divided from 1935-36.  
(e) Separately recorded from 1935-36.  
(f) Sub-divided from 1935-36.

| PRINCIPAL AND OTHER ARTICLES  | QUANTITY    |            |            |            |            | VALUE     |           |           |           |           |
|---|-------------|------------|------------|------------|------------|-----------|-----------|-----------|-----------|-----------|
|   | 1931-32     | 1932-33    | 1933-34    | 1934-35    | 1935-36    | 1931-32   | 1932-33   | 1933-34   | 1934-35   | 1935-36   |
|   |             |            |            |            |            | R         | R         | R         | R         | R         |
| <b>SIND—continued</b>   |             |            |            |            |            |           |           |           |           |           |
| <b>KARACHI—continued</b>  |             |            |            |            |            |           |           |           |           |           |
| Tobacco—  |             |            |            |            |            |           |           |           |           |           |
| Unmanufactured . . . . . Lbs.   | 2,370       | 515        | 34         | 62         | 151        | 1,840     | 643       | 34        | 80        | 152       |
| Manufactured—   |             |            |            |            |            |           |           |           |           |           |
| Cigars . . . . . No.  | 7,308       | 1,375      | 150        | 850        | 8,320      | 735       | 314       | 6         | 166       | 2,203     |
| . . . . . Lbs.  | 352         | 15         | 1          | 9          | 140        |           |           |           |           |           |
| Cigarettes* . . . . . No.   | 122,163,321 | 86,093,441 | 29,032,487 | 11,793,543 | 12,965,093 | 10,53,101 | 6,06,984  | 2,02,476  | 1,24,081  | 1,28,284  |
| . . . . . Lbs.  | 295,354     | 207,713    | 75,223     | 25,007     | 33,413     |           |           |           |           |           |
| Tobacco for pipes and cigarettes . . . . . Lbs.   | 20,641      | 7,602      | 6,485      | 5,345      | 5,234      | 93,708    | 33,551    | 28,307    | 23,366    | 31,350    |
| Total of Tobacco manufactures . . . . .   | 317,747     | 215,330    | 31,709     | 40,364     | 38,787     | 11,62,539 | 6,40,849  | 2,30,879  | 1,47,613  | 1,61,337  |
| Total of Tobacco . . . . .  | 320,117     | 215,845    | 31,743     | 40,426     | 38,938     | 11,54,379 | 6,41,492  | 2,30,913  | 1,47,698  | 1,61,360  |
| Tobacco requisites (not specified elsewhere) . . . . . Value  | —           | —          | —          | —          | —          | 5,68,750  | 6,92,509  | 6,98,713  | 8,28,185  | 8,89,838  |
| Toys and requisites for games (including fishing tackle)—   |             |            |            |            |            |           |           |           |           |           |
| Toys . . . . .  | —           | —          | —          | —          | —          | 1,67,501  | 1,94,541  | 1,78,550  | 1,90,485  | 1,31,789  |
| Requisites for games and sports (excluding fire-arms, etc.)—  |             |            |            |            |            |           |           |           |           |           |
| Playing cards . . . . .   | —           | —          | —          | —          | —          | 1,10,114  | 95,318    | 69,715    | 46,837    | 57,424    |
| Other sorts . . . . .   | —           | —          | —          | —          | —          | 1,13,634  | 1,02,097  | 1,22,622  | 1,48,843  | 1,19,562  |
| Total of requisites for games . . . . .   | —           | —          | —          | —          | —          | 2,24,048  | 1,97,415  | 1,82,737  | 1,95,680  | 1,66,986  |
| Total of Toys and requisites for games, etc. . . . .  | —           | —          | —          | —          | —          | 3,91,649  | 3,91,956  | 3,61,296  | 3,86,165  | 2,98,775  |
| Vehicles, excluding locomotives, etc., for Railways—  |             |            |            |            |            |           |           |           |           |           |
| Carriages and carts not mechanically propelled and parts thereof (excluding railway carriages, trucks, etc.)— |             |            |            |            |            |           |           |           |           |           |
| Carriages and carts not mechanically propelled (excluding railway carriages, trucks, etc.)—                   |             |            |            |            |            |           |           |           |           |           |
| Protected . . . . . No.   | 6           | 5          | 5          | —          | —          | 483       | 1,484     | 515       | —         | —         |
| Not protected . . . . .   | 26          | 75         | 6          | 19         | 13         | 17,003    | 52,998    | 4,668     | 6,271     | 15,974    |
| Parts of carriages and carts (excluding rubber tyres)—  |             |            |            |            |            |           |           |           |           |           |
| Protected . . . . . Value   | —           | —          | —          | —          | —          | 2,312     | —         | 564       | —         | 6,394     |
| Not protected . . . . .   | —           | —          | —          | —          | —          | 25,484    | 29,190    | 20,848    | 42,476    | 35,313    |
| Perambulators and children's go-carts . . . . . No.   | 631         | 569        | 859        | 797        | 577        | 15,684    | 13,549    | 12,305    | 9,889     | 8,533     |
| Part of perambulators, etc., and children's go-carts . . . . . Value  | —           | —          | —          | —          | —          | 25,330    | 22,555    | 15,188    | 11,055    | 8,501     |
| Total of Carriages and Carts and parts thereof . . . . .  | —           | —          | —          | —          | —          | 36,273    | 1,19,776  | 33,433    | 69,591    | 74,970    |
| Cycles (other than motor cycles) and parts thereof and accessories—   |             |            |            |            |            |           |           |           |           |           |
| Cycles imported entire or in sections . . . . . No.   | 11,277      | 11,797     | 14,644     | 17,573     | 22,718     | 4,09,553  | 3,73,144  | 4,06,137  | 4,67,361  | 3,06,557  |
| Parts of cycles and accessories (excluding rubber tyres) . . . . . Value                                      | —           | —          | —          | —          | —          | 7,93,362  | 10,39,894 | 11,35,535 | 14,13,497 | 12,04,905 |
| Total of Cycles (other than motor cycles) and parts thereof and accessories . . . . .                         | —           | —          | —          | —          | —          | 12,02,915 | 14,13,038 | 15,41,722 | 18,80,858 | 20,11,462 |
| Mechanically propelled vehicles (excluding railway locomotives and tractors)—                                 |             |            |            |            |            |           |           |           |           |           |
| Aircraft . . . . . No.  | 5           | 9          | 9          | 12         | 30         | 47,274    | 1,26,292  | 1,15,345  | 1,40,163  | 1,72,690  |
| Parts of aircraft . . . . . Value   | —           | —          | —          | —          | —          | 1,84,875  | 2,07,336  | 4,86,123  | 3,00,171  | 4,24,493  |
| Carriages and parts for Railways . . . . .  | —           | —          | —          | —          | —          | 5,41,267  | 1,28,367  | 2,15,909  | 1,68,333  | 1,34,529  |
| Wagons and parts for Railways . . . . .   | —           | —          | —          | —          | —          | 37,301    | 41,327    | 1,02,031  | 18,333    | 2,32,101  |
| Motor cars (including taxicabs) . . . . . No.   | 824         | 642        | 781        | 907        | 833        | 17,34,537 | 14,93,947 | 15,70,941 | 19,56,330 | 16,73,639 |
| Motor cycles (including scooters) . . . . .   | 186         | 117        | 99         | 127        | 150        | 30,511    | 50,708    | 43,703    | 61,376    | 63,665    |
| Motor omnibuses, motor vans and motor lorries—  |             |            |            |            |            |           |           |           |           |           |
| Imported with—  |             |            |            |            |            |           |           |           |           |           |
| Bodies . . . . .  | 14          | —          | 16         | 35         | 18         | 93,075    | —         | 21,313    | 97,229    | 73,029    |
| Chassis . . . . .   | 336         | 209        | 227        | 435        | 343        | 12,53,365 | 4,53,564  | 4,27,723  | 7,64,173  | 6,41,331  |
| Parts of mechanically propelled vehicles and accessories, etc. . . . . Value                                  | —           | —          | —          | —          | —          | 6,72,981  | 5,40,630  | 4,01,591  | 6,85,632  | 4,93,094  |
| Total of Mechanically propelled vehicles, etc. . . . .  | —           | —          | —          | —          | —          | 47,09,236 | 20,42,171 | 23,81,237 | 42,19,290 | 39,13,671 |
| Ships, parts of . . . . .   | —           | —          | —          | —          | —          | 3,92,433  | 1,966     | 1,497     | 860       | 7,000     |
| Total of Vehicles excluding locomotives, etc., for Railways . . . . .   | —           | —          | —          | —          | —          | 33,99,313 | 45,76,051 | 49,31,939 | 61,70,729 | 50,12,103 |

\* Inclusive of imports by postal packets returned to Collectors of Customs for assessment.

No. 12—continued  
IMPORTS—continued

| PRINCIPAL AND OTHER ARTICLES   | QUANTITY |         |         |         |         | VALUE               |                     |                     |                     |                     |
|--|----------|---------|---------|---------|---------|---------------------|---------------------|---------------------|---------------------|---------------------|
|  | 1931-32  | 1932-33 | 1933-34 | 1934-35 | 1935-36 | 1931-32             | 1932-33             | 1933-34             | 1934-35             | 1935-36             |
|  |          |         |         |         |         | R                   | R                   | R                   | R                   | R                   |
| <b>SIND—continued</b>  |          |         |         |         |         |                     |                     |                     |                     |                     |
| <b>KARACHI—continued</b>   |          |         |         |         |         |                     |                     |                     |                     |                     |
| <b>Wood and Timber—</b>  |          |         |         |         |         |                     |                     |                     |                     |                     |
| Deal and pine wood Cubic tons  | 1,465    | 1,357   | 1,604   | 2,151   | 2,429   | 1,19,470            | 95,360              | 1,02,222            | 1,31,370            | 1,29,000            |
| Teak wood . . . . .  | 118      | ..      | ..      | ..      | ..      | 17,380              | ..                  | ..                  | ..                  | ..                  |
| Other kinds of wood and timber . . . . . Value                       | —        | —       | —       | —       | —       | 82,002              | 10,291              | 14,788              | 11,101              | 14,579              |
| Manufactures of wood, other than Furniture and Cabinetware . . . . . | —        | —       | —       | —       | —       | 96,763              | 1,31,132            | 1,24,522            | 1,60,785            | 2,31,229            |
| <b>Total of Wood and Timber . . . . .</b>                            | —        | —       | —       | —       | —       | <b>2,65,624</b>     | <b>2,26,783</b>     | <b>2,41,527</b>     | <b>3,23,256</b>     | <b>3,74,808</b>     |
| Postal articles not specified . . . . .                              | —        | —       | —       | —       | —       | 39,27,326           | 32,92,945           | 25,27,416           | 36,57,674           | 30,54,193           |
| All other articles of merchandise—                                   |          |         |         |         |         |                     |                     |                     |                     |                     |
| Unmanufactured . . . . .   | —        | —       | —       | —       | —       | 1,99,811            | 2,37,251            | 2,85,089            | 3,22,129            | 2,83,814            |
| Manufactured . . . . .   | —        | —       | —       | —       | —       | 4,27,488            | 4,06,665            | 5,11,162            | 5,79,360            | 6,82,393            |
| <b>GRAND TOTAL . . . . .</b>   | —        | —       | —       | —       | —       | <b>15,85,98,186</b> | <b>16,26,86,975</b> | <b>12,96,47,462</b> | <b>15,24,72,157</b> | <b>14,62,25,407</b> |

## GOVERNMENT STORES

| PRINCIPAL AND OTHER ARTICLES  | QUANTITY |         |         |         |         | VALUE            |                  |                  |                  |                 |
|---|----------|---------|---------|---------|---------|------------------|------------------|------------------|------------------|-----------------|
|   | 1931-32  | 1932-33 | 1933-34 | 1934-35 | 1935-36 | 1931-32          | 1932-33          | 1933-34          | 1934-35          | 1935-36         |
|   |          |         |         |         |         | R                | R                | R                | R                | R               |
| <b>Apparel (including Drapery Uniforms, Accoutrements, but excluding Hosiery and Boots and Shoes) . . . . . Value</b> | —        | —       | —       | —       | —       | 3,05,762         | 1,08,876         | 87,230           | 70,062           | 86,917          |
| <b>Arms, Ammunition, and Military Stores—</b>   |          |         |         |         |         |                  |                  |                  |                  |                 |
| Firearms, and parts thereof . . . . .   | —        | —       | —       | —       | —       | 79,462           | 1,06,577         | 35,020           | 2,13,673         | 82,439          |
| Othersorts . . . . .  | —        | —       | —       | —       | —       | 11,45,774        | 23,79,706        | 12,13,462        | 16,44,210        | 5,24,100        |
| <b>Total of Arms, Ammunition, and Military Stores . . . . .</b>   | —        | —       | —       | —       | —       | <b>12,25,226</b> | <b>24,86,283</b> | <b>12,48,482</b> | <b>18,57,883</b> | <b>6,06,539</b> |
| <b>Building and Engineering materials . . . . .</b>   | —        | —       | —       | —       | —       | 175              | ..               | 10,153           | 18,002           | 15,844          |
| <b>Chemicals . . . . .</b>  | —        | —       | —       | —       | —       | 1,48,110         | 88,450           | 1,22,216         | 95,776           | 1,31,327        |
| <b>Drugs, Medicines, and Narcotics—</b>   |          |         |         |         |         |                  |                  |                  |                  |                 |
| Drugs . . . . .   | —        | —       | —       | —       | —       | 5,442            | 1,356            | 598              | 386              | 805             |
| Medicines and Narcotics . . . . .   | —        | —       | —       | —       | —       | 39,209           | 62,923           | 43,674           | 55,780           | 44,187          |
| <b>Total of Drugs, etc. . . . .</b>   | —        | —       | —       | —       | —       | <b>44,651</b>    | <b>64,279</b>    | <b>44,272</b>    | <b>56,166</b>    | <b>44,992</b>   |

GOVERNMENT STORES—continued

| PRINCIPAL AND OTHER ARTICLES   | QUANTITY |         |         |         |         | VALUE     |          |          |          |           |
|--|----------|---------|---------|---------|---------|-----------|----------|----------|----------|-----------|
|  | 1931-32  | 1932-33 | 1933-34 | 1934-35 | 1935-36 | 1931-32   | 1932-33  | 1933-34  | 1934-35  | 1935-36   |
| <b>HIND—continued</b>  |          |         |         |         |         | R         | R        | R        | R        | R         |
| <b>KARACHI—continued</b>   |          |         |         |         |         |           |          |          |          |           |
| Earthenware and Porcelain—   |          |         |         |         |         |           |          |          |          |           |
| Earthenware including pipes . . . . . Value  | —        | —       | —       | —       | —       | 3,768     | ..       | 761      | 1,170    | 1,841     |
| Porcelain—   |          |         |         |         |         |           |          |          |          |           |
| Electrical . . . . . "   | —        | —       | —       | —       | —       | ..        | ..       | ..       | ..       | 80        |
| Other kinds . . . . . "  | —        | —       | —       | —       | —       | 7,559     | 6,845    | 1,650    | 1,780    | 3,368     |
| Total of Earthenware and Porcelain . . . . . "                                       | —        | —       | —       | —       | —       | 11,347    | 6,845    | 2,411    | 2,950    | 3,779     |
| Glass and Glassware . . . . . "  | —        | —       | —       | —       | —       | 38,548    | 37,137   | 25,276   | 15,905   | 27,534    |
| Hardware and Cutlery (including Agricultural implements and Plated-ware) . . . . . " | —        | —       | —       | —       | —       | 5,74,483  | 2,29,899 | 1,81,528 | 3,06,807 | 2,45,933  |
| Instruments, Apparatus, and Appliances, and parts thereof—                           |          |         |         |         |         |           |          |          |          |           |
| Musical . . . . . "  | —        | —       | —       | —       | —       | 5,684     | 1,440    | 2,233    | 5,518    | 7,453     |
| Photographic . . . . . "   | —        | —       | —       | —       | —       | 1,20,837  | 57,221   | 12,407   | 12,940   | 9,516     |
| Other kinds . . . . . "  | —        | —       | —       | —       | —       | 10,63,918 | 6,57,049 | 4,17,368 | 4,82,544 | 5,45,753  |
| Total of Instruments, Apparatus, and Appliances, etc. . . . . "                      | —        | —       | —       | —       | —       | 11,89,939 | 7,15,710 | 4,32,008 | 5,01,002 | 5,62,722  |
| Leather—   |          |         |         |         |         |           |          |          |          |           |
| Unwrought . . . . . Cwts.  | 6        | 14      | 4       | 4       | ..      | 3,632     | 6,676    | 900      | 3,624    | ..        |
| Manufactures Other sorts Value   | —        | —       | —       | —       | —       | 738       | 697      | 4,306    | 5,727    | 9,685     |
| Total of Leather . . . . . "   | —        | —       | —       | —       | —       | 4,370     | 7,349    | 5,206    | 9,351    | 9,685     |
| Machinery and Millwork—  |          |         |         |         |         |           |          |          |          |           |
| Locomotive Engine and parts for Railways . . . . . "                                 | —        | —       | —       | —       | —       | 40,56,721 | 4,49,268 | 6,90,640 | 6,53,582 | 17,38,203 |
| Other sorts of machinery . . . . . "   | —        | —       | —       | —       | —       | 9,37,399  | 3,08,691 | 1,35,996 | 2,58,881 | 5,93,663  |
| Total of Machinery and Millwork . . . . . "  | —        | —       | —       | —       | —       | 49,94,120 | 7,57,954 | 8,26,636 | 9,12,420 | 23,31,866 |
| Metals and Ores—   |          |         |         |         |         |           |          |          |          |           |
| Brass, bronze, and similar alloys and manufactures thereof—                          |          |         |         |         |         |           |          |          |          |           |
| Wrought . . . . . Cwts.  | 13       | 94      | 863     | 669     | 507     | 4,386     | 4,376    | 29,079   | 13,223   | 13,687    |
| Copper—  |          |         |         |         |         |           |          |          |          |           |
| Unwrought . . . . . "  | 3        | ..      | ..      | ..      | 18      | 246       | ..       | ..       | ..       | 1,681     |
| Wrought . . . . . "  | 12       | 152     | 1,413   | 913     | 988     | 1,591     | 6,520    | 36,430   | 33,470   | 40,813    |
| Total of copper . . . . . "  | 15       | 152     | 1,413   | 913     | 986     | 1,637     | 6,520    | 36,430   | 33,470   | 42,444    |
| Iron—  |          |         |         |         |         |           |          |          |          |           |
| Manufactures—  |          |         |         |         |         |           |          |          |          |           |
| Bars and channels—   |          |         |         |         |         |           |          |          |          |           |
| Protected . . . . . "  | ..       | ..      | ..      | 1       | 2       | ..        | ..       | ..       | 120      | 1,015     |
| Not protected . . . . . "  | ..       | ..      | ..      | ..      | ..      | 9         | ..       | ..       | 31       | ..        |
| Total of Iron Manufactures . . . . . "   | ..       | ..      | ..      | 1       | 2       | 9         | ..       | ..       | 151      | 1,015     |
| Total of Iron . . . . . "  | ..       | ..      | ..      | 1       | 2       | 9         | ..       | ..       | 151      | 1,015     |

No. 12—continued  
IMPORTS—continued

## GOVERNMENT STORES—continued

| PRINCIPAL AND OTHER ARTICLES   | QUANTITY     |            |            |              |              | VALUE            |                 |                 |                 |                 |
|--|--------------|------------|------------|--------------|--------------|------------------|-----------------|-----------------|-----------------|-----------------|
|  | 1931-32      | 1932-33    | 1933-34    | 1934-35      | 1935-36      | 1931-32          | 1932-33         | 1933-34         | 1934-35         | 1935-36         |
| <b>BIND—continued</b><br><b>KARACHI—continued</b><br><b>Metals and Ores—continued</b><br><b>Steel—</b> |              |            |            |              |              | R                | R               | R               | R               | R               |
| <b>Bars and Channels—</b>  |              |            |            |              |              |                  |                 |                 |                 |                 |
| Protected . . . Tons   | 1,250        | 245        | 245        | 118          | 971          | 1,31,054         | 23,095          | 23,025          | 14,447          | 1,20,812        |
| Not protected . . . "  | 86           | 10         | 131        | 45           | ..           | 4,329            | 1,598           | 17,955          | 6,728           | ..              |
| Cast . . . . . "   | ..           | ..         | ..         | ..           | ..           | 488              | ..              | ..              | ..              | ..              |
| <b>Total of Steel . . . . . "</b>  | <b>1,286</b> | <b>255</b> | <b>376</b> | <b>153</b>   | <b>971</b>   | <b>1,35,871</b>  | <b>24,693</b>   | <b>40,980</b>   | <b>21,175</b>   | <b>1,20,812</b> |
| <b>Iron or Steel—</b>  |              |            |            |              |              |                  |                 |                 |                 |                 |
| <b>Nails, screws, rivets and washers—</b>  |              |            |            |              |              |                  |                 |                 |                 |                 |
| Protected . . . . . "  | 10           | 17         | 87         | 33           | 194          | 8,935            | 4,098           | 16,765          | 9,080           | 28,252          |
| Not protected . . . . . "  |              | 13         | 22         | 28           | 69           |                  | 7,041           | 8,756           | 23,338          | 25,818          |
| <b>Sheets and plates, including galvanized and tinned plates—</b>                                      |              |            |            |              |              |                  |                 |                 |                 |                 |
| Protected . . . . . "  | 7            | 47         | 159        | 488          | 389          | 4,147            | 6,907           | 23,940          | 63,128          | 62,783          |
| Not protected . . . . . "  | 25           | 15         | ..         | 16           | ..           | 4,774            | 2,559           | 110             | 2,721           | ..              |
| <b>Wire—</b>   |              |            |            |              |              |                  |                 |                 |                 |                 |
| Protected* . . . . . "   | 16           | 52         | 24         | 22           | 56           | 8,795            | 6,528           | 6,119           | 6,328           | 8,436           |
| Not protected* . . . . . "   |              | ..         | 2          | 47           | 41           |                  | ..              | 565             | 13,157          | 9,829           |
| <b>Other manufactures of iron or steel—</b>  |              |            |            |              |              |                  |                 |                 |                 |                 |
| Protected . . . . . "  | 641          | 231        | 114        | 114          | 470          | 1,03,630         | 44,670          | 23,682          | 37,837          | 33,865          |
| Not protected . . . . . "  | 1,309        | 18         | 45         | 105          | 342          | 7,71,252         | 15,857          | 23,338          | 23,334          | 1,07,427        |
| <b>Total of iron or steel—</b>   |              |            |            |              |              |                  |                 |                 |                 |                 |
| Protected . . . . . "  | 650          | 347        | 394        | 607          | 1,109        | 1,10,470         | 64,198          | 75,566          | 1,21,903        | 1,93,336        |
| Not protected . . . . . "  | 1,948        | 46         | 69         | 196          | 452          | 7,01,113         | 25,457          | 33,269          | 62,609          | 1,43,068        |
| <b>Total of iron or steel . . . . . "</b>  | <b>2,598</b> | <b>393</b> | <b>463</b> | <b>803</b>   | <b>1,561</b> | <b>9,01,583</b>  | <b>89,655</b>   | <b>1,08,775</b> | <b>1,84,503</b> | <b>3,41,404</b> |
| <b>Metals and ores unenumerated . . . . . Cwts.</b>  | <b>89</b>    | <b>236</b> | <b>222</b> | <b>1,080</b> | <b>2,189</b> | <b>5,553</b>     | <b>20,749</b>   | <b>7,260</b>    | <b>20,697</b>   | <b>33,856</b>   |
| <b>Total of Metals and Ores . Tons</b>   | <b>3,399</b> | <b>622</b> | <b>684</b> | <b>1,095</b> | <b>2,710</b> | <b>10,49,239</b> | <b>1,50,993</b> | <b>2,23,474</b> | <b>2,33,224</b> | <b>5,52,418</b> |
| <b>Paper and Pasteboard—</b>   |              |            |            |              |              |                  |                 |                 |                 |                 |
| <b>Paper—</b>  |              |            |            |              |              |                  |                 |                 |                 |                 |
| <b>Printing paper—</b>   |              |            |            |              |              |                  |                 |                 |                 |                 |
| Protected . . . . . Cwts.  | 68           | 565        | 36         | 64           | 47           | 3,436            | 33,618          | 1,938           | 2,718           | 2,640           |
| <b>Writing paper and envelopes—</b>  |              |            |            |              |              |                  |                 |                 |                 |                 |
| Protected . . . . . Cwts.  | 7            | 223        | ..         | 35           | 5            | 745              | 9,580           | ..              | 4,945           | 641             |
| <b>Other kinds of paper . . . . . "</b>  | <b>1,740</b> | <b>148</b> | <b>108</b> | <b>336</b>   | <b>375</b>   | <b>33,136</b>    | <b>15,129</b>   | <b>7,837</b>    | <b>22,741</b>   | <b>13,720</b>   |
| <b>Pasteboard, millboard and cardboard of all kinds . . . . . "</b>                                    | <b>..</b>    | <b>11</b>  | <b>175</b> | <b>269</b>   | <b>63</b>    | <b>8</b>         | <b>716</b>      | <b>13,070</b>   | <b>10,117</b>   | <b>1,993</b>    |
| <b>Total of Paper and Pasteboard . . . . . "</b>   | <b>1,815</b> | <b>950</b> | <b>319</b> | <b>704</b>   | <b>490</b>   | <b>43,325</b>    | <b>64,043</b>   | <b>22,945</b>   | <b>40,516</b>   | <b>23,994</b>   |
| <b>Printing and lithographing materials (excluding paper) . . . . . Value</b>                          | <b>—</b>     | <b>—</b>   | <b>—</b>   | <b>—</b>     | <b>—</b>     | <b>22,678</b>    | <b>9,672</b>    | <b>11,643</b>   | <b>10,754</b>   | <b>23,177</b>   |
| <b>Stationery (excluding paper) . . . . . Cwts.</b>  | <b>..</b>    | <b>..</b>  | <b>2</b>   | <b>5</b>     | <b>..</b>    | <b>—</b>         | <b>179</b>      | <b>351</b>      | <b>1,652</b>    | <b>1,392</b>    |
| Protected . . . . . "  | ..           | ..         | ..         | ..           | ..           | 9,416            | 5,689           | 2,458           | 1,351           | 1,351           |
| Not protected . . . . . Value  | ..           | ..         | ..         | ..           | ..           | ..               | ..              | ..              | ..              | ..              |
| <b>Total of Stationery . . . . . "</b>   | <b>..</b>    | <b>..</b>  | <b>..</b>  | <b>..</b>    | <b>..</b>    | <b>9,416</b>     | <b>5,868</b>    | <b>2,804</b>    | <b>3,008</b>    | <b>3,743</b>    |

GOVERNMENT STORES—concluded

| PRINCIPAL AND OTHER ARTICLES  | QUANTITY |         |         |         |         | VALUE       |             |           |             |           |
|---|----------|---------|---------|---------|---------|-------------|-------------|-----------|-------------|-----------|
|   | 1931-32  | 1932-33 | 1933-34 | 1934-35 | 1935-36 | 1931-32     | 1932-33     | 1933-34   | 1934-35     | 1935-36   |
| <b>SIIND—continued</b>  |          |         |         |         |         | Rs          | Rs          | Rs        | Rs          | Rs        |
| <b>KARACHI—continued</b>  |          |         |         |         |         |             |             |           |             |           |
| <b>Textiles—</b>  |          |         |         |         |         |             |             |           |             |           |
| <b>Cotton—</b>  |          |         |         |         |         |             |             |           |             |           |
| <b>Manufactures—</b>  |          |         |         |         |         |             |             |           |             |           |
| Piece-goods . . . Yds.  | 9,641    | 866     | 20      | 15,205  | 268     | 9,129       | 224         | 48        | 11,857      | 91        |
| Other sorts of manufactures (including Handkerchiefs and Shawls in the piece) - Value | —        | —       | —       | —       | —       | 15,818      | 6,474       | 5,660     | 10,851      | 9,020     |
| <b>Total of Cotton manufactures</b>   | —        | —       | —       | —       | —       | 24,442      | 6,698       | 6,014     | 22,408      | 9,111     |
| <b>Flax—</b>  |          |         |         |         |         |             |             |           |             |           |
| <b>Manufactures—</b>  |          |         |         |         |         |             |             |           |             |           |
| Canvas . . . Yds.   | 4,763    | 1,216   | ..      | ..      | 100     | 4,305       | 1,114       | ..        | ..          | 185       |
| Other sorts (including bags and sacks) Value  | —        | —       | —       | —       | —       | 37,499      | 15,696      | 26,839    | 14,109      | 9,906     |
| <b>Total of Flax manufactures</b>   | —        | —       | —       | —       | —       | 41,804      | 16,810      | 26,839    | 14,109      | 10,041    |
| <b>Wool—</b>  |          |         |         |         |         |             |             |           |             |           |
| <b>Manufactures—</b>  |          |         |         |         |         |             |             |           |             |           |
| Piece-goods . . . Yds.  | 53,868   | 646     | 59,295  | 149,934 | 213,383 | 1,07,640    | 4,577       | 1,16,700  | 2,01,646    | 1,12,941  |
| Other sorts . . . Lbs.  | 244      | 48      | 4,790   | 15,145  | 2,847   | 666         | 137         | 12,046    | 19,978      | 4,545     |
| <b>Total of Wool</b> Value  | —        | —       | —       | —       | —       | 1,08,306    | 4,714       | 1,28,746  | 2,21,624    | 1,17,486  |
| <b>Total of Textiles</b>  | —        | —       | —       | —       | —       | 1,74,672    | 28,222      | 1,61,099  | 2,58,085    | 1,36,645  |
| <b>Vehicles excluding locomotives, etc.—</b>  |          |         |         |         |         |             |             |           |             |           |
| Carriages and parts thereof for railways  | —        | —       | —       | —       | —       | 1,22,157    | 2,24,605    | 1,13,886  | 2,43,325    | 5,66,371  |
| Wagons and parts thereof for railways   | —        | —       | —       | —       | —       | 91,472      | 1,591       | 82,544    | 1,20,870    | 76,561    |
| Carriages and carts (excluding railway carriages) and parts thereof—                  |          |         |         |         |         |             |             |           |             |           |
| Protected   | —        | —       | —       | —       | —       | ..          | ..          | 1,82,114  | ..          | ..        |
| Not protected   | —        | —       | —       | —       | —       | 4,928       | 61,191      | ..        | 182         | 24,746    |
| Other kinds   | —        | —       | —       | —       | —       | 88,78,048   | 58,58,985   | 28,45,305 | 27,82,845   | 18,48,122 |
| <b>Total of Vehicles, etc.</b>  | —        | —       | —       | —       | —       | 90,97,605   | 61,41,322   | 81,24,859 | 81,53,222   | 26,80,308 |
| <b>All other Articles—</b>  |          |         |         |         |         |             |             |           |             |           |
| Unmanufactured  | —        | —       | —       | —       | —       | 22,94,451   | 22,48,050   | 10,13,065 | 24,16,480   | 15,14,727 |
| Manufactured  | —        | —       | —       | —       | —       | 5,97,625    | 4,74,847    | 3,77,818  | 3,59,008    | 3,64,589  |
| <b>GRAND TOTAL OF GOVERNMENT STORES</b>   | —        | —       | —       | —       | —       | 2,18,60,587 | 1,36,26,493 | 78,91,495 | 1,01,65,056 | 98,17,229 |

ABSTRACT (IMPORTS OF MERCHANDISE)

| ARTICLES                                      | QUANTITY |         |         |         |         | VALUE        |              |              |              |              |
|---|----------|---------|---------|---------|---------|--------------|--------------|--------------|--------------|--------------|
|   | 1931-32  | 1932-33 | 1933-34 | 1934-35 | 1935-36 | 1931-32      | 1932-33      | 1933-34      | 1934-35      | 1935-36      |
| <b>LI non</b> . . . . . Value                 | —        | —       | —       | —       | —       | Rs           | Rs           | Rs           | Rs           | Rs           |
| Metals and Ores                               | —        | —       | —       | —       | —       | 88,11,707    | 88,49,836    | 42,63,263    | 42,25,765    | 46,19,134    |
| Textiles—                                     |          |         |         |         |         |              |              |              |              |              |
| Cotton manufactures, including Twist and Yarn | —        | —       | —       | —       | —       | 4,72,28,408  | 3,43,12,890  | 3,09,03,255  | 4,25,89,651  | 3,83,19,984  |
| Other Articles except Salt                    | —        | —       | —       | —       | —       | 10,27,49,828 | 9,46,81,086  | 8,57,83,948  | 9,25,31,381  | 9,04,79,345  |
| <b>TOTAL</b>                                  | —        | —       | —       | —       | —       | 15,86,80,905 | 16,26,24,049 | 12,90,81,543 | 15,94,87,011 | 14,63,02,910 |
| <b>Salt</b>                                   | —        | —       | —       | —       | —       | 17,261       | 12,927       | 15,920       | 15,570       | 16,628       |
| <b>GRAND TOTAL</b>                            | —        | —       | —       | —       | —       | 15,86,98,166 | 16,26,36,976 | 12,96,47,463 | 15,94,79,187 | 14,63,25,407 |

No. 12—continued  
EXPORTS

## INDIAN MERCHANDISE

| PRINCIPAL AND OTHER ARTICLES  | QUANTITY |         |         |         |         | VALUE     |           |           |           |           |
|---|----------|---------|---------|---------|---------|-----------|-----------|-----------|-----------|-----------|
|   | 1931-32  | 1932-33 | 1933-34 | 1934-35 | 1935-36 | 1931-32   | 1932-33   | 1933-34   | 1934-35   | 1935-36   |
| SIND—continued<br>KARACHI—continued   |          |         |         |         |         |           |           |           |           |           |
| Animals, living . . . No.   | 13,975   | 25,046  | 29,547  | 35,980  | 59,539  | 10,470    | 10,871    | 5,418     | 19,417    | 4,787     |
| Apparel (including drapery, uniforms, accoutrements, but excluding hosiery and boots and shoes) . . . Value | —        | —       | —       | —       | —       | 13,959    | 36,089    | 39,295    | 81,154    | 65,640    |
| Bones for manufacturing purposes . . . Tons   | 11,129   | 16,379  | 11,133  | 12,951  | 16,489  | 11,12,609 | 15,09,108 | 7,53,656  | 8,10,849  | 10,58,333 |
| Building, and Engineering materials, other than of iron, steel, or wood . . . Value                         | —        | —       | —       | —       | —       | 5,476     | 4,517     | 4,681     | 6,643     | 2,600     |
| Chemicals and Chemical preparations (excluding chemical manures and medicines)—<br>Saltpetre . . . Cwts.    | 15,493   | 41,322  | 52,400  | 41,144  | 46,420  | 1,19,832  | 3,03,706  | 4,38,800  | 3,17,900  | 3,71,500  |
| Other sorts of chemicals Value  | —        | —       | —       | —       | —       | 77,414    | 74,706    | 66,075    | 58,296    | 65,356    |
| Total of Chemicals, etc. "  | —        | —       | —       | —       | —       | 1,97,246  | 3,78,412  | 5,04,875  | 3,76,196  | 4,36,856  |
| Coal and Coke—<br>Coal . . . Tons   | 78       | 306     | 232     | 269     | 524     | 2,442     | 8,076     | 5,870     | 6,376     | 11,068    |
| Coke . . . "  | 4        | 5       | 28      | 104     | 45      | 109       | 115       | 450       | 2,080     | 1,545     |
| Coffee . . . Cwts.  | 17       | ..      | ..      | ..      | ..      | 865       | ..        | ..        | ..        | ..        |
| Drugs and medicines . . . Value   | —        | —       | —       | —       | —       | 1,85,545  | 76,001    | 1,41,108  | 1,09,554  | 1,18,317  |
| Dyeing and Tanning substances . . . Cwts.   | 594      | 508     | 645     | 498     | 590     | 6,476     | 5,588     | 7,281     | 5,831     | 7,119     |
| Fish (excluding canned fish)—<br>Fish, dry, unsalted . . . "  | 4,177    | 1,785   | 1,891   | 1,652   | 885     | 1,03,813  | 77,432    | 55,710    | 56,330    | 27,372    |
| Fish, dry, salted . . . "   | 26,074   | 29,252  | 39,742  | 32,158  | 32,561  | 7,45,090  | 7,41,457  | 8,40,100  | 7,93,014  | 8,17,368  |
| Fishmaws and shark-fins . . . "   | 2,294    | 1,764   | 1,738   | 1,516   | 1,201   | 2,02,466  | 2,41,606  | 1,89,425  | 1,95,190  | 1,42,875  |
| Total of Fish, etc. . . "   | 32,545   | 32,801  | 36,316  | 35,326  | 34,648  | 12,05,374 | 10,60,495 | 10,85,235 | 10,44,534 | 9,87,616  |
| Fodder, Bran, and Pollards (excluding oil-cake)—<br>Other sorts of Bran and pollards . . . Tons             | 2,649    | 3,042   | 2,585   | 6,236   | 2,027   | 1,61,131  | 2,04,144  | 1,72,278  | 4,86,999  | 1,35,056  |
| Other sorts of fodder . . . "   | ..       | 1       | 1       | 3       | ..      | 14        | 53        | 30        | 72        | ..        |
| Total of Fodder, Bran, etc. . . "   | 2,649    | 3,043   | 2,586   | 6,231   | 2,027   | 1,61,145  | 2,04,197  | 1,72,308  | 4,87,071  | 1,35,056  |
| Fruits and Vegetables—<br>Fresh fruits and vegetables—<br>Fresh fruits] . . . Value                         | —        | —       | —       | —       | —       | 1,785     | 1,525     | 4,104     | 5,069     | 4,508     |
| Fresh vegetables—<br>Onions . . . Cwts.   | 1,303    | 2,670   | 621     | 2,927   | 2,066   | 5,122     | 8,595     | 2,161     | 9,963     | 6,023     |
| Other sorts . . . Value   | —        | —       | —       | —       | —       | 90,399    | 1,52,547  | 1,00,824  | 65,806    | 16,037    |
| Total of Fresh Fruits and Vegetables "  | —        | —       | —       | —       | —       | 97,306    | 1,62,667  | 1,07,089  | 80,838    | 26,708    |
| Fruits and Vegetables: dried, salted, or preserved, all sorts . . . Tons                                    | 35       | ..      | 508     | 634     | 1,226   | 4,905     | 7,074     | 1,92,726  | 2,62,314  | 10,21,849 |
| Total of Fruits and Vegetables . . . Value  | —        | —       | —       | —       | —       | 1,02,802  | 1,69,741  | 2,99,815  | 3,48,152  | 10,49,557 |
| Grain, Pulse, and Flour—<br>Barley . . . Tons   | 29,740   | 16,578  | 116     | 14,076  | 3,494   | 15,11,991 | 10,53,808 | 7,569     | 9,21,232  | 2,10,445  |
| Jowar and bajra . . . "   | 2,459    | 2,854   | 139     | 775     | 404     | 1,50,843  | 2,05,530  | 9,729     | 51,891    | 28,914    |
| Maize . . . "   | 11       | 5       | 8       | 10      | 6       | 737       | 548       | 740       | 762       | 573       |
| Pulse—<br>Gram . . . "  | 11,031   | 25,438  | 25,008  | 19,951  | 2,502   | 9,75,184  | 23,01,772 | 20,46,958 | 15,95,385 | 1,93,317  |
| Lentils . . . "   | 19       | 16      | 328     | 2,230   | 481     | 1,949     | 2,414     | 49,659    | 2,36,719  | 51,672    |
| Other sorts . . . "   | 6,425    | 10,325  | 7,826   | 12,315  | 9,082   | 5,46,073  | 10,95,112 | 7,32,615  | 10,79,000 | 8,02,205  |
| Paddy (rice in the husk) . . . "  | ..       | ..      | ..      | ..      | 3       | ..        | ..        | ..        | 17        | 850       |
| Rice, not in the husk—<br>Boiled rice . . . "   | 36,475   | 27,248  | 16,797  | 23,329  | 23,416  | 50,06,321 | 38,08,491 | 20,19,427 | 23,82,297 | 25,55,500 |
| Cleaned rice . . . "  | 1,209    | 665     | 643     | 826     | 656     | 1,88,463  | 1,02,296  | 93,200    | 1,13,000  | 88,848    |



TRADE AT CHIEF PORT  
KARACHI

( 144 )

No. 12—continued  
EXPORTS—continued

INDIAN MERCHANDISE—continued

| PRINCIPAL AND OTHER ARTICLES                     | QUANTITY  |           |           |           |           | VALUE       |           |           |           |           |
|--|-----------|-----------|-----------|-----------|-----------|-------------|-----------|-----------|-----------|-----------|
|  | 1931-32   | 1932-33   | 1933-34   | 1934-35   | 1935-36   | 1931-32     | 1932-33   | 1933-34   | 1934-35   | 1935-36   |
|  |           |           |           |           |           | R           | R         | R         | R         | R         |
| <b>SIND—continued</b>                            |           |           |           |           |           |             |           |           |           |           |
| <b>KARACHI—continued</b>                         |           |           |           |           |           |             |           |           |           |           |
| <b>Grain, Pulse and Flour—continued</b>          |           |           |           |           |           |             |           |           |           |           |
| <b>Rice, not in the husk—continued</b>           |           |           |           |           |           |             |           |           |           |           |
| Broken cleaned rice . . . . . Tons               | 164       | 426       | 110       | 92        | 120       | 14,250      | 41,143    | 9,426     | 7,031     | 10,238    |
| Wheat . . . . . "                                | 18,664    | 645       | 739       | 9,510     | 7,833     | 11,79,298   | 59,638    | 67,599    | 7,95,000  | 6,70,862  |
| " flour . . . . . "                              | 24,858    | 13,369    | 6,180     | 5,809     | 8,563     | 25,64,836   | 14,13,812 | 6,40,445  | 5,85,321  | 9,06,734  |
| Other sorts . . . . . "                          | 276       | 383       | 323       | 359       | 282       | 29,820      | 89,721    | 83,212    | 33,919    | 30,978    |
| Total of Grain, Pulse, and Flour . . . . . "     | 128,336   | 97,940    | 53,215    | 86,330    | 59,847    | 1,22,67,316 | 99,36,280 | 57,01,579 | 78,03,788 | 55,54,446 |
| <b>Gums and Resins—</b>                          |           |           |           |           |           |             |           |           |           |           |
| Resin . . . . . Cwts.                            | 2,970     | 14,033    | 6,026     | 5,992     | 545       | 83,375      | 1,58,435  | 74,425    | 67,233    | 6,026     |
| Other sorts . . . . . "                          | 180       | 90        | 856       | 189       | 519       | 7,275       | 3,892     | 10,901    | 6,350     | 23,220    |
| Total of Gums and Resins . . . . . "             | 3,150     | 14,173    | 6,982     | 6,181     | 1,064     | 40,650      | 1,62,327  | 85,326    | 73,583    | 29,246    |
| <b>Hides and Skins, raw—</b>                     |           |           |           |           |           |             |           |           |           |           |
| <b>Alids, raw—</b>                               |           |           |           |           |           |             |           |           |           |           |
| Buffalo hides . . . . . Tons                     | 124       | 196       | 523       | 391       | 227       | 67,472      | 89,451    | 2,40,570  | 1,62,498  | 1,04,104  |
| " =No.   | 15,360    | 31,015    | 64,662    | 41,640    | 28,918    |             |           |           |           |           |
| Cow hides . . . . . Tons                         | 1,164     | 689       | 1,404     | 1,359     | 1,793     | 8,59,909    | 4,27,182  | 9,54,937  | 8,75,997  | 11,29,311 |
| " =No.   | 251,784   | 150,718   | 305,493   | 309,378   | 403,521   |             |           |           |           |           |
| <b>Oair skins—</b>                               |           |           |           |           |           |             |           |           |           |           |
| Buffalo Calf skins . . . . . Tons                | 133       | 140       | 243       | 294       | 250       | 73,106      | 57,302    | 1,06,056  | 1,33,647  | 1,33,911  |
| " =No.   | 63,571    | 67,605    | 105,711   | 132,986   | 117,116   |             |           |           |           |           |
| Cow Calf skins . . . . . Tons                    | 198       | 199       | 199       | 159       | 226       | 1,46,994    | 1,32,429  | 1,26,138  | 77,011    | 1,64,011  |
| " =No.   | 81,541    | 81,546    | 98,301    | 91,341    | 100,211   |             |           |           |           |           |
| Other hides . . . . . Tons                       | 9         | 8         | 11        | ..        | ..        | 1,578       | 469       | 1,610     | ..        | ..        |
| " =No.   | 893       | 250       | 927       | ..        | ..        |             |           |           |           |           |
| Total of Hides, raw . . . . . Tons               | 1,628     | 1,224     | 2,382     | 2,203     | 2,496     | 11,54,059   | 7,06,833  | 14,29,311 | 12,49,153 | 15,31,331 |
| " =No.   | 413,119   | 331,134   | 565,594   | 575,345   | 649,766   |             |           |           |           |           |
| <b>Skins, raw—</b>                               |           |           |           |           |           |             |           |           |           |           |
| Goat skins . . . . . Tons                        | 4,297     | 3,401     | 4,301     | 3,042     | 4,972     | 50,84,764   | 31,11,664 | 46,27,099 | 24,92,318 | 46,13,356 |
| " =No.   | 4,407,336 | 3,388,374 | 4,839,325 | 3,030,502 | 4,380,636 |             |           |           |           |           |
| Sheep skins . . . . . Tons                       | 438       | 524       | 947       | 891       | 627       | 3,06,924    | 3,95,388  | 7,32,524  | 7,03,556  | 7,04,061  |
| " =No.   | 689,352   | 819,360   | 1,487,372 | 1,390,946 | 1,025,705 |             |           |           |           |           |
| Other skins . . . . . Tons                       | 6         | 6         | 12        | 9         | 5         | 35,609      | 25,677    | 78,020    | 65,197    | 29,970    |
| " =No.   | 27,635    | 18,513    | 49,164    | 66,976    | 28,347    |             |           |           |           |           |
| Total of Skins, raw . . . . . Tons               | 4,741     | 3,931     | 5,760     | 3,942     | 5,604     | 55,17,297   | 35,32,729 | 54,37,643 | 32,61,571 | 53,45,231 |
| " =No.   | 5,124,323 | 4,227,252 | 6,406,361 | 4,483,424 | 5,929,738 |             |           |           |           |           |
| Cuttings of hides and skins, raw . . . . . Tons  | 22        | ..        | ..        | 53        | ..        | 4,860       | ..        | ..        | 4,170     | 45        |
| Total of Hides and Skins, raw . . . . . Tons     | 6,391     | 5,155     | 8,142     | 6,193     | 8,100     | 66,76,316   | 42,39,562 | 68,66,954 | 45,14,894 | 68,77,169 |
| " =No.   | 5,537,442 | 4,558,386 | 6,971,955 | 5,063,769 | 6,579,504 |             |           |           |           |           |
| Kapok . . . . . Cwts.                            | 5,662     | 2,156     | 2,010     | 2,223     | 1,877     | 1,23,636    | 47,718    | 43,495    | 47,587    | 43,940    |
| <b>Lac—</b>                                      |           |           |           |           |           |             |           |           |           |           |
| Seed . . . . . "                                 | 289       | 89        | ..        | 100       | 21        | 4,900       | 3,428     | ..        | 9,800     | 590       |
| Other kinds (excluding lac dye) . . . . . "      | 105       | 75        | 21        | ..        | ..        | 3,275       | 1,350     | 1,300     | ..        | ..        |
| Total of Lac . . . . . "                         | 374       | 164       | 21        | 100       | 21        | 8,175       | 4,778     | 1,300     | 9,800     | 590       |
| <b>Leather—</b>                                  |           |           |           |           |           |             |           |           |           |           |
| <b>Hides, tanned or dressed—</b>                 |           |           |           |           |           |             |           |           |           |           |
| Buffalo hides . . . . . Tons                     | 1         | 2         | ..        | ..        | ..        | 950         | 4,519     | 54        | 180       | 100       |
| " =No.   | 95        | 630       | 13        | 32        | 7         |             |           |           |           |           |
| Cow hides . . . . . Tons                         | 8         | 17        | 37        | 24        | 26        | 15,518      | 87,199    | 77,286    | 43,761    | 41,748    |
| " =No.   | 2,199     | 4,971     | 10,402    | 7,115     | 6,919     |             |           |           |           |           |
| Buffalo calf skins . . . . . Tons                | 1         | 3         | ..        | ..        | ..        | 1,800       | 3,407     | 994       | ..        | ..        |
| " =No.   | 650       | 1,736     | 470       | ..        | ..        |             |           |           |           |           |
| Cow calf skins . . . . . Tons                    | 2         | 4         | 4         | ..        | 1         | 4,302       | 7,159     | 7,386     | 1,054     | 3,935     |
| " =No.   | 2,766     | 4,057     | 2,697     | 658       | 1,481     |             |           |           |           |           |
| Total of Hides, tanned or dressed . . . . . Tons | 12        | 26        | 41        | 24        | 27        | 23,070      | 52,234    | 85,720    | 49,995    | 45,733    |
| " =No.   | 5,700     | 11,394    | 13,532    | 7,305     | 8,407     |             |           |           |           |           |
| <b>Skins, tanned or dressed—</b>                 |           |           |           |           |           |             |           |           |           |           |
| Goat skins . . . . . Tons                        | 9         | 4         | 8         | 35        | 26        | 29,373      | 11,170    | 21,422    | 89,390    | 71,331    |
| " =No.   | 23,576    | 13,436    | 428,220   | 79,949    | 69,518    |             |           |           |           |           |

No. 12—continued  
EXPORTS—continued

## INDIAN MERCHANDISE—continued

| PRINCIPAL AND OTHER ARTICLES   | QUANTITY |         |         |         |         | VALUE    |          |          |          |          |
|--|----------|---------|---------|---------|---------|----------|----------|----------|----------|----------|
|  | 1931-32  | 1932-33 | 1933-34 | 1934-35 | 1935-36 | 1931-32  | 1932-33  | 1933-34  | 1934-35  | 1935-36  |
| <b>SIND—continued</b>  |          |         |         |         |         | R        | R        | R        | R        | R        |
| <b>KARACHI—continued</b>   |          |         |         |         |         |          |          |          |          |          |
| <b>Leather—continued</b>   |          |         |         |         |         |          |          |          |          |          |
| <b>Skins, tanned or dressed—contd.</b>   |          |         |         |         |         |          |          |          |          |          |
| Sheep skins . . . { Tons 62 19 60 60 16<br>=No. =174,297 =60,023 =131,063 =147,897 =52,841                                     |          |         |         |         |         | 2,27,391 | 46,635   | 1,20,609 | 1,33,207 | 17,888   |
| Other skins . . . { Tons 8 8 5 1 2<br>=No. =159,608 =104,883 =103,337 =7,494 =48,631   |          |         |         |         |         | 1,49,352 | 89,726   | 50,317   | 15,153   | 13,085   |
| Total of Skins, tanned or dressed . . . { TONS 70 31 73 66 48<br>=No. =354,481 =173,902 =234,400 =255,340 =165,990             |          |         |         |         |         | 4,06,116 | 1,47,531 | 1,92,848 | 2,37,760 | 1,31,804 |
| Other sorts . . . Value  | —        | —       | —       | —       | —       | 8,706    | 18,262   | 19,822   | 2,400    | 755      |
| Total of Leather . . .   | —        | —       | —       | —       | —       | 4,37,822 | 2,18,077 | 2,98,390 | 2,80,145 | 1,78,242 |
| <b>Manures—</b>  |          |         |         |         |         |          |          |          |          |          |
| Bone meal . . . Tons   | 11,060   | 6,495   | 4,267   | 6,933   | 7,510   | 4,70,857 | 3,37,287 | 2,41,606 | 3,30,915 | 3,23,379 |
| Fish manure . . . "  | 2,658    | 1,613   | 1,632   | 1,832   | 3,529   | 3,02,802 | 1,68,610 | 1,48,300 | 1,85,869 | 3,20,484 |
| Horn Meal . . . "  | 460      | 595     | 362     | 45      | 210     | 54,200   | 56,800   | 34,375   | 4,500    | 22,500   |
| Other kinds . . . "  | ..       | 43      | 75      | ..      | ..      | ..       | 2,300    | 6,000    | ..       | ..       |
| Total of Manures . . .   | 14,182   | 8,946   | 6,336   | 8,210   | 11,249  | 8,27,859 | 5,64,497 | 4,33,671 | 5,21,284 | 6,66,313 |
| <b>Metals and Ores—</b>  |          |         |         |         |         |          |          |          |          |          |
| Chromite (Chrome iron ore) . . .   | 4,045    | 5,823   | 11,661  | 19,765  | 15,933  | 1,21,350 | 1,74,690 | 3,49,699 | 3,23,070 | 4,79,009 |
| Iron or Steel . . . "  | 3        | 2       | 9       | 1       | 2       | 1,162    | 1,042    | 2,077    | 376      | 598      |
| Ores unenumerated . . .  | ..       | ..      | ..      | 1       | ..      | ..       | ..       | ..       | 60       | ..       |
| Total of Metals . . .  | 3        | 2       | 9       | 1       | 2       | 1,162    | 1,042    | 2,077    | 376      | 598      |
| Total of Ores . . .  | 4,045    | 5,823   | 11,661  | 10,765  | 15,933  | 1,21,350 | 1,74,690 | 3,49,699 | 3,23,030 | 4,79,009 |
| Total of Metals and Ores . . .   | 4,048    | 5,825   | 11,670  | 10,767  | 15,935  | 1,22,512 | 1,75,732 | 3,51,776 | 3,23,406 | 4,79,607 |
| <b>Oils—</b>   |          |         |         |         |         |          |          |          |          |          |
| Animal . . . { Cwts. .. .. 2 .. ..<br>Gals. .. .. 24 .. ..   |          |         |         |         |         | ..       | ..       | 39       | ..       | ..       |
| Essential . . . { Cwts. 154 .. .. ..<br>Gals. 18 .. .. ..  |          |         |         |         |         | 371      | ..       | ..       | ..       | ..       |
| Mineral oils . . . Gals.   | 143      | 366     | 518     | 8       | 7       | 227      | 195      | 1,748    | 7        | 13       |
| <b>Vegetable, non-essential—</b>   |          |         |         |         |         |          |          |          |          |          |
| Mustard or Rape . . . { Cwts. 50 2,357 1,190 1,262 1,134<br>Gals. 624 29,346 14,814 15,740 14,751                              |          |         |         |         |         | 1,089    | 44,879   | 20,245   | 19,466   | 21,480   |
| Essamum (til or jingli) { Cwts. 2,358 1,278 2,161 1,816 2,132<br>Gals. 29,347 15,861 20,902 22,618 27,153                      |          |         |         |         |         | 58,554   | 24,603   | 37,483   | 34,221   | 50,829   |
| Other sorts . . . { Cwts. 177 371 513 267 208<br>Gals. 2,301 4,626 6,391 4,574 3,714   |          |         |         |         |         | 3,832    | 8,187    | 6,643    | 5,736    | 5,033    |
| Total of Vegetable, Non-essential Oils . . . { Cwts. 2,585 4,001 3,864 3,445 3,664<br>Gals. 32,173 49,833 48,107 49,932 45,618 |          |         |         |         |         | 63,475   | 77,674   | 61,371   | 59,443   | 77,142   |
| Total of Oils . . . Gals.  | 32,316   | 50,199  | 48,649  | 42,040  | 45,625  | 64,073   | 77,869   | 68,157   | 59,459   | 77,155   |
| <b>Oilcakes—</b>   |          |         |         |         |         |          |          |          |          |          |
| Coconut cake . . . Tons  | 2,172    | 2,101   | 2,962   | 2,300   | 2,466   | 1,46,466 | 1,39,425 | 1,90,445 | 1,80,524 | 1,60,231 |
| Other sorts . . . "  | 25       | 47      | ..      | 1       | ..      | 950      | 2,402    | ..       | 58       | ..       |
| Total of Oilcakes . . .  | 2,197    | 2,148   | 2,962   | 2,301   | 2,466   | 1,47,415 | 1,41,827 | 1,90,445 | 1,80,582 | 1,60,231 |
| <b>Paints and painters' materials—</b>   |          |         |         |         |         |          |          |          |          |          |
| Paints and colours (a) . Cwts.   | —        | —       | —       | 1       | 7       | —        | —        | —        | 5        | 37       |
| Painters' materials (b) . Value  | —        | —       | —       | —       | —       | 1,48,887 | 76,231   | 52,487   | —        | ..       |
| Turpentine (a) . . . Cwts.   | —        | —       | —       | 1,837   | 3,454   | —        | —        | —        | 35,419   | 83,093   |
| Total of paints and painters' materials Value  | —        | —       | —       | —       | —       | 1,48,887 | 76,231   | 52,487   | 35,424   | 83,129   |
| <b>Provisions and Oilman's stores—</b>   |          |         |         |         |         |          |          |          |          |          |
| Grit . . . Cwts.   | 103      | 165     | 189     | 247     | 145     | 6,735    | 11,164   | 10,639   | 13,888   | 9,105    |
| Other sorts . . . "  | 446      | 382     | 932     | 742     | 662     | 7,469    | 5,379    | 12,314   | 9,311    | 9,399    |
| Total of Provisions, etc. . .  | 549      | 547     | 1,121   | 989     | 807     | 14,204   | 16,543   | 23,508   | 23,199   | 18,504   |

(a) Separately recorded from 1934-35,  
(b) Discontinued from 1934-35.

INDIAN MERCHANDISE—continued

| PRINCIPAL AND OTHER ARTICLES                | QUANTITY       |                |                |                |                | VALUE       |             |             |              |              |
|---|----------------|----------------|----------------|----------------|----------------|-------------|-------------|-------------|--------------|--------------|
|   | 1931-32        | 1932-33        | 1933-34        | 1934-35        | 1935-36        | 1931-32     | 1932-33     | 1933-34     | 1934-35      | 1935-36      |
| <b>SIND—continued</b>                       |                |                |                |                |                | R           | R           | R           | R            | R            |
| <b>KARACHI—continued</b>                    |                |                |                |                |                |             |             |             |              |              |
| <b>Seeds—</b>                               |                |                |                |                |                |             |             |             |              |              |
| Oil-seeds—                                  |                |                |                |                |                |             |             |             |              |              |
| Essential—                                  |                |                |                |                |                |             |             |             |              |              |
| Cummin (other than black) . . . Tons        | ..             | 1              | 70             | 105            | 288            | 85          | 370         | 31,580      | 57,115       | 1,47,441     |
| Others sorts . . . "                        | 1              | 2              | 11             | 13             | 4              | 12,146      | 1,101       | 5,174       | 4,470        | 1,201        |
| Total of Essential seeds . . . "            | 1              | 3              | 81             | 118            | 292            | 12,231      | 1,471       | 36,754      | 61,585       | 1,48,642     |
| Non-essential—                              |                |                |                |                |                |             |             |             |              |              |
| Castor . . . "                              | 24             | 47             | 89             | 174            | 320            | 4,261       | 6,685       | 10,159      | 23,027       | 53,238       |
| Cotton . . . "                              | 1              | ..             | 18             | 180            | 85             | 168         | 70          | 1,182       | 11,176       | 4,101        |
| Groundnuts . . . "                          | 8              | 49             | 96             | 54             | 55             | 1,787       | 9,956       | 15,814      | 9,232        | 8,638        |
| Mustard . . . "                             | 414            | 526            | 426            | 292            | 100            | 52,732      | 63,478      | 46,318      | 45,501       | 16,571       |
| Poppy . . . "                               | ..             | ..             | 98             | 1              | 2              | 15          | ..          | 19,313      | 172          | 642          |
| Rape . . . "                                | 52,797         | 111,374        | 71,765         | 36,148         | 18,499         | 70,90,106   | 1,48,00,489 | 78,89,082   | 40,88,933    | 24,70,714    |
| Sesamum (oil or linill) . . . "             | 514            | 72             | 808            | 349            | 45             | 1,07,723    | 15,592      | 48,857      | 58,801       | 10,754       |
| Other sorts . . . "                         | ..             | ..             | 1              | 3              | 2              | 342         | 785         | 1,086       | 2,101        | 1,234        |
| Total of Seeds, non-essential . . . "       | 53,768         | 112,068        | 72,801         | 37,196         | 19,108         | 72,57,209   | 1,40,63,005 | 80,31,761   | 42,33,943    | 25,65,891    |
| Total of Oil-seeds . . . "                  | 53,769         | 112,071        | 72,892         | 37,314         | 19,400         | 72,69,440   | 1,40,64,476 | 80,68,524   | 42,05,828    | 27,14,586    |
| seeds* other than Oil-seeds . . . "         | 81             | 108            | 200            | 301            | 164            | 6,996       | 43,174      | 47,407      | 79,628       | 34,363       |
| Total of Seeds . . . "                      | 53,850         | 112,269        | 73,092         | 37,615         | 19,564         | 72,76,436   | 1,50,07,650 | 81,15,931   | 43,75,156    | 27,49,899    |
| Spices . . . Cwts.                          | 814            | 524            | 595            | 615            | 504            | 10,272      | 9,487       | 11,318      | 10,108       | 7,727        |
| Tea—  |                |                |                |                |                |             |             |             |              |              |
| Black . . . Lbs.                            | 11,975         | 5,439          | 2,696          | 60,572         | ..             | 9,335       | 3,648       | 2,013       | 28,600       | ..           |
| Green . . . "                               | ..             | ..             | 24             | ..             | ..             | ..          | ..          | 100         | ..           | ..           |
| Total of Tea . . . "                        | 11,975         | 5,439          | 2,720          | 60,572         | ..             | 9,335       | 3,648       | 2,113       | 28,600       | ..           |
| Textiles—                                   |                |                |                |                |                |             |             |             |              |              |
| Cotton—                                     |                |                |                |                |                |             |             |             |              |              |
| Raw . . . Tons                              | 128,476        | 123,666        | 200,404        | 250,148        | 255,416        | 6,35,23,041 | 6,43,12,580 | 9,62,06,065 | 12,50,49,111 | 13,39,42,139 |
| Waste . . . Cwts.                           | 16             | ..             | 5              | 22             | 10             |             |             |             |              |              |
| Twist and Yarn . . . Lbs.                   | 9,576          | 6,020          | 5,594          | 10,128         | 24,780         | 340         | 600         | 131         | 426          | 169          |
| Manufactures—                               |                |                |                |                |                |             |             |             |              |              |
| Piece-goods—                                |                |                |                |                |                |             |             |             |              |              |
| Grey (unbleached) . . . Yds.                | ..             | 5,863          | ..             | ..             | 1,000          | ..          | 1,199       | ..          | ..           | 400          |
| White (bleached) . . . "                    | ..             | ..             | 3,200          | ..             | ..             | ..          | ..          | 558         | ..           | ..           |
| Coloured, printed, or dyed . . . "          | 781,061        | 437,379        | 554,207        | 342,750        | 364,164        | 1,85,767    | 1,01,737    | 1,16,513    | 58,842       | 56,657       |
| Other sorts of manufactures . . . Value     | ..             | ..             | ..             | ..             | ..             | 37,832      | 52,652      | 51,026      | 50,794       | 33,301       |
| Total of cotton manufactures . . . "        | ..             | ..             | ..             | ..             | ..             | 2,23,599    | 1,55,523    | 1,69,297    | 1,18,636     | 95,358       |
| Total of Cotton . . . "                     | ..             | ..             | ..             | ..             | ..             | 6,37,54,050 | 6,44,78,108 | 9,63,78,861 | 12,57,74,898 | 13,40,49,841 |
| Flax manufactures . . . "                   | ..             | ..             | ..             | ..             | ..             | 30          | 10          | ..          | ..           | ..           |
| Haberdashery and Millinery . . . "          | ..             | ..             | ..             | ..             | ..             | 21,057      | 11,287      | 17,033      | 10,513       | 14,331       |
| Jute—                                       |                |                |                |                |                |             |             |             |              |              |
| Manufactures—                               |                |                |                |                |                |             |             |             |              |              |
| Sacking Gunny bags { No. Tons               | 153,047<br>164 | 179,050<br>163 | 156,001<br>165 | 182,400<br>174 | 250,060<br>252 | 46,263      | 46,662      | 40,788      | 40,123       | 68,533       |
| Other kinds . . . Value                     | ..             | ..             | ..             | ..             | ..             |             |             |             |              |              |
| Total of Jute manufactures . . . "          | ..             | ..             | ..             | ..             | ..             | 50,221      | 48,064      | 44,100      | 58,094       | 76,562       |
| Total of Jute, raw and manufactures . . . " | ..             | ..             | ..             | ..             | ..             | 50,221      | 48,064      | 44,000      | 58,004       | 76,562       |

\* Of 400 lbs.

No. 12—continued  
EXPORTS—continued

## INDIAN MERCHANDISE—concluded

| PRINCIPAL AND OTHER ARTICLES  | QUANTITY          |                   |                   |                   |                   | VALUE               |                     |                     |                     |                     |
|---|-------------------|-------------------|-------------------|-------------------|-------------------|---------------------|---------------------|---------------------|---------------------|---------------------|
|   | 1931-32           | 1932-33           | 1933-34           | 1934-35           | 1935-36           | 1931-32             | 1932-33             | 1933-34             | 1934-35             | 1935-36             |
| <b>SIND—continued</b>   |                   |                   |                   |                   |                   | R                   | R                   | R                   | R                   | R                   |
| <b>KARACHI—continued</b>  |                   |                   |                   |                   |                   |                     |                     |                     |                     |                     |
| <b>Textiles—continued</b>   |                   |                   |                   |                   |                   |                     |                     |                     |                     |                     |
| <b>Silk—</b>  |                   |                   |                   |                   |                   |                     |                     |                     |                     |                     |
| <b>Maw—</b>   |                   |                   |                   |                   |                   |                     |                     |                     |                     |                     |
| Mulberry silk (excluding Tassar and other wild silks)—  |                   |                   |                   |                   |                   |                     |                     |                     |                     |                     |
| Raw . . . . Lbs.  | 4,860             | 1,005             | 5,186             | 2,082             | 1,925             | 27,814              | 3,800               | 17,398              | 5,960               | 4,860               |
| Chasam or waste . . . . "   | 86,687            | 1,000             | 192,523           | 94,170            | 59,316            | 83,451              | 600                 | 1,30,611            | 57,697              | 57,202              |
| Cocoons . . . . "   | 1,650             | ..                | ..                | ..                | ..                | 698                 | ..                  | ..                  | ..                  | ..                  |
| <b>Total of Mulberry silk . . . . "</b>   | <b>92,697</b>     | <b>2,005</b>      | <b>197,709</b>    | <b>96,252</b>     | <b>61,271</b>     | <b>1,16,963</b>     | <b>4,400</b>        | <b>1,48,509</b>     | <b>68,647</b>       | <b>62,052</b>       |
| <b>Total of Silk Maw . . . . "</b>  | <b>92,697</b>     | <b>2,005</b>      | <b>197,709</b>    | <b>96,252</b>     | <b>61,271</b>     | <b>1,16,963</b>     | <b>4,400</b>        | <b>1,48,509</b>     | <b>68,647</b>       | <b>62,052</b>       |
| Silk manufactures . Value   | —                 | —                 | —                 | —                 | —                 | ..                  | ..                  | ..                  | ..                  | 861                 |
| <b>Total of Silk . . . . "</b>  | <b>—</b>          | <b>—</b>          | <b>—</b>          | <b>—</b>          | <b>—</b>          | <b>1,16,963</b>     | <b>4,400</b>        | <b>1,48,509</b>     | <b>68,647</b>       | <b>62,413</b>       |
| <b>Wool—</b>  |                   |                   |                   |                   |                   |                     |                     |                     |                     |                     |
| <b>Maw . . . . "</b>  | <b>22,325,006</b> | <b>20,049,892</b> | <b>24,565,584</b> | <b>22,779,402</b> | <b>32,094,393</b> | <b>1,79,16,655</b>  | <b>61,70,532</b>    | <b>1,12,72,407</b>  | <b>84,14,130</b>    | <b>1,36,24,322</b>  |
| <b>Manufactures—</b>  |                   |                   |                   |                   |                   |                     |                     |                     |                     |                     |
| Carpets and rugs . . . . "  | 208,306           | 398,311           | 298,328           | 294,224           | 640,851           | 4,21,798            | 5,56,767            | 4,02,980            | 3,65,117            | 7,09,746            |
| Other sorts . . . . "   | —                 | —                 | —                 | —                 | —                 | 75                  | 340                 | 580                 | 6,909               | 8,354               |
| <b>Total of Woollen manufacture . . . . "</b>   | <b>—</b>          | <b>—</b>          | <b>—</b>          | <b>—</b>          | <b>—</b>          | <b>4,21,873</b>     | <b>5,57,107</b>     | <b>4,03,560</b>     | <b>3,72,026</b>     | <b>7,18,100</b>     |
| <b>Total of Wool . . . . "</b>  | <b>—</b>          | <b>—</b>          | <b>—</b>          | <b>—</b>          | <b>—</b>          | <b>1,03,38,528</b>  | <b>67,28,139</b>    | <b>1,16,76,977</b>  | <b>87,86,206</b>    | <b>1,43,42,722</b>  |
| <b>Other textiles . . . . "</b>   | <b>—</b>          | <b>—</b>          | <b>—</b>          | <b>—</b>          | <b>—</b>          | <b>1,200</b>        | <b>..</b>           | <b>..</b>           | <b>..</b>           | <b>..</b>           |
| <b>Total of Textiles . . . . "</b>  | <b>—</b>          | <b>—</b>          | <b>—</b>          | <b>—</b>          | <b>—</b>          | <b>8,22,82,979</b>  | <b>7,12,65,958</b>  | <b>10,62,05,420</b> | <b>13,46,92,858</b> | <b>14,85,45,928</b> |
| <b>Tobacco—</b>   |                   |                   |                   |                   |                   |                     |                     |                     |                     |                     |
| Unmanufactured . . . . Lbs.   | 30,992            | 6,580             | 14,392            | 21,000            | 9,912             | 2,908               | 822                 | 1,325               | 1,856               | 895                 |
| Manufactured . . . . "  | 14,359            | 10,932            | 10,351            | 9,757             | 9,162             | 10,994              | 7,386               | 6,934               | 6,046               | 5,973               |
| <b>Total of Tobacco . . . . "</b>   | <b>45,351</b>     | <b>17,512</b>     | <b>24,743</b>     | <b>30,757</b>     | <b>19,074</b>     | <b>13,902</b>       | <b>8,248</b>        | <b>8,259</b>        | <b>7,902</b>        | <b>6,868</b>        |
| <b>Toys and requisites for games and sports, including fishing tackle (other than firearms) . Value</b> | <b>—</b>          | <b>—</b>          | <b>—</b>          | <b>—</b>          | <b>—</b>          | <b>54,139</b>       | <b>48,492</b>       | <b>1,42,362</b>     | <b>2,05,946</b>     | <b>3,55,222</b>     |
| <b>Wood and Timber—</b>   |                   |                   |                   |                   |                   |                     |                     |                     |                     |                     |
| Firewood . . . . Tons   | 214               | 408               | 219               | 181               | 56                | 4,946               | 7,118               | 3,811               | 2,405               | 825                 |
| Other kinds of Wood and Timber . Value  | —                 | —                 | —                 | —                 | —                 | 1,954               | 24,055              | 88,142              | 33,210              | 18,522              |
| Manufactures of Wood, other than furniture and cabinetware . . . . "                                    | —                 | —                 | —                 | —                 | —                 | 6,372               | 6,998               | 1,141               | 1,448               | 1,569               |
| <b>Total of Wood and Timber . . . . "</b>   | <b>—</b>          | <b>—</b>          | <b>—</b>          | <b>—</b>          | <b>—</b>          | <b>13,272</b>       | <b>38,074</b>       | <b>92,594</b>       | <b>37,063</b>       | <b>20,916</b>       |
| <b>Postal Articles . . . . "</b>  | <b>—</b>          | <b>—</b>          | <b>—</b>          | <b>—</b>          | <b>—</b>          | <b>2,38,275</b>     | <b>2,60,361</b>     | <b>3,10,011</b>     | <b>3,22,101</b>     | <b>3,69,293</b>     |
| <b>All other articles of merchandise—</b>   |                   |                   |                   |                   |                   |                     |                     |                     |                     |                     |
| Unmanufactured . . . . "  | —                 | —                 | —                 | —                 | —                 | 9,72,492            | 6,30,101            | 13,51,697           | 12,49,013           | 21,24,572           |
| Manufactured . . . . "  | —                 | —                 | —                 | —                 | —                 | 5,10,372            | 5,13,840            | 3,82,201            | 4,22,901            | 4,63,640            |
| <b>GRAND TOTAL (EXCLUSIVE OF GOVERNMENT STORES) . . . . "</b>   | <b>—</b>          | <b>—</b>          | <b>—</b>          | <b>—</b>          | <b>—</b>          | <b>11,53,26,924</b> | <b>10,69,30,508</b> | <b>13,67,63,955</b> | <b>15,24,76,647</b> | <b>17,26,88,134</b> |

KARACHI

No. 12—continued  
EXPORTS—continued

GOVERNMENT STORES

| PRINCIPAL AND OTHER ARTICLES             | QUANTITY |         |         |         |         | VALUE   |         |         |         |         |
|--|----------|---------|---------|---------|---------|---------|---------|---------|---------|---------|
|  | 1931-32  | 1932-33 | 1933-34 | 1934-35 | 1935-36 | 1931-32 | 1932-33 | 1933-34 | 1934-35 | 1935-36 |
| <i>SIND—continued</i>                    |          |         |         |         |         | R       | R       | R       | R       | R       |
| <i>KARACHI—continued</i>                 |          |         |         |         |         |         |         |         |         |         |
| Grain, Pulse and Flour—                  |          |         |         |         |         |         |         |         |         |         |
| Wheat flour . . . Tons                   | 254      | 239     | 132     | ..      | 46      | 29,608  | 27,238  | 16,068  | ..      | 5,001   |
| Other sorts . . . "                      | ..       | ..      | ..      | ..      | ..      | 79      | ..      | ..      | ..      | ..      |
| Total of Grain, Pulse and Flour . . . "  | 254      | 239     | 132     | ..      | 46      | 29,637  | 27,238  | 16,068  | ..      | 5,004   |
| All other articles—                      |          |         |         |         |         |         |         |         |         |         |
| Unmanufactured . . . Value               | —        | —       | —       | —       | —       | 88      | 13      | 604     | 168     | 2,187   |
| Manufactured . . . "                     | —        | —       | —       | —       | —       | 325     | 556     | 900     | 160     | 346     |
| GRAND TOTAL OF GOVERNMENT STORES . . . " | —        | —       | —       | —       | —       | 30,095  | 27,807  | 17,567  | 328     | 7,536   |

ABSTRACT (EXPORTS OF INDIAN PRODUCE AND MANUFACTURES)

| ARTICLES                       | QUANTITY |         |         |         |         | VALUE        |              |              |              |              |
|--------------------------------|----------|---------|---------|---------|---------|--------------|--------------|--------------|--------------|--------------|
|                                | 1931-32  | 1932-33 | 1933-34 | 1934-35 | 1935-36 | 1931-32      | 1932-33      | 1933-34      | 1934-35      | 1935-36      |
|                                |          |         |         |         |         | R            | R            | R            | R            | R            |
| Cotton, raw . . . Value        | —        | —       | —       | —       | —       | 6,36,23,041  | 6,43,12,580  | 6,62,06,085  | 12,56,49,111 | 13,39,42,139 |
| Grain, Pulse and flour . . . " | —        | —       | —       | —       | —       | 1,22,67,816  | 99,36,280    | 57,01,579    | 78,08,738    | 55,54,446    |
| Seeds . . . "                  | —        | —       | —       | —       | —       | 72,76,436    | 1,50,07,650  | 81,15,991    | 43,76,156    | 27,48,999    |
| Other articles . . . "         | —        | —       | —       | —       | —       | 3,22,59,631  | 1,76,73,998  | 2,57,43,300  | 2,06,43,642  | 3,04,42,650  |
| Total . . . "                  | —        | —       | —       | —       | —       | 11,53,26,924 | 10,69,30,508 | 13,57,66,935 | 15,84,76,647 | 17,26,68,134 |

FOREIGN MERCHANDISE

| PRINCIPAL AND OTHER ARTICLES   | QUANTITY |          |          |          |          | VALUE    |          |          |          |          |
|--|----------|----------|----------|----------|----------|----------|----------|----------|----------|----------|
|  | 1931-32  | 1932-33  | 1933-34  | 1934-35  | 1935-36  | 1931-32  | 1932-33  | 1933-34  | 1934-35  | 1935-36  |
|  |          |          |          |          |          | R        | R        | R        | R        | R        |
| Apparel (including drapery, uniforms, and accoutrements but excluding hosiery and boots and shoes) . . . Value | —        | —        | —        | —        | —        | 88,800   | 1,00,779 | 1,07,481 | 95,136   | 92,783   |
| Coal and coke . . . Tons   | 228      | 1,075    | 257      | 31       | 217      | 5,705    | 13,737   | 4,860    | 985      | 5,149    |
| Drugs and medicines . . . Value  | —        | —        | —        | —        | —        | 15,227   | 7,200    | 8,221    | 12,352   | 31,310   |
| Dyeing and Tanning substances—   |          |          |          |          |          |          |          |          |          |          |
| Dyes obtained from coal tar—   |          |          |          |          |          |          |          |          |          |          |
| Aniline . . . Lbs.   | 11,200   | 156      | 100      | 108      | 1,049    | 12,500   | 474      | 149      | 800      | 1,724    |
| (Others) . . . "   | 42,672   | 1,902    | 6,444    | 1,120    | 2,240    | 57,911   | 2,954    | 12,297   | 1,680    | 4,290    |
| Fruits and Vegetables—   |          |          |          |          |          |          |          |          |          |          |
| Fresh Fruits and Vegetables Value  | —        | —        | —        | —        | —        | 351      | 2,484    | 3,689    | 1,495    | 313      |
| Fruits and Vegetables: dried, salted, or preserved—  |          |          |          |          |          |          |          |          |          |          |
| Dates . . . Tons   | 18       | 34       | 23       | 17       | ..       | 920      | 2,590    | 2,000    | 1,381    | 76       |
| Other sorts . . . "  | 1,247    | 551      | 486      | 196      | 144      | 7,12,484 | 4,15,485 | 2,26,532 | 2,44,910 | 1,31,487 |
| Total of Fruits and Vegetables: dried, salted or preserved . . . "   | 1,260    | 585      | 509      | 213      | 144      | 7,13,404 | 4,18,075 | 2,28,532 | 2,46,391 | 1,31,563 |
| Total of Fruits and Vegetables . . . Value   | —        | —        | —        | —        | —        | 7,13,755 | 4,20,569 | 2,32,221 | 2,47,786 | 1,32,078 |
| Furniture and Cabinetware . . . "  | —        | —        | —        | —        | —        | 2,10,927 | 1,38,370 | 1,74,920 | 1,40,324 | 70,484   |
| Grain, Pulse and flour—  |          |          |          |          |          |          |          |          |          |          |
| Rice not in the husk . . . Tons  | ..       | ..       | ..       | ..       | ..       | 46       | 77       | ..       | ..       | ..       |
| Total of grain, pulse and flour . . . "  | ..       | ..       | ..       | ..       | ..       | 46       | 77       | ..       | ..       | ..       |
| Hardware (excluding Cutlery and Electroplated ware) . . . Value  | —        | —        | —        | —        | —        | 1,15,102 | 1,21,487 | 1,22,679 | 90,200   | 1,21,191 |
| Hides and skins, Raw—  |          |          |          |          |          |          |          |          |          |          |
| Skins, Raw . . . Tons  | 46       | 71       | 154      | 87       | 109      | 3,85,179 | 4,22,731 | 6,27,716 | 9,58,060 | 7,00,350 |
| —Nos.  | —203,470 | —239,479 | —621,088 | —206,587 | —377,026 |          |          |          |          |          |
| Leather—   |          |          |          |          |          |          |          |          |          |          |
| Skins, tanned or dressed . . . Tons  | ..       | ..       | ..       | 2        | ..       | 2,290    | ..       | ..       | 800      | ..       |
| Unwrought Manufactures . . . Cwts.   | —483     | ..       | ..       | —1,080   | ..       |          |          |          |          |          |
| Value  | 1        | 11       | 18       | 8        | 1        | 394      | 1,900    | 1,559    | 700      | 250      |
|  | —        | —        | —        | —        | —        | 480      | 300      | 988      | 900      | 415      |
| Total of Leather . . . "   | —        | —        | —        | —        | —        | 3,164    | 2,200    | 2,497    | 2,400    | 675      |
| Machinery and Millwork . . . "   | —        | —        | —        | —        | —        | 1,03,778 | 2,16,054 | 26,586   | 1,48,787 | 83,981   |

No. 12—continued  
EXPORTS—continued

## FOREIGN MERCHANDISE—continued

| PRINCIPAL AND OTHER ARTICLES                                       | QUANTITY |          |              |           |           | VALUE     |           |          |          |          |
|--|----------|----------|--------------|-----------|-----------|-----------|-----------|----------|----------|----------|
|  | 1931-32  | 1932-33  | 1933-34      | 1934-35   | 1935-36   | 1931-32   | 1932-33   | 1933-34  | 1934-35  | 1935-36  |
| <b>SIND—continued</b>  |          |          |              |           |           | R         | R         | R        | R        | R        |
| <b>KARACHI—continued</b>   |          |          |              |           |           |           |           |          |          |          |
| <b>Metals and Ores—</b>  |          |          |              |           |           |           |           |          |          |          |
| Brass—   |          |          |              |           |           |           |           |          |          |          |
| Wrought . . . . . Cwts   | 1        | 2        | 288          | 5         | 1,004     | 100       | 125       | 6,541    | 510      | 21,035   |
| Iron or Steel—   |          |          |              |           |           |           |           |          |          |          |
| Old, for remanufacture Tons  | 10,848   | 12,974   | 11,642       | 6,665     | 2,464     | 1,56,423  | 1,94,323  | 2,41,747 | 1,34,088 | 61,032   |
| Other manufactures of iron or steel "                              | 86       | 170      | 108          | 85        | 132       | 12,531    | 37,212    | 20,521   | 20,203   | 26,083   |
| Total of Iron or Steel "   | 10,934   | 13,144   | 11,750       | 6,750     | 2,596     | 1,68,954  | 2,31,540  | 2,62,268 | 1,54,291 | 87,065   |
| Other metals and ores . "  | 4        | 50       | 118          | 272       | 274       | 5,178     | 32,221    | 64,861   | 1,62,713 | 1,26,262 |
| Total of Metals and ores . "                                       | 10,938   | 13,194   | 11,876       | 7,022     | 2,861     | 1,74,227  | 2,63,766  | 3,27,129 | 1,80,004 | 1,13,327 |
| <b>Oils—</b>   |          |          |              |           |           |           |           |          |          |          |
| Mineral . . . . . Gals.  | 86,985   | 7,421    | 230,177      | 118,754   | 50,358    | 24,220    | 7,995     | 46,189   | 74,080   | 34,913   |
| Other sorts of oils { Cwt. & Gals.                                 | 2<br>51  | 8<br>116 | 200<br>2,512 | 29<br>387 | 25<br>334 | 164       | 353       | 4,878    | 892      | 1,775    |
| Total of Oils . . . "  | 86,989   | 7,527    | 232,689      | 119,141   | 50,687    | 24,384    | 8,348     | 51,067   | 75,023   | 36,688   |
| <b>Provisions and oilman's stores . . . . . Cwts.</b>              | 139      | 167      | 322          | 227       | 251       | 27,081    | 18,137    | 19,176   | 16,848   | 16,352   |
| <b>Rubber, manufactures . Value</b>                                | —        | —        | —            | —         | —         | 22,98,003 | 11,77,151 | 61,136   | 73,335   | 72,622   |
| <b>Soap . . . . . Cwts.</b>  | 34       | 28       | 124          | 40        | 47        | 1,104     | 3,171     | 1,953    | 2,123    | 655      |
| <b>Sugar—</b>  |          |          |              |           |           |           |           |          |          |          |
| Sugar, 23 Dutch Standard and above . Tons                          | 2,333    | 3,487    | 1,866        | 1,170     | 1,088     | 3,41,603  | 4,18,731  | 4,68,910 | 4,75,090 | 2,85,909 |
| Sugar, below 23 Dutch Standard but not below 16 Dutch Standard . " | 2        | ..       | ..           | ..        | ..        | 200       | ..        | ..       | ..       | ..       |
| <b>Textiles—</b>   |          |          |              |           |           |           |           |          |          |          |
| Cotton—  |          |          |              |           |           |           |           |          |          |          |
| Raw . . . . . Tons   | ..       | ..       | 370          | 128       | 78        | ..        | ..        | 2,22,616 | 70,725   | 43,090   |
| Twist and Yarn . . . Lbs.  | ..       | ..       | ..           | 13,338    | ..        | ..        | ..        | ..       | 4,236    | ..       |
| Manufactures—  |          |          |              |           |           |           |           |          |          |          |
| Piecegoods—  |          |          |              |           |           |           |           |          |          |          |
| Grey (unbleached) . Yards  | 6,320    | 1,896    | 80,300       | 50,030    | 40,694    | 1,550     | 275       | 19,327   | 12,562   | 7,477    |
| White (bleached) . "   | 262,481  | 105,031  | 63,376       | 147,440   | 55,163    | 50,080    | 24,116    | 15,268   | 23,949   | 11,155   |
| Coloured, printed, or dyed . "                                     | 209,000  | 191,238  | 340,520      | 398,037   | 252,055   | 56,585    | 45,928    | 83,818   | 1,06,933 | 52,296   |
| Fenils of all descriptions . "                                     | 8,620    | ..       | 7,040        | 149,515   | 121,580   | 1,639     | ..        | 1,719    | 28,718   | 34,567   |
| Total of Piecegoods . . "  | 486,421  | 298,165  | 491,236      | 746,072   | 469,492   | 1,09,860  | 70,319    | 1,20,632 | 1,77,162 | 1,05,495 |
| Other manufactures . Value   | —        | —        | —            | —         | —         | 6,618     | 2,563     | 4,464    | 11,908   | 15,073   |
| Total of Cotton manufactures . "                                   | —        | —        | —            | —         | —         | 1,16,478  | 72,882    | 1,25,096 | 1,89,070 | 1,20,568 |
| Total of Cotton . . . "  | —        | —        | —            | —         | —         | 1,16,478  | 72,882    | 1,25,096 | 1,89,070 | 1,20,568 |
| <b>Flax—</b>   |          |          |              |           |           |           |           |          |          |          |
| Manufactures (including bags and sacks) . "                        | —        | —        | —            | —         | —         | 4,040     | 4,136     | 8,382    | 523      | 1,050    |
| <b>Haberdashery and Millinery . "</b>                              | —        | —        | —            | —         | —         | 13,537    | 23,080    | 23,093   | 36,005   | 10,956   |
| <b>Silk—</b>   |          |          |              |           |           |           |           |          |          |          |
| Raw . . . . . Lbs.   | 825      | 855      | 1,233        | 135       | 65        | 4,630     | 5,820     | 3,730    | 375      | 175      |
| Manufactures—  |          |          |              |           |           |           |           |          |          |          |
| Silk piecegoods . . Yards  | 2,000    | 500      | 1,100        | 26,250    | 235,208   | 2,622     | 1,160     | 1,800    | 24,257   | 2,09,077 |
| Other manufactures . Value   | —        | —        | —            | —         | —         | 1,63,394  | 800       | 800      | ..       | 5,200    |
| Total of Silk, raw and manufactures . "                            | —        | —        | —            | —         | —         | 1,70,646  | 7,820     | 5,839    | 24,622   | 2,14,452 |

FOREIGN MERCHANDISE—concluded

| PRINCIPAL AND OTHER ARTICLES   | QUANTITY     |            |              |              |           | VALUE            |                  |                  |                  |                  |
|--|--------------|------------|--------------|--------------|-----------|------------------|------------------|------------------|------------------|------------------|
|  | 1931-32      | 1932-33    | 1933-34      | 1934-35      | 1935-36   | 1931-32          | 1932-33          | 1933-34          | 1934-35          | 1935-36          |
| <b>SIND—concluded</b>  |              |            |              |              |           | R                | R                | R                | R                | R                |
| <b>KARACHI—concluded</b>   |              |            |              |              |           |                  |                  |                  |                  |                  |
| <b>Textiles—contd.</b>   |              |            |              |              |           |                  |                  |                  |                  |                  |
| <b>Wool—</b>   |              |            |              |              |           |                  |                  |                  |                  |                  |
| Raw . . . . . Lbs.   | 4,785,613    | 3,562,572  | 5,230,884    | 2,124,986    | 4,074,880 | 22,38,177        | 9,27,702         | 20,75,616        | 8,59,376         | 15,02,561        |
| Manufactures—  |              |            |              |              |           |                  |                  |                  |                  |                  |
| Piece-goods . . . . . Yds.   | 771          | 2,177      | 6,230        | 2,129        | 10,474    | 3,790            | 6,035            | 14,965           | 5,568            | 37,308           |
| Other sorts . . . . . Value  | —            | —          | —            | —            | —         | 14,44,095        | 11,44,808        | 8,51,326         | 5,76,897         | 3,91,238         |
| <b>Total Manufactures . . . . .</b>                                  | <b>—</b>     | <b>—</b>   | <b>—</b>     | <b>—</b>     | <b>—</b>  | <b>14,43,794</b> | <b>11,50,843</b> | <b>8,60,291</b>  | <b>5,82,465</b>  | <b>4,28,546</b>  |
| <b>Total of Wool, raw and manufactures . . . . .</b>                 | <b>—</b>     | <b>—</b>   | <b>—</b>     | <b>—</b>     | <b>—</b>  | <b>36,86,971</b> | <b>20,78,545</b> | <b>29,41,907</b> | <b>14,41,841</b> | <b>20,21,127</b> |
| Other textiles . . . . .   | —            | —          | —            | —            | —         | 6,095            | 150              | 18,865           | 88,762           | 67,790           |
| <b>Total of Textiles . . . . .</b>                                   | <b>—</b>     | <b>—</b>   | <b>—</b>     | <b>—</b>     | <b>—</b>  | <b>39,97,817</b> | <b>21,96,073</b> | <b>33,65,798</b> | <b>18,51,789</b> | <b>24,85,082</b> |
| <b>Tobacco—</b>  |              |            |              |              |           |                  |                  |                  |                  |                  |
| Unmanufactured . . . . . Lbs.  | 2,145        | ..         | 504          | ..           | ..        | 1,599            | ..               | 622              | ..               | ..               |
| Manufactured . . . . .   | 2,170        | 926        | 1,985        | 2,148        | 75        | 10,439           | 5,598            | 5,504            | 5,505            | 800              |
| <b>Total of Tobacco . . . . .</b>                                    | <b>4,315</b> | <b>926</b> | <b>2,489</b> | <b>2,148</b> | <b>75</b> | <b>12,038</b>    | <b>5,598</b>     | <b>6,126</b>     | <b>5,505</b>     | <b>800</b>       |
| <b>Vehicles (excluding Locomotives, etc., for Railways)—</b>         |              |            |              |              |           |                  |                  |                  |                  |                  |
| Ships, and parts thereof Value                                       | —            | —          | —            | —            | —         | ..               | 40               | ..               | ..               | ..               |
| Other kinds . . . . .  | —            | —          | —            | —            | —         | 1,12,107         | 87,549           | 1,38,799         | 2,06,644         | 1,81,886         |
| <b>Total of Vehicles, etc., . . . . .</b>                            | <b>—</b>     | <b>—</b>   | <b>—</b>     | <b>—</b>     | <b>—</b>  | <b>1,12,107</b>  | <b>87,589</b>    | <b>1,38,799</b>  | <b>2,06,644</b>  | <b>1,81,886</b>  |
| <b>Wood and Timber—</b>  |              |            |              |              |           |                  |                  |                  |                  |                  |
| Other kinds of wood and timber . . . . .                             | —            | —          | —            | —            | —         | 3,058            | 1,352            | 1,230            | 1,010            | 390              |
| Manufactures of Wood, other than furniture and cabinetware . . . . . | —            | —          | —            | —            | —         | 1,52,240         | 1,02,301         | 71,926           | 63,246           | 67,575           |
| <b>Total of Wood and Timber . . . . .</b>                            | <b>—</b>     | <b>—</b>   | <b>—</b>     | <b>—</b>     | <b>—</b>  | <b>1,55,298</b>  | <b>1,03,653</b>  | <b>73,156</b>    | <b>64,256</b>    | <b>67,965</b>    |
| <b>All other Articles of Merchandise—</b>                            |              |            |              |              |           |                  |                  |                  |                  |                  |
| Unmanufactured . . . . .   | —            | —          | —            | —            | —         | 1,21,784         | 1,80,449         | 4,44,371         | 7,63,489         | 4,48,721         |
| Manufactured . . . . .   | —            | —          | —            | —            | —         | 1,53,903         | 2,10,409         | 2,22,363         | 1,77,105         | 2,45,683         |
| <b>GRAND TOTAL (EXCLUSIVE OF GOVERNMENT STORES)</b>                  | <b>—</b>     | <b>—</b>   | <b>—</b>     | <b>—</b>     | <b>—</b>  | <b>91,41,349</b> | <b>60,69,776</b> | <b>64,92,807</b> | <b>57,12,182</b> | <b>58,84,438</b> |

GOVERNMENT STORES

| PRINCIPAL AND OTHER ARTICLES                                 | QUANTITY |          |          |          |          | VALUE           |                 |                 |                 |                 |
|--|----------|----------|----------|----------|----------|-----------------|-----------------|-----------------|-----------------|-----------------|
|  | 1931-32  | 1932-33  | 1933-34  | 1934-35  | 1935-36  | 1931-32         | 1932-33         | 1933-34         | 1934-35         | 1935-36         |
| <b>Arms, Ammunition, and Military Stores . . . . . Value</b> | —        | —        | —        | —        | —        | 10,817          | 46,427          | 1,220           | 9,749           | 1,71,515        |
| <b>Machinery and millwork . . . . .</b>                      | —        | —        | —        | —        | —        | 87,576          | 10,388          | 15,063          | 1,413           | 2,993           |
| <b>Telegraphs, materials for construction of . . . . .</b>   | —        | —        | —        | —        | —        | 4,933           | 9,850           | 45              | 180             | ..              |
| <b>All Other Articles—</b>                                   |          |          |          |          |          |                 |                 |                 |                 |                 |
| Unmanufactured . . . . .                                     | —        | —        | —        | —        | —        | ..              | ..              | ..              | ..              | 1               |
| Manufactured . . . . .                                       | —        | —        | —        | —        | —        | 82,206          | 70,127          | 1,03,524        | 1,48,088        | 2,48,671        |
| <b>GRAND TOTAL OF GOVERNMENT STORES . . . . .</b>            | <b>—</b> | <b>—</b> | <b>—</b> | <b>—</b> | <b>—</b> | <b>1,85,582</b> | <b>1,36,287</b> | <b>1,19,852</b> | <b>1,59,377</b> | <b>4,23,180</b> |

No. 12—continued  
IMPORTS

| PRINCIPAL AND OTHER ARTICLES   | QUANTITY  |           |           |           |           | VALUE    |          |          |          |          |
|--|-----------|-----------|-----------|-----------|-----------|----------|----------|----------|----------|----------|
|  | 1931-32   | 1932-33   | 1933-34   | 1934-35   | 1935-36   | 1931-32  | 1932-33  | 1933-34  | 1934-35  | 1935-36  |
| <b>MADRAS—</b>   |           |           |           |           |           |          |          |          |          |          |
| <b>FORT ST. GEORGE—</b>  |           |           |           |           |           |          |          |          |          |          |
| Animals, living—   |           |           |           |           |           |          |          |          |          |          |
| Horses . . . . . No.   | 58        | 37        | 79        | 38        | 38        | 1,20,303 | 95,610   | 1,45,720 | 61,967   | 78,150   |
| Other kinds . . . . . "  | 184       | 281       | 247       | 1,152     | 554       | 14,580   | 13,885   | 9,245    | 11,315   | 15,640   |
| Total of Animals, living   | 242       | 318       | 326       | 1,190     | 592       | 1,43,883 | 1,09,495 | 1,55,665 | 73,282   | 93,790   |
| Apparel (excluding hosiery and boots and shoes)—                                     |           |           |           |           |           |          |          |          |          |          |
| Apparel (including drapery, uniforms, accoutrements) (a) . . . . . Value             | —         | —         | —         | —         | —         | 1,58,525 | 1,73,794 | 1,67,965 | —        | 1,90,242 |
| Woollen knitted apparel (b) . . . . . Lbs.   | —         | —         | —         | 4,238     | —         | —        | —        | —        | 10,043   | —        |
| Others (b) . . . . . Value   | —         | —         | —         | —         | —         | —        | —        | —        | 1,53,564 | —        |
| Gold and silver thread . . . . . "   | —         | —         | —         | —         | —         | 1,17,911 | 2,17,264 | 38,426   | 24,118   | 40,760   |
| Hats, caps, bonnets and hatter's ware . . . . . "                                    | —         | —         | —         | —         | —         | 36,780   | 22,185   | 20,384   | 20,618   | 20,572   |
| Lametta . . . . . Lbs.   | 101,779   | 134,605   | 211,284   | 148,279   | 280,473   | 1,20,428 | 2,39,944 | 2,26,004 | 1,57,814 | 1,71,642 |
| Other kinds . . . . . Value  | —         | —         | —         | —         | —         | 6,044    | 5,018    | 3,861    | 3,955    | 1,140    |
| Total of Apparel   | —         | —         | —         | —         | —         | 4,39,688 | 6,58,156 | 4,56,690 | 3,70,112 | 4,30,371 |
| Arms, ammunition, and military stores—   |           |           |           |           |           |          |          |          |          |          |
| Cartridge cases—   |           |           |           |           |           |          |          |          |          |          |
| Shot gun cartridges, filled . . . . . No.  | 593,780   | 578,190   | 634,200   | 854,372   | 600,160   | 40,202   | 37,324   | 42,255   | 23,968   | 40,822   |
| Rifle and other cartridges, filled . . . . . "                                       | 170,379   | 420,120   | 224,305   | 130,800   | 111,742   | 6,619    | 24,369   | 11,306   | 6,837    | 6,705    |
| Empty . . . . . "  | 6,050     | 1,300     | 22,100    | 1,300     | 3,500     | 168      | 51       | 1,029    | 45       | 126      |
| Total of Cartridge cases   | 770,209   | 999,610   | 880,605   | 486,562   | 715,402   | 46,989   | 61,744   | 54,590   | 30,850   | 47,653   |
| Explosives—  |           |           |           |           |           |          |          |          |          |          |
| Blasting fuse { Lbs.   | 127,561   | 140,927   | 199,757   | 158,645   | 146,039   | 1,22,641 | 1,31,548 | 1,17,359 | 1,47,906 | 1,35,377 |
| { No. of coils   | 436,800   | 491,000   | 424,740   | 556,000   | 489,400   |          |          |          |          |          |
| Blasting gelatine . . . . . Lbs.   | 385,500   | 398,500   | 478,600   | 519,850   | 398,000   | 3,26,798 | 3,32,368 | 3,07,193 | 4,37,655 | 3,05,718 |
| Dynamite . . . . . "   | 30,000    | 15,000    | 60,000    | 75,000    | 25,000    | 21,671   | 10,880   | 43,331   | 28,890   | 17,885   |
| Gelatine dynamite . . . . . "  | 258,500   | 153,500   | 162,000   | 228,150   | 322,050   | 1,91,976 | 1,15,842 | 1,24,934 | 1,73,564 | 2,44,357 |
| Detonators . . . . . No.   | 2,266,300 | 1,925,000 | 1,971,000 | 1,633,237 | 1,483,000 | 42,052   | 30,857   | 36,108   | 38,193   | 26,335   |
| Others . . . . . Lbs.  | 54,700    | 38,050    | 40,850    | ..        | 13,625    | 37,481   | 26,281   | 29,119   | ..       | 6,512    |
| Total of Explosives  | —         | —         | —         | —         | —         | 7,42,614 | 6,47,721 | 7,48,046 | 8,26,108 | 7,90,184 |
| Fire arms, and parts thereof—  |           |           |           |           |           |          |          |          |          |          |
| Fire arms . . . . . No.  | 737       | 331       | 404       | 410       | 112       | 28,064   | 13,188   | 16,307   | 10,338   | 6,671    |
| Parts of firearms . . . . . Value  | —         | —         | —         | —         | —         | 427      | 88       | 305      | 130      | ..       |
| Total of fire arms, etc.   | —         | —         | —         | —         | —         | 28,491   | 13,276   | 16,612   | 10,468   | 6,671    |
| Other sorts . . . . . "  | —         | —         | —         | —         | —         | 8,339    | 9,516    | 12,307   | 12,575   | 19,105   |
| Total of Arms, Ammunition, and Military Stores                                       | —         | —         | —         | —         | —         | 3,26,439 | 7,32,257 | 3,31,645 | 3,80,041 | 3,60,413 |
| Asbestos—  |           |           |           |           |           |          |          |          |          |          |
| Manufactures—  |           |           |           |           |           |          |          |          |          |          |
| Asbestos packing Sheets and Plates, etc., of asbestos cement (c) tons                | —         | —         | 805       | 956       | 68        | 19,186   | 18,422   | 18,182   | 14,978   | 14,206   |
| Other manufactures value   | —         | —         | —         | —         | —         | 1,98,411 | 1,03,917 | 92,698   | 1,05,818 | 65,281   |
| Total of Asbestos  | —         | —         | —         | —         | —         | 2,17,607 | 1,22,339 | 2,02,880 | 2,20,796 | 80,487   |
| Bolting for machinery—   |           |           |           |           |           |          |          |          |          |          |
| Of cotton . . . . . "  | —         | —         | —         | —         | —         | 1,19,791 | 1,51,101 | 87,412   | 64,860   | 98,589   |
| Of leather . . . . . "   | —         | —         | —         | —         | —         | 79,354   | 78,742   | 78,427   | 69,975   | 70,788   |
| Of other materials . . . . . "   | —         | —         | —         | —         | —         | 1,19,188 | 1,10,970 | 93,023   | 1,04,003 | 1,06,010 |
| Total of Bolting for machinery   | —         | —         | —         | —         | —         | 3,09,233 | 3,35,813 | 2,58,862 | 2,38,838 | 2,75,387 |
| Bobbins  | —         | —         | —         | —         | —         | 26,714   | 69,445   | 1,11,852 | 1,51,718 | 1,27,782 |
| Books, printed, and printed matter (not being stationery), including maps and charts | 3,744     | 3,277     | 4,097     | 4,634     | 4,270     | 7,34,384 | 5,87,571 | 6,32,933 | 6,67,576 | 4,12,612 |
| Boots and Shoes—   |           |           |           |           |           |          |          |          |          |          |
| All leather . . . . . Pairs  | 5,496     | 4,595     | 9,050     | 9,839     | 4,087     | 30,299   | 18,251   | 38,022   | 35,621   | 15,725   |
| Rubber Soled—  |           |           |           |           |           |          |          |          |          |          |
| With canvas uppers . . . . . "   | 159,341   | 139,770   | 103,067   | 56,120    | 32,917    | 1,12,306 | 64,361   | 77,458   | 36,404   | 24,344   |
| With uppers of leather or other materials . . . . . "                                | ..        | 1,197     | 60        | 26        | 97        | ..       | 764      | 28       | 45       | 372      |
| All rubber . . . . . "   | 104,528   | 17,336    | 15,056    | 6,460     | 1,216     | 36,655   | 7,346    | 8,595    | 4,231    | 486      |
| Of other materials . . . . . "   | 4,545     | 3,238     | 12,503    | 48,355    | 5,266     | 3,658    | 5,492    | 12,945   | 34,090   | 4,350    |
| Total of Boots and shoes   | 273,918   | 166,686   | 199,786   | 120,800   | 43,583    | 1,87,918 | 96,714   | 1,37,048 | 1,10,891 | 46,277   |

(a) Discontinued and shown under sub-heads in 1934-35.  
(b) Separately recorded in 1934-35 and discontinued from 1935-36.  
(c) Separately shown from 1933-34.



TRADE AT CHIEF PORT  
FORT ST. GEORGE

( 152 )

No. 12—continued  
IMPORTS—continued

| PRINCIPAL AND OTHER ARTICLES  | QUANTITY |           |         |         |           | VALUE     |           |          |          |          |
|---|----------|-----------|---------|---------|-----------|-----------|-----------|----------|----------|----------|
|   | 1931-32  | 1932-33   | 1933-34 | 1934-35 | 1935-36   | 1931-32   | 1932-33   | 1933-34  | 1934-35  | 1935-36  |
| <b>MADRAS—continued</b>   |          |           |         |         |           |           |           |          |          |          |
| <b>FORT ST. GEORGE—continued</b>  |          |           |         |         |           |           |           |          |          |          |
| <b>Brushes and Brooms—</b>  |          |           |         |         |           |           |           |          |          |          |
| Brushes—  |          |           |         |         |           |           |           |          |          |          |
| Paint and Varnish Brushes . . . Dozs.   | 9,832    | 15,724    | 11,299  | 13,169  | 12,340    | 23,457    | 23,039    | 25,396   | 33,257   | 48,276   |
| Toilet Brushes . . . "  | 9,886    | 18,094    | 9,870   | 16,669  | 16,473    | 38,060    | 55,331    | 40,440   | 55,977   | 64,065   |
| Other Brushes . . . "   | 9,855    | 10,740    | 17,278  | 18,759  | 11,307    | 24,752    | 20,859    | 42,579   | 33,787   | 30,533   |
| Total of Brushes . . . "  | 29,573   | 44,558    | 38,447  | 48,590  | 40,020    | 91,278    | 1,04,229  | 1,08,365 | 1,33,021 | 1,32,869 |
| Brooms . . . "  | 64       | 21        | 115     | 57      | 80        | 475       | 243       | 469      | 657      | 612      |
| Total of Brushes and Brooms . . . "   | 29,437   | 44,579    | 38,562  | 48,647  | 40,100    | 91,750    | 1,04,472  | 1,08,824 | 1,33,678 | 1,33,511 |
| Building and Engineering materials, other than of iron, steel, or wood—         |          |           |         |         |           |           |           |          |          |          |
| Asphalt . . . Tons  | 2,371    | 2,620     | 4,503   | 2,266   | 2,812     | 1,88,007  | 1,91,048  | 2,55,146 | 1,30,315 | 1,78,666 |
| Bricks . . . "  | 50,581   | 51,612    | 66,149  | 17,764  | 75,676    | 10,577    | 6,108     | 13,650   | 5,027    | 17,909   |
| Cement—   |          |           |         |         |           |           |           |          |          |          |
| Portland . . . "  | 17,418   | 16,266    | 12,985  | 8,105   | 5,009     | 7,36,206  | 6,67,448  | 4,56,170 | 2,85,206 | 1,78,883 |
| Other kinds . . . "   | 79       | 39        | 90      | 70      | 591       | 16,394    | 16,301    | 18,625   | 15,885   | 61,678   |
| Total of Cement . . . "   | 17,497   | 16,305    | 13,055  | 8,175   | 5,600     | 7,52,500  | 6,83,649  | 4,74,795 | 3,01,091 | 2,40,563 |
| Tiles . . . No.   | 890,715  | 1,036,839 | 711,109 | 493,254 | 1,868,136 | 1,20,224  | 1,26,927  | 88,493   | 65,609   | 95,634   |
| Other kinds . . . Value   | —        | —         | —       | —       | —         | 1,21,075  | 1,04,874  | 64,408   | 53,232   | 1,01,627 |
| Total of Building and Engineering materials, other than of iron, steel, or wood |          |           |         |         |           |           |           |          |          |          |
| Buttons of all sorts—   |          |           |         |         |           |           |           |          |          |          |
| Metal . . . "   | —        | —         | —       | —       | —         | 11,92,383 | 11,13,506 | 8,96,497 | 5,55,784 | 6,34,384 |
| Other sorts . . . "   | —        | —         | —       | —       | —         | 52,419    | 90,096    | 81,522   | 93,052   | 88,889   |
| Total of Buttons . . . "  | —        | —         | —       | —       | —         | 12,44,802 | 12,03,602 | 9,78,019 | 6,48,836 | 7,23,273 |
| Candles of all kinds . . . Lbs.   | 71,864   | 71,594    | —       | 2,410   | 868       | 24,631    | 33,666    | —        | 875      | 634      |
| Canes and Battans . . . Cwts.   | 2,056    | 1,483     | 1,690   | 2,174   | 1,830     | 40,412    | 28,189    | 27,762   | 30,750   | 27,327   |
| Chemicals and Chemical preparations (excluding chemical manures and medicines)— |          |           |         |         |           |           |           |          |          |          |
| Acids—  |          |           |         |         |           |           |           |          |          |          |
| Acetic (Pyroligneous acid) . . . "  | —        | —         | 477     | 1,196   | 834       | —         | —         | 17,026   | 33,660   | 21,012   |
| Nitric . . . "  | 4,329    | 54        | 1,250   | 1,918   | 1,042     | 87,922    | 3,497     | 23,695   | 27,690   | 17,343   |
| Oxalic . . . "  | —        | —         | 603     | 779     | 875       | —         | —         | 20,778   | 27,601   | 27,691   |
| Tartaric . . . "  | 157      | 300       | 206     | 150     | 300       | 11,663    | 23,134    | 15,161   | 10,020   | 18,123   |
| Other sorts . . . "   | 3,536    | 5,540     | 1,541   | 2,680   | 3,174     | 51,567    | 79,337    | 35,235   | 49,403   | 57,433   |
| Total of Acids . . . "  | 7,922    | 5,894     | 4,077   | 6,723   | 6,225     | 1,51,151  | 1,07,968  | 1,11,945 | 1,46,376 | 1,42,106 |
| Alum . . . "  | 4,691    | 2,154     | 2,325   | 2,002   | 2,178     | 32,885    | 12,897    | 17,074   | 12,366   | 13,403   |
| Aluminous Sulphates . . . "   | 7,868    | 7,119     | 7,744   | 4,209   | 5,053     | 33,693    | 29,303    | 30,085   | 16,003   | 16,145   |
| Ammonia and salts thereof   |          |           |         |         |           |           |           |          |          |          |
| Bleaching Materials—  |          |           |         |         |           |           |           |          |          |          |
| Bleaching powder (calcium hydrochlorate chloride of lime) . . . "               | 2,236    | 2,060     | 1,306   | 1,957   | 1,374     | 63,013    | 52,657    | 46,441   | 35,753   | 39,319   |
| Carbide of Calcium . . . "  | 4,936    | 5,223     | 4,230   | 7,490   | 5,850     | 96,837    | 84,554    | 69,224   | 1,15,130 | 81,313   |
| Copper Sulphate . . . "   | 4,711    | 8,770     | 7,430   | 6,591   | 11,358    | 60,093    | 1,04,894  | 89,794   | 97,517   | 1,30,519 |
| Disinfectants . . . "   | 4,243    | 7,521     | 7,733   | 4,967   | 5,766     | 71,555    | 97,833    | 99,231   | 59,023   | 73,864   |
| Glycerine . . . "   | 2,278    | 2,793     | 3,501   | 2,557   | 3,531     | 53,937    | 64,423    | 67,930   | 59,140   | 54,136   |
| Magnesium compounds . . . "   | 1,299    | 535       | 715     | 997     | 609       | 33,227    | 19,915    | 21,336   | 33,242   | 25,200   |
| Potassium compounds—  |          |           |         |         |           |           |           |          |          |          |
| chromate . . . "  | 5,822    | 2,433     | 2,590   | 764     | 813       | 23,633    | 12,581    | 11,423   | 7,493    | 6,419    |
| Chlorate . . . "  | 1,467    | 553       | 642     | 327     | 919       | 53,901    | 22,506    | 22,397   | 22,204   | 24,373   |
| Other sorts . . . "   | 4,262    | 5,842     | 5,129   | 3,363   | 5,395     | 93,094    | 1,37,173  | 1,27,432 | 86,360   | 1,01,965 |
| Total of Potassium Compounds . . . "  | 218      | 200       | 233     | 246     | 713       | 73,061    | 56,041    | 53,110   | 20,336   | 34,371   |
| Total of Potassium Compounds . . . "  | 5,947    | 6,600     | 6,039   | 4,933   | 7,032     | 2,20,056  | 2,10,325  | 2,07,939 | 1,34,950 | 1,60,714 |

No. 12—continued  
IMPORTS—continued

| PRINCIPAL AND OTHER<br>ARTICLES  | QUANTITY       |                |                |                |                | VALUE            |                  |                  |                  |                  |
|--|----------------|----------------|----------------|----------------|----------------|------------------|------------------|------------------|------------------|------------------|
|  | 1931-32        | 1932-33        | 1933-34        | 1934-35        | 1935-36        | 1931-32          | 1932-33          | 1933-34          | 1934-35          | 1935-36          |
| <b>MADRAS—continued</b>  |                |                |                |                |                | R                | R                | R                | R                | R                |
| <b>FORT ST. GEORGE—continued</b>   |                |                |                |                |                |                  |                  |                  |                  |                  |
| <b>Chemicals, etc.—continued</b>   |                |                |                |                |                |                  |                  |                  |                  |                  |
| <b>Soda compounds—</b>   |                |                |                |                |                |                  |                  |                  |                  |                  |
| Sodium Bicarbonate Cwts.   | 10,890         | 11,695         | 17,409         | 14,100         | 15,683         | 85,655           | 88,652           | 1,26,494         | 76,739           | 81,903           |
| Sodium Bichromate "  | 4,327          | 7,038          | 7,709          | 9,122          | 9,003          | 1,18,173         | 2,19,914         | 1,87,538         | 2,15,355         | 2,05,206         |
| Borax " "  | 2,447          | 1,636          | 1,455          | 1,392          | 1,270          | 33,441           | 24,348           | 24,656           | 16,943           | 17,621           |
| Caustic Soda " "   | 40,232         | 44,838         | 45,660         | 48,733         | 43,802         | 4,60,867         | 5,11,059         | 6,06,754         | 5,04,910         | 4,20,030         |
| Sodium Cyanide " "   | 5,840          | 5,740          | 5,240          | 5,625          | 5,141          | 3,00,740         | 2,95,763         | 2,70,124         | 2,89,900         | 2,37,336         |
| Soda Sulphide " "  | 4,374          | 5,065          | 4,454          | 4,745          | 7,308          | 34,016           | 38,403           | 31,293           | 32,721           | 41,843           |
| Sodium Carbonate " "   | 40,803         | 61,268         | 68,855         | 30,251         | 42,382         | 2,62,592         | 3,64,737         | 4,02,447         | 1,69,150         | 2,14,952         |
| Sodium Silicate " "  | 6,903          | 10,310         | 7,241          | 7,412          | 9,396          | 52,905           | 82,047           | 58,283           | 52,691           | 61,103           |
| Other sorts " "  | 4,340          | 4,201          | 5,528          | 8,838          | 10,554         | 1,53,461         | 1,55,788         | 1,79,902         | 2,55,352         | 2,18,253         |
| <b>Total of Soda compounds "</b>   | <b>120,656</b> | <b>162,941</b> | <b>163,641</b> | <b>130,218</b> | <b>144,665</b> | <b>15,01,350</b> | <b>17,80,801</b> | <b>17,87,681</b> | <b>16,10,961</b> | <b>15,04,987</b> |
| Sulphur (Brimstone) "  | 6,964          | 8,755          | 16,580         | 18,514         | 14,783         | 42,337           | 60,685           | 97,116           | 89,443           | 74,100           |
| Other sorts of chemicals Value   | —              | —              | —              | —              | —              | 5,06,405         | 5,02,818         | 5,66,877         | 6,02,209         | 3,61,321         |
| <b>Total of Chemicals and Chemical preparations (excluding chemical manures and medicines) "</b> | <b>—</b>       | <b>—</b>       | <b>—</b>       | <b>—</b>       | <b>—</b>       | <b>28,95,484</b> | <b>31,45,404</b> | <b>32,24,001</b> | <b>30,36,661</b> | <b>31,74,700</b> |
| <b>Clocks and Watches and parts thereof—</b>   |                |                |                |                |                |                  |                  |                  |                  |                  |
| Clocks and time-pieces No.   | 13,161         | 39,377         | 54,879         | 57,107         | 51,174         | 78,561           | 1,31,181         | 1,68,764         | 1,74,249         | 1,28,631         |
| Watches " "  | 1,456          | 7              | 41             | 1,850          | 984            | 3,551            | 184              | 237              | 3,915            | 7,596            |
| Parts of clocks and watches Value  | —              | —              | —              | —              | —              | 683              | 1,112            | 534              | 6,024            | 13,132           |
| <b>Total of Clocks and watches and parts thereof "</b>   | <b>—</b>       | <b>—</b>       | <b>—</b>       | <b>—</b>       | <b>—</b>       | <b>82,775</b>    | <b>1,32,427</b>  | <b>1,69,535</b>  | <b>1,85,088</b>  | <b>1,40,359</b>  |
| <b>Coal and Coke—</b>  |                |                |                |                |                |                  |                  |                  |                  |                  |
| Coal Tons  | 5,230          | 5              | 275            | 10             | ..             | 88,970           | 385              | 7,980            | 610              | ..               |
| Coke " "   | 650            | 684            | 555            | 750            | 804            | 26,211           | 27,047           | 23,375           | 35,331           | 38,218           |
| <b>Total of Coal and Coke "</b>  | <b>5,880</b>   | <b>639</b>     | <b>830</b>     | <b>760</b>     | <b>804</b>     | <b>1,15,181</b>  | <b>27,432</b>    | <b>31,355</b>    | <b>36,941</b>    | <b>38,218</b>    |
| <b>Coffee other than roasted or ground Cwts.</b>   | <b>495</b>     | <b>821</b>     | <b>..</b>      | <b>..</b>      | <b>..</b>      | <b>30,400</b>    | <b>65,147</b>    | <b>..</b>        | <b>..</b>        | <b>..</b>        |
| Cork Manufactures " "  | ..             | ..             | 865            | 826            | 272            | ..               | ..               | 66,919           | 50,247           | 56,747           |
| Cutlery " " Value  | —              | —              | —              | —              | —              | 1,40,110         | 1,77,262         | 2,00,630         | 2,04,683         | 2,12,881         |
| <b>Drugs and medicines (excluding chemicals and narcotics)—</b>                                  |                |                |                |                |                |                  |                  |                  |                  |                  |
| Camphor Lbs.   | 921,178        | 868,470        | 833,929        | 1,062,340      | 1,089,903      | 12,55,342        | 11,31,587        | 9,76,194         | 10,60,956        | 10,35,107        |
| God liver Oil " "  | 18,807         | 36,743         | 35,609         | 35,678         | 25,547         | 12,076           | 21,379           | 14,323           | 16,948           | 3,433            |
| Preparations of Opium and Morphine Value   | —              | —              | —              | —              | —              | ..               | ..               | 30,754           | 25,353           | 29,336           |
| Proprietary and patent medicines "   | —              | —              | —              | —              | —              | 3,44,144         | 3,62,626         | 4,03,001         | 2,52,631         | 2,61,183         |

TRADE AT CHIEF PORT  
FORT ST. GEORGE

( 154 )

No. 12—continued  
IMPORTS—continued

| PRINCIPAL AND OTHER ARTICLES  | QUANTITY  |           |           |           |           | VALUE     |           |           |           |           |
|---|-----------|-----------|-----------|-----------|-----------|-----------|-----------|-----------|-----------|-----------|
|   | 1931-32   | 1932-33   | 1933-34   | 1934-35   | 1935-36   | 1931-32   | 1932-33   | 1933-34   | 1934-35   | 1935-36   |
| MADRAS—continued  |           |           |           |           |           | R         | R         | R         | R         | R         |
| FORT ST. GEORGE—continued   |           |           |           |           |           |           |           |           |           |           |
| Drugs and Medicines (excluding chemicals and narcotics)—contd.      |           |           |           |           |           |           |           |           |           |           |
| Quinine Salts—  |           |           |           |           |           |           |           |           |           |           |
| Quinine sulphate or bisulphate Lbs.                                 | 4,250     | 4,586     | 4,343     | 6,008     | 5,980     | 78,824    | 82,880    | 82,260    | 1,24,146  | 1,15,135  |
| Quinine hydrochloride or dihydrochloride ..                         | ..        | ..        | 727       | 518       | 447       | ..        | ..        | 17,212    | 19,007    | 10,384    |
| Other sorts ..  | 610       | 1,176     | 635       | 591       | 401       | 19,239    | 31,375    | 15,797    | 33,059    | 17,756    |
| Total of Quinine Salts ..   | 4,860     | 5,762     | 5,755     | 7,115     | 6,888     | 97,563    | 1,18,755  | 1,15,269  | 1,76,302  | 1,49,216  |
| Other sorts of drugs and medicines .. Value                         | —         | —         | —         | —         | —         | 7,75,014  | 8,84,379  | 9,99,464  | 12,12,615 | 13,59,498 |
| Total of Drugs and Medicines (excluding chemicals and narcotics) .. | —         | —         | —         | —         | —         | 24,84,199 | 25,13,726 | 25,39,095 | 27,45,805 | 28,42,877 |
| Dyeing and Tanning substances—                                      |           |           |           |           |           |           |           |           |           |           |
| Barks for Tanning .. Cwts.  | 215,933   | 198,347   | 266,404   | 277,152   | 298,449   | 13,01,516 | 11,68,169 | 13,06,004 | 12,73,237 | 10,77,652 |
| Dyes obtained from coal tar(a)—                                     |           |           |           |           |           |           |           |           |           |           |
| Alizarine .. Lbs.   | 427,700   | —         | —         | —         | —         | 2,23,115  | —         | —         | —         | —         |
| Aniline ..  | 680,482   | —         | —         | —         | —         | 11,42,487 | —         | —         | —         | —         |
| Others ..   | 560,275   | —         | —         | —         | —         | 12,87,845 | —         | —         | —         | —         |
| Indigo Synthetic ..   | 98,520    | —         | —         | —         | —         | 1,14,307  | —         | —         | —         | —         |
| Alizarine—  |           |           |           |           |           |           |           |           |           |           |
| Moist—  |           |           |           |           |           |           |           |           |           |           |
| Not exceeding 10% ..  | —         | 24,230    | 30,808    | 27,780    | 3,960     | —         | 14,473    | 17,390    | 12,010    | 4,511     |
| Over 10% but not exceeding 20% ..                                   | —         | 239,456   | 310,880   | 291,476   | 173,940   | —         | 1,55,887  | 1,92,626  | 1,64,300  | 1,00,194  |
| Exceeding 20% ..  | —         | 43,844    | 30,240    | 18,144    | 17,920    | —         | 52,362    | 34,231    | 19,300    | 21,175    |
| Total Alizarine Moist ..  | —         | 307,030   | 371,928   | 297,400   | 209,820   | —         | 2,23,222  | 2,44,247  | 1,96,570  | 1,25,880  |
| Congo Red ..  | —         | 42,897    | 2,750     | 40,380    | 63,036    | —         | 33,455    | 1,938     | 25,404    | 31,975    |
| Coupling Dyes of the Naphthol group—                                |           |           |           |           |           |           |           |           |           |           |
| Naphthol rapid fast colours (Rapid salts) and bases ..              | —         | 95,899    | 116,105   | 180,067   | 167,339   | —         | 5,15,547  | 4,76,303  | 5,31,062  | 4,09,542  |
| Other sorts ..  | —         | 66,054    | 41,693    | 86,982    | 61,184    | —         | 1,52,747  | 64,019    | 1,46,555  | 79,387    |
| Total of Coupling Dyes, etc. ..                                     | —         | 161,953   | 157,798   | 267,049   | 228,523   | —         | 6,68,294  | 5,40,322  | 6,78,527  | 4,88,929  |
| Vats—   |           |           |           |           |           |           |           |           |           |           |
| Carbazole blue (b) ..   | —         | —         | —         | 80,232    | 16,396    | —         | —         | —         | 1,04,351  | 31,868    |
| Indigo ..   | —         | 158,918   | 94,940    | 13,389    | 102,314   | —         | 2,31,391  | 1,32,982  | 36,170    | 1,39,105  |
| Other sorts—  |           |           |           |           |           |           |           |           |           |           |
| Paste ..  | —         | 220,023   | 134,681   | 235,741   | 154,714   | —         | 5,72,992  | 3,54,734  | 5,84,810  | 3,14,738  |
| Powder ..   | —         | 43,039    | 38,219    | 55,797    | 56,885    | —         | 4,60,496  | 5,13,625  | 7,07,230  | 7,58,049  |
| Total of other sorts ..   | —         | 263,067   | 172,850   | 291,538   | 211,599   | —         | 10,33,488 | 3,68,359  | 13,52,040 | 10,87,785 |
| Total of Vats ..  | —         | 416,985   | 267,790   | 385,159   | 330,309   | —         | 12,64,879 | 10,01,341 | 14,92,561 | 12,38,558 |
| Sulphur black ..  | —         | 266,770   | 178,221   | 321,664   | 298,940   | —         | 1,19,861  | 80,919    | 88,231    | 68,520    |
| Metanil yellow ..   | —         | 27,500    | 41,575    | 42,950    | 35,300    | —         | 24,735    | 30,903    | 32,225    | 25,981    |
| Rhodamines (Carthamines) of concentration of 15% and less ..        | —         | 500       | 300       | 1,200     | ..        | —         | 385       | 340       | 3,414     | ..        |
| Aniline salts ..  | —         | 69,304    | 115,394   | 89,157    | 69,877    | —         | 30,336    | 52,316    | 35,008    | 25,879    |
| Others ..   | —         | 185,073   | 164,416   | 259,550   | 248,800   | —         | 4,02,655  | 3,44,697  | 4,01,304  | 3,55,548  |
| Total of Dyes obtained from coal tar ..                             | 1,751,978 | 1,478,615 | 1,320,142 | 1,744,998 | 1,474,105 | 27,17,254 | 27,72,816 | 22,97,033 | 29,53,262 | 13,61,270 |
| Saffron ..  | 335       | 1,396     | 475       | 400       | 178       | 4,097     | 14,454    | 10,053    | 3,653     | 1,721     |
| Other Sorts (including lac-dye) .. Cwts.                            | 5,712     | 4,268     | ..        | 6,762     | 9,068     | 2,04,141  | 1,49,351  | 1,96,215  | 1,62,108  | 1,74,243  |
| Total of Dyeing and Tanning substances .. Value                     | —         | —         | —         | —         | —         | 42,27,008 | 41,01,790 | 38,99,355 | 43,92,259 | 36,14,691 |

(a) New Sub-heads introduced from 1932-33.  
(b) New Sub-head introduced from 1934-35.

## No. 12—continued

## IMPORTS—continued

| PRINCIPAL AND OTHER ARTICLES   | QUANTITY  |           |           |           |           | VALUE     |           |           |           |           |
|--|-----------|-----------|-----------|-----------|-----------|-----------|-----------|-----------|-----------|-----------|
|  | 1981-82   | 1982-83   | 1983-84   | 1984-85   | 1985-86   | 1981-82   | 1982-83   | 1983-84   | 1984-85   | 1985-86   |
| <b>MADRAS—continued</b>  |           |           |           |           |           | R         | R         | R         | R         | R         |
| <b>FORT ST. GEORGE—continued</b>   |           |           |           |           |           |           |           |           |           |           |
| Earthenware and Porcelain (including pipes of earthenware)                                 |           |           |           |           |           |           |           |           |           |           |
| Earthenware—   |           |           |           |           |           |           |           |           |           |           |
| Sanitary ware . . . Value  | —         | —         | —         | —         | —         | 45,288    | 58,080    | 57,581    | 74,806    | 80,126    |
| Other kinds . . . "  | —         | —         | —         | —         | —         | 98,756    | 1,02,087  | 86,288    | 1,05,980  | 89,145    |
| Porcelain . . . "  | —         | —         | —         | —         | —         | 38,842    | 82,386    | 1,01,138  | 71,220    | 1,83,036  |
| Total of Earthenware and Porcelain . . . "   | —         | —         | —         | —         | —         | 1,82,884  | 2,43,412  | 2,44,009  | 2,51,456  | 3,02,300  |
| Electroplated ware . . . "   | —         | —         | —         | —         | —         | 12,805    | 14,208    | ..        | 13,044    | 10,826    |
| Fire works . . . Lbs   | 182,046   | 142,680   | 214,986   | 202,082   | 430,417   | 49,000    | 1,18,160  | 92,047    | 85,575    | 1,70,126  |
| Fruits and Vegetables—   |           |           |           |           |           |           |           |           |           |           |
| Fresh fruits and vegetables . . . Value  | —         | —         | —         | —         | —         | 57,984    | 68,645    | 81,597    | 1,35,684  | 1,43,141  |
| Fruits and vegetables: dried, salted, or preserved, not being canned or bottled . . . Tons | 108       | 45        | 116       | 233       | 169       | 88,995    | 34,569    | 34,634    | 59,636    | 55,781    |
| Total of Fruits and Vegetables . . . Value   | —         | —         | —         | —         | —         | 1,46,979  | 98,214    | 1,16,231  | 1,95,570  | 1,98,872  |
| Furniture and Cabinetware—   |           |           |           |           |           |           |           |           |           |           |
| Bedsteads . . . "  | —         | —         | —         | —         | —         | 46,499    | 40,174    | 36,557    | 25,182    | 30,172    |
| Furniture of wood (other than bedsteads) . . . "   | —         | —         | —         | —         | —         | 80,021    | 38,664    | 25,188    | 30,378    | 41,168    |
| Furniture of other materials (other than bedsteads) . . . "                                | —         | —         | —         | —         | —         | 59,738    | 1,16,539  | 84,305    | 80,581    | 49,881    |
| Mouldings . . . "  | —         | —         | —         | —         | —         | 1,29,772  | 1,82,714  | 1,08,028  | 1,90,668  | 1,63,860  |
| Total of Furniture and Cabinetware . . . "   | —         | —         | —         | —         | —         | 2,66,025  | 3,73,091  | 2,54,078  | 3,35,754  | 2,84,781  |
| Glass and Glassware—   |           |           |           |           |           |           |           |           |           |           |
| Bangles . . . "  | —         | —         | —         | —         | —         | 3,61,204  | 4,58,207  | 2,59,808  | 2,87,179  | 3,82,694  |
| Beads and false pearls . . . Cwts.   | 522       | 782       | 821       | 828       | 1,292     | 43,209    | 79,566    | 92,542    | 76,848    | 1,13,838  |
| Bottles and Phials—  |           |           |           |           |           |           |           |           |           |           |
| Sodawater bottles . . . Gross  | 3,780     | 6,349     | 1,979     | 3,132     | 11,304    | 91,155    | 1,39,366  | 57,416    | 64,104    | 1,23,485  |
| Others . . . "   | 18,872    | 30,925    | 54,732    | 80,897    | 69,041    | 1,10,174  | 1,25,810  | 1,45,615  | 1,87,905  | 1,77,902  |
| Total of Bottles and Phials . . . "  | 22,652    | 37,274    | 56,711    | 84,029    | 80,345    | 2,01,329  | 2,65,176  | 2,03,031  | 2,52,099  | 3,01,337  |
| Funnels, globes, and glass parts of lamps . . . Value                                      | —         | —         | —         | —         | —         | 2,14,698  | 1,88,170  | 1,18,814  | 98,367    | 88,077    |
| Scientific glassware . . . Sq. Feet  | 2,899,112 | 2,908,627 | 2,736,271 | 3,142,995 | 3,239,368 | 29,343    | 25,046    | 36,897    | 43,495    | 39,480    |
| Sheet and plate . . . Cwts.  | 24,955    | 29,888    | 29,529    | 83,246    | 34,391    | 2,62,066  | 3,42,576  | 2,97,888  | 3,10,612  | 2,68,464  |
| Tableware (including decanters, etc.) . . . Value  | —         | —         | —         | —         | —         | 53,878    | 83,354    | 46,146    | 78,866    | 49,785    |
| Other glassware . . . "  | —         | —         | —         | —         | —         | 1,28,815  | 1,74,498  | 1,61,224  | 2,71,707  | 2,09,525  |
| Total of Glass and Glassware . . . Cwts.   | ..        | ..        | 8,111     | 2,459     | 2,765     | 12,84,542 | 16,16,592 | 12,13,845 | 14,09,172 | 15,37,250 |
| Glass . . . Cwts.  | ..        | ..        | ..        | ..        | ..        | ..        | ..        | 66,758    | 53,200    | 60,041    |
| Grain, Pulse, and Flour—   |           |           |           |           |           |           |           |           |           |           |
| Beans (dry) . . . Tons   | 284       | 150       | 850       | ..        | 2         | 38,233    | 17,039    | 30,719    | ..        | 157       |
| Pulse . . . "  | 192       | 28        | 168       | 925       | 47        | 25,836    | 3,832     | 14,278    | 80,544    | 5,878     |
| Rice in the husk . . . "   | ..        | ..        | ..        | 8,855     | 4,522     | ..        | ..        | ..        | 4,72,207  | 2,78,077  |
| Rice not in the husk . . . "   | 9,507     | 14,792    | 32,492    | 78,482    | 13,715    | 8,26,293  | 12,52,848 | 19,92,766 | 54,63,843 | 9,72,002  |
| Other sorts . . . "  | 855       | 6         | 29        | 279       | ..        | 48,706    | 778       | 4,226     | 23,728    | ..        |
| Total of Grain, Pulse, and Flour . . . "   | 10,388    | 14,886    | 38,084    | 88,541    | 18,286    | 9,29,078  | 12,74,492 | 20,41,984 | 60,89,822 | 12,56,114 |
| Gums and Resins—   |           |           |           |           |           |           |           |           |           |           |
| Benjamin . . . Cwts.   | 4,718     | 5,148     | 5,397     | 5,799     | 6,722     | 2,10,821  | 2,18,419  | 1,93,499  | 1,80,576  | 1,73,549  |
| Dammer (Resins) . . . "  | ..        | ..        | 3,028     | 2,200     | 2,367     | ..        | ..        | 22,593    | 14,989    | 17,784    |
| Resin . . . "  | ..        | ..        | 1,791     | 1,985     | 2,938     | ..        | ..        | 17,635    | 18,027    | 25,017    |
| Other sorts . . . "  | 3,817     | 4,595     | 438       | 849       | 893       | 57,057    | 48,128    | 21,194    | 14,522    | 14,620    |
| Total of Gums and Resins . . . "   | 6,530     | 9,743     | 10,654    | 10,833    | 11,820    | 3,67,878  | 3,61,542  | 2,54,021  | 2,28,114  | 2,30,979  |
| Hardware, excluding Cutlery and Electroplated-ware—  |           |           |           |           |           |           |           |           |           |           |
| Agricultural implements . . . Value  | —         | —         | —         | —         | —         | 78,082    | 62,800    | 75,984    | 12,828    | ..        |
| Buckets of tinned or galvanized iron . . . "   | —         | —         | —         | —         | —         | 2,609     | 1,752     | ..        | 3,204     | 2,522     |
| Builders' hardware, such as locks, hinges, door bolts, etc. . . "                          | —         | —         | —         | —         | —         | 3,21,674  | 3,62,425  | 3,13,541  | 3,80,905  | 4,05,370  |
| Domestic hardware other than enamelled ironware . . . "                                    | —         | —         | —         | —         | —         | 1,36,215  | 1,89,914  | 1,52,985  | 1,46,906  | 1,74,099  |

TRADE AT CHIEF PORT  
FORT ST. GEORGE

( 156 )

No. 12—continued  
IMPORTS—continued

| PRINCIPAL AND OTHER ARTICLES  | QUANTITY |         |         |         |         | VALUE     |           |           |           |           |
|---|----------|---------|---------|---------|---------|-----------|-----------|-----------|-----------|-----------|
|   | 1931-33  | 1932-33 | 1933-34 | 1934-35 | 1935-36 | 1931-32   | 1932-33   | 1933-34   | 1934-35   | 1935-36   |
| <b>MADRAS—continued</b>   |          |         |         |         |         |           |           |           |           |           |
| <b>FORT ST. GEORGE—continued</b>  |          |         |         |         |         |           |           |           |           |           |
| Hardware, excluding Cutlery and Electroplated-ware—continued                              |          |         |         |         |         |           |           |           |           |           |
| Enamelled iron-ware . . . . . Value   | —        | —       | —       | —       | —       | 2,37,783  | 3,40,851  | 3,27,073  | 2,49,021  | 2,80,758  |
| Gas mantles . . . . . Value   | —        | —       | —       | —       | —       | 23,077    | 1,27,716  | 46,627    | 41,108    | 47,035    |
| Implements and tools, other than agricultural implements and machine tools . . . . . No.  | —        | —       | —       | —       | —       | 3,54,498  | 3,30,505  | 3,86,458  | 5,24,929  | 4,80,778  |
| Lamps, metal . . . . . No.  | 557,656  | 692,601 | 760,468 | 795,408 | 670,020 | 4,14,054  | 7,47,004  | 7,39,925  | 7,02,510  | 6,27,745  |
| Parts of lamps, other than glass . . . . . Value  | —        | —       | —       | —       | —       | 57,051    | 96,141    | 72,264    | 75,370    | 71,202    |
| Safes and strong boxes of metal . . . . . No.   | 141      | 130     | —       | 11      | 8       | 3,406     | 5,210     | —         | 2,816     | 1,531     |
| Stoves . . . . . Value  | 24,600   | 17,105  | 20,902  | 19,870  | 10,652  | 51,034    | 34,628    | 44,728    | 47,732    | 32,345    |
| Other sorts . . . . . Value   | —        | —       | —       | —       | —       | 18,57,485 | 10,50,687 | 12,20,273 | 13,17,113 | 11,74,520 |
| Total of Hardware (excluding Cutlery and Electroplatedware) . . . . . Value               | —        | —       | —       | —       | —       | 50,36,968 | 33,38,742 | 33,91,206 | 33,19,828 | 32,97,315 |
| Hides and Skins, raw—   |          |         |         |         |         |           |           |           |           |           |
| Hides, raw . . . . . Tons   | 363      | 251     | 223     | 191     | 197     | —         | —         | —         | —         | —         |
| — No. . . . .   | —        | —       | —       | —       | —       | 1,40,747  | 1,02,078  | 1,15,814  | 1,06,573  | 1,17,464  |
| — Tons . . . . .  | 38,736   | 37,152  | 24,247  | 21,571  | 23,268  | —         | —         | —         | —         | —         |
| — No. . . . .   | 221      | 232     | 392     | 316     | 248     | —         | —         | —         | —         | —         |
| Skins, raw . . . . . Tons   | 521,309  | 377,737 | 538,527 | 355,868 | 343,905 | 4,05,910  | 2,03,563  | 3,75,773  | 2,59,374  | 2,26,009  |
| — No. . . . .   | —        | —       | —       | —       | —       | —         | —         | —         | —         | —         |
| Total of Hides and Skins, raw . . . . . Tons  | 584      | 483     | 580     | 507     | 445     | 6,15,687  | 3,12,241  | 4,01,587  | 3,65,947  | 3,43,583  |
| — No. . . . .   | 555,045  | 414,830 | 562,774 | 377,437 | 367,170 | —         | —         | —         | —         | —         |
| Hops . . . . . Cwts.  | 235      | 208     | ..      | 150     | 97      | 11,768    | 12,635    | ..        | 8,540     | 10,946    |
| Instruments, Apparatus, and Appliances, and parts thereof—                                |          |         |         |         |         |           |           |           |           |           |
| Electrical, including telegraph and telephone apparatus not being machinery—              |          |         |         |         |         |           |           |           |           |           |
| Electric fans and parts thereof . . . . . Value   | —        | —       | —       | —       | —       | 1,64,810  | 2,42,040  | 2,12,733  | 2,65,155  | 3,39,073  |
| Electric wires and cables—  |          |         |         |         |         |           |           |           |           |           |
| Rubber, insulated . . . . . Value   | —        | —       | —       | —       | —       | 2,00,688  | 2,38,296  | 2,43,782  | 4,00,473  | 3,33,334  |
| Insulations, other than rubber . . . . . Value  | —        | —       | —       | —       | —       | 1,72,645  | 5,01,154  | 5,36,184  | 6,65,555  | 5,65,350  |
| Telegraph and telephone wires and cables . . . . . Value                                  | —        | —       | —       | —       | —       | 10,438    | 61,857    | 6,065     | 128       | 21,329    |
| Bare copper wire (electrolytic, other than telegraph and telephone wires) . . . . . Cwts. | 5,200    | 3,040   | 4,526   | 16,099  | 7,833   | 1,33,934  | 93,934    | 1,30,367  | 4,33,060  | 2,33,390  |
| Total of Electric wires and cables . . . . . Value  | —        | —       | —       | —       | —       | 6,32,753  | 9,00,241  | 9,21,398  | 15,04,216 | 11,54,408 |
| Telegraph and Telephone Apparatus . . . . . Value   | —        | —       | —       | —       | —       | 17,894    | 1,09,629  | 74,605    | 82,067    | 80,419    |
| Electric lamps and parts thereof—   |          |         |         |         |         |           |           |           |           |           |
| Electric glow lamps—  |          |         |         |         |         |           |           |           |           |           |
| Gas filled electric bulbs . . . . . No.   | 189,729  | 189,594 | 178,751 | 245,323 | 306,976 | 1,61,579  | 1,37,657  | 1,58,730  | 2,15,961  | 2,23,559  |
| Vacuum electric bulbs . . . . . No.   | 273,985  | 585,024 | 485,975 | 537,439 | 500,395 | 1,53,488  | 2,07,160  | 2,04,953  | 1,71,011  | 1,73,761  |
| Electric bulbs for automobiles . . . . . No.  | 76,195   | 130,000 | 23,472  | 100,069 | 63,794  | 8,859     | 25,401    | 8,106     | 14,047    | 12,207    |
| Electric bulbs for torches . . . . . No.  | 95,059   | 376,110 | 300,038 | 325,059 | 352,856 | 24,238    | 27,949    | 17,215    | 22,706    | 28,780    |
| Wireless valves . . . . . No.   | 6        | 3,718   | ..      | 5       | 1,032   | 14        | 3,434     | ..        | 41        | 2,980     |
| Electric lamps, other sorts . . . . . No.   | 50,802   | 72,908  | 170,795 | 181,607 | 217,301 | 27,548    | 57,548    | 69,738    | 86,269    | 83,348    |
| Parts and accessories of electric lamps . . . . . Value                                   | —        | —       | —       | —       | —       | 65,483    | 1,30,208  | 10,616    | 41,642    | 24,691    |
| Total of Electric Lamps and parts thereof . . . . . Value                                 | —        | —       | —       | —       | —       | 4,46,659  | 6,39,477  | 4,69,403  | 5,52,667  | 5,51,416  |
| Accumulators including parts . . . . . Value  | —        | —       | —       | —       | —       | —         | —         | —         | —         | —         |
| Batteries . . . . . Value   | —        | —       | —       | —       | —       | 282       | 5,039     | ..        | ..        | 1,91,769  |
| Condensers, electric . . . . . Value  | —        | —       | —       | —       | —       | 1,70,475  | 1,42,408  | 2,05,343  | 1,40,124  | 4,651     |
| Carbons, electric . . . . . Value   | —        | —       | —       | —       | —       | 337       | 2,051     | ..        | 8,403     | 9,338     |
| Electric lighting accessories and fittings (including switches) . . . . . Value           | —        | —       | —       | —       | —       | ..        | 3,592     | ..        | 4,679     | ..        |
|   |          |         |         |         |         | 91,248    | 13,282    | 19,300    | 19,949    | 23,419    |

No. 12—continued  
IMPORTS—continued

| PRINCIPAL AND OTHER ARTICLES   | QUANTITY  |         |         |         |           | VALUE     |           |           |           |           |
|--|-----------|---------|---------|---------|-----------|-----------|-----------|-----------|-----------|-----------|
|  | 1931-32   | 1932-33 | 1933-34 | 1934-35 | 1935-36   | 1931-32   | 1932-33   | 1933-34   | 1934-35   | 1935-36   |
| <b>MADRAS—continued</b>  |           |         |         |         |           | R         | R         | R         | R         | R         |
| <b>FORT ST. GEORGE—continued</b>   |           |         |         |         |           |           |           |           |           |           |
| Instruments, Apparatus, and Appliances, and parts thereof—continued                              |           |         |         |         |           |           |           |           |           |           |
| Electrical instruments (other than telegraphic and telephonic)—                                  |           |         |         |         |           |           |           |           |           |           |
| Meters . . . . . Value   | —         | —       | —       | —       | —         | 80,528    | 96,596    | 1,40,852  | 1,53,028  | 1,20,280  |
| Others . . . . . "   | —         | —       | —       | —       | —         | 310       | ..        | ..        | 1,020     | ..        |
| Witch boards (other than telegraph and telephone) . . . . . "                                    | —         | —       | —       | —       | —         | 10,236    | 2,239     | ..        | 6         | 584       |
| Electrical goods and apparatus not enumerated . . . . . "  | —         | —       | —       | —       | —         | 3,70,196  | 6,47,331  | 4,11,653  | 3,98,926  | 4,08,108  |
| Total of Electrical, including telegraph and telephone apparatus not being machinery . . . . . " | —         | —       | —       | —       | —         | 10,04,201 | 28,04,819 | 24,65,831 | 31,26,740 | 28,92,900 |
| Musical—   |           |         |         |         |           |           |           |           |           |           |
| Talking machines and accessories—  |           |         |         |         |           |           |           |           |           |           |
| Talking machines . . . . . No.   | ..        | ..      | 4,005   | 2,897   | 1,157     | ..        | ..        | 89,357    | 62,336    | 34,461    |
| Records . . . . . "  | ..        | ..      | 15,473  | 69,350  | 102,985   | ..        | ..        | 16,643    | 29,878    | 40,503    |
| Accessories . . . . . Value  | —         | —       | —       | —       | —         | ..        | ..        | 29,455    | 88,980    | 23,950    |
| Other sorts (including parts of musical instruments*) . . . . . "                                | —         | —       | —       | —       | —         | ..        | ..        | 53,157    | 34,826    | 19,613    |
| Total of Musical instruments . . . . . "   | —         | —       | —       | —       | —         | 3,21,823  | 3,93,071  | 1,87,043  | 1,75,995  | 1,24,527  |
| Optical . . . . . "  | —         | —       | —       | —       | —         | ..        | ..        | 33,141    | 78,209    | 82,916    |
| Photographic—  |           |         |         |         |           |           |           |           |           |           |
| Cinematographic films—   |           |         |         |         |           |           |           |           |           |           |
| Raw, i.e., Blank films on which no picture has been im-  |           |         |         |         |           |           |           |           |           |           |
| pressed Length in Ft.  | 2,024,912 | 57,320  | 60,018  | 62,475  | 1,638,174 | 71,909    | 4,962     | 3,099     | 3,344     | 67,411    |
| Exposed films . . . . . "  | 745,082   | 974,472 | 473,811 | 217,290 | 90,173    | 58,727    | 74,327    | 64,320    | 40,073    | 13,173    |
| Other than Cinematographic films . . . . . Value   | —         | —       | —       | —       | —         | 1,33,066  | 1,65,021  | 1,95,959  | 3,29,949  | 2,46,042  |
| Scientific and philosophical . . . . . "   | —         | —       | —       | —       | —         | 2,21,803  | 1,19,303  | 1,60,608  | 2,17,687  | 2,00,403  |
| Surgical . . . . . "   | —         | —       | —       | —       | —         | 1,27,937  | 1,30,232  | 1,22,365  | 1,07,397  | 1,06,159  |
| Wireless apparatus . . . . . "   | —         | —       | —       | —       | —         | 23,135    | 26,491    | 33,027    | 66,523    | 2,04,527  |
| Other kinds . . . . . "  | —         | —       | —       | —       | —         | 1,01,598  | 2,06,537  | 2,55,661  | 2,24,111  | 2,24,752  |
| Total of Instruments, Apparatus, and Appliances, and parts thereof . . . . . "                   | —         | —       | —       | —       | —         | 31,94,839 | 38,54,813 | 35,21,538 | 42,70,063 | 41,02,039 |
| Jewellery (excluding imitation Jewellery, etc.)—   |           |         |         |         |           |           |           |           |           |           |
| Jewellery . . . . . "  | —         | —       | —       | —       | —         | 11,158    | 5,654     | ..        | 9,420     | 5,423     |
| Plate of gold and silver . . . . . "   | —         | —       | —       | —       | —         | 8,827     | 7,832     | ..        | 44,171    | 10,579    |
| Total of Jewellery . . . . . "   | —         | —       | —       | —       | —         | 19,985    | 13,486    | ..        | 53,597    | 16,002    |
| Lac . . . . . Cwts.  | 31        | 6       | ..      | 12      | 15        | 1,077     | 525       | ..        | 487       | 364       |
| Leather—   |           |         |         |         |           |           |           |           |           |           |
| Skins, tanned or dressed . . . . . Tons  | 2         | 5       | 2       | ..      | ..        | 12,761    | 17,355    | 6,232     | 1,087     | 901       |
| =No. . . . . "   | 4,289     | 2,675   | 1,278   | 139     | 495       |           |           |           |           |           |
| =No. . . . . "   | 1         | 1       | 6       | 2       | 1         |           |           |           |           |           |
| Skins, tanned or dressed . . . . . Tons  | —         | —       | —       | —       | —         | 13,407    | 15,501    | 23,107    | 5,290     | 5,794     |
| =No. . . . . "   | 3,757     | 6,532   | 31,556  | 1,032   | 6,256     |           |           |           |           |           |
| =No. . . . . "   | 3,899     | 3,117   | 8,495   | 10,079  | 9,664     |           |           |           |           |           |
| Unwrought . . . . . Cwts.  | —         | —       | —       | —       | —         | 20,817    | 29,756    | 66,501    | 1,11,323  | 62,302    |
| Leather cloth including artificial leather . . . . . Sq. yd.                                     | 9,029     | 36,231  | 41,621  | 53,641  | 63,172    | 17,411    | 33,034    | 37,970    | 50,423    | 51,323    |
| Manufactures (excluding boots and shoes and belting for machinery)—                              |           |         |         |         |           |           |           |           |           |           |
| Ploking bands . . . . . Cwts.  | 0         | 7       | 32      | 34      | 5         | 5,023     | 3,091     | 9,083     | 7,320     | 1,003     |
| Other sorts . . . . . "  | 54        | 47      | 54      | 298     | 114       | 15,150    | 13,048    | 14,573    | 15,434    | 19,436    |
| Total of Leather manufactures, etc. . . . . "  | 54        | 54      | 86      | 332     | 119       | 21,087    | 16,139    | 23,656    | 22,754    | 20,444    |
| Total of Leather Value . . . . . "   | —         | —       | —       | —       | —         | 85,473    | 1,11,780  | 1,57,466  | 1,90,862  | 1,41,369  |
| Liquors (including denatured and perfumed spirits)—  |           |         |         |         |           |           |           |           |           |           |
| Ale, beer and porter—  |           |         |         |         |           |           |           |           |           |           |
| Ale and beer—  |           |         |         |         |           |           |           |           |           |           |
| In bottle . . . . . Liq. gals.   | 273,559   | 304,232 | 276,142 | 356,548 | 366,151   | 5,97,539  | 6,69,408  | 6,09,039  | 6,84,362  | 6,74,873  |
| In bulk . . . . . "  | 139,044   | 182,660 | 175,833 | 160,957 | 136,029   | 2,24,079  | 2,33,174  | 2,21,523  | 2,10,077  | 1,89,226  |
| Stout and porter—  |           |         |         |         |           |           |           |           |           |           |
| In bottle . . . . . "  | 6,680     | 7,091   | 10,016  | 10,026  | 8,324     | 25,035    | 25,041    | 33,966    | 33,932    | 30,123    |
| In bulk . . . . . "  | 520       | 803     | 520     | 173     | 230       | 800       | 2,966     | 695       | 770       | 400       |
| Total of Ale, beer, and porter . . . . . "   | 409,803   | 494,851 | 462,511 | 527,709 | 510,784   | 8,47,553  | 9,30,539  | 8,65,223  | 9,29,141  | 8,94,623  |
| Cider and other fermented liquors . . . . . "  | 1,143     | 826     | 1,464   | 2,163   | 2,024     | 6,101     | 3,836     | 6,903     | 9,664     | 3,760     |

TRADE AT CHIEF PORT  
FORT ST. GEORGE

( 158 )

No. 12—continued  
IMPORTS—continued

| PRINCIPAL AND OTHER ARTICLES  | QUANTITY       |                |                |                |                | VALUE            |                  |                  |                  |                  |
|---|----------------|----------------|----------------|----------------|----------------|------------------|------------------|------------------|------------------|------------------|
|   | 1931-32        | 1932-33        | 1933-34        | 1934-35        | 1935-36        | 1931-32          | 1932-33          | 1933-34          | 1934-35          | 1935-36          |
| <b>MADRAS—continued</b>   |                |                |                |                |                |                  |                  |                  |                  |                  |
| <b>FORT ST. GEORGE—continued</b>  |                |                |                |                |                |                  |                  |                  |                  |                  |
| <b>Liquors—continued:</b>   |                |                |                |                |                |                  |                  |                  |                  |                  |
| <b>Spirit—</b>  |                |                |                |                |                |                  |                  |                  |                  |                  |
| Brandy . . . . .  |                |                |                |                |                |                  |                  |                  |                  |                  |
| { Liq. gals. . . . .  | 23,825         | 19,138         | 21,547         | 21,099         | 19,826         | 2,15,648         | 2,22,548         | 2,34,101         | 2,64,722         | 2,76,178         |
| { Proof gals. . . . .   | 18,361         | 14,541         | 15,208         | 16,398         | 15,249         |                  |                  |                  |                  |                  |
| Gin . . . . .   |                |                |                |                |                | 97,829           | 70,812           | 97,423           | 88,915           | 90,346           |
| { Liq. gals. . . . .  | 12,001         | 8,204          | 11,376         | 10,266         | 10,305         |                  |                  |                  |                  |                  |
| { Proof gals. . . . .   | 8,748          | 5,885          | 7,912          | 7,165          | 7,287          |                  |                  |                  |                  |                  |
| Liqueurs . . . . .  |                |                |                |                |                | 22,272           | 6,352            | 9,550            | 24,966           | 14,097           |
| { Liq. gals. . . . .  | 4,870          | 263            | 468            | 1,488          | 731            |                  |                  |                  |                  |                  |
| Rum . . . . .   |                |                |                |                |                | 1,975            | 1,507            | 633              | 1,434            | 1,020            |
| { Liq. gals. . . . .  | 369            | 207            | 52             | 269            | 184            |                  |                  |                  |                  |                  |
| { Proof gals. . . . .   | 473            | 317            | 39             | 271            | 144            |                  |                  |                  |                  |                  |
| Whisky . . . . .  |                |                |                |                |                | 4,71,185         | 4,20,407         | 5,10,151         | 4,10,337         | 3,74,014         |
| { Liq. gals. . . . .  | 30,038         | 27,264         | 33,279         | 26,419         | 24,255         |                  |                  |                  |                  |                  |
| { Proof gals. . . . .   | 22,774         | 20,424         | 24,974         | 20,440         | 18,761         |                  |                  |                  |                  |                  |
| Spirit, present in drugs, medicines, or chemicals . . . . .   |                |                |                |                |                | 2,48,262         | 3,55,507         | 3,41,632         | 3,07,585         | 3,47,693         |
| Spirit, perfumed . . . . .  | 615            | 348            | 373            | 385            | 426            | 38,454           | 25,010           | 33,801           | 30,624           | 40,541           |
| Spirit, denatured—Imported direct . . . . .   | ..             | ..             | 1              | ..             | ..             | ..               | ..               | 5                | ..               | ..               |
| Denatured at Custom House immediately on arrival before clearance . . . . .                                   | 71,526         | 61,272         | 15,795         | 7,721          | 2,822          | 67,945           | 62,179           | 14,096           | 7,694            | 2,640            |
| Other sorts . . . . .   | 2,330          | 1,478          | 1,423          | 2,026          | 4,752          | 81,025           | 60,942           | 49,610           | 65,309           | 84,153           |
| <b>Total of Spirit</b> . . . . .  | <b>153,994</b> | <b>128,642</b> | <b>92,868</b>  | <b>79,572</b>  | <b>74,808</b>  | <b>12,44,598</b> | <b>12,26,164</b> | <b>12,91,111</b> | <b>12,97,586</b> | <b>12,31,797</b> |
| <b>Wines—</b>   |                |                |                |                |                |                  |                  |                  |                  |                  |
| Champagne, and other sparkling wines . . . . .  | 1,066          | 607            | 1,417          | 1,551          | 1,304          | 29,435           | 22,907           | 40,324           | 37,197           | 34,088           |
| Port . . . . .  | 3,497          | 2,449          | 2,598          | 2,836          | 3,850          | 34,472           | 21,871           | 22,450           | 26,871           | 30,906           |
| Still red wines, other than port . . . . .  | 3,480          | 4,734          | 5,295          | 5,347          | 4,108          | 19,616           | 27,687           | 30,701           | 31,226           | 21,936           |
| Sherry, Madeira and Marsala . . . . .   | 3,014          | 1,897          | 3,062          | 4,014          | 4,577          | 35,859           | 25,968           | 41,939           | 44,502           | 56,095           |
| Other sorts, including Vermouth and Ginger wine . . . . .   | 10,414         | 7,677          | 8,708          | 7,870          | 5,177          | 68,558           | 58,170           | 61,212           | 58,045           | 38,216           |
| <b>Total of Wines</b> . . . . .   | <b>21,421</b>  | <b>17,564</b>  | <b>21,075</b>  | <b>21,618</b>  | <b>19,016</b>  | <b>1,32,940</b>  | <b>1,51,573</b>  | <b>1,96,626</b>  | <b>1,97,843</b>  | <b>1,80,341</b>  |
| <b>Total of Liquors, including denatured and perfumed spirits</b> . . . . .                                   | <b>616,361</b> | <b>642,188</b> | <b>577,938</b> | <b>631,067</b> | <b>606,412</b> | <b>22,81,187</b> | <b>23,12,162</b> | <b>29,59,268</b> | <b>28,44,234</b> | <b>28,15,530</b> |
| <b>Machinery and Millwork—</b>  |                |                |                |                |                |                  |                  |                  |                  |                  |
| Prime-movers (other than electrical)—   |                |                |                |                |                |                  |                  |                  |                  |                  |
| Locomotives (including those for railways)—   |                |                |                |                |                |                  |                  |                  |                  |                  |
| Steam Engines . . . . . No.   | 4              | ..             | ..             | ..             | ..             | 31,715           | ..               | ..               | ..               | 3,075            |
| Parts of steam engines Value  | ..             | ..             | ..             | ..             | ..             | 3,546            | 5,558            | ..               | ..               | 1,19,909         |
| Others . . . . .  | ..             | ..             | ..             | ..             | ..             | 21,729           | 35,909           | 31,697           | 1,90,554         | 1,19,909         |
| Railway locomotive engines and tenders and parts thereof . . . . .  | ..             | ..             | ..             | ..             | ..             | 16,05,908        | 5,52,691         | 7,60,851         | 11,05,473        | 5,91,813         |
| Other than Locomotives—   |                |                |                |                |                |                  |                  |                  |                  |                  |
| Gas Engines . . . . . No.   | 8              | 1              | 2              | ..             | ..             | 6,545            | 6,258            | 5,400            | ..               | ..               |
| Parts of gas engines Value  | ..             | ..             | ..             | ..             | ..             | 1,555            | 21,138           | 154              | 2,914            | 1,424            |
| Oil Engines (a) . . . . . No.   | 338            | 301            | 356            | 424            | ..             | 3,34,711         | 4,00,280         | 7,27,829         | 6,44,294         | ..               |
| For marine purposes (b) . . . . .   | ..             | ..             | ..             | ..             | 6              | ..               | ..               | ..               | ..               | 10,403           |
| Others (b) . . . . .  | ..             | ..             | ..             | ..             | 452            | ..               | ..               | ..               | ..               | 6,36,565         |
| Parts of oil engines Value  | ..             | ..             | ..             | ..             | ..             | 2,04,002         | 2,19,868         | 1,41,028         | 1,42,007         | 1,12,332         |
| Steam Engines . . . . . No.   | 4              | 3              | 4              | 4              | 5              | 31,107           | 10,931           | 14,224           | 27,131           | 20,231           |
| Parts of steam engines Value  | ..             | ..             | ..             | ..             | ..             | 13,207           | 57,503           | 5,820            | 8,130            | 3,460            |
| Others . . . . .  | ..             | ..             | ..             | ..             | ..             | 11,422           | 19,611           | 18,337           | 842              | 18,304           |
| <b>Total of Prime-movers (other than Electrical)</b> . . . . .  | ..             | ..             | ..             | ..             | ..             | <b>27,65,537</b> | <b>14,19,187</b> | <b>17,05,840</b> | <b>21,21,345</b> | <b>15,17,586</b> |
| <b>Electrical machinery of all kinds (not including instrument, apparatus, appliances and parts thereof)—</b> |                |                |                |                |                |                  |                  |                  |                  |                  |
| (Count of and Switch gear . . . . .)  | ..             | ..             | ..             | ..             | ..             | 4,90,807         | 3,09,930         | 4,56,990         | 6,62,048         | 10,41,133        |
| Generators, alternators and dynamos . . . . .   | ..             | ..             | ..             | ..             | ..             | 3,45,830         | 5,51,181         | 3,10,301         | 3,11,582         | 1,72,890         |
| Motors . . . . .  | ..             | ..             | ..             | ..             | ..             | 5,56,862         | 1,81,367         | 4,40,645         | 3,41,116         | 5,61,108         |
| Transformers . . . . .  | ..             | ..             | ..             | ..             | ..             | 3,15,170         | 2,22,826         | 3,29,485         | 3,30,936         | 4,28,026         |
| Other kinds . . . . .   | ..             | ..             | ..             | ..             | ..             | 18,09,796        | 11,89,859        | 12,70,365        | 15,11,738        | 15,28,082        |
| <b>Total of Electrical Machinery, etc.</b> . . . . .  | ..             | ..             | ..             | ..             | ..             | <b>35,18,465</b> | <b>22,54,643</b> | <b>28,07,749</b> | <b>34,57,420</b> | <b>37,31,708</b> |

(a) Subdivided into two head from 1935-36.  
(b) Separately specified from 1935-36.

No. 12—continued  
IMPORTS—continued

| PRINCIPAL AND OTHER ARTICLES                                | QUANTITY |         |         |         |         | VALUE    |           |           |           |           |
|---|----------|---------|---------|---------|---------|----------|-----------|-----------|-----------|-----------|
|   | 1931-32  | 1932-33 | 1933-34 | 1934-35 | 1935-36 | 1931-32  | 1932-33   | 1933-34   | 1934-35   | 1935-36   |
| <b>MADRAS—continued</b>                                     |          |         |         |         |         | R        | R         | R         | R         | R         |
| <b>FORT ST. GEORGE—continued</b>                            |          |         |         |         |         |          |           |           |           |           |
| <b>Machinery and Mill work—contd.</b>                       |          |         |         |         |         |          |           |           |           |           |
| Machinery, not being prime-movers or electrical machinery—  |          |         |         |         |         |          |           |           |           |           |
| Aerated water making machinery . . . Value                  | —        | —       | —       | —       | —       | 12,786   | 4,952     | 9,581     | ..        | ..        |
| Agricultural machinery—                                     |          |         |         |         |         |          |           |           |           |           |
| Agricultural tractors and parts . . .                       | —        | —       | —       | —       | —       | 31,593   | 4,056     | 27,330    | 6,260     | 3,385     |
| Ploughs and parts . . .                                     | —        | —       | —       | —       | —       | 4,584    | 47        | 9,240     | 2,260     | 9,193     |
| Others . . .  | —        | —       | —       | —       | —       | 14,560   | 11,735    | 37,885    | 20,869    | 32,909    |
| Bollars . . .   | —        | —       | —       | —       | —       | 2,75,906 | 8,83,737  | 2,71,924  | 2,50,937  | 2,92,821  |
| Leather tanning and curing machinery . . .                  | —        | —       | —       | —       | —       | 12,752   | 10,753    | 10,069    | 16,572    | 39,304    |
| Metal working machinery (including machine tools) . . .     | —        | —       | —       | —       | —       | 2,71,985 | 65,171    | 39,078    | 1,235     | 1,25,175  |
| Mining machinery—   |          |         |         |         |         |          |           |           |           |           |
| Coal . . .  | —        | —       | —       | —       | —       | 9,229    | 19,700    | 2,770     | 23,376    | 3,392     |
| Other sorts . . .   | —        | —       | —       | —       | —       | 48,975   | 37,110    | 1,41,648  | 29,794    | 732       |
| Oil-crushing and refining machinery . . .                   | —        | —       | —       | —       | —       | 4,506    | 1,763     | 5,532     | ..        | 915       |
| Pumping machinery . . .                                     | —        | —       | —       | —       | —       | —        | —         | 1,41,245  | 2,54,629  | 2,16,699  |
| Paper mill machinery . . .                                  | —        | —       | —       | —       | —       | 4,922    | 1,283     | 675       | ..        | ..        |
| Refrigerating machinery . . .                               | —        | —       | —       | —       | —       | 22,501   | 4,893     | 55,233    | 96,579    | 2,62,509  |
| Rice and flour mill machinery . . .                         | —        | —       | —       | —       | —       | 1,33,340 | 2,02,733  | 1,92,665  | 1,92,470  | 1,65,150  |
| Saw mill and woodworking machinery . . .                    | —        | —       | —       | —       | —       | 47,868   | 28,012    | 20,500    | 20,469    | 27,936    |
| Sewing and knitting machines and parts thereof—             |          |         |         |         |         |          |           |           |           |           |
| Sewing and knitting machines No.                            | 2,867    | 4,835   | 5,400   | 5,460   | 7,147   | 2,95,710 | 4,78,650  | 5,47,735  | 7,05,952  | 6,10,040  |
| Parts of sewing and knitting machines and accessories Value | —        | —       | —       | —       | —       | 22,082   | 20,321    | 52,312    | 54,901    | 70,410    |
| Total of Sewing and Knitting Machines, etc.                 | —        | —       | —       | —       | —       | 3,17,792 | 4,98,971  | 6,00,047  | 7,60,853  | 6,80,450  |
| Sugar machinery . . .                                       | —        | —       | —       | —       | —       | 1,02,945 | 4,18,745  | 6,02,261  | 14,76,154 | 1,31,014  |
| Tea machinery . . .   | —        | —       | —       | —       | —       | 15,796   | 15,069    | 1,03,778  | 59,805    | 6,011     |
| <b>Textile machinery—</b>                                   |          |         |         |         |         |          |           |           |           |           |
| Cotton—   |          |         |         |         |         |          |           |           |           |           |
| Bleaching and Dyeing machinery . . .                        | —        | —       | —       | —       | —       | 11,266   | 11,459    | 32,639    | ..        | ..        |
| Spinning machinery . . .                                    | —        | —       | —       | —       | —       | 3,98,151 | 6,87,019  | 12,82,338 | 17,20,450 | 20,33,342 |
| Weaving machinery . . .                                     | —        | —       | —       | —       | —       | 1,34,417 | 2,97,627  | 3,01,334  | 5,40,546  | 2,29,967  |
| Other sorts . . .   | —        | —       | —       | —       | —       | 72,053   | 84,339    | 64,566    | 1,27,501  | 87,741    |
| Total of Cotton machinery . . .                             | —        | —       | —       | —       | —       | 6,16,887 | 10,80,744 | 21,81,977 | 23,97,497 | 33,01,050 |
| Jute . . .  | —        | —       | —       | —       | —       | 5,635    | 4,652     | 30,551    | 17,924    | 14,361    |
| Shuttles (excluding those for sewing machines) . . .        | —        | —       | —       | —       | —       | 4,137    | 21,621    | 14,621    | 9,463     | 26,166    |
| Wool . . .  | —        | —       | —       | —       | —       | 4,493    | 7,517     | 7,225     | ..        | 3,936     |
| Other sorts . . .   | —        | —       | —       | —       | —       | 2,60,269 | 3,35,012  | 3,84,342  | 2,04,337  | 4,39,723  |
| Total of Textile machinery . . .                            | —        | —       | —       | —       | —       | 8,99,461 | 14,49,546 | 26,13,516 | 26,39,276 | 37,35,291 |

\* Shown separately from 1933-34.



TRADE AT CHIEF PORT  
FORT ST. GEORGE

( 160 )

No. 12—continued  
IMPORTS—continued

| PRINCIPAL AND OTHER ARTICLES                                    | QUANTITY |         |         |         |         | VALUE     |           |             |             |             |
|---|----------|---------|---------|---------|---------|-----------|-----------|-------------|-------------|-------------|
|   | 1931-32  | 1932-33 | 1933-34 | 1934-35 | 1935-36 | 1931-32   | 1932-33   | 1933-34     | 1934-35     | 1935-36     |
|   |          |         |         |         |         | £         | R         | R           | R           | R           |
| MADRAS—continued  |          |         |         |         |         |           |           |             |             |             |
| FORT ST. GEORGE—continued                                       |          |         |         |         |         |           |           |             |             |             |
| Machinery and Millwork—contd.                                   |          |         |         |         |         |           |           |             |             |             |
| Machinery not being prime-movers or electrical machinery—contd. |          |         |         |         |         |           |           |             |             |             |
| Typewriters—  |          |         |         |         |         |           |           |             |             |             |
| No.   | 528      | 573     | 608     | 1,314   | 1,541   | 74,438    | 80,233    | 1,00,509    | 1,52,855    | 1,08,062    |
| Parts of typewriters and accessories                            |          |         |         |         |         | 24,540    | 19,002    | 16,975      | 10,011      | 30,561      |
| Total of Typewriters  |          |         |         |         |         | 98,978    | 99,235    | 1,26,574    | 1,72,406    | 2,10,523    |
| Other sorts of machinery (excluding printing machinery)         |          |         |         |         |         | 12,85,482 | 11,28,517 | 20,67,509   | 17,36,888   | 23,18,270   |
| Total of machinery not being prime-movers, etc., or electrical  |          |         |         |         |         | 38,68,186 | 49,36,497 | 70,84,648   | 77,50,392   | 88,79,688   |
| Total of Machinery and Millwork                                 |          |         |         |         |         | 99,50,138 | 86,10,327 | 1,15,98,277 | 1,33,29,157 | 1,41,28,982 |
| Manures (excluding oil cakes)—                                  |          |         |         |         |         |           |           |             |             |             |
| Nitrogenous—  |          |         |         |         |         |           |           |             |             |             |
| Nitrate of Soda   |          | 76      | 358     | 824     | 447     | 18        | 10,195    | 85,031      | 77,197      | 48,043      |
| Sulphate of Ammonia   | 6,395    | 17,907  | 13,741  | 14,911  | 17,594  | 7,35,427  | 18,59,268 | 18,01,202   | 15,67,386   | 17,58,223   |
| Others  | 300      | 400     | 575     | 203     | 26      | 26,987    | 34,035    | 52,165      | 18,174      | 2,697       |
| Potassic—   |          |         |         |         |         |           |           |             |             |             |
| Muriate of Potash   | 1,193    | 984     | 1,220   | 1,530   | 1,036   | 1,48,095  | 1,41,847  | 1,60,139    | 1,68,529    | 1,02,330    |
| Others  | 150      | 189     | 157     | 810     | 506     | 20,352    | 23,016    | 24,599      | 91,301      | 55,875      |
| Phosphatic—   |          |         |         |         |         |           |           |             |             |             |
| Superphosphate  | 395      | 847     | 1,275   | 3,001   | 3,244   | 28,578    | 67,588    | 75,716      | 1,99,746    | 2,22,088    |
| Other kinds   | 241      | 190     | 274     | 622     | 2,011   | 12,163    | 10,874    | 19,899      | 39,415      | 2,12,730    |
| Compounds—  |          |         |         |         |         |           |           |             |             |             |
| Ammonium phosphate  | 2        | 444     | 125     | 1,057   | 325     | 405       | 84,189    | 20,540      | 1,68,922    | 42,140      |
| Others  |          | 329     | 252     | 35      | 135     | 37        | 30,148    | 8,892       | 3,238       | 21,880      |
| Total of Manures  | 8,681    | 21,365  | 17,977  | 22,992  | 25,323  | 9,72,560  | 22,61,160 | 17,58,183   | 23,26,968   | 24,65,786   |
| Matches—  |          |         |         |         |         |           |           |             |             |             |
| Safety  | 6,578    | 1,662   | 861     | 106     | 135     | 7,965     | 1,884     | 740         | 132         | 380         |
| Other sorts   |          | 2       |         |         |         |           | 5         |             |             |             |
| Total of Matches Value  |          |         |         |         |         | 7,965     | 1,889     | 740         | 132         | 380         |
| Metals and Ores—  |          |         |         |         |         |           |           |             |             |             |
| Aluminium—  |          |         |         |         |         |           |           |             |             |             |
| Unwrought (Ingots, blocks and bars, etc.)                       | 118      | 110     |         |         | 1       | 2,262     | 1,346     |             |             | 59          |
| Wrought—  |          |         |         |         |         |           |           |             |             |             |
| Circles   | 861      | 320     | 2,230   | 2,549   | 2,713   | 57,017    | 21,290    | 1,57,665    | 1,85,544    | 1,95,253    |
| Sheets  | 83       | 76      | 120     | 226     | 295     | 4,127     | 8,671     | 7,220       | 15,356      | 22,819      |
| Other manufactures,   | 662      | 560     | 883     | 1,897   | 1,422   | 79,708    | 41,545    | 63,963      | 1,58,486    | 1,28,524    |
| Total of Aluminium  | 1,704    | 1,066   | 3,233   | 4,672   | 4,431   | 1,43,109  | 67,852    | 2,28,848    | 3,59,387    | 3,46,655    |
| Antifriction metal  | 1,087    | 544     | 495     | 876     | 14      | 80,900    | 29,812    | 33,617      | 69,856      | 1,411       |
| Brass, Bronze, and similar alloys and manufactures thereof—     |          |         |         |         |         |           |           |             |             |             |
| Unwrought   | 76       | 834     | 17      | 47      | 104     | 3,054     | 19,577    | 609         | 1,160       | 2,163       |
| Wrought—  |          |         |         |         |         |           |           |             |             |             |
| Mixed or yellow metal, for sheathing                            | 57,643   | 108,200 | 81,071  | 111,832 | 51,622  | 22,30,078 | 35,10,435 | 26,12,618   | 30,22,810   | 18,19,391   |
| Rods  | 350      | 615     | 376     | 671     | 893     | 11,223    | 16,403    | 10,553      | 18,593      | 22,310      |
| Sheets  | 121      | 128     | 88      | 100     | 205     | 5,746     | 6,024     | 4,323       | 3,618       | 3,693       |
| Tubes   | 67       | 515     | 110     | 273     | 316     | 3,181     | 19,741    | 6,323       | 12,393      | 12,690      |
| Wire  | 448      | 302     | 771     | 1,562   | 779     | 19,659    | 34,617    | 27,535      | 49,704      | 23,602      |
| Other sorts   | 767      | 4,650   | 6,584   | 9,027   | 14,015  | 84,278    | 2,17,646  | 2,29,157    | 3,17,349    | 4,20,728    |
| Total of Brass, etc.  | 59,472   | 115,844 | 89,017  | 123,592 | 67,039  | 23,58,229 | 38,24,443 | 28,91,823   | 34,26,225   | 18,10,982   |
| Copper—   |          |         |         |         |         |           |           |             |             |             |
| Ore   |          |         |         |         |         |           |           |             |             | 2           |
| Old, for re-manufacture   |          | 26      | 106     |         | 14      |           | 752       | 2,882       |             | 330         |
| Unwrought—  |          |         |         |         |         |           |           |             |             |             |
| Tiles, ingots, cakes, and bricks                                | 60       | 75      | 285     | 1,639   | 2,481   | 2,563     | 2,774     | 10,161      | 39,840      | 59,327      |
| Other sorts   |          |         |         | 40      | 2,013   |           |           |             | 1,719       | 52,180      |
| Wrought—  |          |         |         |         |         |           |           |             |             |             |
| Sheets  | 15,178   | 28,234  | 26,166  | 34,710  | 16,211  | 6,92,381  | 11,24,898 | 9,31,448    | 11,05,393   | 5,18,565    |
| Wire, excluding wire of telegraph and telephone                 | 365      | 907     | 685     | 644     | 674     | 18,208    | 36,308    | 24,768      | 22,767      | 24,332      |
| Rods  | 379      | 285     | 214     | 921     | 1,083   | 19,667    | 10,250    | 7,952       | 32,064      | 40,030      |
| Tubes   | 882      | 259     | 333     | 554     | 396     | 45,334    | 12,077    | 15,116      | 26,637      | 18,600      |
| Other manufactures  | 322      | 519     | 785     | 1,448   | 1,013   | 21,125    | 47,036    | 37,902      | 50,739      | 48,332      |
| Total of Copper   | 17,186   | 30,305  | 28,564  | 39,056  | 23,890  | 7,97,778  | 12,34,095 | 10,30,219   | 12,78,158   | 7,01,698    |

No. 12—continued  
IMPORTS—continued

| PRINCIPAL AND OTHER ARTICLES  | QUANTITY |         |         |         |         | VALUE     |          |          |          |          |
|---|----------|---------|---------|---------|---------|-----------|----------|----------|----------|----------|
|   | 1931-32  | 1932-33 | 1933-34 | 1934-35 | 1935-36 | 1931-32   | 1932-33  | 1933-34  | 1934-35  | 1935-36  |
| <b>MADRAS—continued</b>   |          |         |         |         |         | R         | R        | R        | R        | R        |
| <b>FORT ST. GEORGE—continued</b>  |          |         |         |         |         |           |          |          |          |          |
| <b>Metals and Ores—continued</b>  |          |         |         |         |         |           |          |          |          |          |
| Ferro Alloy Tons.   | ..       | ..      | ..      | ..      | ..      | ..        | ..       | ..       | ..       | 87       |
| German silver (including nickel silver) Cwts.   | 116      | ..      | 339     | 79      | 340     | 10,276    | 3        | 26,314   | 6,032    | 24,800   |
| <b>Iron—</b>  |          |         |         |         |         |           |          |          |          |          |
| Ore Tons.   | ..       | ..      | ..      | ..      | 50      | ..        | ..       | ..       | ..       | 2,095    |
| Pig ..  | 60       | ..      | ..      | 95      | 175     | 3,902     | ..       | ..       | 6,816    | 25,202   |
| <b>Manufactures—</b>  |          |         |         |         |         |           |          |          |          |          |
| Angle and tee, bolt and rod { Protected, ..<br>Not protected ..                           | ..       | ..      | 4       | 1       | ..      | ..        | 15       | 1,176    | 143      | 47       |
| Bars and channels { Protected ..<br>Not protected ..                                      | 5        | ..      | ..      | 1       | ..      | 421       | ..       | ..       | 293      | ..       |
| Mica bowls ..   | 274      | 298     | 423     | 107     | 346     | 53        | ..       | 6        | 22,340   | 78,001   |
| Total of Iron ..  | 377      | 303     | 432     | 341     | 571     | 90,694    | 78,619   | 1,01,520 | 62,267   | 1,05,945 |
| <b>Steel—</b>   |          |         |         |         |         |           |          |          |          |          |
| Angle and tee { Protected ..<br>Not protected ..  | 1,458    | 1,019   | 922     | 1,240   | 1,567   | 1,39,236  | 82,036   | 88,659   | 1,35,146 | 1,72,161 |
| Spring ..   | ..       | ..      | ..      | ..      | ..      | ..        | 14       | 1,345    | ..       | ..       |
| Bars (other than Cast) { Protected ..<br>Not protected ..                                 | 6,551    | 3,532   | 2,831   | 3,811   | ..      | 6,01,974  | 3,70,479 | 3,17,076 | 5,14,714 | ..       |
| Under ½ inch round or square (b) Protected ..   | 4,139    | 3,713   | 4,155   | 1,937   | ..      | 3,98,409  | 3,37,651 | 3,09,934 | 2,20,755 | ..       |
| All sorts (b) ..  | ..       | ..      | ..      | ..      | 415     | ..        | ..       | ..       | ..       | 43,980   |
| Cast—   |          |         |         |         |         |           |          |          |          |          |
| Tool Steel—   |          |         |         |         |         |           |          |          |          |          |
| High Speed ..   | 81       | 103     | 88      | 89      | 47      | 54,183    | 73,698   | 69,971   | 59,453   | 28,509   |
| Carbon ..   | 117      | 61      | 80      | 26      | 21      | 40,416    | 27,657   | 24,998   | 8,357    | 3,617    |
| Other Cast Steel ..   | 3        | 7       | 3       | 6       | ..      | 420       | 1,189    | 1,256    | 2,081    | ..       |
| Ingot, blooms, etc. ..  | 39       | 13      | 5       | 9       | 23      | 4,522     | 2,556    | 691      | 1,359    | 2,939    |
| Total of Steel ..   | 12,438   | 8,459   | 8,082   | 7,197   | 7,643   | 12,36,174 | 8,97,424 | 8,94,176 | 9,33,470 | 9,43,232 |
| <b>Iron or Steel—</b>   |          |         |         |         |         |           |          |          |          |          |
| Anchors and cables ..   | 7        | ..      | 5       | 4       | ..      | 3,170     | ..       | 2,049    | 1,535    | ..       |
| Beams, pillars, channels, girders, and bridgework { Protected Fabricated, ..<br>Others .. | 846      | 499     | 841     | 164     | 167     | 2,16,478  | 1,17,736 | 1,70,549 | 34,744   | 39,125   |
| Boils and nuts, Protected ..  | 5,526    | 1,309   | 1,922   | 2,118   | 2,196   | 5,17,750  | 1,44,634 | 1,81,235 | 2,33,873 | 2,59,336 |
| Fencing materials (including fencing wire) { Protected, ..<br>Not Protected ..            | 624      | 613     | 716     | 1,039   | 1,043   | 1,63,631  | 1,32,539 | 2,02,426 | 2,30,353 | 2,72,919 |
| Hoops and strips ..   | 810      | 481     | 506     | 495     | ..      | 69,742    | 1,24,214 | 1,15,312 | 1,15,695 | ..       |
| Nails, rivets, and washers { Protected ..<br>Not protected ..                             | ..       | ..      | ..      | ..      | 813     | ..        | ..       | ..       | ..       | 1,35,358 |
| Pipes and fittings ..   | 424      | 937     | 1,032   | 1,278   | 1,461   | 61,329    | 1,07,580 | 1,33,008 | 1,65,755 | 1,91,912 |
| Rails, chairs, and fishplates (excluding those for railways)—                             | 213      | 330     | 274     | 301     | 543     | 65,197    | 66,668   | 56,354   | 62,661   | 93,229   |
| Protected—  |          |         |         |         |         |           |          |          |          |          |
| Balls weighing 30 lbs. per yard and over and fishplates. ..                               | 857      | 326     | 441     | 351     | 499     | 1,04,113  | 1,07,805 | 2,42,762 | 1,37,370 | 2,79,991 |
| Others ..   | 204      | 197     | 267     | 261     | 95      | 69,361    | 55,145   | 91,490   | 1,32,469 | 75,233   |
| Not protected ..  | 1,019    | 53      | 192     | 113     | 376     | 1,49,652  | 8,811    | 27,322   | 26,302   | 75,973   |
| Screws—   | 101      | 70      | 150     | 77      | 107     | 13,295    | 8,598    | 18,749   | 9,759    | 19,705   |
| Wood Screws ..  | ..       | 17      | 256     | 129     | 287     | ..        | 3,956    | 41,294   | 36,670   | 40,993   |
| Metal thread screws ..  | 199      | 208     | 141     | 203     | 162     | 1,19,516  | 1,10,659 | 69,334   | 97,493   | 72,731   |
| Sheets and plates—  | 1        | ..      | ..      | ..      | ..      | 929       | 271      | ..       | ..       | ..       |
| Galvanized—   |          |         |         |         |         |           |          |          |          |          |
| Corrugated Protected ..   | 2,251    | 1,639   | 1,307   | 815     | 931     | 3,59,204  | 2,56,719 | 2,51,148 | 1,05,053 | 1,63,242 |
| Plain { Protected ..<br>Not protected ..  | 791      | 1,345   | 1,206   | 707     | 784     | 1,36,015  | 2,35,358 | 2,62,493 | 1,43,433 | 1,57,063 |
| Tinned—   | 67       | 13      | 43      | 34      | ..      | 12,505    | 2,521    | 8,444    | 7,019    | ..       |
| Tin plates Protected ..   | 1,273    | 753     | 907     | 621     | 772     | 3,73,249  | 2,31,569 | 3,00,419 | 2,21,506 | 2,92,655 |

(a) Sub-divided into two heads from 1935-36.  
(b) Shown separately from 1935-36.

TRADE AT CHIEF PORT  
FORT ST. GEORGE

( 162 )

No. 12—continued  
IMPORTS—continued

| PRINCIPAL AND OTHER ARTICLES                         | QUANTITY |         |         |         |         | VALUE     |           |           |           |           |
|--|----------|---------|---------|---------|---------|-----------|-----------|-----------|-----------|-----------|
|  | 1931-32  | 1932-33 | 1933-34 | 1934-35 | 1935-36 | 1931-32   | 1932-33   | 1933-34   | 1934-35   | 1935-36   |
| MADRAS—continued                                     |          |         |         |         |         | R         | R         | R         | R         | R         |
| Fort St. George—continued                            |          |         |         |         |         |           |           |           |           |           |
| Metals and Ores—continued                            |          |         |         |         |         |           |           |           |           |           |
| Iron or Steel—continued                              |          |         |         |         |         |           |           |           |           |           |
| Not galvanized or tinned—                            |          |         |         |         |         |           |           |           |           |           |
| Sheets up to 1/4" thick . . . Tons                   | 1,681    | 2,150   | 2,118   | 1,727   | 1,240   | 2,16,519  | 2,85,588  | 2,99,177  | 2,62,172  | 1,88,408  |
| Plates over 1/4" thick . . . "                       | 962      | 411     | 464     | 780     | 787     | 1,10,852  | 56,920    | 64,075    | 99,029    | 05,594    |
| Total of sheets and plates not galvanized or tinned— |          |         |         |         |         |           |           |           |           |           |
| Protected, fabricated . . . "                        | ..       | 3       | 86      | ..      | ..      | ..        | 1,106     | 17,725    | ..        | ..        |
| Processed, others . . . "                            | 2,642    | 2,552   | 2,494   | 2,507   | 2,007   | 2,27,019  | 3,39,779  | 3,45,527  | 3,61,201  | 2,84,002  |
| Not protected . . . "                                | 1        | 6       | ..      | ..      | ..      | 352       | 1,623     | ..        | ..        | ..        |
| Total . . . "  | 2,642    | 2,561   | 2,582   | 2,507   | 2,007   | 2,27,371  | 3,42,508  | 3,63,252  | 3,61,201  | 2,84,002  |
| Sleepers and Keys of Iron or Steel—                  |          |         |         |         |         |           |           |           |           |           |
| Protected . . . "                                    | 281      | 122     | 18      | 199     | 1,266   | 48,080    | 87,188    | 7,695     | 81,071    | 1,86,578  |
| Not protected . . . "                                | 2        | ..      | 1       | 26      | ..      | 3,280     | ..        | 275       | 13,994    | ..        |
| Tubes, pipes and fittings—                           |          |         |         |         |         |           |           |           |           |           |
| Wrought—   |          |         |         |         |         |           |           |           |           |           |
| Protected . . . "                                    | ..       | ..      | 167     | 14      | 27      | 165       | 67        | 54,742    | 4,874     | 5,407     |
| Not protected . . . "                                | 3,936    | 2,782   | 2,956   | 2,939   | 5,789   | 10,60,989 | 6,79,276  | 6,98,904  | 6,88,815  | 9,95,372  |
| Wire nails—  |          |         |         |         |         |           |           |           |           |           |
| Protected . . . "                                    | 25       | 1,786   | 1,791   | 1,588   | 2,574   | 4,829     | 3,19,202  | 3,17,100  | 2,62,840  | 3,75,152  |
| Not protected . . . "                                | 1,239    | ..      | ..      | ..      | ..      | 2,01,689  | ..        | ..        | ..        | ..        |
| Wire rope—   |          |         |         |         |         |           |           |           |           |           |
| Black . . . "  | 161      | 69      | 82      | 258     | 128     | 67,278    | 37,511    | 47,077    | 1,66,112  | 83,988    |
| Galvanized . . . "                                   | 185      | 76      | 67      | 82      | 163     | 74,859    | 52,759    | 29,207    | 36,201    | 37,060    |
| Wire other than fencing wire—                        |          |         |         |         |         |           |           |           |           |           |
| Protected . . . "                                    | 17       | 385     | 491     | 372     | 662     | 3,594     | 78,878    | 92,783    | 67,615    | 84,195    |
| Not protected . . . "                                | 854      | 4       | 62      | 114     | 24      | 70,798    | 1,010     | 11,224    | 21,028    | 3,811     |
| Other manufactures of iron or steel—                 |          |         |         |         |         |           |           |           |           |           |
| Protected . . . "                                    | 285      | 327     | 293     | 392     | 1,010   | 40,338    | 79,645    | 47,663    | 69,196    | 1,45,107  |
| Not protected . . . "                                | 826      | 590     | 503     | 961     | 762     | 3,09,023  | 1,72,952  | 1,52,091  | 3,01,842  | 2,56,047  |
| Total of Iron or Steel . . . "                       | 24,242   | 17,532  | 19,749  | 18,162  | 25,038  | 47,62,378 | 36,21,244 | 39,46,321 | 39,96,325 | 46,28,644 |
| Total of Iron and Steel . . . "                      | 37,057   | 26,285  | 27,263  | 25,670  | 33,252  | 60,89,141 | 45,97,227 | 49,42,017 | 49,92,062 | 56,77,871 |
| Lead—  |          |         |         |         |         |           |           |           |           |           |
| Unwrought—   |          |         |         |         |         |           |           |           |           |           |
| Pig . . . Cwts.                                      | 2,056    | 1,945   | 1,512   | 1,090   | 1,390   | 20,804    | 22,917    | 14,221    | 11,209    | 15,866    |
| Other sorts . . . "                                  | 211      | 590     | 1,168   | 1,915   | 849     | 1,595     | 3,671     | 6,238     | 10,256    | 4,495     |
| Wrought—   |          |         |         |         |         |           |           |           |           |           |
| Sheets . . . "                                       | 598      | 1,104   | 567     | 975     | 1,346   | 8,067     | 12,116    | 6,229     | 10,719    | 19,783    |
| Pipes and tubes . . . "                              | 942      | 1,012   | 792     | 1,493   | 1,679   | 40,612    | 50,806    | 27,314    | 59,507    | 93,766    |
| Sheets, for tea chests . . . "                       | 426      | 193     | 200     | 150     | ..      | 8,076     | 5,245     | 3,970     | 1,692     | ..        |
| Other sorts . . . "                                  | 135      | 2,318   | 2,080   | 259     | 421     | 3,817     | 17,845    | 1,82,905  | 12,057    | 4,455     |
| Total of Lead . . . "                                | 4,368    | 7,167   | 6,264   | 5,882   | 5,685   | 83,571    | 1,12,600  | 1,90,927  | 1,05,440  | 1,38,345  |
| Quicksilver . . . Lbs.                               | 42,663   | 77,550  | 82,889  | 71,435  | 141,578 | 1,74,436  | 2,72,098  | 2,05,380  | 1,71,980  | 3,04,855  |
| Solder . . . Cwts.                                   | 542      | 556     | 310     | 509     | 348     | 26,828    | 20,466    | 24,532    | 44,353    | 29,698    |
| Tin—   |          |         |         |         |         |           |           |           |           |           |
| Unwrought (blocks, ingots, bars and slabs) . . . "   | 3,868    | 4,608   | 3,196   | 2,740   | 3,805   | 3,32,762  | 4,14,192  | 4,39,341  | 4,22,028  | 5,67,199  |
| Other Sorts . . . "                                  | ..       | 2       | 6       | ..      | 3       | 117       | 286       | 826       | 8         | 987       |
| Total of Tin . . . "                                 | 3,868    | 4,610   | 3,202   | 2,740   | 3,808   | 3,32,879  | 4,14,388  | 4,40,167  | 4,22,036  | 5,68,186  |

No. 12—continued  
IMPORTS—continued

| PRINCIPAL AND OTHER ARTICLES  | QUANTITY      |               |               |               |               | VALUE              |                    |                    |                    |                  |
|---|---------------|---------------|---------------|---------------|---------------|--------------------|--------------------|--------------------|--------------------|------------------|
|   | 1931-32       | 1932-33       | 1933-34       | 1934-35       | 1935-36       | 1931-32            | 1932-33            | 1933-34            | 1934-35            | 1935-36          |
| <b>MADRAS—continued</b>   |               |               |               |               |               | R                  | R                  | R                  | R                  | R                |
| <b>FORT ST. GEORGE—continued</b>  |               |               |               |               |               |                    |                    |                    |                    |                  |
| <b>Metals and Ores—concd.</b>   |               |               |               |               |               |                    |                    |                    |                    |                  |
| Zinc or spelter—<br>Unwrought . . . Cwts.   | 391           | 1,208         | 1,127         | 706           | 449           | 4,024              | 11,681             | 13,559             | 9,087              | 5,440            |
| Wrought or manufac-<br>tured . . . "  | 2,746         | 2,891         | 3,025         | 3,905         | 4,772         | 42,376             | 47,573             | 53,925             | 62,305             | 74,957           |
| <b>Total of Zinc or Spelter,</b>  | <b>3,137</b>  | <b>4,099</b>  | <b>4,152</b>  | <b>4,701</b>  | <b>5,221</b>  | <b>46,400</b>      | <b>59,254</b>      | <b>67,484</b>      | <b>71,372</b>      | <b>80,397</b>    |
| <b>Metals, unenumerated "</b>   | <b>1,634</b>  | <b>1,317</b>  | <b>1,254</b>  | <b>1,201</b>  | <b>1,664</b>  | <b>44,032</b>      | <b>38,918</b>      | <b>45,534</b>      | <b>36,512</b>      | <b>70,627</b>    |
| <b>Ores, unenumerated .Tons</b>   | <b>..</b>     | <b>..</b>     | <b>1</b>      | <b>6</b>      | <b>..</b>     | <b>..</b>          | <b>..</b>          | <b>95</b>          | <b>150</b>         | <b>26</b>        |
| <b>Total of metals and Ores "</b>   | <b>41,732</b> | <b>34,595</b> | <b>34,138</b> | <b>34,017</b> | <b>38,988</b> | <b>1,01,87,579</b> | <b>1,06,80,211</b> | <b>1,01,26,957</b> | <b>1,10,33,568</b> | <b>98,14,738</b> |
| <b>Oils—</b>  |               |               |               |               |               |                    |                    |                    |                    |                  |
| <b>Animal—</b>  |               |               |               |               |               |                    |                    |                    |                    |                  |
| Fish oil . . . {<br>Cwts. 1,858 10,849 5,570 522 89<br>Gals. 16,877 134,843 69,355 4,500 7,248                              |               |               |               |               |               | 29,205             | 2,32,456           | 92,749             | 7,350              | 13,027           |
| Other kinds . . . {<br>Cwts. 136 147 28 24 75<br>Gals. 1,670 1,621 359 300 938  |               |               |               |               |               | 2,930              | 1,759              | 1,632              | 993                | 2,644            |
| Essential . . . {<br>Lbs. 17,694 32,281 21,274 18,181 23,753<br>Gals. 1,904 3,589 2,345 2,005 2,601                         |               |               |               |               |               | 77,140             | 66,163             | 88,732             | 75,118             | 1,06,649         |
| <b>Mineral—</b>   |               |               |               |               |               |                    |                    |                    |                    |                  |
| Fuel oils . . . {<br>Gals. 15,199,939 12,498,071 17,799,614 9,906,524 14,399,072<br>Tons 60,977 50,399 72,355 40,490 60,497 |               |               |               |               |               | 29,41,679          | 21,42,093          | 30,55,979          | 16,16,163          | 23,24,314        |
| Kerosene in bulk Gals.  | 3,797,738     | 5,012,040     | 3,320,248     | 5,191,445     | 4,262,280     | 25,87,701          | 39,06,436          | 21,37,034          | 33,03,636          | 26,73,007        |
| Kerosene in tins "  | 6,641         | 205           | 205           | 46,200        | ..            | 2,014              | 211                | 211                | 13,790             | ..               |
| Lubricating oils . . "  | 1,127,845     | 1,115,260     | 1,105,576     | 1,233,699     | 1,097,666     | 12,73,121          | 20,43,464          | 10,19,569          | 9,06,292           | 8,27,166         |
| Petroleum, dangerous,<br>flashing below 76° F.<br>(Benzene, Benzol Petrol<br>and other motor<br>spirits) . . . "            | 3,013,931     | 1,221,702     | 2,000         | ..            | 386,562       | 36,77,363          | 16,15,722          | 3,313              | ..                 | 9,36,562         |
| Paints, Solutions and<br>Compositions, etc. . . "   | ..            | ..            | ..            | ..            | 87            | ..                 | ..                 | ..                 | ..                 | 907              |
| White oil . . . "   | ..            | 98            | ..            | 44            | 5,332         | ..                 | 143                | ..                 | 87                 | 4,785            |
| Other kinds . . . "   | 54,634        | 53,353        | 45,164        | 47,079        | 34,465        | 65,493             | 62,213             | 53,026             | 47,942             | 46,261           |
| Mineral grease (in-<br>cluding) petro-<br>leum jelly . . . Lbs.   | 440,935       | 316,344       | 557,249       | 379,318       | 499,741       | 73,314             | 69,231             | 1,02,570           | 53,085             | 77,632           |
| Turkey red oil . . . gals.  | 1,355         | 1             | ..            | ..            | ..            | 3,599              | 2                  | ..                 | ..                 | ..               |
| <b>Vegetable, non-essen-<br/>tial—</b>  |               |               |               |               |               |                    |                    |                    |                    |                  |
| Coconut . . . {<br>Cwts. 491 5,463 455 790 7,329<br>Gals. 6,067 65,709 5,484 9,430 37,945                                   |               |               |               |               |               | 7,705              | 85,143             | 6,140              | 3,795              | 1,12,777         |
| Linseed . . . {<br>Cwts. 1,158 1,137 779 904 484<br>Gals. 14,319 14,122 9,760 11,268 6,018                                  |               |               |               |               |               | 42,376             | 37,073             | 20,649             | 24,553             | 12,664           |
| Other sorts . . . {<br>Cwts. 2,750 493 443 353 764<br>Gals. 23,449 5,940 5,129 4,217 9,617                                  |               |               |               |               |               | 24,515             | 3,767              | 12,327             | 9,025              | 15,393           |
| <b>Total of Oils . Value</b>  | <b>—</b>      | <b>—</b>      | <b>—</b>      | <b>—</b>      | <b>—</b>      | <b>1,03,09,070</b> | <b>92,70,925</b>   | <b>65,84,431</b>   | <b>60,71,359</b>   | <b>71,54,534</b> |
| <b>Paints and Painter's<br/>materials—</b>  |               |               |               |               |               |                    |                    |                    |                    |                  |
| <b>Paints and Colours—</b>  |               |               |               |               |               |                    |                    |                    |                    |                  |
| Barytes . . . Cwts.   | 749           | 611           | 140           | 65            | 62            | 2,761              | 2,223              | 522                | 253                | 192              |
| Blue paint and Paris<br>Blue . . . "  | 1,061         | 1,350         | 1,327         | 1,165         | 1,216         | 52,239             | 67,765             | 62,438             | 53,213             | 61,696           |
| Graphite . . . "  | 662           | 551           | 500           | 334           | 332           | 24,076             | 14,032             | 13,709             | 35,614             | 25,676           |
| <b>Red Lead—</b>  |               |               |               |               |               |                    |                    |                    |                    |                  |
| Genuine, dry . . . "  | 499           | 697           | 715           | 1,723         | 620           | 11,574             | 11,079             | 10,633             | 24,453             | 8,604            |
| Reduced . . . "   | 31            | ..            | 2             | 4             | ..            | 1,543              | ..                 | 39                 | 69                 | ..               |
| <b>White Lead—</b>  |               |               |               |               |               |                    |                    |                    |                    |                  |
| Genuine, dry . . . "  | 166           | 273           | 172           | 38            | 420           | 5,123              | 3,007              | 4,830              | 1,221              | 10,026           |
| Reduced . . . "   | 2             | 6             | ..            | 2             | ..            | 60                 | 210                | 7                  | 79                 | 14               |
| Genuine, moist . . . "  | 13            | 96            | 50            | 160           | 33            | 524                | 2,603              | 1,313              | 4,531              | 903              |
| Reduced . . . "   | ..            | 5             | ..            | 11            | 1             | ..                 | 110                | ..                 | 563                | 27               |

| PRINCIPAL AND OTHER ARTICLES  | QUANTITY |         |         |         |         | VALUE     |           |           |          |           |
|---|----------|---------|---------|---------|---------|-----------|-----------|-----------|----------|-----------|
|   | 1931-32  | 1932-33 | 1933-34 | 1934-35 | 1935-36 | 1931-32   | 1932-33   | 1933-34   | 1934-35  | 1935-36   |
| MADRAS—continued  |          |         |         |         |         | R         | R         | R         | R        | R         |
| FORT ST. GEORGE—continued   |          |         |         |         |         |           |           |           |          |           |
| Paints and Painters' materials—<br>contd.                                     |          |         |         |         |         |           |           |           |          |           |
| Paints and Colours—contd.   |          |         |         |         |         |           |           |           |          |           |
| Lithopone, dry . Cwts.  | 278      | 147     | 21      | ..      | 40      | 2,023     | 1,619     | 216       | ..       | 370       |
| White moist . . "   | ..       | ..      | ..      | ..      | 60      | ..        | ..        | ..        | ..       | 592       |
| Zinc white—<br>Genuine, dry . . "   | 291      | 354     | 305     | 84      | 22      | 5,818     | 7,416     | 6,073     | 2,190    | 463       |
| Reduced, " . . "  | 370      | 617     | 923     | 548     | 741     | 4,418     | 7,727     | 10,026    | 5,722    | 7,504     |
| Genuine, moist . . "  | 278      | 751     | 432     | 195     | 905     | 6,170     | 13,874    | 8,051     | 5,032    | 16,414    |
| Reduced, " . . "  | 77       | 12      | 5       | 3       | 46      | 1,417     | 343       | 80        | 1        | 402       |
| Other sorts—  |          |         |         |         |         |           |           |           |          |           |
| White dry . . . "   | 181      | ..      | 208     | 20      | 213     | 4,608     | ..        | 4,189     | 468      | 5,100     |
| Coloured dry . . "  | 6,408    | 6,232   | 6,495   | 5,993   | 6,484   | 1,92,708  | 1,82,774  | 1,84,084  | 1,72,300 | 1,08,300  |
| White moist . . "   | 3,096    | 1,078   | 2,027   | 1,645   | 1,536   | 77,220    | 24,593    | 46,072    | 36,900   | 33,441    |
| Coloured moist . . "  | 6,104    | 4,222   | 4,440   | 6,569   | 8,599   | 1,49,375  | 1,32,556  | 1,44,313  | 2,15,440 | 3,17,084  |
| Painters' materials<br>(other than paints<br>and colours)—                    |          |         |         |         |         |           |           |           |          |           |
| Turpentine—   |          |         |         |         |         |           |           |           |          |           |
| Genuine Tur-<br>pentine . . . "   | 269      | 231     | 256     | 241     | 355     | 10,234    | 7,317     | 8,863     | 6,766    | 8,532     |
| Turpentine sub-<br>stitute . . . "  | 169      | 269     | 310     | 347     | 462     | 3,318     | 5,066     | 5,909     | 6,004    | 7,910     |
| Varnish—  |          |         |         |         |         |           |           |           |          |           |
| Enamels . . . "   | 832      | 794     | 694     | 605     | 165     | 72,500    | 69,725    | 69,440    | 63,136   | 10,234    |
| Laquees . . . "   | 34       | 120     | 26      | 132     | 9       | 4,153     | 12,036    | 4,416     | 8,472    | 1,302     |
| Other kinds . . . "   | 3,084    | 2,573   | 2,434   | 2,373   | 1,978   | 1,59,325  | 1,30,078  | 1,18,695  | 1,03,232 | 93,223    |
| Other kinds of pain-<br>ters' materials Value                                 | —        | —       | —       | —       | —       | 44,200    | 54,655    | 86,721    | 70,374   | 71,434    |
| Total of Paints and<br>Painters' materials                                    | —        | —       | —       | —       | —       | 8,36,583  | 7,45,953  | 7,93,745  | 8,21,180 | 8,59,016  |
| Paper and Pasteboard—   |          |         |         |         |         |           |           |           |          |           |
| Packing and wrapping<br>paper—  |          |         |         |         |         |           |           |           |          |           |
| Kraft including imi-<br>tation kraft (a) . Cwts.                              | —        | —       | —       | —       | 14,807  | —         | —         | —         | —        | 1,07,126  |
| Brown wrappings,<br>other sorts (a) . . "                                     | —        | —       | —       | —       | 1,123   | —         | —         | —         | —        | 9,925     |
| Coloured machine-<br>glazed pressings (a) "                                   | —        | —       | —       | —       | 2,651   | —         | —         | —         | —        | 23,800    |
| Manilla machine-<br>glazed and un-<br>glazed and sul-<br>phite envelope (a) " | —        | —       | —       | —       | 781     | —         | —         | —         | —        | 18,402    |
| Fancy includin-<br>g embossed<br>paper (a) . . . "                            | —        | —       | —       | —       | 54      | —         | —         | —         | —        | 1,528     |
| Other sorts (a) . . "   | —        | —       | —       | —       | 12,966  | —         | —         | —         | —        | 2,22,124  |
| Total of Packing and<br>Wrapping Paper (b)                                    | 18,119   | 17,784  | 19,678  | 21,060  | 32,392  | 1,05,002  | 2,54,503  | 2,75,530  | 3,44,431 | 4,42,900  |
| Printing paper—   |          |         |         |         |         |           |           |           |          |           |
| News printing (c) { Protected " . . . "                                       | ..       | ..      | ..      | ..      | —       | ..        | ..        | ..        | ..       | —         |
| Not protected " . . . "   | 57,675   | 65,196  | 75,782  | 80,696  | —       | 6,56,931  | 6,77,217  | 6,83,972  | 6,71,233 | —         |
| Other sorts (c) { Protected " . . . "   | 21,629   | 24,550  | 24,308  | 19,155  | —       | 3,95,611  | 4,21,275  | 3,74,106  | 2,95,919 | —         |
| Not protected " . . . "   | 40,473   | 36,094  | 33,553  | 28,974  | —       | 4,31,692  | 3,93,970  | 3,43,860  | 2,74,065 | —         |
| Machine-glazed<br>Poster paper (a) . . "                                      | —        | —       | —       | —       | 3,740   | —         | —         | —         | —        | 46,269    |
| Litho (a) . . . "   | —        | —       | —       | —       | 74      | —         | —         | —         | —        | 1,673     |
| White Printing paper<br>other than machine-<br>glazed poster and<br>litho—    |          |         |         |         |         |           |           |           |          |           |
| News Printing (a) . . "   | —        | —       | —       | —       | 105,791 | —         | —         | —         | —        | 8,16,895  |
| Others (a) . . . "  | —        | —       | —       | —       | 15,934  | —         | —         | —         | —        | 1,62,390  |
| Other sorts (a) . . . "   | —        | —       | —       | —       | 63,319  | —         | —         | —         | —        | 6,80,800  |
| Total Print-<br>ing Paper. { Protected " . . . "                              | 21,629   | 24,550  | 24,308  | 19,155  | 22,081  | 3,95,611  | 4,21,275  | 3,74,106  | 2,95,919 | 8,58,878  |
| Not protected " . . . "   | 98,148   | 101,290 | 109,340 | 109,670 | 165,877 | 10,96,623 | 10,71,187 | 10,27,832 | 9,45,348 | 13,40,019 |

(a) Separately recorded from 1935-36.  
(b) Figures prior to 1935-36 represent packing paper only.  
(c) Discontinued from 1935-36.

## No. 12—continued

## IMPORTS—continued

| PRINCIPAL AND OTHER ARTICLES  | QUANTITY        |         |         |         |          | VALUE   |           |           |           |           |
|---|-----------------|---------|---------|---------|----------|---------|-----------|-----------|-----------|-----------|
|   | 1931-32         | 1932-33 | 1933-34 | 1934-35 | 1935-36  | 1931-32 | 1932-33   | 1933-34   | 1934-35   | 1935-36   |
|   |                 |         |         |         |          | Rs      | Rs        | Rs        | Rs        | Rs        |
| <b>MADRAS—continued</b>   |                 |         |         |         |          |         |           |           |           |           |
| <b>Fort St. George—continued</b>  |                 |         |         |         |          |         |           |           |           |           |
| <b>Paper and Pasteboard—cont'd.</b>   |                 |         |         |         |          |         |           |           |           |           |
| <b>Writing paper and envelopes—</b>   |                 |         |         |         |          |         |           |           |           |           |
| <b>Writing paper in large sheets—</b>   |                 |         |         |         |          |         |           |           |           |           |
| Protected   | Reams           | 121,225 | 92,666  | 97,274  | 78,874   | —       | 4,49,641  | 3,39,957  | 3,35,788  | 2,99,249  |
|   | Cwts.           | 15,942  | 11,992  | 13,908  | 12,172   | —       | —         | —         | —         | —         |
| Note and letter paper and envelopes*  | Protected Cwts. | 503     | 288     | 296     | 148      | —       | 28,816    | 16,496    | 18,811    | 8,454     |
|   | Not protected   | —       | —       | —       | 3        | —       | 15        | —         | 15        | 241       |
| Envelopes imported separately.*   | Protected       | 607     | 884     | 744     | 767      | —       | 35,593    | 44,921    | 36,811    | 38,804    |
|   | Not protected   | 2,842   | 2,707   | 2,538   | 2,089    | —       | 1,01,216  | 99,187    | 76,197    | 64,396    |
| Azure laid or wove and ledger (a)   |                 | —       | —       | —       | —        | 1,705   | —         | —         | —         | 59,374    |
| Cream (a)   |                 | —       | —       | —       | —        | 1,510   | —         | —         | —         | 26,896    |
| Other sorts of writing paper (a)  |                 | —       | —       | —       | —        | 8,416   | —         | —         | —         | 1,83,620  |
| Writing Pads (a)  |                 | —       | —       | —       | —        | 272     | —         | —         | —         | 14,867    |
| Boxed Stationery (a)  |                 | —       | —       | —       | —        | 2,274   | —         | —         | —         | 86,090    |
| Total of writing paper and envelopes.   | Protected       | —       | —       | —       | —        | 12,770  | —         | —         | —         | 3,81,110  |
|   | Not protected   | —       | —       | —       | —        | 1,407   | —         | —         | —         | 89,727    |
| Blotting paper (a)  |                 | —       | —       | —       | —        | 1,080   | —         | —         | —         | 28,969    |
| Old newspaper in bales and bags   |                 | 87,627  | 75,880  | 91,285  | 1,22,901 | 125,620 | 3,83,103  | 3,28,276  | 3,80,260  | 5,04,045  |
| Other kinds of paper  |                 | 11,165  | 12,501  | 18,611  | 10,057   | 18,051  | 3,98,179  | 3,80,485  | 3,88,932  | 2,65,222  |
| Paper manufactures  |                 | 495     | 385     | 479     | 768      | 1,498   | 35,807    | 35,854    | 34,024    | 48,230    |
| Pasteboard mill-board, and cardboard of all kinds—                            |                 | —       | —       | —       | —        | —       | —         | —         | —         | —         |
| Strawboard  |                 | 12,165  | 27,909  | 15,734  | 22,770   | 30,944  | 72,968    | 1,83,051  | 79,236    | 1,07,289  |
| Other kinds   |                 | 9,591   | 6,237   | 8,959   | 5,998    | 8,738   | 1,89,764  | 1,00,888  | 1,32,158  | 84,643    |
| Manufacture of pasteboard, millboard and cardboard                            |                 | 5,119   | 2,275   | 3,979   | 9,095    | 7,901   | 2,20,648  | 91,175    | 1,61,328  | 2,78,659  |
| Total of Paper and Pasteboard   | Value           | —       | —       | —       | —        | —       | 35,34,981 | 32,65,950 | 33,19,887 | 32,84,930 |
| <b>Polishes—</b>  |                 |         |         |         |          |         |           |           |           |           |
| <b>Polishes and compositions for application to leather</b>                   |                 |         |         |         |          |         |           |           |           |           |
|   | Value           | —       | —       | —       | —        | —       | 83,622    | 61,615    | 60,727    | 59,564    |
| <b>Polishes and compositions for application to metals</b>                    |                 |         |         |         |          |         |           |           |           |           |
|   | Value           | —       | —       | —       | —        | —       | 36,456    | 36,308    | 80,045    | 33,962    |
| Wood polish   |                 | —       | —       | —       | —        | —       | 7,625     | 7,611     | 11,089    | 8,276     |
| Other sorts   |                 | —       | —       | —       | —        | —       | 11,059    | 20,015    | 31,819    | 50,582    |
| Total of Polishes   |                 | —       | —       | —       | —        | —       | 1,38,762  | 1,25,549  | 1,89,460  | 1,61,384  |
| <b>Precious Stones and Pearls, unset—</b>                                     |                 |         |         |         |          |         |           |           |           |           |
| Diamonds  |                 | —       | —       | —       | —        | —       | 3,64,023  | 8,46,713  | 9,03,281  | 4,04,004  |
| Other precious stones   |                 | —       | —       | —       | —        | —       | 23,956    | 26,374    | 34,850    | 12,882    |
| Pearls  |                 | —       | —       | —       | —        | —       | 900       | —         | —         | 50        |
| Total of Precious stones and pearls unset                                     |                 | —       | —       | —       | —        | —       | 3,88,879  | 8,73,087  | 9,38,131  | 4,16,886  |
| <b>Printing and lithographing machinery and materials (excluding paper)</b>   |                 |         |         |         |          |         |           |           |           |           |
| Printing and lithographing presses  |                 | —       | —       | —       | —        | —       | 3,51,713  | 73,786    | 2,73,091  | 1,53,814  |
| Printing type   | Cwts.           | 46      | 87      | 91      | 186      | 89      | 10,645    | 11,865    | 15,276    | 26,397    |
| Printers' and Lithographers' ink  | Value           | —       | —       | —       | —        | —       | 1,01,610  | 90,212    | 92,789    | 1,13,024  |
| Other materials   |                 | —       | —       | —       | —        | —       | 98,870    | 53,000    | 97,785    | 94,317    |
| Total of Printing and Lithographing Machinery and Materials (excluding paper) |                 | —       | —       | —       | —        | —       | 5,57,737  | 2,28,857  | 4,78,941  | 3,87,552  |

(a) Separately recorded from 1935-36.  
(b) Discontinued from 1935-36.

TRADE AT CHIEF PORT  
FORT ST. GEORGE

( 166 )

No. 12—continued

IMPORTS—continued

| PRINCIPAL AND OTHER ARTICLES  | QUANTITY |         |         |         |         | VALUE     |           |           |           |           |
|---|----------|---------|---------|---------|---------|-----------|-----------|-----------|-----------|-----------|
|   | 1931-33  | 1932-33 | 1933-34 | 1934-35 | 1935-36 | 1931-32   | 1932-33   | 1933-34   | 1934-35   | 1935-36   |
| <b>MADRAS—continued</b>   |          |         |         |         |         |           |           |           |           |           |
| <b>FORT ST. GEORGE—continued</b>                                      |          |         |         |         |         |           |           |           |           |           |
| Provisions and Oil-man's stores—                                      |          |         |         |         |         |           |           |           |           |           |
| Bacon and hams . Cwts.  | 1,275    | 1,285   | 1,597   | 1,503   | 1,744   | 1,03,141  | 92,762    | 1,24,047  | 1,07,872  | 1,27,564  |
| Biscuits and cakes "  | 5,134    | 5,400   | 5,922   | 6,042   | 6,378   | 4,64,546  | 4,91,401  | 4,99,699  | 4,85,276  | 5,35,836  |
| Butter (including canned) "   | 580      | 579     | 733     | 985     | 1,309   | 87,557    | 85,374    | 89,324    | 90,649    | 1,04,623  |
| Canned and bottled provisions (not specified elsewhere)—              |          |         |         |         |         |           |           |           |           |           |
| Canned or Bottled fruits . "  | 2,927    | 5,817   | 7,391   | 8,695   | 6,247   | 95,619    | 1,59,652  | 1,78,055  | 1,95,097  | 1,93,599  |
| Tinned or canned fish . "   | 1,211    | 1,155   | 1,649   | 1,981   | 1,618   | 66,452    | 60,401    | 75,825    | 82,667    | 69,674    |
| Vegetable products (vegetable ghee, fat, etc.) "                      | 26,332   | 6,399   | 99      | 537     | 630     | 11,08,936 | 2,13,163  | 3,494     | 14,232    | 20,501    |
| Others . "  | 14,692   | 14,693  | 18,171  | 13,596  | 16,289  | 5,01,614  | 4,84,780  | 4,16,499  | 4,29,893  | 4,96,051  |
| Cheese (including canned) . "   | 1,108    | 1,134   | 1,161   | 1,278   | 1,263   | 1,06,942  | 1,05,301  | 98,048    | 1,02,230  | 85,035    |
| Cocoa and chocolate . "   | 1,017    | 677     | 756     | 1,152   | 742     | 1,00,636  | 70,257    | 72,454    | 1,07,308  | 60,586    |
| Confectionery . "   | 1,575    | 2,078   | 2,093   | 1,991   | 2,590   | 1,55,536  | 1,33,044  | 1,74,688  | 1,50,358  | 2,03,805  |
| Farinaceous and patent foods—   |          |         |         |         |         |           |           |           |           |           |
| Farinaceous foods in bulk . "   | 21,253   | 32,320  | 21,393  | 26,194  | 23,214  | 2,09,053  | 1,75,729  | 1,52,350  | 1,94,878  | 2,09,589  |
| Milk foods for infants and invalids (wholly or mainly milk) . "       | 2,528    | 1,999   | 1,864   | 918     | 1,185   | 5,64,044  | 4,35,968  | 3,31,293  | 1,93,434  | 2,39,367  |
| Other sorts . "   | 5,435    | 4,932   | 5,876   | 5,577   | 6,593   | 5,49,881  | 4,47,789  | 5,20,007  | 5,34,141  | 6,01,288  |
| Isinglass . "   | 13       | 3       | 1       | 6       | 13      | 3,547     | 847       | 473       | 1,625     | 1,979     |
| Jams and jellies . "  | 1,921    | 1,821   | 2,279   | 2,132   | 2,219   | 81,347    | 69,894    | 85,325    | 78,007    | 77,722    |
| Milk, condensed and preserved (including milk cream) . "              | 10,305   | 9,377   | 9,510   | 14,430  | 17,812  | 4,50,591  | 3,56,163  | 3,47,205  | 5,91,142  | 6,74,996  |
| Pickles, chutnies, sauce, and condiment . "                           | 261      | 430     | 605     | 579     | 615     | 26,377    | 34,423    | 54,286    | 53,033    | 56,061    |
| All other kinds . "   | 7,677    | 9,231   | 5,818   | 6,573   | 1,752   | 1,02,414  | 1,20,247  | 95,778    | 1,01,744  | 36,329    |
| Total of Provisions, etc. Value                                       | —        | —       | —       | —       | —       | 47,84,133 | 35,86,784 | 33,14,050 | 35,14,431 | 38,17,185 |
| <b>Rubber—</b>  |          |         |         |         |         |           |           |           |           |           |
| <b>Manufactures—</b>  |          |         |         |         |         |           |           |           |           |           |
| Pneumatic motor covers No.  | 61,130   | 50,399  | 60,139  | 61,143  | 44,699  | 22,15,744 | 21,48,745 | 21,40,663 | 23,97,880 | 21,21,631 |
| Pneumatic motor tubes . "   | 55,384   | 41,292  | 47,952  | 49,301  | 31,442  | 3,31,512  | 2,90,347  | 3,56,386  | 2,87,711  | 2,12,225  |
| Pneumatic motor cycle covers . "                                      | 1,863    | 881     | 742     | 654     | 392     | 24,547    | 12,302    | 9,025     | 7,078     | 3,593     |
| Pneumatic motor cycle tubes . "                                       | 2,758    | 1,448   | 1,169   | 774     | 691     | 7,168     | 3,776     | 2,721     | 1,722     | 1,680     |
| Pneumatic cycle covers . "  | 217,356  | 169,177 | 278,082 | 195,673 | 249,679 | 3,11,475  | 2,39,499  | 3,54,269  | 2,45,751  | 3,34,480  |
| Pneumatic cycle tubes . "   | 208,604  | 168,268 | 254,267 | 241,850 | 200,188 | 1,71,441  | 1,12,003  | 1,61,980  | 1,40,056  | 1,30,214  |
| Solid rubber tyres for motor vehicles . "                             | 167      | 222     | 103     | 232     | 67      | 13,100    | 13,461    | 10,573    | 25,362    | 8,334     |
| Other manufactures (accessories, apparel and boots and shoes) . Value | —        | —       | —       | —       | —       | 2,23,751  | 1,42,339  | 1,37,149  | 1,84,647  | 1,71,556  |
| Total of Rubber   | —        | —       | —       | —       | —       | 32,98,748 | 29,68,021 | 30,73,866 | 33,00,219 | 29,83,633 |

## No. 12—continued

## IMPORTS—continued

| PRINCIPAL AND OTHER ARTICLES                              | QUANTITY      |               |               |               |               | VALUE            |                  |                  |                 |                 |
|---|---------------|---------------|---------------|---------------|---------------|------------------|------------------|------------------|-----------------|-----------------|
|   | 1931-32       | 1932-33       | 1933-34       | 1934-35       | 1935-36       | 1931-32          | 1932-33          | 1933-34          | 1934-35         | 1935-36         |
| <b>MADRAS—continued</b>                                   |               |               |               |               |               | R                | R                | R                | R               | R               |
| <b>FORT ST. GEORGE—continued</b>                          |               |               |               |               |               |                  |                  |                  |                 |                 |
| <b>Soap—</b>  |               |               |               |               |               |                  |                  |                  |                 |                 |
| Household and laundry soap in bars or tablets . . . Cwts. | 8,588         | 9,347         | 7,542         | 6,160         | 421           | 2,70,680         | 2,63,911         | 1,90,335         | 1,70,037        | 12,461          |
| Toilet soap . . . "                                       | 7,036         | 8,764         | 7,843         | 6,971         | 6,442         | 6,07,509         | 6,80,123         | 5,77,533         | 5,29,701        | 4,62,896        |
| Other sorts . . . "                                       | 608           | 314           | 255           | 368           | 400           | 21,651           | 16,020           | 8,548            | 10,327          | 13,060          |
| <b>Total of Soap . . . "</b>                              | <b>16,177</b> | <b>18,425</b> | <b>15,640</b> | <b>13,499</b> | <b>7,323</b>  | <b>8,99,240</b>  | <b>9,60,054</b>  | <b>7,76,411</b>  | <b>7,10,115</b> | <b>4,87,837</b> |
| <b>Spices—</b>  |               |               |               |               |               |                  |                  |                  |                 |                 |
| Betelnuts . . . "   | 3,286         | 10,619        | 13,785        | 11,115        | 13,540        | 72,334           | 2,16,682         | 1,64,166         | 1,21,594        | 1,49,103        |
| Cardamoms . . . "   | 391           | 584           | 579           | 201           | 606           | 23,841           | 34,496           | 31,095           | 10,111          | 26,125          |
| Cassia . . . "  | 5,216         | 4,165         | 5,227         | 4,833         | 6,982         | 70,402           | 50,937           | 55,937           | 47,667          | 77,167          |
| Cloves . . . "  | 250           | 1,573         | 1,337         | 2,661         | 1,981         | 12,263           | 67,440           | 65,180           | 87,093          | 77,033          |
| Nutmegs . . . "   | 503           | 520           | 553           | 546           | 533           | 24,557           | 20,233           | 18,190           | 15,017          | 17,495          |
| Pepper . . . "  | 180           | 172           | 185           | 134           | 234           | 12,243           | 9,446            | 7,356            | 4,032           | 7,723           |
| Other sorts . . . "                                       | 273           | 254           | 220           | 270           | 495           | 33,654           | 23,169           | 19,812           | 23,789          | 29,959          |
| <b>Total of Spices . . . "</b>                            | <b>10,104</b> | <b>17,677</b> | <b>21,336</b> | <b>19,760</b> | <b>24,376</b> | <b>2,54,294</b>  | <b>4,27,403</b>  | <b>3,61,736</b>  | <b>3,10,558</b> | <b>3,84,615</b> |
| <b>Starch, Dextrine and Farina—</b>                       |               |               |               |               |               |                  |                  |                  |                 |                 |
| Starch . . . "  | 1,632         | 1,429         | 2,163         | 7,167         | 6,905         | 13,653           | 15,799           | 17,403           | 56,233          | 53,637          |
| Farina and potato flour . . . "                           | 774           | 1,620         | 866           | 378           | 1,359         | 6,373            | 13,345           | 7,449            | 3,159           | 10,903          |
| Sago flour . . . "  | 26,500        | 31,917        | 26,434        | 20,106        | 23,457        | 1,43,552         | 1,67,647         | 1,20,997         | 1,33,523        | 1,52,952        |
| Dextrine (a) . . . "                                      | —             | 31            | 127           | 207           | 312           | —                | 543              | 1,224            | 1,396           | 7,202           |
| <b>Total of Starch, etc. . . "</b>                        | <b>28,896</b> | <b>34,997</b> | <b>29,585</b> | <b>36,858</b> | <b>37,533</b> | <b>1,73,618</b>  | <b>1,97,339</b>  | <b>1,47,138</b>  | <b>1,99,864</b> | <b>2,24,804</b> |
| <b>Stationery (excluding paper)—</b>                      |               |               |               |               |               |                  |                  |                  |                 |                 |
| Pencils (excluding slate pencils) . . . Dozens            | 305,231       | 652,962       | 321,759       | 451,022       | 793,977       | 75,633           | 1,13,347         | 1,03,311         | 1,31,439        | 1,54,753        |
| Other sorts { Protected Cwts.<br>{ Not protected Value    | 699           | 445           | 679           | 763           | 366           | 33,916           | 72,163           | 72,117           | 63,676          | 45,823          |
| <b>Total of Stationery . . . "</b>                        | <b>—</b>      | <b>—</b>      | <b>—</b>      | <b>—</b>      | <b>—</b>      | <b>9,01,331</b>  | <b>10,29,238</b> | <b>9,66,473</b>  | <b>9,57,793</b> | <b>9,37,336</b> |
| <b>Sugar—</b>   |               |               |               |               |               |                  |                  |                  |                 |                 |
| Sugar, 23 D.S. and above Tons                             | 30,117        | 16,800        | 14,401        | 8,152         | 4,224         | 36,15,379        | 19,54,334        | 15,93,554        | 7,20,639        | 3,31,332        |
| Sugar, below 23 D. S. but not below 16 D. S. . . . "      | 15            | 54            | 22            | 141           | 65            | 1,076            | 10,155           | 3,854            | 20,595          | 3,733           |
| 15 Dutch Standard and below . . . "                       | 51            | 2             | ..            | ..            | ..            | 7,549            | 534              | ..               | ..              | ..              |
| Molasses . . . "  | 919           | 1,331         | ..            | ..            | ..            | 64,510           | 1,01,467         | 10               | ..              | ..              |
| <b>Total of Sugar . . . "</b>                             | <b>31,112</b> | <b>18,637</b> | <b>14,423</b> | <b>8,293</b>  | <b>4,289</b>  | <b>36,86,114</b> | <b>20,66,599</b> | <b>15,97,428</b> | <b>7,41,234</b> | <b>3,35,065</b> |
| <b>Tallow and Stearine, etc.—</b>                         |               |               |               |               |               |                  |                  |                  |                 |                 |
| Groves (including mineral groves) . . . Cwts.             | 174           | 27            | 51            | 15            | 8             | 3,634            | 522              | 1,764            | 951             | 677             |
| Other sorts . . . "                                       | 4,456         | 5,040         | 3,260         | 3,759         | 3,231         | 74,147           | 1,03,251         | 63,137           | 62,776          | 47,343          |
| <b>Total of Tallow and Stearine . . . "</b>               | <b>4,630</b>  | <b>5,067</b>  | <b>3,311</b>  | <b>3,774</b>  | <b>3,239</b>  | <b>77,781</b>    | <b>1,03,773</b>  | <b>64,901</b>    | <b>63,727</b>   | <b>48,020</b>   |

(a) Shown separately from 1932-33.



| PRINCIPAL AND OTHER ARTICLES   | QUANTITY   |            |            |            |            | VALUE     |           |           |           |           |
|--|------------|------------|------------|------------|------------|-----------|-----------|-----------|-----------|-----------|
|  | 1931-32    | 1932-33    | 1933-34    | 1934-35    | 1935-36    | 1931-32   | 1932-33   | 1933-34   | 1934-35   | 1935-36   |
| MADRAS—continued   |            |            |            |            |            | R         | R         | R         | R         | R         |
| FORT ST. GEORGE—continued  |            |            |            |            |            |           |           |           |           |           |
| Tea—   |            |            |            |            |            |           |           |           |           |           |
| Black  | 23,333     | 4,297      | ..         | ..         | 1,100      | 16,718    | 3,401     | ..        | ..        | 1,157     |
| Tea-chests, entire or in sections—   |            |            |            |            |            |           |           |           |           |           |
| Of iron or steel or other metal  | ..         | ..         | ..         | ..         | ..         | 14,284    | 472       | 14,250    | 6,491     | 450       |
| Of wood  | ..         | ..         | ..         | ..         | ..         | 34,638    | 6,834     | 29,584    | 2,637     | 2,407     |
| (Total of Tea-chests, etc.)  | ..         | ..         | ..         | ..         | ..         | 48,922    | 7,306     | 43,784    | 9,178     | 2,857     |
| Telegraphs materials for construction and accessories (excluding electrical) | ..         | ..         | ..         | ..         | ..         | ..        | ..        | ..        | ..        | ..        |
| Textiles—  |            |            |            |            |            |           |           |           |           |           |
| Cotton—  |            |            |            |            |            |           |           |           |           |           |
| Raw  | 71         | 123        | 502        | 1,089      | 1,420      | 59,789    | 86,960    | 5,71,768  | 11,29,421 | 15,06,814 |
| Twist and yarn—  |            |            |            |            |            |           |           |           |           |           |
| Grey (unbleached)—   |            |            |            |            |            |           |           |           |           |           |
| Nos. 1 to 30   | 126,261    | 139,080    | ..         | ..         | 160        | 60,487    | 80,707    | ..        | ..        | 91        |
| .. 31 to 40  | 1,091,912  | 2,376,805  | 383,250    | 16,000     | 10,220     | 7,63,908  | 13,70,352 | 2,07,451  | 8,925     | 9,721     |
| .. 41 to 50  | 87,535     | 126,239    | 96,935     | 9,135      | 4,270      | 89,086    | 1,21,587  | 87,804    | 8,475     | 3,704     |
| .. 51 to 60  | 2,382,040  | 2,811,073  | 1,797,592  | 1,964,064  | 2,162,260  | 24,19,976 | 26,87,642 | 16,44,484 | 17,04,825 | 18,26,310 |
| .. 61 to 100   | 421,190    | 591,350    | 693,623    | 714,265    | 460,180    | 5,29,866  | 7,67,924  | 8,84,517  | 9,00,076  | 6,19,272  |
| Above No. 100  | 9,615      | 31,810     | 28,572     | 45,145     | 37,355     | 20,661    | 61,738    | 48,322    | 83,304    | 63,695    |
| Twofolds   |            |            |            |            |            |           |           |           |           |           |
| doubles (a)  | ..         | ..         | 7,500      | ..         | ..         | ..        | ..        | 10,371    | ..        | ..        |
| Nos. 51 to 80 (b)  | ..         | ..         | ..         | 18,830     | ..         | ..        | ..        | ..        | 22,027    | ..        |
| Above No. 80 (b)   | ..         | ..         | ..         | 1,200      | ..         | ..        | ..        | ..        | 1,600     | ..        |
| Total of Grey (unbleached)   | 4,118,559  | 6,079,407  | 3,007,472  | 2,788,639  | 2,694,445  | 39,84,044 | 50,92,995 | 23,83,000 | 27,59,332 | 25,19,853 |
| White (bleached)—  |            |            |            |            |            |           |           |           |           |           |
| Nos. 31 to 40  | 932,595    | 785,358    | 290,246    | 495,391    | 589,749    | 7,67,902  | 6,10,656  | 2,12,847  | 3,98,306  | 4,60,729  |
| .. 41 to 50  | ..         | 7,250      | 13,390     | 14,000     | ..         | ..        | 5,802     | 9,321     | 9,209     | ..        |
| Above No. 50   | 504,381    | 570,056    | 582,219    | 672,087    | 747,978    | 6,15,086  | 7,43,427  | 7,28,433  | 9,09,700  | 9,85,699  |
| White twofolds   |            |            |            |            |            |           |           |           |           |           |
| doubles (a)  | 50,400     | 48,800     | 98,269     | ..         | ..         | 46,903    | 44,884    | 73,804    | ..        | ..        |
| Nos. 26 to 50 (b)  | ..         | ..         | ..         | 115,700    | 129,600    | ..        | ..        | ..        | 84,674    | 91,248    |
| .. 51 to 80 (b)  | ..         | ..         | ..         | 84,000     | ..         | ..        | ..        | ..        | 1,01,870  | ..        |
| Above No. 80 (b)   | ..         | ..         | ..         | 7,500      | ..         | ..        | ..        | ..        | 9,882     | ..        |
| Total of White (bleached)  | 1,487,376  | 1,411,518  | 984,124    | 1,369,178  | 1,467,327  | 14,29,891 | 14,04,629 | 10,24,205 | 15,09,331 | 15,37,670 |
| Coloured—  |            |            |            |            |            |           |           |           |           |           |
| Nos. 1 to 20   | 41         | ..         | ..         | ..         | ..         | 40        | ..        | ..        | ..        | ..        |
| .. 31 to 40  | 234,246    | 330,975    | 220,030    | 249,680    | 229,504    | 2,70,443  | 3,51,625  | 2,24,134  | 2,68,429  | 2,51,309  |
| .. 41 to 50  | 5,360      | 1,300      | 18,600     | 2,000      | 5,600      | 5,989     | 1,256     | 20,235    | 1,844     | 8,916     |
| Above No. 50   | 97,350     | 136,695    | 130,715    | 114,207    | 142,785    | 1,52,465  | 2,00,302  | 1,66,213  | 1,78,792  | 2,16,915  |
| Coloured (twofolds   |            |            |            |            |            |           |           |           |           |           |
| doubles) (a)   | ..         | 15         | ..         | 5,000      | ..         | ..        | 15        | ..        | ..        | ..        |
| Nos. 26 to 50 (b)  | ..         | ..         | ..         | ..         | ..         | ..        | ..        | ..        | 9,323     | ..        |
| Above No. 80 (b)   | ..         | ..         | ..         | ..         | 390        | ..        | ..        | ..        | ..        | 1,588     |
| Total of Coloured  | 336,997    | 468,936    | 369,345    | 371,487    | 378,579    | 4,28,936  | 5,59,197  | 4,80,632  | 4,45,388  | 4,78,678  |
| Mercurised cotton  |            |            |            |            |            |           |           |           |           |           |
| yarn—(c)   |            |            |            |            |            |           |           |           |           |           |
| Nos. 31 to 40  | ..         | ..         | 111,000    | 35,000     | 100,915    | ..        | ..        | 1,00,841  | 38,352    | 1,00,002  |
| Above No. 50   | ..         | ..         | ..         | ..         | ..         | 3,24,451  | 3,57,854  | 3,01,625  | ..        | ..        |
| Twofolds (doubles) (a)   | 219,010    | 790,432    | 441,400    | ..         | ..         | ..        | ..        | ..        | 8,17,681  | 10,35,136 |
| Nos. 51 to 80 (b)  | ..         | ..         | ..         | 700,152    | 1,104,352  | ..        | ..        | ..        | 1,90,308  | 1,64,514  |
| Above No. 80 (b)   | ..         | ..         | ..         | 146,100    | 141,800    | ..        | ..        | ..        | ..        | ..        |
| Total of Mercurised  | 219,010    | 790,432    | 552,400    | 879,870    | 1,347,067  | 3,24,451  | 3,57,854  | 4,92,466  | 10,41,361 | 12,99,652 |
| Unspecified descriptions of twist and yarns                                  | ..         | ..         | 5,550      | 10,000     | ..         | ..        | ..        | 5,572     | 8,516     | ..        |
| Total of Twist and Yarn  | 6,161,942  | 8,750,342  | 4,918,891  | 5,419,174  | 6,987,418  | 60,67,322 | 79,14,875 | 48,85,884 | 57,93,923 | 63,35,859 |
| Manufactures—  |            |            |            |            |            |           |           |           |           |           |
| Canvas   | 14,045     | 23,384     | 17,877     | 21,023     | 22,773     | 23,156    | 23,241    | 17,231    | 16,696    | 17,612    |
| Hosiery—   |            |            |            |            |            |           |           |           |           |           |
| Stockings and socks  | 4,476      | 9,617      | 4,362      | 1,393      | 4,202      | 5,868     | 18,078    | 4,287     | 4,123     | 6,444     |
| Underwear  | ..         | 13,543     | 24,607     | 1,196      | 89,565     | ..        | 26,425    | 47,997    | 3,156     | 48,485    |
| Other sorts  | ..         | ..         | ..         | ..         | 4,187      | 18,376    | 2,230     | 49,351    | 5,379     | 5,033     |
| Total of Hosiery   | ..         | ..         | ..         | ..         | ..         | 24,244    | 46,733    | 1,01,635  | 11,058    | 54,962    |
| Lace and Patent net  | 75,944     | 122,104    | 115,492    | 147,672    | 130,221    | 36,228    | 61,931    | 44,762    | 57,479    | 61,913    |
| Wool-goods—  |            |            |            |            |            |           |           |           |           |           |
| Grey (unbleached)—   |            |            |            |            |            |           |           |           |           |           |
| Plain Grey—  |            |            |            |            |            |           |           |           |           |           |
| Dhulis, Saris and Scarves  | 156,463    | 352,728    | 224,003    | 1,058,305  | ..         | 22,376    | 60,450    | 85,424    | 1,61,953  | ..        |
| Drills and Jeans   | 24,032     | 11,433     | 46,723     | 18,012     | 10,733     | 6,771     | 3,054     | 13,116    | 4,336     | 2,351     |
| Jacquets including Madapolams  | 9,756,469  | 8,948,338  | 6,848,855  | 4,882,554  | 3,730,843  | 20,41,589 | 17,77,068 | 12,93,632 | 8,84,333  | 6,80,150  |
| Hulls, and Cambrics  | ..         | ..         | ..         | ..         | ..         | ..        | ..        | ..        | ..        | ..        |
| Longcloth and Shirtings  | 13,535,370 | 20,080,967 | 10,404,291 | 14,372,061 | 17,706,902 | 21,96,536 | 30,03,461 | 12,40,781 | 18,60,197 | 21,02,261 |
| Other kinds  | 500,589    | 359,301    | 145,099    | 72,644     | 203,082    | 67,800    | 47,510    | 17,961    | 7,505     | 31,033    |
| Total of Plain Grey  | 23,972,979 | 30,832,812 | 17,728,971 | 20,934,076 | 21,717,610 | 43,35,072 | 48,91,543 | 26,00,994 | 29,28,414 | 28,19,297 |

(a) Discontinued and shown under Sub-heads from 1934-35.

(b) Separately recorded from 1934-35.

(c) New Sub-head introduced from 1934-35.

No. 12—continued  
IMPORTS—continued

| PRINCIPAL AND OTHER ARTICLES                                 | QUANTITY          |                   |                   |                   |                   | VALUE            |                  |                  |                  |                  |
|--|-------------------|-------------------|-------------------|-------------------|-------------------|------------------|------------------|------------------|------------------|------------------|
|  | 1931-32           | 1932-33           | 1933-34           | 1934-35           | 1935-36           | 1931-32          | 1932-33          | 1933-34          | 1934-35          | 1935-36          |
| <b>MADRAS—continued</b>                                      |                   |                   |                   |                   |                   |                  |                  |                  |                  |                  |
| <b>FORT ST. GEORGE—continued</b>                             |                   |                   |                   |                   |                   |                  |                  |                  |                  |                  |
| <b>Textiles—continued</b>                                    |                   |                   |                   |                   |                   |                  |                  |                  |                  |                  |
| <b>Cotton—contd.</b>   |                   |                   |                   |                   |                   |                  |                  |                  |                  |                  |
| <b>Manufactures—continued</b>                                |                   |                   |                   |                   |                   |                  |                  |                  |                  |                  |
| <b>Piece-goods—contd.</b>                                    |                   |                   |                   |                   |                   |                  |                  |                  |                  |                  |
| <b>Grey (unbleached)—continued</b>                           |                   |                   |                   |                   |                   |                  |                  |                  |                  |                  |
| <b>Bordered Grey—</b>  |                   |                   |                   |                   |                   |                  |                  |                  |                  |                  |
| Dhuttis, Saris and Scarves Yards                             | 2,988,746         | 7,015,529         | 5,285,214         | 3,497,287         | 2,189,570         | 5,29,797         | 12,16,924        | 9,46,164         | 5,86,522         | 3,31,608         |
| Jaconets including Madapollams, Mulls and Cambrics           | ..                | ..                | 48,922            | 103,797           | 6,000             | ..               | ..               | 9,727            | 19,761           | 1,199            |
| Other kinds  | ..                | ..                | 2,400             | ..                | 846               | ..               | ..               | 410              | ..               | 89               |
| <b>Total of Bordered Grey</b>                                | <b>2,988,746</b>  | <b>7,015,529</b>  | <b>5,281,536</b>  | <b>3,601,084</b>  | <b>2,196,425</b>  | <b>5,29,797</b>  | <b>12,16,924</b> | <b>9,56,301</b>  | <b>6,06,283</b>  | <b>3,32,696</b>  |
| <b>Total of Grey (unbleached) Plain and Bordered</b>         | <b>29,961,725</b> | <b>37,868,341</b> | <b>29,010,507</b> | <b>24,505,160</b> | <b>23,914,035</b> | <b>48,61,869</b> | <b>61,08,467</b> | <b>85,57,295</b> | <b>85,34,697</b> | <b>31,49,103</b> |
| <b>White (bleached)—</b>                                     |                   |                   |                   |                   |                   |                  |                  |                  |                  |                  |
| Checks, Spots and Stripes                                    | 113,597           | 668,800           | 175,174           | 489,238           | 371,890           | 32,438           | 1,61,728         | 51,278           | 1,42,231         | 1,07,416         |
| Dhuttis, Saris, and Scarves                                  | 1,287,763         | 974,330           | 2,210,508         | 2,137,572         | 770,431           | 3,25,407         | 1,34,666         | 4,77,378         | 4,63,638         | 1,60,340         |
| Drills and Jeans Embroidered all over(a)                     | 1,376,789         | 626,017           | 1,262,075         | 332,846           | 86,508            | 2,72,177         | 1,41,592         | 2,48,891         | 70,486           | 25,043           |
| Jaconets, Madapollams, Cambrics, and Muslins                 | 447,705           | 630,122           | 328,385           | 620,748           | 334,748           | 82,216           | 1,47,597         | 90,273           | 1,34,758         | 73,950           |
| Lawns  | 10,547            | 38,977            | 247               | 18,954            | 41,705            | 2,470            | 14,355           | 198              | 6,991            | 13,582           |
| Longcloths and shirtings                                     | 948,318           | 701,601           | 470,385           | 413,579           | 381,685           | 1,91,695         | 1,89,957         | 1,04,102         | 99,210           | 87,236           |
| Mulls  | 17,323,488        | 24,538,346        | 19,449,658        | 17,714,632        | 12,750,776        | 41,89,125        | 54,22,215        | 41,19,474        | 33,14,453        | 23,14,820        |
| Nainsooks  | 1,325,857         | 1,467,571         | 782,000           | 895,048           | 320,637           | 2,02,341         | 2,44,129         | 97,964           | 1,29,279         | 98,265           |
| Twill  | 416,728           | 1,118,172         | 572,066           | 551,711           | 1,003,298         | 88,266           | 2,75,697         | 1,57,597         | 1,68,145         | 2,76,450         |
| Other kinds  | 744,484           | 112,428           | 489,608           | 72,207            | 74,446            | 2,01,941         | 66,857           | 1,18,963         | 32,876           | 24,564           |
| <b>Total of White (bleached)</b>                             | <b>23,994,136</b> | <b>31,176,364</b> | <b>25,731,716</b> | <b>23,339,210</b> | <b>16,740,074</b> | <b>55,88,076</b> | <b>67,78,778</b> | <b>54,66,613</b> | <b>51,18,806</b> | <b>37,14,365</b> |
| <b>Coloured, printed, or dyed—</b>                           |                   |                   |                   |                   |                   |                  |                  |                  |                  |                  |
| <b>Printed goods—</b>  |                   |                   |                   |                   |                   |                  |                  |                  |                  |                  |
| Cambrics, including Madapollams, Muslins, Mulls and Jaconets | 349               | 90,915            | 832,559           | 2,090,541         | 2,981,168         | 289              | 30,769           | 1,56,098         | 4,86,704         | 6,52,130         |
| Checks, Spots and Stripes                                    | 47,263            | 30,158            | 707,771           | 234,521           | 132,858           | 7,333            | 12,309           | 1,26,500         | 44,872           | 33,864           |
| Drills and Jeans   | 14,839            | 1,246,974         | 624,251           | 1,547,003         | 2,327,547         | 4,331            | 2,70,052         | 1,19,224         | 2,60,743         | 3,99,950         |
| Prints and Chints  | 45,070            | 3,054,309         | 1,341,017         | 1,813,006         | 1,491,824         | 12,966           | 5,78,059         | 3,12,787         | 3,36,970         | 2,99,934         |
| Saris and Scarves  | ..                | 1,232             | 183,100           | 589,133           | 369,506           | ..               | 190              | 45,985           | 1,22,404         | 79,002           |
| Sateens  | ..                | 491               | 29,492            | 22,672            | 7,741             | ..               | 287              | 7,722            | 5,513            | 2,956            |
| Shirtings  | ..                | 668,504           | 86,578            | 76,136            | 151,996           | ..               | 75,449           | 17,174           | 18,771           | 46,161           |
| Twill  | ..                | ..                | 17,379            | 6,385             | 150               | ..               | ..               | 5,522            | 2,027            | 25               |
| Other kinds  | 3,038             | 51,845            | 561,755           | 353,984           | 273,907           | 2,385            | 14,678           | 1,75,313         | 1,28,720         | 81,274           |
| <b>Total of Printed Goods</b>                                | <b>110,549</b>    | <b>5,144,923</b>  | <b>4,382,812</b>  | <b>6,788,381</b>  | <b>7,736,697</b>  | <b>27,174</b>    | <b>9,81,792</b>  | <b>6,57,384</b>  | <b>14,12,724</b> | <b>15,65,238</b> |
| <b>Dyed goods—</b>   |                   |                   |                   |                   |                   |                  |                  |                  |                  |                  |
| Cambrics, including Madapollams, Muslins, Mulls and Jaconets | 1,632,213         | 4,185,416         | 5,239,847         | 6,615,567         | 6,182,916         | 3,54,852         | 9,04,189         | 9,79,854         | 12,88,139        | 12,03,799        |
| Checks, Spots and Stripes                                    | 281,111           | 894,330           | 741,204           | 628,640           | 924,092           | 78,260           | 1,19,256         | 2,13,181         | 1,89,390         | 2,93,850         |
| Drills and Jeans Embroidered all over(a)                     | 371,458           | 102,330           | 533,281           | 113,558           | 556,839           | 1,20,124         | 39,461           | 1,07,446         | 36,918           | 1,10,090         |
| Flannel and flannelates                                      | 10                | 84,752            | 1,065             | 15,361            | 106,535           | 45               | 13,747           | 516              | 3,721            | 14,100           |
| Italian Cloth and sateens                                    | 133,369           | 963,485           | 133,511           | 593,926           | 107,289           | 34,770           | 2,22,466         | 28,486           | 1,06,487         | 21,210           |
| Prints and Chints  | 1,117,506         | 2,244,005         | 1,432,039         | 1,185,930         | 1,021,429         | 2,37,444         | 5,77,636         | 3,05,688         | 2,99,036         | 1,41,915         |
| Saris and Scarves  | 823,312           | 713,171           | 762,504           | 189,157           | 100,483           | 72,099           | 1,76,111         | 1,76,142         | 45,384           | 22,659           |
| Shirtings  | 894,740           | 1,203,643         | 1,071,655         | 603,918           | 479,095           | 1,23,753         | 1,59,513         | 1,43,372         | 77,116           | 70,241           |
| Twill  | 145,068           | 114,443           | 250,197           | 264,080           | 392,506           | 70,677           | 34,688           | 81,967           | 1,10,256         | 1,49,222         |
| Other kinds  | 382,716           | 717,370           | 1,385,788         | 424,632           | 325,529           | 1,56,517         | 2,45,772         | 4,32,009         | 1,55,638         | 1,10,431         |
| <b>Total of Dyed Goods</b>                                   | <b>5,280,588</b>  | <b>10,725,651</b> | <b>11,542,091</b> | <b>10,541,189</b> | <b>10,248,345</b> | <b>12,43,539</b> | <b>24,00,788</b> | <b>24,78,661</b> | <b>22,23,165</b> | <b>21,53,863</b> |

(a) Separately recorded from 1934-35.

TRADE AT CHIEF PORT  
FORT ST. GEORGE

( 170 )

No. 12—continued  
IMPORTS—continued

| PRINCIPAL AND OTHER ARTICLES   | QUANTITY   |            |            |            |                       | VALUE       |             |             |             |             |
|--|------------|------------|------------|------------|-----------------------|-------------|-------------|-------------|-------------|-------------|
|  | 1931-32    | 1932-33    | 1933-34    | 1934-35    | 1935-36               | 1931-32     | 1932-33     | 1933-34     | 1934-35     | 1935-36     |
| <b>MADRAS—continued</b>  |            |            |            |            |                       | R           | R           | R           | R           | R           |
| <b>FORT ST. GEORGE—continued</b>   |            |            |            |            |                       |             |             |             |             |             |
| <b>Textiles—continued</b>  |            |            |            |            |                       |             |             |             |             |             |
| Cotton—concluded<br>Manufactures—concluded<br>Piece-goods—concluded<br>Coloured, printed or<br>dyed—continued<br>Woven coloured<br>Goods—<br>Cambrics, including<br>Madapollams,<br>Muslins, Mulls<br>and Jaconets . Yards | 12,000     | ..         | 1,940      | 4,986      | ..                    | 3,253       | ..          | 826         | 1,758       | ..          |
| Checks, Spots and<br>Stripes . . . . .   | 10,260     | 20,854     | 32,864     | ..         | 700                   | 5,045       | 8,395       | 6,818       | ..          | 484         |
| Dhutis . . . . .   | 5,930      | ..         | ..         | ..         | ..                    | 2,187       | ..          | ..          | ..          | ..          |
| Saris and Scarves . . . . .  | 27,951     | ..         | 69,696     | ..         | ..                    | 6,568       | ..          | 23,579      | ..          | ..          |
| Shirtings . . . . .  | 7,130      | ..         | 90         | ..         | ..                    | 1,840       | ..          | €2          | ..          | ..          |
| Velvet and Vel-<br>veteens . . . . .   | 3,345      | 48,081     | 17,717     | 14,115     | ..                    | 3,442       | 26,578      | 11,060      | 7,208       | ..          |
| Other kinds . . . . .  | 3,322      | ..         | 1,759      | 1,758      | 87                    | 1,656       | ..          | 859         | 858         | 7           |
| Total of Woven<br>coloured goods . . . . .   | 69,988     | 68,935     | 124,056    | 20,839     | 847                   | 23,891      | 34,973      | 42,694      | 9,821       | 491         |
| Total of Printed,<br>Dyed and Woven<br>coloured goods . . . . .  | 5,461,125  | 15,942,809 | 16,049,969 | 17,800,409 | 17,985,880            | 12,94,604   | 35,07,554   | 34,78,789   | 26,45,730   | 37,19,041   |
| Fents of all des-<br>criptions* . . . . .  | 17,194     | 23,070     | 67,063     | —          | —                     | 4,481       | 5,035       | 11,920      | —           | —           |
| Total of Piece-<br>goods . . . . .   | 56,434,180 | 84,515,584 | 64,859,255 | 65,143,779 | 58,639,998            | 1,17,52,030 | 1,63,99,884 | 1,25,09,567 | 1,22,93,733 | 1,06,83,199 |
| Rope . . . . . Lbs.  | 23,839     | 29,092     | 42,548     | 27,009     | 48,002                | 19,071      | 20,298      | 27,807      | 18,958      | 69,886      |
| Thread, sewing . . . . .   | 208,048    | 247,061    | 189,675    | 162,875    | 181,504               | 5,14,451    | 6,01,327    | 5,14,994    | 4,09,269    | 5,08,585    |
| Other sorts of<br>manufactures . Value   | —          | —          | —          | —          | —                     | 95,717      | 1,05,269    | 90,378      | 60,074      | 1,01,864    |
| Total of Cotton<br>manufactures<br>(other than piece-<br>goods) . . . . .  | —          | —          | —          | —          | —                     | 7,12,867    | 8,48,849    | 7,96,807    | 6,64,129    | 8,04,822    |
| Total of<br>Cotton Goods<br>(excluding Twist<br>and Yarn) . . . . .  | —          | —          | —          | —          | —                     | 1,24,64,897 | 1,72,48,688 | 1,83,06,374 | 1,29,57,862 | 1,13,88,021 |
| Total of Cotton<br>Textiles . . . . .  | —          | —          | —          | —          | —                     | 1,85,92,008 | 2,52,50,527 | 1,87,14,011 | 1,98,81,871 | 1,87,80,694 |
| Fents of all des-<br>criptions not<br>exceeding 4 yds.<br>in length (a) . Yards  | —          | —          | —          | 3,429,165  | { 37,211<br>258,527 } | —           | —           | —           | 34,820      | 29,533      |
| <b>Flax—</b>   |            |            |            |            |                       |             |             |             |             |             |
| Canvas . . . . .   | 17,971     | 27,151     | 28,343     | 18,960     | 20,059                | 20,551      | 15,937      | 24,038      | 14,421      | 14,041      |
| Piece-goods . . . . .  | 9,027      | 6,216      | 8,962      | 21,203     | 14,616                | 9,150       | 5,270       | 7,814       | 21,052      | 12,785      |
| Thread, sewing . Lbs.  | 11,042     | 7,047      | 11,051     | 10,899     | 15,190                | 13,910      | 14,673      | 18,985      | 20,108      | 26,468      |
| Other sorts . Value  | —          | —          | —          | —          | —                     | 11,911      | 16,651      | 4,194       | 11,642      | 7,543       |
| Total of Flax . . . . .  | —          | —          | —          | —          | —                     | 60,522      | 52,531      | 55,031      | 67,223      | 60,843      |
| <b>Haberdashery and<br/>Millinery—</b>   |            |            |            |            |                       |             |             |             |             |             |
| Lace and Embroi-<br>dery . . . . .   | —          | —          | —          | —          | —                     | 4,250       | 5,654       | 7,638       | 5,700       | 1,948       |
| Ribbons (a) . Yards  | —          | —          | —          | 2,754,082  | 3,246,473             | —           | —           | —           | 55,515      | 44,807      |
| Towels not in the<br>piece . . . . . No.   | 612        | 18,500     | 196,997    | 71,164     | 107,769               | 553         | 2,456       | 37,775      | 17,132      | 26,380      |
| Other sorts . Value  | —          | —          | —          | —          | —                     | 2,00,188    | 2,97,119    | 1,71,845    | 1,20,696    | 1,02,069    |
| Total of Haber-<br>dashery and<br>Millinery . . . . .  | —          | —          | —          | —          | —                     | 2,04,991    | 2,95,329    | 2,17,268    | 1,93,043    | 1,75,504    |
| <b>Hemp—</b>   |            |            |            |            |                       |             |             |             |             |             |
| — . . . . .  | —          | —          | —          | —          | —                     | 45          | 1,047       | 372         | 349         | 655         |
| <b>Jute—</b>   |            |            |            |            |                       |             |             |             |             |             |
| Manufactures—<br>Canvas . Yards  | 1,982      | 953        | 100        | 1,974      | 1,929                 | 2,382       | 594         | 113         | 3,878       | 1,565       |
| Gunny bags . No.   | 20,827     | 20         | ..         | ..         | 85                    | 3,954       | 5           | ..          | ..          | 14          |
| “ cloth . Yards.   | 10,423     | 247,140    | 159,829    | 194,209    | 121,400               | 3,488       | 81,157      | 46,240      | 56,150      | 34,792      |
| Other kinds . Value  | —          | —          | —          | —          | —                     | 10,012      | 5,829       | 11,575      | 7,851       | 3,871       |
| Total of Jute . . . . .  | —          | —          | —          | —          | —                     | 10,386      | 87,645      | 57,923      | 67,874      | 40,242      |

\* Discontinued from 1934-35.  
(a) Separately recorded from 1934-35.

## No. 12—continued

## IMPORTS—continued

| PRINCIPAL AND OTHER ARTICLES  | QUANTITY     |           |           |           |           | VALUE       |             |             |             |             |
|---|--------------|-----------|-----------|-----------|-----------|-------------|-------------|-------------|-------------|-------------|
|   | 1931-32      | 1932-33   | 1933-34   | 1934-35   | 1935-36   | 1931-32     | 1932-33     | 1933-34     | 1934-35     | 1935-36     |
| MADRAS—continued<br>FORT ST. GEORGE—continued<br>Textiles—concluded                   |              |           |           |           |           | R           | R           | R           | R           | R           |
| Silk—   |              |           |           |           |           |             |             |             |             |             |
| Raw . . . . . Lbs.  | 123,703      | 186,080   | 174,968   | 97,773    | —         | 4,37,558    | 6,42,012    | 6,26,803    | 2,74,243    | —           |
| Silk, raw and cocoons—  |              |           |           |           |           |             |             |             |             |             |
| Cocoons . . . . .   | —            | —         | —         | —         | 201,441   | —           | —           | —           | —           | 5,04,509    |
| Other sorts . . . . .   | —            | —         | —         | —         | 159,850   | —           | —           | —           | —           | 4,70,643    |
| Total . . . . .   | —            | —         | —         | —         | 361,291   | —           | —           | —           | —           | 9,75,152    |
| Silk yarn, noils and warps . . . . .  | 23           | 1,061     | 3,156     | 1,781     | —         | 231         | 4,562       | 7,569       | 6,841       | —           |
| Silk yarn—  |              |           |           |           |           |             |             |             |             |             |
| Made from silk other than waste or noils . . . . .                                    | —            | —         | —         | —         | 3,655     | —           | —           | —           | —           | 16,706      |
| Made from silk waste or noils . . . . .   | —            | —         | —         | —         | 10,500    | —           | —           | —           | —           | 34,968      |
| Manufactures—   |              |           |           |           |           |             |             |             |             |             |
| Goods of silk (mixed with other materials) . . . . .                                  | Yds. —       | —         | —         | —         | 12,880    | 2,21,025    | 2,34,273    | 1,62,571    | 1,85,025    | 42,052      |
|   | Lbs. 496,492 | 751,545   | 374,551   | 55,140    | 74,338    |             |             |             |             |             |
| Silk piece-goods * . . . . .  | Lbs. —       | —         | —         | —         | —         | 5,39,963    | 7,39,627    | 9,45,372    | 7,47,333    | —           |
|   | Yds. 702,562 | 1,148,213 | 1,616,831 | 1,286,424 | —         |             |             |             |             |             |
| Fuji, Boseki and Corded (spun silk)† . . . . .  | Lbs. —       | —         | —         | —         | 55,437    | —           | —           | —           | —           | 2,40,016    |
|   | Yds. —       | —         | —         | —         | 501,673   |             |             |             |             |             |
| Crepes and Georges† . . . . .   | Lbs. —       | —         | —         | —         | 48,109    | —           | —           | —           | —           | 2,82,431    |
|   | Yds. —       | —         | —         | —         | 490,029   |             |             |             |             |             |
| Other sorts† . . . . .  | Lbs. —       | —         | —         | —         | 5,053     | —           | —           | —           | —           | 24,375      |
|   | Yds. —       | —         | —         | —         | 56,760    |             |             |             |             |             |
| Other sorts . . . . . Value   | —            | —         | —         | —         | —         | 10,636      | 6,781       | 16,126      | 16,183      | 13,274      |
| Total of Silk . . . . .   | —            | —         | —         | —         | —         | 13,09,163   | 18,27,255   | 17,59,441   | 12,29,630   | 16,29,564   |
| Wool—   |              |           |           |           |           |             |             |             |             |             |
| Raw . . . . . Lbs.  | —            | —         | 300,551   | 69,872    | 254,902   | —           | —           | 1,36,491    | 33,462      | 1,17,847    |
| Yarn and knitting wool—   |              |           |           |           |           |             |             |             |             |             |
| Worsted yarn for weaving . . . . .  | 6,739        | 10,366    | 1,935     | 4,517     | 2,381     | 16,500      | 20,952      | 4,006       | 8,819       | 3,451       |
| Knitting wool . . . . .   | 26,428       | 26,098    | 29,651    | 39,370    | 36,405    | 74,004      | 79,633      | 75,210      | 1,02,335    | 70,791      |
| Total of Yarn and knitting wool . . . . .   | 33,167       | 36,464    | 31,586    | 43,887    | 38,786    | 90,594      | 1,00,585    | 79,216      | 1,11,204    | 83,242      |
| Manufactures—   |              |           |           |           |           |             |             |             |             |             |
| Blankets (other than floor rugs) . . . . .  | 44,231       | 113,668   | 27,107    | 15,737    | 13,009    | 44,879      | 97,898      | 27,502      | 22,041      | 14,215      |
| Carpets and rugs . . . . .  | 8,525        | 7,946     | 6,955     | 7,863     | 4,603     | 24,144      | 11,579      | 13,673      | 17,184      | 9,133       |
| Hosiery . . . . .   | 4,450        | 1,915     | 2,208     | 3,468     | 5,336     | 15,157      | 8,210       | 9,329       | 13,452      | 17,636      |
| Woolen and worsted piece-goods . . . . .  | Lbs. —       | —         | —         | —         | 31,037    | 73,845      | 1,33,725    | 1,60,235    | 1,84,902    | 1,11,572    |
|   | Yds. 37,625  | 178,637   | 207,343   | 205,043   | 50,301    |             |             |             |             |             |
| Goods of wool mixed with other materials† . . . . .                                   | Lbs. —       | —         | —         | —         | 17,224    | —           | —           | —           | —           | 53,126      |
|   | Yds. —       | —         | —         | —         | 34,301    |             |             |             |             |             |
| Shawls and Lohis . . . . . No.  | 30,224       | 45,142    | 50,692    | 46,084    | 33,956    | 1,04,763    | 1,76,333    | 1,64,323    | 1,61,237    | 97,332      |
| Other sorts . . . . . Value   | —            | —         | —         | —         | —         | 7,010       | 9,760       | 15,789      | 39,032      | 8,349       |
| Total of Wool . . . . .   | —            | —         | —         | —         | —         | 3,60,399    | 5,33,080    | 6,27,068    | 5,32,614    | 5,12,554    |
| Artificial silk—  |              |           |           |           |           |             |             |             |             |             |
| Artificial silk yarn . . . . . Lbs.   | 2,131,887    | 3,701,131 | 2,820,728 | 4,070,043 | 3,075,152 | 21,15,273   | 31,08,502   | 32,62,989   | 23,79,177   | 16,77,153   |
| Piece-goods made entirely of artificial silk . . . . . Yards                          | 4,621,666    | 5,125,388 | 971,440   | 692,493   | 965,433   | 14,14,440   | 11,32,436   | 2,38,205    | 1,99,781    | 1,79,963    |
| Piece-goods made of cotton and artificial silk (a) . . . . .                          | 859,078      | 750,367   | 758,250   | —         | —         | 1,70,558    | 4,36,975    | 2,74,520    | —           | —           |
| Containing 50% or more of cotton(b) . . . . .   | —            | —         | —         | 571,436   | 305,875   | —           | —           | —           | 1,44,404    | 75,661      |
| Containing no cotton or less than 50% of cotton(b), . . . . .                         | —            | —         | —         | 111,503   | 21,710    | —           | —           | —           | 39,539      | 12,425      |
| Piece-goods made of cotton embroidered or superimposed with artificial silk . . . . . | —            | —         | 5,100     | —         | —         | —           | —           | 5,297       | —           | —           |
| Total piece-goods of cotton and artificial silk . . . . .                             | 4,980,744    | 5,877,255 | 1,734,790 | 1,375,467 | 1,294,023 | 15,99,998   | 15,70,411   | 5,70,029    | 2,73,774    | 2,68,069    |
| Other sorts . . . . . Value   | —            | —         | —         | —         | —         | 30,414      | 11,035      | 20,126      | 10,353      | 5,649       |
| Total of artificial silk (c) . . . . .  | —            | —         | —         | —         | —         | 37,89,685   | 46,39,948   | 28,59,137   | 32,63,204   | 19,50,871   |
| Other textiles—   |              |           |           |           |           |             |             |             |             |             |
| Manufactured . . . . .  | —            | —         | —         | —         | —         | 5,044       | 19,594      | 19,376      | 66,470      | 33,692      |
| Total of Textiles . . . . .   | —            | —         | —         | —         | —         | 2,42,91,693 | 3,23,11,856 | 2,43,02,617 | 2,58,93,098 | 2,31,64,161 |

(a) Subdivided from 1934-35.

(b) Separately recorded from 1934-35.

(c) Separately shown from 1933-34 and discontinued from 1935-36.

\* Subdivided from 1935-36.

† Separately shown from 1935-36.

TRADE AT CHIEF PORT  
FORT ST. GEORGE

( 172 )

No. 12--continued

IMPORTS--continued

| PRINCIPAL AND OTHER ARTICLES  | QUANTITY            |                     |                     |                     |                     | VALUE     |           |           |           |           |
|---|---------------------|---------------------|---------------------|---------------------|---------------------|-----------|-----------|-----------|-----------|-----------|
|   | 1931-32             | 1932-33             | 1933-34             | 1934-35             | 1935-36             | 1931-32   | 1932-33   | 1933-34   | 1934-35   | 1935-36   |
| <b>MADRAS--continued</b>  |                     |                     |                     |                     |                     |           |           |           |           |           |
| <b>FORT ST. GEORGE--continued</b>   |                     |                     |                     |                     |                     |           |           |           |           |           |
| Tobacco--   |                     |                     |                     |                     |                     |           |           |           |           |           |
| Unmanufactured Lbs.   | 1,692,221           | 1,534,000           | 1,568,851           | 1,421,488           | 1,177,306           | 19,31,709 | 24,54,285 | 24,75,537 | 22,25,505 | 10,08,104 |
| Manufactured--  |                     |                     |                     |                     |                     |           |           |           |           |           |
| Cigarettes (No. / Lbs.)   | 30,781,345 / 74,307 | 14,103,015 / 85,431 | 12,457,708 / 31,751 | 14,249,900 / 33,091 | 14,790,428 / 36,735 | 3,18,173  | 1,39,038  | 96,802    | 99,374    | 1,21,445  |
| Other sorts Lbs.  | 13,925              | 5,700               | 5,318               | 8,735               | 4,284               | 68,374    | 26,696    | 23,785    | 20,034    | 19,764    |
| Total of Tobacco  | 1,779,453           | 1,575,131           | 1,605,920           | 1,463,314           | 1,218,415           | 23,18,761 | 26,10,019 | 25,96,124 | 23,50,973 | 21,07,593 |
| Roller requisites (not specified elsewhere) Value   | --                  | --                  | --                  | --                  | --                  | 4,39,566  | 5,53,422  | 5,02,771  | 5,97,541  | 5,72,040  |
| Toys and requisites for games and sports (including fishing tackle)--   |                     |                     |                     |                     |                     |           |           |           |           |           |
| Toys  | --                  | --                  | --                  | --                  | --                  | 1,20,596  | 1,33,808  | 1,52,519  | 1,27,137  | 1,48,042  |
| Requisites for games and sports (excluding firearms, etc.)--  | --                  | --                  | --                  | --                  | --                  | --        | --        | --        | --        | --        |
| Playing cards   | --                  | --                  | --                  | --                  | --                  | 2,03,429  | 1,52,558  | 1,45,462  | 1,82,898  | 1,55,450  |
| Other sorts   | --                  | --                  | --                  | --                  | --                  | 36,660    | 37,989    | 68,586    | 62,825    | 62,787    |
| Total of Toys, etc.   | --                  | --                  | --                  | --                  | --                  | 3,63,685  | 3,24,445  | 3,66,517  | 3,72,855  | 3,66,879  |
| Umbrella, and Umbrella fittings--   |                     |                     |                     |                     |                     |           |           |           |           |           |
| Umbrellas complete (including parasols and sunshades) No.   | 3,930               | 13,253              | 26,857              | 10,957              | 7,433               | 5,920     | 12,409    | 23,378    | 6,937     | 3,539     |
| Umbrella fittings Value   | --                  | --                  | --                  | --                  | --                  | 72,600    | 11,794    | 61,176    | 68,202    | 90,568    |
| Total of Umbrellas, etc.  | --                  | --                  | --                  | --                  | --                  | 78,520    | 24,203    | 84,554    | 75,229    | 94,107    |
| <b>Vehicles (excluding locomotives, etc.) for railways--</b>  |                     |                     |                     |                     |                     |           |           |           |           |           |
| <b>Carriages and carts not mechanically propelled and parts thereof (excluding railway carriages, trucks, etc.)--</b> |                     |                     |                     |                     |                     |           |           |           |           |           |
| Carriages and carts not mechanically propelled (excluding railway carriages, trucks, etc.)                            |                     |                     |                     |                     |                     |           |           |           |           |           |
| Protected No.   | --                  | 50                  | 24                  | 24                  | --                  | --        | 2,350     | 2,982     | 6,504     | --        |
| Not protected   | 14                  | 30                  | 20                  | 106                 | 210                 | 1,394     | 4,910     | 2,505     | 15,183    | 37,252    |
| Parts of Carriages, and carts (excluding rubber tyres)  |                     |                     |                     |                     |                     |           |           |           |           |           |
| Protected Value   | --                  | --                  | --                  | --                  | --                  | 26,306    | 21,416    | 24,264    | 26,478    | 34,188    |
| Not protected   | --                  | --                  | --                  | --                  | --                  | 8,198     | 21,864    | 11,702    | 68,505    | 52,640    |
| Perambulators and children's go-carts No.   | 885                 | 896                 | 686                 | 1,018               | 879                 | 19,800    | 15,334    | 14,410    | 18,093    | 14,015    |
| Parts of perambulators and children's go-carts Value  | --                  | --                  | --                  | --                  | --                  | --        | 13        | 46        | 12        | 402       |
| Total of Carriages and carts not mechanically propelled and parts thereof, etc.                                       | --                  | --                  | --                  | --                  | --                  | 55,768    | 65,787    | 55,909    | 1,35,205  | 1,33,497  |
| <b>Cycles (other than Motor Cycles) and parts thereof and accessories--</b>   |                     |                     |                     |                     |                     |           |           |           |           |           |
| Cycles imported entire or in sections No.   | 5,160               | 8,941               | 15,543              | 18,934              | 13,972              | 1,66,694  | 2,71,245  | 4,16,614  | 3,77,214  | 4,02,849  |
| Parts of cycles and accessories (excluding rubber tyres) Value  | --                  | --                  | --                  | --                  | --                  | 6,71,887  | 9,96,745  | 11,67,234 | 13,10,957 | 11,58,760 |
| Total of Cycles (other than Motor Cycles) and parts thereof and accessories   | --                  | --                  | --                  | --                  | --                  | 8,38,581  | 12,67,990 | 15,83,848 | 16,88,171 | 15,61,609 |
| <b>Mechanically propelled vehicles (excluding railway locomotives and tractors)--</b>                                 |                     |                     |                     |                     |                     |           |           |           |           |           |
| Air Craft No.   | 2                   | 1                   | 2                   | --                  | --                  | 18,202    | 4,974     | 29,825    | --        | --        |
| Parts of air-crafts Value   | --                  | --                  | --                  | --                  | --                  | 7,824     | 1,010     | 7,451     | 5,580     | 5,109     |
| Carriages and parts for railways  | --                  | --                  | --                  | --                  | --                  | 10,73,076 | 1,83,322  | 7,48,690  | 6,25,876  | 6,15,505  |
| Wagons and parts for Railways   | --                  | --                  | --                  | --                  | --                  | 3,87,693  | 1,25,086  | 1,16,851  | 64,000    | 2,000     |
| Motor Cars (including taxi-cabs) No.  | 806                 | 866                 | 1,189               | 1,598               | 1,611               | 15,65,487 | 17,41,378 | 21,51,978 | 29,67,694 | 29,27,946 |
| Motor cycles (including scooters)   | 152                 | 95                  | 117                 | 81                  | 169                 | 71,170    | 39,623    | 52,033    | 85,461    | 58,724    |

No. 12—continued

IMPORTS—continued

| PRINCIPAL AND OTHER ARTICLES  | QUANTITY |         |         |         |         | VALUE        |              |              |              |              |
|---|----------|---------|---------|---------|---------|--------------|--------------|--------------|--------------|--------------|
|   | 1931-32  | 1932-33 | 1933-34 | 1934-35 | 1935-36 | 1931-32      | 1932-33      | 1933-34      | 1934-35      | 1935-36      |
| MADRAS—continued  |          |         |         |         |         | R            | R            | R            | R            | R            |
| FORT ST. GEORGE—continued   |          |         |         |         |         |              |              |              |              |              |
| Vehicles (excluding locomotives, etc.) for railways—contd.  |          |         |         |         |         |              |              |              |              |              |
| Mechanically propelled vehicles (excluding railway locomotives and tractors)—contd.                               |          |         |         |         |         |              |              |              |              |              |
| Motor omnibuses, motor vans and motor lorries—Imported with bodies . No.  | 7        | 14      | ..      | 145     | 11      | 14,115       | 25,986       | ..           | 1,85,894     | 41,271       |
| Chassis . . . . .   | 116      | 123     | 327     | 706     | 819     | 1,64,296     | 2,25,521     | 4,97,816     | 9,49,884     | 12,12,578    |
| Total of Motor Omnibuses, Motor Vans and Lorries . .  | 123      | 137     | 327     | 851     | 830     | 1,78,411     | 2,51,507     | 4,97,816     | 11,85,228    | 12,53,849    |
| Tram Cars . . . . .   |          |         |         |         | 2       | ..           | ..           | ..           | ..           | 10,118       |
| Parts of mechanically propelled vehicles and accessories, other than of Aircraft (excluding rubber tyres) . Value |          |         |         |         |         | 7,45,244     | 7,87,841     | 10,92,798    | 8,54,154     | 6,40,980     |
| Total of mechanically propelled vehicles, etc. . .  |          |         |         |         |         | 40,46,597    | 30,95,236    | 46,06,189    | 56,88,062    | 55,14,231    |
| Ships, parts of (including Launches and boats) . .  |          |         |         |         |         | 28,001       | 281          | 242          | 3,325        | 1,439        |
| Total of Vehicles (excluding locomotives, etc.) for railways . .  |          |         |         |         |         | 49,68,967    | 44,19,294    | 63,36,188    | 75,14,763    | 72,15,776    |
| Wood and Timber—  |          |         |         |         |         |              |              |              |              |              |
| Deal and pine wood C/Tons   | 18       | ..      | 10      | ..      | 23      | 3,787        | 212          | 3,798        | ..           | 5,616        |
| Teakwood . . . . .  | 1,035    | 479     | 1,283   | 267     | 203     | 1,26,934     | 50,722       | 1,38,364     | 29,137       | 25,127       |
| Other kinds of wood and timber . Value  |          |         |         |         |         | 2,69,930     | 1,25,366     | 1,83,825     | 2,25,759     | 2,19,226     |
| Manufactures of wood, other than Furniture and Cabinet-ware . . . . .   |          |         |         |         |         | 1,49,142     | 2,82,810     | 2,84,369     | 4,68,657     | 4,08,302     |
| Total of Wood and Timber . . . . .  |          |         |         |         |         | 5,49,793     | 4,15,110     | 6,05,341     | 7,23,553     | 6,53,271     |
| Postal Articles not specified . . . . .   |          |         |         |         |         | 23,65,747    | 20,77,392    | 19,13,578    | 16,09,350    | 12,04,680    |
| All other Articles of Merchandise—  |          |         |         |         |         |              |              |              |              |              |
| Unmanufactured . . . . .  |          |         |         |         |         | 72,429       | 50,749       | 81,080       | 1,21,728     | 1,16,409     |
| Manufactured . . . . .  |          |         |         |         |         | 7,88,961     | 7,83,245     | 6,75,308     | 6,26,869     | 6,83,799     |
| Grand Total (exclusive of Government Stores) . .  |          |         |         |         |         | 11,48,84,632 | 11,98,65,521 | 11,18,56,539 | 12,03,97,961 | 11,25,30,313 |

## GOVERNMENT STORES

| PRINCIPAL AND OTHER ARTICLES   | QUANTITY |         |         |         |         | VALUE   |         |         |         |         |
|--|----------|---------|---------|---------|---------|---------|---------|---------|---------|---------|
|  | 1931-32  | 1932-33 | 1933-34 | 1934-35 | 1935-36 | 1931-32 | 1932-33 | 1933-34 | 1934-35 | 1935-36 |
| Apparel (including drapery, uniforms, accessories, but excluding hosiery and boots and shoes). . Value |          |         |         |         |         | R       | R       | R       | R       | R       |
|  |          |         |         |         |         | 1,345   | 1,146   | 747     | 761     | 1,491   |
| Arms and Ammunition, and Military stores—  |          |         |         |         |         |         |         |         |         |         |
| Firearms, and parts thereof . . . . .  |          |         |         |         |         | 899     | ..      | 713     | 1,351   | 12,979  |
| Other sorts . . . . .  |          |         |         |         |         | 1,201   | ..      | ..      | ..      | ..      |
| Total of Arms, etc. . . . .  |          |         |         |         |         | 2,100   | ..      | 713     | 1,351   | 12,979  |
| Books printed, and printed matter (not being stationery), including maps and charts . . . . .          |          |         |         |         |         | 20,371  | 24,727  | 15,903  | 23,483  | 17,945  |
| Boots and Shoes . Pairs  |          |         |         |         | 8       | ..      | ..      | ..      | ..      | 62      |

TRADE AT CHIEF PORT  
FORT ST. GEORGE

( 174 )

No. 12—continued  
IMPORTS—continued

GOVERNMENT STORES—continued

| PRINCIPAL AND OTHER ARTICLES  | QUANTITY |         |         |         |         | VALUE    |          |          |          |          |
|---|----------|---------|---------|---------|---------|----------|----------|----------|----------|----------|
|   | 1931-32  | 1932-33 | 1933-34 | 1934-35 | 1935-36 | 1931-32  | 1932-33  | 1933-34  | 1934-35  | 1935-36  |
| <b>MADRAS—continued</b>   |          |         |         |         |         | R        | R        | R        | R        | R        |
| <b>Fort St. George—continued</b>  |          |         |         |         |         |          |          |          |          |          |
| Building and Engineering materials <i>other than</i> Iron, Steel, or Wood . . . Value   | —        | —       | —       | —       | —       | 9,437    | —        | —        | —        | —        |
| Chemicals . . . "   | —        | —       | —       | —       | —       | 7,54,502 | 1,48,049 | 1,41,738 | 1,74,150 | 1,45,027 |
| Drugs, Medicines and Narcotics—<br>Drugs—<br>Other sorts of drugs . . . "               | —        | —       | —       | —       | —       | 30,980   | 7,289    | 81,057   | 9,151    | 10,778   |
| Medicines and Narcotics . . . "   | —        | —       | —       | —       | —       | 2,18,911 | 1,79,125 | 1,22,420 | 1,05,300 | 1,04,921 |
| Total of Drugs, Medicines, and Narcotics . . . "  | —        | —       | —       | —       | —       | 2,34,891 | 1,86,364 | 1,53,477 | 1,14,511 | 1,75,699 |
| Earthenware and porcelain—<br>Earthenware (including pipes) . . . "                     | —        | —       | —       | —       | —       | 5,185    | 1,265    | 1,149    | 2,266    | 2,014    |
| Porcelain . . . "   | —        | —       | —       | —       | —       | 590      | 691      | 208      | 2,472    | 62       |
| Total of Earthenware and porcelain . . . "  | —        | —       | —       | —       | —       | 5,715    | 1,956    | 1,352    | 4,738    | 2,096    |
| Glass and Glassware—<br>Bottles and phials . . . Gross                                  | 1,617    | 707     | 1,275   | 1,087   | 1,353   | 59,743   | 28,671   | 49,173   | 33,718   | 50,510   |
| Other glassware . . . Value   | —        | —       | —       | —       | —       | 55,337   | 29,257   | 23,371   | 25,500   | 21,301   |
| Total of Glass and Glassware . . . "  | —        | —       | —       | —       | —       | 1,15,080 | 57,928   | 71,544   | 59,218   | 71,811   |
| Hardware and Cutlery (including agricultural implements and plated ware) . . . "        | —        | —       | —       | —       | —       | 58,417   | 24,169   | 22,399   | 21,095   | 62,234   |
| Instruments, Apparatus, and Appliances, and parts thereof—<br>Musical . . . "           | —        | —       | —       | —       | —       | 1,770    | 1,510    | 173      | 2,568    | 785      |
| Photographic . . . "  | —        | —       | —       | —       | —       | 57,524   | 46,396   | 68,214   | 90,481   | 81,349   |
| Other kinds . . . "   | —        | —       | —       | —       | —       | 3,44,620 | 1,79,945 | 1,82,407 | 3,19,813 | 2,27,477 |
| Total of Instruments, etc. . . "  | —        | —       | —       | —       | —       | 4,08,914 | 2,27,851 | 2,45,794 | 4,12,862 | 3,09,511 |
| Leather . . . "   | —        | —       | —       | —       | —       | 1,058    | 428      | 1,566    | 1,912    | 2,130    |
| Liquors—<br>Spirit . . . Galls.   | —        | —       | —       | —       | 2       | —        | —        | —        | —        | 40       |
| Machinery and Millwork—<br>Steam Engines and parts (other than locomotives) . . . Value | —        | —       | —       | —       | —       | 2,732    | 183      | —        | —        | —        |
| Other sorts of Machinery . . . "  | —        | —       | —       | —       | —       | 7,48,236 | 2,26,916 | 2,08,858 | 72,579   | 1,03,913 |
| Total of Machinery, etc. . . "  | —        | —       | —       | —       | —       | 7,51,048 | 2,27,049 | 2,08,858 | 72,579   | 1,03,913 |

No. 12—continued

IMPORTS—continued

GOVERNMENT STORES—continued

| PRINCIPAL AND OTHER ARTICLES  | QUANTITY |         |         |         |         | VALUE    |         |         |         |         |
|---|----------|---------|---------|---------|---------|----------|---------|---------|---------|---------|
|   | 1931-32  | 1932-33 | 1933-34 | 1934-35 | 1935-36 | 1931-32  | 1932-33 | 1933-34 | 1934-35 | 1935-36 |
| MADRAS—continued  |          |         |         |         |         | R        | R       | R       | R       | R       |
| FOR: ST. GEORGE—continued   |          |         |         |         |         |          |         |         |         |         |
| Metals and Ores—  |          |         |         |         |         |          |         |         |         |         |
| Iron—   |          |         |         |         |         |          |         |         |         |         |
| Manufactures—   |          |         |         |         |         |          |         |         |         |         |
| Bars and channels { Protected Tons  | 1        | ..      | ..      | ..      | ..      | 152      | ..      | ..      | ..      | ..      |
| { Not Protected ..  | ..       | ..      | 3       | 3       | ..      | ..       | ..      | 712     | 841     | ..      |
| Steel—  |          |         |         |         |         |          |         |         |         |         |
| Bars and channels { Protected ..  | ..       | ..      | ..      | ..      | ..      | 30       | ..      | ..      | ..      | ..      |
| { Not protected ..  | 20       | 50      | ..      | ..      | ..      | 1,761    | 5,608   | ..      | ..      | ..      |
| Iron or Steel—  |          |         |         |         |         |          |         |         |         |         |
| Nails, screws, rivets, and washers (Not protected) ..                       | ..       | ..      | ..      | 1       | ..      | 55       | ..      | ..      | 307     | ..      |
| Bars and fish plates of steel or iron—                                      |          |         |         |         |         |          |         |         |         |         |
| Protected ..  | ..       | 7       | ..      | ..      | ..      | ..       | 1,019   | ..      | ..      | ..      |
| Not protected ..  | ..       | 59      | ..      | ..      | ..      | ..       | 5,573   | ..      | ..      | ..      |
| Sheets and plates (including galvanized and tinned plates) Not Protected .. | 11       | 17      | 6       | ..      | 5       | 1,945    | 3,383   | 1,410   | ..      | 1,000   |
| Other manufactures of iron or steel { Protected ..                          | 2        | 1       | ..      | 6       | 1       | 930      | 306     | ..      | ..      | 272     |
| { Not protected ..  | ..       | 4       | ..      | ..      | ..      | ..       | 1,582   | ..      | 1,420   | ..      |
| Total of Iron or Steel ..   | 18       | 88      | 6       | 7       | 6       | 2,930    | 11,868  | 1,410   | 1,727   | 1,362   |
| Lead—   |          |         |         |         |         |          |         |         |         |         |
| Wrought—  |          |         |         |         |         |          |         |         |         |         |
| Sheets, pipes, and tubes .. Cwts.   | 43       | ..      | ..      | ..      | ..      | 662      | ..      | ..      | ..      | ..      |
| Metals and Ores, unenumerated ..  | 7        | 4       | 7       | 6       | 4       | 2,928    | 2,370   | 2,886   | 2,046   | 1,035   |
| Total of Metals and Ores .. Tons  | 36       | 133     | 9       | 10      | 6       | 5,458    | 19,836  | 5,008   | 4,614   | 2,397   |
| Paper and Pasteboard—   |          |         |         |         |         |          |         |         |         |         |
| Paper—  |          |         |         |         |         |          |         |         |         |         |
| Printing Paper { Protected Cwts.  | 533      | 150     | 827     | 25      | 41      | 27,964   | 7,853   | 14,790  | 1,716   | 1,894   |
| { Not protected ..  | 4        | ..      | 533     | 13      | ..      | 240      | ..      | 5,396   | 233     | ..      |
| Writing paper and envelopes { Protected ..                                  | 149      | 575     | 24      | 272     | 34      | 12,248   | 14,099  | 1,756   | 13,254  | 3,234   |
| { Not protected ..  | ..       | 10      | 81      | ..      | 6       | ..       | 605     | 4,265   | ..      | 1,051   |
| Other kinds of paper ..   | 4,232    | 99      | 68      | 212     | 57      | 80,205   | 9,355   | 7,116   | 3,440   | 3,737   |
| Total of Paper ..   | 4,938    | 834     | 1,589   | 532     | 138     | 1,20,555 | 31,012  | 33,223  | 23,693  | 9,916   |
| Fibre-board, mill-board and card-board of all kinds ..                      | 2,192    | 3       | 1,320   | ..      | 870     | 14,379   | 1,021   | 11,613  | ..      | 3,608   |
| Total of Paper and Pasteboard ..  | 7,130    | 837     | 3,408   | 532     | 1,008   | 1,34,934 | 32,033  | 44,836  | 23,693  | 13,614  |
| Printing and litho-grapting materials (excluding paper) .. Value            | ..       | ..      | ..      | ..      | ..      | 9,325    | 6,925   | 4,740   | 14,057  | 18,439  |



TRADE AT CHIEF PORT  
FORT ST. GEORGE

( 176 )

No. 12—continued  
IMPORTS—continued

GOVERNMENT STORES—concluded

| PRINCIPAL AND OTHER ARTICLES  | QUANTITY |         |         |         |         | VALUE     |           |           |           |           |
|---|----------|---------|---------|---------|---------|-----------|-----------|-----------|-----------|-----------|
|   | 1931-32  | 1932-33 | 1933-34 | 1934-35 | 1935-36 | 1931-32   | 1932-33   | 1933-34   | 1934-35   | 1935-36   |
|   |          |         |         |         |         | R         | R         | R         | R         | R         |
| <b>MADRAS—continued</b>   |          |         |         |         |         |           |           |           |           |           |
| <b>FORT ST. GEORGE—continued</b>  |          |         |         |         |         |           |           |           |           |           |
| Stationery (excluding paper) Not protected . . . Value                              | —        | —       | —       | —       | —       | 41,955    | 21,529    | 18,047    | 20,879    | 21,936    |
| Telegraphs, materials for construction of . . .                                     | —        | —       | —       | —       | —       | 5,900     | ..        | ..        | 247       | ..        |
| <b>Textiles—</b>  |          |         |         |         |         |           |           |           |           |           |
| <b>Cotton—</b>  |          |         |         |         |         |           |           |           |           |           |
| <b>Manufactures—</b>  |          |         |         |         |         |           |           |           |           |           |
| <b>Piece goods—</b>   |          |         |         |         |         |           |           |           |           |           |
| White (bleacher) Yards  | 5,202    | 9,802   | ..      | 491     | ..      | 1,137     | 1,798     | ..        | 79        | ..        |
| Coloured, printed, or dyed . . .  | 84,515   | 30,993  | 55,183  | 20,752  | 38,187  | 37,806    | 5,081     | 10,082    | 4,955     | 6,129     |
| Other sorts of manufactures (including handkerchiefs and shawls in the piece) Value | —        | —       | —       | —       | —       | 18,663    | 1,186     | 640       | 8,362     | 1,919     |
| <b>Total of Cotton goods (excluding twist and yarn) . . .</b>                       | —        | —       | —       | —       | —       | 32,666    | 8,005     | 10,722    | 13,890    | 8,048     |
| <b>Flax—</b>  |          |         |         |         |         |           |           |           |           |           |
| <b>Manufactures—</b>  |          |         |         |         |         |           |           |           |           |           |
| Canvas . . . Yards  | ..       | 100     | 300     | ..      | ..      | ..        | 91        | 271       | ..        | ..        |
| Other sorts (including bags and sacks) Value  | —        | —       | —       | —       | —       | 1,073     | 1,421     | 595       | 985       | 700       |
| <b>Total of Flax . . .</b>  | —        | —       | —       | —       | —       | 1,073     | 1,512     | 866       | 985       | 700       |
| <b>Wool—</b>  |          |         |         |         |         |           |           |           |           |           |
| <b>Manufactures—</b>  |          |         |         |         |         |           |           |           |           |           |
| Piece goods . . . Yards   | 32       | 1,332   | 789     | ..      | ..      | 37        | 1,602     | 545       | ..        | ..        |
| Other sorts . . .   | ..       | ..      | 40      | ..      | ..      | ..        | ..        | 185       | ..        | 1,891     |
| <b>Total of Textiles . . . Value</b>  | —        | —       | —       | —       | —       | 84,366    | 11,019    | 12,318    | 14,376    | 10,839    |
| Vehicles including locomotives, etc., for railways . . . Value                      | —        | —       | —       | —       | —       | 982       | 856       | ..        | 30,648    | 893       |
| <b>All other articles—</b>  |          |         |         |         |         |           |           |           |           |           |
| Unmanufactured . . .  | —        | —       | —       | —       | —       | 1,454     | 4,578     | 1,333     | 1,027     | 2,630     |
| Manufactured . . .  | —        | —       | —       | —       | —       | 1,05,819  | 38,522    | 76,266    | 1,16,594  | 79,665    |
| <b>GRAND TOTAL OF GOVERNMENT STORES . . .</b>                                       | —        | —       | —       | —       | —       | 21,01,276 | 10,30,864 | 10,26,634 | 11,14,298 | 10,60,151 |

## No. 12—continued

## EXPORTS

## INDIAN MERCHANDISE

| PRINCIPAL AND OTHER ARTICLES   | QUANTITY |         |         |         |         | VALUE     |          |          |          |          |
|--|----------|---------|---------|---------|---------|-----------|----------|----------|----------|----------|
|  | 1931-32  | 1932-33 | 1933-34 | 1934-35 | 1935-36 | 1931-32   | 1932-33  | 1933-34  | 1934-35  | 1935-36  |
| <b>MADRAS—continued</b>  |          |         |         |         |         | R         | R        | R        | R        | R        |
| <b>FORT ST. GEORGE—continued</b>   |          |         |         |         |         |           |          |          |          |          |
| <b>Animals, living—</b>  |          |         |         |         |         |           |          |          |          |          |
| Sheep and goats No.  | 715      | 492     | ..      | ..      | 101     | 9,750     | 7,380    | ..       | ..       | 1,075    |
| Other kinds "  | 3,076    | 69      | 6,077   | 1,563   | 92      | 5,830     | 46,170   | 14,585   | 3,010    | 4,520    |
| Total of Animals, living   | 3,791    | 561     | 6,077   | 1,563   | 193     | 15,580    | 53,550   | 14,585   | 3,010    | 5,595    |
| <b>Apparel (including drapery, uniforms, accoutrements, but excluding hosiery and boots and shoes) Value</b> | —        | —       | —       | —       | —       | 4,280     | 6,834    | 5,540    | 901      | 2,949    |
| <b>Books, printed and printed matter Cwts.</b>   | 640      | 600     | 845     | 744     | 1,097   | 99,618    | 1,09,560 | 95,001   | 81,714   | 1,37,473 |
| <b>Building and Engineering materials (other than of iron, steel, or wood) Value</b>                         | —        | —       | —       | —       | —       | 3,50,318  | 4,39,080 | 4,19,789 | 3,48,176 | 4,10,082 |
| <b>Chemicals and chemical preparations Cwts.</b>   | 459      | 2,615   | 1,752   | 504     | 560     | 1,97,503  | 2,32,390 | 15,981   | 34,670   | 255      |
| Coffee   | —        | —       | —       | —       | —       | 34,430    | 1,60,020 | 96,850   | 33,244   | 22,074   |
| <b>Drugs and Medicines (excluding Chemicals and Narcotics)—</b>  |          |         |         |         |         |           |          |          |          |          |
| Nux vomica "   | 2,607    | 632     | 5,744   | 3,842   | 3,553   | 15,659    | 2,344    | 32,426   | 15,764   | 30,397   |
| Other sorts of drugs and medicines Value   | —        | —       | —       | —       | —       | 34,702    | 38,000   | 34,601   | 33,889   | 38,020   |
| Total of Drugs and Medicines   | —        | —       | —       | —       | —       | 50,451    | 40,344   | 57,027   | 49,653   | 57,023   |
| <b>Dyeing and Tanning substances—</b>  |          |         |         |         |         |           |          |          |          |          |
| Indigo Cwts.   | 208      | 160     | 147     | 366     | 241     | 48,863    | 30,640   | 28,752   | 47,756   | 39,007   |
| Turmeric "   | 1,329    | 3,595   | 5,662   | 5,053   | 13,311  | 25,097    | 46,212   | 59,681   | 61,501   | 1,20,837 |
| Other sorts "  | 3,695    | 9,014   | 5,907   | 2,854   | 6,865   | 54,945    | 61,151   | 40,302   | 58,138   | 68,507   |
| Total of Dyeing and Tanning substances   | 10,732   | 12,769  | 11,776  | 14,173  | 20,417  | 1,23,905  | 1,38,003 | 1,28,685 | 1,67,395 | 2,20,251 |
| <b>Fibre for brushes and brooms Tons</b>   | 470      | 135     | ..      | ..      | ..      | 1,80,040  | 54,710   | ..       | ..       | ..       |
| <b>Fish—</b>   |          |         |         |         |         |           |          |          |          |          |
| Fishmaws and sharkins Cwts.  | 699      | 785     | 985     | 820     | 677     | 46,928    | 53,158   | 68,612   | 51,215   | 57,162   |
| Other kinds of fish "  | 113      | ..      | 18      | ..      | 25      | 2,825     | ..       | 400      | ..       | 820      |
| Total of Fish  | 812      | 785     | 1,003   | 820     | 702     | 49,753    | 53,158   | 69,012   | 51,215   | 57,472   |
| <b>Fruits and Vegetables—</b>  |          |         |         |         |         |           |          |          |          |          |
| <b>Fresh Fruits and vegetables—</b>  |          |         |         |         |         |           |          |          |          |          |
| Fresh Fruits Value   | —        | —       | —       | —       | —       | 3,418     | 1,908    | 4,226    | 3,339    | 1,051    |
| <b>Fresh vegetables of all kinds—</b>  |          |         |         |         |         |           |          |          |          |          |
| Onions Cwts.   | 147,493  | 104,841 | 77,555  | 93,316  | 85,900  | 7,37,899  | 5,24,237 | 3,80,766 | 4,73,197 | 4,35,658 |
| Other kinds Value  | —        | —       | —       | —       | —       | 3,908     | 975      | 655      | 4,518    | 2,212    |
| <b>Fruits and vegetables, salted, preserved, or all sorts Tons</b>   | 1,026    | 1,279   | 1,205   | 1,493   | 1,080   | 6,78,039  | 2,50,066 | 3,45,052 | 3,68,438 | 2,52,773 |
| Total of Fruits and Vegetables Value   | —        | —       | —       | —       | —       | 14,23,314 | 7,77,186 | 7,86,699 | 8,54,482 | 6,91,099 |
| <b>Hides and Skins, raw—</b>   |          |         |         |         |         |           |          |          |          |          |
| Hides, raw { Tons 2 1 2 3 15 } 540 328 1,020 2,250 14,000  |          |         |         |         |         |           |          |          |          |          |
| { No. =81 =130 =653 =750 =5,790  |          |         |         |         |         |           |          |          |          |          |
| <b>Skins, raw—</b>   |          |         |         |         |         |           |          |          |          |          |
| Goatskins { Tons 1,438 771 909 491 1,613 } 20,57,238 15,31,708 21,39,384 9,12,507 27,00,331                  |          |         |         |         |         |           |          |          |          |          |
| { No. =1,311,821 =1,331,703 =1,532,213 =870,493 =2,592,505   |          |         |         |         |         |           |          |          |          |          |
| Sheep skins { Tons 36 3 85 3 1 } 50,798 3,200 2,07,063 5,243 3,445   |          |         |         |         |         |           |          |          |          |          |
| { No. =38,124 =3,490 =162,855 =6,170 =2,590  |          |         |         |         |         |           |          |          |          |          |
| Other skins { Tons 2 4 3 .. .. } 25,203 13,920 30,365 .. 503   |          |         |         |         |         |           |          |          |          |          |
| { No. =17,919 =0,598 =13,718 .. ..   |          |         |         |         |         |           |          |          |          |          |
| Total of skins, raw { Tons 1,276 778 1,009 484 1,614 } 27,33,500 15,08,918 23,77,132 9,17,730 27,04,326      |          |         |         |         |         |           |          |          |          |          |
| { No. =1,367,864 =1,334,781 =1,698,786 =870,066 =2,596,495   |          |         |         |         |         |           |          |          |          |          |

INDIAN MERCHANDISE—continued

| PRINCIPAL AND OTHER ARTICLES  | QUANTITY |         |         |         |         | VALUE       |             |             |             |             |
|---|----------|---------|---------|---------|---------|-------------|-------------|-------------|-------------|-------------|
|   | 1931-32  | 1932-33 | 1933-34 | 1934-35 | 1935-36 | 1931-32     | 1932-33     | 1933-34     | 1934-35     | 1935-36     |
| MADRAS—continued  |          |         |         |         |         | R           | R           | R           | R           | R           |
| Fort St. George—continued   |          |         |         |         |         |             |             |             |             |             |
| Hides and skins, raw—continued  |          |         |         |         |         |             |             |             |             |             |
| Cuttings of Hides and skins, raw . . . Tons                                     | 248      | 31      | 72      | 39      | 1,647   | 18,790      | 8,685       | 5,610       | 2,490       | 1,88,036    |
| Total of Hides and skins, raw . . .   | 1,521    | 810     | 1,076   | 526     | 8,276   | 27,47,539   | 16,07,931   | 23,84,518   | 9,22,400    | 28,57,028   |
| Horns, tips and pieces of horn . . . Cwts.                                      | 2,305    | 4,736   | 8,270   | 7,930   | 6,703   | 15,995      | 27,581      | 67,415      | 60,817      | 43,938      |
| Leather—  |          |         |         |         |         |             |             |             |             |             |
| Hides, tanned or dressed—   |          |         |         |         |         |             |             |             |             |             |
| Buffalo hides { Tons 535 377 704 631 1,089                                      |          |         |         |         |         | 9,60,333    | 5,14,786    | 11,17,835   | 11,61,966   | 18,00,389   |
| { =No. =129,524 =100,374 =101,499 =189,958 =261,824                             |          |         |         |         |         |             |             |             |             |             |
| Cow hides . . . { Tons 8,305 7,481 10,892 9,241 11,426                          |          |         |         |         |         | 1,69,00,157 | 1,30,72,775 | 1,97,25,632 | 1,66,64,151 | 1,80,73,267 |
| { =No. =2,784,946 =2,553,120 =3,602,368 =3,079,809 =3,893,736                   |          |         |         |         |         |             |             |             |             |             |
| Buffalo calf skins { Tons 304 312 410 394 379                                   |          |         |         |         |         | 6,33,331    | 5,51,899    | 7,78,593    | 7,18,101    | 6,82,325    |
| { =No. =341,243 =323,583 =407,157 =376,006 =391,413                             |          |         |         |         |         |             |             |             |             |             |
| Cow calf skins . . . { Tons 448 415 578 652 697                                 |          |         |         |         |         | 12,77,146   | 9,93,575    | 13,19,742   | 15,05,006   | 15,88,228   |
| { =No. =535,934 =483,400 =630,396 =741,693 =824,705                             |          |         |         |         |         |             |             |             |             |             |
| Total of Hides, tanned or dressed . . . { Tons 9,612 8,585 12,584 10,968 13,591 |          |         |         |         |         | 1,94,70,837 | 1,51,33,035 | 2,29,41,852 | 1,90,50,214 | 2,21,44,209 |
| { =No. =2,791,697 =2,460,377 =4,781,415 =4,387,581 =5,371,678                   |          |         |         |         |         |             |             |             |             |             |
| Skins, tanned or dressed—   |          |         |         |         |         |             |             |             |             |             |
| Goat skins . . . { Tons 2,394 2,693 3,263 3,363 2,889                           |          |         |         |         |         | 1,50,92,838 | 1,09,11,411 | 1,60,64,854 | 1,72,99,221 | 1,35,21,154 |
| { =No. =2,327,184 =2,580,153 =11,448,464 =12,037,250 =10,263,505                |          |         |         |         |         |             |             |             |             |             |
| Sheep skins . . . { Tons 2,500 2,308 2,582 2,516 2,900                          |          |         |         |         |         | 1,24,67,634 | 1,14,45,927 | 1,26,48,939 | 1,26,21,547 | 1,36,02,004 |
| { =No. =9,372,959 =9,164,449 =10,162,276 =10,664,658 =11,583,081                |          |         |         |         |         |             |             |             |             |             |
| Other skins . . . { Tons 53 47 39 52 101  |          |         |         |         |         | 5,73,462    | 4,66,214    | 3,68,808    | 3,85,316    | 3,58,928    |
| { =No. =730,327 =705,249 =453,686 =213,438 =200,026                             |          |         |         |         |         |             |             |             |             |             |
| Total of Skins, tanned or dressed . . . { Tons 4,947 5,046 5,884 6,031 5,887    |          |         |         |         |         | 2,81,34,924 | 2,79,23,552 | 2,89,82,146 | 3,01,56,064 | 2,74,82,036 |
| { =No. =18,436,450 =19,449,851 =22,074,376 =22,915,396 =22,046,612              |          |         |         |         |         |             |             |             |             |             |
| Unwrought . . . Cwts.   | 609      | 455     | 2,173   | 5,191   | 8,017   | 3,15,984    | 2,07,532    | 5,00,372    | 11,44,931   | 21,00,277   |
| Manufactures . . . Value  | —        | —       | —       | —       | —       | 5,996       | 6,048       | 18,349      | 28,995      | 28,111      |
| Total of Leather . . .  | —        | —       | —       | —       | —       | 4,79,27,821 | 4,32,70,167 | 5,24,37,719 | 5,03,80,224 | 5,17,54,689 |
| Manures (excluding oil-cakes)—  |          |         |         |         |         |             |             |             |             |             |
| Bones for manurial purposes . . . Tons  | 717      | 385     | 675     | 308     | 2,577   | 88,615      | 26,925      | 42,330      | 43,340      | 1,20,076    |
| Bonemeal . . .  | 134      | ..      | 668     | 524     | 270     | 27,600      | ..          | 41,347      | 30,102      | 15,898      |
| Other kinds . . .   | 7        | 40      | ..      | 100     | 113     | 780         | 4,000       | ..          | 5,000       | 10,528      |
| Total of Manures . . .  | 908      | 425     | 1,273   | 1,432   | 2,960   | 1,16,995    | 32,925      | 83,707      | 78,442      | 1,55,502    |
| Metals and Ores—  |          |         |         |         |         |             |             |             |             |             |
| Brass, Bronze and similar alloys and manufactures thereof, wrought . . . Cwt.   | 191      | 117     | 185     | 407     | 1,024   | 20,728      | 12,371      | 18,262      | 27,433      | 49,281      |
| Chromite (chromium iron ore) . . . Tons   | 2,500    | 6,398   | 3,700   | 8,554   | 6,109   | 87,502      | 2,38,375    | 1,28,000    | 3,80,650    | 1,95,793    |
| Iron or Steel—  |          |         |         |         |         |             |             |             |             |             |
| Old for remanufacture . . .   | ..       | 6,164   | 14,663  | 4,449   | 8,398   | ..          | 1,16,066    | 3,45,505    | 1,01,816    | 2,28,499    |
| Others . . .  | ..       | ..      | ..      | ..      | ..      | ..          | ..          | ..          | ..          | 40          |
| Total of Iron or Steel . . .  | ..       | 6,164   | 14,663  | 4,449   | 8,398   | ..          | 1,16,066    | 3,45,505    | 1,01,816    | 2,28,539    |
| Other Metals and Ores . . .   | 100      | 17      | 2       | 34      | 58      | 89,196      | 41,697      | 4,262       | 66,506      | 80,131      |
| Total of Metals and Ores . . .  | 2,609    | 13,025  | 18,374  | 18,057  | 14,646  | 1,97,386    | 4,98,479    | 4,96,129    | 4,76,404    | 5,58,744    |
| Mica—   |          |         |         |         |         |             |             |             |             |             |
| In Blocks . . . Cwts.   | 2,205    | 1,666   | 4,376   | 4,920   | 4,817   | 4,02,435    | 2,50,377    | 6,19,425    | 5,08,502    | 6,82,727    |
| In Splittings . . .   | 5,017    | 4,383   | 5,580   | 5,331   | 10,224  | 8,46,456    | 2,77,468    | 2,75,294    | 2,56,295    | 4,54,678    |
| Total of Mica . . .   | 7,222    | 6,049   | 9,956   | 10,241  | 15,041  | 7,48,891    | 5,27,845    | 8,94,719    | 7,64,797    | 10,37,405   |
| Oil—  |          |         |         |         |         |             |             |             |             |             |
| Essential—  |          |         |         |         |         |             |             |             |             |             |
| Sandalwood Oil . . . { lb. 13,536 282 9,549 23,779 30,279                       |          |         |         |         |         | 1,33,211    | 4,060       | 1,26,373    | 5,39,201    | 2,61,341    |
| { gals. 1,537 32 1,048 3,165 3,232  |          |         |         |         |         |             |             |             |             |             |
| Other sorts . . . { lb. .. .. 600 4,245   |          |         |         |         |         | ..          | ..          | ..          | 1,500       | 8,249       |
| { gals. .. .. 50 472  |          |         |         |         |         |             |             |             |             |             |

No. 12—continued  
EXPORTS—continued

## INDIAN MERCHANDISE—continued

| PRINCIPAL AND OTHER<br>ARTICLES                             | QUANTITY       |                |                |                |                | VALUE              |                    |                    |                    |                    |
|---|----------------|----------------|----------------|----------------|----------------|--------------------|--------------------|--------------------|--------------------|--------------------|
|   | 1931-32        | 1932-33        | 1933-34        | 1934-35        | 1935-36        | 1931-32            | 1932-33            | 1933-34            | 1934-35            | 1935-36            |
| <b>MADRAS—continued</b><br><b>Fort St. George—continued</b> |                |                |                |                |                | R                  | R                  | R                  | R                  | R                  |
| <b>Oils—continued</b>                                       |                |                |                |                |                |                    |                    |                    |                    |                    |
| Mineral Gals.   | 2              | ..             | 3,300          | 30             | 40             | 10                 | ..                 | 5,300              | 68                 | 30                 |
| Vegetable, non-essential—                                   |                |                |                |                |                |                    |                    |                    |                    |                    |
| Castor .. .. .  | 40             | ..             | 97             | 208            | 204            | 80                 | ..                 | 200                | 285                | 610                |
| Other sorts .. .. .   | 784            | 364            | 1,365          | 1,224          | 4,386          | 1,138              | 1,406              | 4,183              | 2,681              | 7,461              |
| <b>Total of Oils .. .. .</b>                                | <b>2,313</b>   | <b>596</b>     | <b>5,710</b>   | <b>4,685</b>   | <b>8,334</b>   | <b>1,84,439</b>    | <b>5,526</b>       | <b>1,36,056</b>    | <b>3,43,738</b>    | <b>2,93,191</b>    |
| <b>Oil cakes—</b>   |                |                |                |                |                |                    |                    |                    |                    |                    |
| Groundnut cake Tons   | 825            | 3,024          | 1,768          | 2,037          | 2,234          | 60,651             | 2,20,117           | 1,00,538           | 1,00,882           | 1,21,895           |
| Other sorts .. .. .   | ..             | 1              | ..             | 23             | 3              | 102                | 85                 | ..                 | 2,330              | 405                |
| <b>Total of Oil Cakes .. .. .</b>                           | <b>825</b>     | <b>3,025</b>   | <b>1,768</b>   | <b>2,060</b>   | <b>2,237</b>   | <b>60,753</b>      | <b>2,20,202</b>    | <b>1,00,538</b>    | <b>1,03,212</b>    | <b>1,22,300</b>    |
| <b>Provisions and Oilman's stores—</b>                      |                |                |                |                |                |                    |                    |                    |                    |                    |
| Ghi Cwts.   | 1,766          | 333            | 160            | 57             | 37             | 1,33,200           | 24,230             | 11,670             | 4,211              | 2,758              |
| Pickles, chutnies, and condiments .. .. .                   | 4,429          | 5,339          | 4,906          | 3,426          | 103            | 2,29,107           | 2,37,209           | 2,60,634           | 1,46,604           | 5,099              |
| Other sorts of provisions .. .. .                           | 171            | 368            | 38             | 2,244          | 4,923          | 9,327              | 12,479             | 3,094              | 1,02,932           | 2,20,638           |
| <b>Total Provisions and Oilman's stores .. .. . Value</b>   | <b>—</b>       | <b>—</b>       | <b>—</b>       | <b>—</b>       | <b>—</b>       | <b>3,71,634</b>    | <b>3,24,058</b>    | <b>2,75,454</b>    | <b>2,53,747</b>    | <b>2,32,095</b>    |
| <b>Rubber—</b>  |                |                |                |                |                |                    |                    |                    |                    |                    |
| Manufactures .. .. . Value                                  | —              | —              | —              | —              | —              | ..                 | ..                 | ..                 | 533                | 2,225              |
| <b>Seeds—</b>   |                |                |                |                |                |                    |                    |                    |                    |                    |
| <b>Oilseeds—</b>  |                |                |                |                |                |                    |                    |                    |                    |                    |
| Essential—  |                |                |                |                |                |                    |                    |                    |                    |                    |
| Coriander Tons  | 93             | 58             | 63             | 2              | 14             | 21,172             | 14,425             | 14,364             | 1,055              | 1,980              |
| Other sorts .. .. .   | ..             | ..             | 6              | 1              | ..             | 110                | 13                 | 1,215              | 100                | ..                 |
| <b>Total of Seeds, essential .. .. .</b>                    | <b>93</b>      | <b>58</b>      | <b>69</b>      | <b>3</b>       | <b>14</b>      | <b>21,282</b>      | <b>14,438</b>      | <b>15,579</b>      | <b>1,155</b>       | <b>1,980</b>       |
| Non-essential—  |                |                |                |                |                |                    |                    |                    |                    |                    |
| Castor .. .. .  | 3,371          | 1,698          | 5,822          | 573            | 165            | 4,31,103           | 2,14,345           | 6,83,901           | 61,103             | 22,132             |
| Groundnuts .. .. .  | 233,363        | 112,134        | 134,072        | 150,300        | 110,791        | 3,27,43,519        | 1,73,78,927        | 1,79,26,275        | 1,49,00,275        | 1,79,72,966        |
| Other sorts .. .. .   | ..             | 204            | ..             | ..             | ..             | 2,661              | 25,375             | 180                | 79                 | 80                 |
| <b>Total of Seeds, non-essential .. .. .</b>                | <b>241,641</b> | <b>114,036</b> | <b>159,894</b> | <b>150,373</b> | <b>110,956</b> | <b>3,31,32,389</b> | <b>1,76,19,157</b> | <b>1,86,19,307</b> | <b>1,50,51,457</b> | <b>1,79,95,178</b> |
| Other than Oilseeds .. .. .                                 | 1              | 2              | ..             | ..             | ..             | 300                | 910                | 323                | ..                 | ..                 |
| <b>Total of Seeds .. .. .</b>                               | <b>241,735</b> | <b>114,096</b> | <b>159,963</b> | <b>150,376</b> | <b>110,970</b> | <b>3,32,03,370</b> | <b>1,76,34,605</b> | <b>1,86,36,209</b> | <b>1,50,52,612</b> | <b>1,79,97,158</b> |
| <b>Spices—</b>  |                |                |                |                |                |                    |                    |                    |                    |                    |
| Beblants .. .. . Cwts.                                      | 857            | 1,135          | 1,140          | 1,005          | 1,554          | 25,195             | 59,860             | 51,398             | 36,531             | 47,722             |
| Chillies .. .. .  | 38             | 52             | 151            | 3              | ..             | 440                | 1,315              | 3,235              | 60                 | 3                  |
| Pepper .. .. .  | 3              | ..             | 2              | ..             | 1              | 109                | 5                  | 90                 | 2                  | 66                 |
| Other sorts .. .. .   | 10             | 3              | 6              | 20             | 22             | 303                | 425                | 140                | 666                | 742                |
| <b>Total of Spices .. .. .</b>                              | <b>908</b>     | <b>1,245</b>   | <b>1,399</b>   | <b>1,028</b>   | <b>1,577</b>   | <b>26,047</b>      | <b>61,605</b>      | <b>55,661</b>      | <b>37,309</b>      | <b>48,532</b>      |

INDIAN MERCHANDISE—continued

| PRINCIPAL AND OTHER ARTICLES  | QUANTITY   |            |            |           |           | VALUE       |             |             |             |             |
|---|------------|------------|------------|-----------|-----------|-------------|-------------|-------------|-------------|-------------|
|   | 1931-32    | 1932-33    | 1933-34    | 1934-35   | 1935-36   | 1931-32     | 1932-33     | 1933-34     | 1934-35     | 1935-36     |
| MADRAS—continued  |            |            |            |           |           | B           | B           | B           | B           | B           |
| FORT ST. GEORGE—continued   |            |            |            |           |           |             |             |             |             |             |
| Stone and Marbles—<br>Granite Setts and<br>Pavement Curbs<br>(a) . . . . . Tons | —          | —          | 10,122     | 5,491     | 10,037    | —           | —           | 2,06,428    | 90,328      | 2,05,863    |
| Other sorts (d) . . . . . "   | —          | —          | 100        | 1         | 10        | —           | —           | 2,000       | 80          | 775         |
| Total of Stone and<br>marbles . . . . . "                                       | 4,821      | 2,939      | 10,222     | 5,492     | 10,047    | 1,13,488    | 64,610      | 2,07,428    | 90,408      | 2,06,638    |
| Tea, Black . . . . . Lbs.   | 23,248     | 57,878     | 21,850     | 22,904    | 27,528    | 13,805      | 87,198      | 14,539      | 18,217      | 14,545      |
| Textiles—   |            |            |            |           |           |             |             |             |             |             |
| Cotton—   |            |            |            |           |           |             |             |             |             |             |
| Raw . . . . . { Tons  | 8,510      | 7,278      | 8,738      | 7,722     | 7,258     | 54,50,347   | 50,31,068   | 57,66,851   | 51,07,677   | 49,38,555   |
| Bales   | 53,245     | 40,774     | 48,914     | 48,244    | 40,761    |             |             |             |             |             |
| Waste . . . . . Cwts.   | 899        | 588        | 872        | 765       | 850       | 14,397      | 8,539       | 6,006       | 7,959       | 4,739       |
| Twist and Yarn . . . . . Lbs.   | ..         | 800        | ..         | ..        | ..        | ..          | 600         | ..          | ..          | ..          |
| Manufactures—   |            |            |            |           |           |             |             |             |             |             |
| Handkerchiefs<br>and shawls in<br>the piece . . . . . No.                       | 3,502,198  | 5,072,564  | 3,463,140  | 1,310,034 | 801,823   | 22,56,940   | 36,30,170   | 18,40,669   | 12,45,468   | 20,65,787   |
| Piece-goods—  |            |            |            |           |           |             |             |             |             |             |
| Grey (unbleached)—  |            |            |            |           |           |             |             |             |             |             |
| Chadars and<br>dhutis . . . . . Yards   | 56,314     | 10,750     | 11,280     | 12,345    | 17,664    | 28,481      | 6,851       | 5,310       | 5,776       | 3,056       |
| Drills and jeans . . . . . "  | 20,913     | 23,766     | 59,179     | 22,800    | 46,624    | 5,271       | 6,240       | 18,070      | 6,153       | 12,259      |
| T. Cloth and<br>Domestics . . . . . "   | ..         | ..         | 30,684     | ..        | ..        | ..          | ..          | 12,403      | ..          | ..          |
| Others . . . . . "  | 48,482     | 5,780      | 3,556      | 7,062     | 4,117     | 10,088      | 1,940       | 1,020       | 1,500       | 1,135       |
| Total of Grey<br>(unbleached) . . . . . "                                       | 125,709    | 40,296     | 104,899    | 42,207    | 68,405    | 43,790      | 15,081      | 36,803      | 11,429      | 16,460      |
| White (bleached)—   |            |            |            |           |           |             |             |             |             |             |
| Chadars and<br>dhutis . . . . . "   | 20,480     | 23,685     | 2,446      | 4,350     | 5,209     | 9,635       | 4,684       | 801         | 2,950       | 1,550       |
| Drills and jeans . . . . . "  | 3,757      | 1,637      | ..         | 1,638     | 5,209     | 1,472       | 575         | ..          | 688         | 2,016       |
| T. cloth and<br>domestics . . . . . "   | 7,530      | 3,444      | 22,660     | 13,630    | 1,022     | 4,397       | 1,195       | 10,756      | 5,372       | 819         |
| Shirtings . . . . . "   | ..         | ..         | 198        | 3,111     | ..        | ..          | ..          | 164         | 2,490       | ..          |
| Other sorts . . . . . "   | 5,092      | 3,581      | 311        | 2,839     | 3,306     | 3,048       | 1,203       | 199         | 1,074       | 1,115       |
| Total of White<br>(bleached) . . . . . "  | 36,839     | 32,327     | 25,610     | 30,638    | 14,646    | 17,447      | 7,656       | 11,920      | 13,024      | 5,000       |
| Coloured, printed,<br>or dyed—  |            |            |            |           |           |             |             |             |             |             |
| Lungs and saris . . . . . "   | 10,059,589 | 8,187,579  | 6,186,064  | 4,592,721 | 7,220,804 | 54,93,386   | 43,64,518   | 21,56,903   | 24,88,072   | 37,00,192   |
| Drills and jeans . . . . . "  | 87,558     | 50,823     | 97,518     | 30,911    | 24,327    | 36,045      | 21,801      | 34,221      | 10,381      | 9,365       |
| Other sorts . . . . . "   | 5,014,038  | 3,980,341  | 5,322,129  | 4,122,510 | 2,183,278 | 26,32,222   | 19,61,219   | 31,18,376   | 18,91,201   | 9,37,850    |
| Total of Coloured,<br>Printed, or Dyed . . . . . "                              | 15,161,185 | 12,218,743 | 10,105,711 | 8,747,142 | 9,428,209 | 82,61,603   | 63,47,038   | 53,09,499   | 43,89,654   | 46,47,407   |
| Total of Piece-<br>goods . . . . . "  | 15,322,623 | 12,297,366 | 10,236,230 | 8,820,017 | 9,611,260 | 84,32,840   | 63,69,720   | 53,58,222   | 44,14,107   | 40,68,857   |
| Other sorts of<br>manufactures Value  | —          | —          | —          | —         | —         | 725         | 2,099       | 164         | 5,918       | 7,583       |
| Total of Cotton<br>Manufactures<br>(excluding<br>twist and<br>yarn) . . . . . " | —          | —          | —          | —         | —         | 1,06,80,505 | 1,00,01,998 | 71,99,055   | 56,65,498   | 70,42,227   |
| Total of Cotton<br>(Textile) . . . . . "  | —          | —          | —          | —         | —         | 1,61,45,749 | 1,50,48,105 | 1,29,71,912 | 1,07,81,129 | 1,29,35,521 |
| Haberdashery<br>and millinery . . . . . "                                       | —          | —          | —          | —         | —         | 7,664       | 6,072       | 14,103      | 1,681       | 2,218       |
| Hemp (chukli/ Sann)—<br>Raw . . . . . Cwts.                                     | ..         | 18         | 255        | ..        | ..        | ..          | 500         | 2,550       | ..          | ..          |

(a) Separately recorded from October, 1933.

No. 12—continued  
EXPORTS—continued

## INDIAN MERCHANDISE—concluded

| PRINCIPAL AND OTHER ARTICLES                                  | QUANTITY   |           |           |            |           | VALUE        |             |             |             |             |
|---|------------|-----------|-----------|------------|-----------|--------------|-------------|-------------|-------------|-------------|
|   | 1931-32    | 1932-33   | 1933-34   | 1934-35    | 1935-36   | 1931-32      | 1932-33     | 1933-34     | 1934-35     | 1935-36     |
| MADRAS—continued  |            |           |           |            |           | R            | R           | R           | R           | R           |
| Fort St. George—continued                                     |            |           |           |            |           |              |             |             |             |             |
| Textiles—continued  |            |           |           |            |           |              |             |             |             |             |
| Silk—   |            |           |           |            |           |              |             |             |             |             |
| Raw—  |            |           |           |            |           |              |             |             |             |             |
| Mulberry silk—  |            |           |           |            |           |              |             |             |             |             |
| Chasam or waste Lbs.  | 119,900    | ..        | 11,200    | 24,078     | 124,006   | 39,986       | ..          | 2,009       | 5,000       | 27,057      |
| Cocoons ..  | 2,856      | ..        | ..        | ..         | ..        | 1,400        | ..          | ..          | ..          | ..          |
| Wild silk, tamar, munga, oris, and others—                    |            |           |           |            |           |              |             |             |             |             |
| Chasam or waste ..  | 117,730    | ..        | 35,636    | 163,332    | 214,051   | 51,001       | ..          | 4,141       | 22,320      | 43,376      |
| Cocoons ..  | 4,850      | ..        | ..        | ..         | ..        | 2,101        | ..          | ..          | ..          | ..          |
| Manufactures . Value  | —          | —         | —         | —          | —         | 220          | 2,787       | 527         | 13,259      | 5,514       |
| Total of Silk, raw and manufactures ..                        | —          | —         | —         | —          | —         | 93,808       | 2,787       | 6,669       | 41,470      | 75,947      |
| Wool—   |            |           |           |            |           |              |             |             |             |             |
| Raw . . . Lbs.  | 293,839    | 390,600   | 1,059,124 | 1,101,490  | 1,191,103 | 66,004       | 75,490      | 1,87,832    | 2,01,583    | 2,15,200    |
| Manufactures—   |            |           |           |            |           |              |             |             |             |             |
| Carpets and rugs ..   | 559,061    | 635,050   | 804,191   | 352,029    | 1,404,621 | 4,59,256     | 5,27,055    | 6,05,437    | 6,32,041    | 8,45,008    |
| Other sorts . Value   | —          | —         | —         | —          | —         | 1,410        | ..          | ..          | ..          | 207         |
| Total of Wool, raw and manufactures ..                        | —          | —         | —         | —          | —         | 5,56,670     | 6,03,545    | 7,93,269    | 8,34,224    | 10,60,424   |
| Other textiles ..   | —          | —         | —         | —          | —         | 35,235       | 7,407       | 30          | 14,784      | 34,421      |
| Total of Textiles . ..  | —          | —         | —         | —          | —         | 1,68,89,177  | 1,56,68,416 | 1,37,88,689 | 1,16,73,233 | 1,38,08,526 |
| Tobacco—  |            |           |           |            |           |              |             |             |             |             |
| Unmanufactured Lbs.   | 10,173,246 | 7,333,141 | 9,830,005 | 10,250,844 | 8,642,232 | 37,11,021    | 28,88,212   | 37,03,095   | 33,42,694   | 31,93,613   |
| Manufactured—   |            |           |           |            |           |              |             |             |             |             |
| Cigars ..   | 3,315      | 3,360     | 5,027     | 3,379      | 2,708     | 5,091        | 5,602       | 6,864       | 7,709       | 6,021       |
| Other sorts ..  | 3,323      | 5,145     | 4,688     | 710        | 2,169     | 3,518        | 3,914       | 3,225       | 1,506       | 1,982       |
| Total of Tobacco ..   | 10,179,873 | 7,341,646 | 9,839,698 | 10,255,138 | 8,647,104 | 37,19,680    | 29,97,784   | 39,08,184   | 35,51,909   | 32,92,526   |
| Wood and Timber—  |            |           |           |            |           |              |             |             |             |             |
| Sandal wood . Tons  | 407        | ..        | 553       | 325        | 460       | 7,49,000     | 230         | 6,60,314    | 3,80,145    | 4,58,940    |
| Other kinds of wood and timber Value                          | —          | —         | —         | —          | —         | 6,035        | 4,727       | 2,400       | 16,241      | 7,966       |
| Manufactures of wood, other than furniture and cabinetware .. | —          | —         | —         | —          | —         | 249          | 1,532       | 1,007       | 907         | 1,321       |
| Total of Wood and Timber ..                                   | —          | —         | —         | —          | —         | 7,54,293     | 6,479       | 6,63,721    | 3,97,293    | 4,68,227    |
| Postal Articles ..  | —          | —         | —         | —          | —         | 4,12,223     | 2,88,422    | 1,98,393    | 2,00,751    | 1,48,496    |
| All other articles of Merchandise—                            |            |           |           |            |           |              |             |             |             |             |
| Unmanufactured ..   | —          | —         | —         | —          | —         | 81,591       | 32,892      | 64,877      | 94,451      | 1,92,710    |
| Manufactured ..   | —          | —         | —         | —          | —         | 1,52,410     | 1,35,622    | 1,30,578    | 2,43,578    | 2,36,380    |
| GRAND TOTAL (EXCLUSIVE OF GOVERNMENT STORES) ..               | —          | —         | —         | —          | —         | 11,01,78,638 | 8,52,97,965 | 9,62,08,447 | 8,01,88,789 | 9,49,98,323 |

FOREIGN MERCHANDISE

| PRINCIPAL AND OTHER ARTICLES  | QUANTITY |         |         |         |         | VALUE     |           |          |          |          |
|---|----------|---------|---------|---------|---------|-----------|-----------|----------|----------|----------|
|   | 1931-32  | 1932-33 | 1933-34 | 1934-35 | 1935-36 | 1931-32   | 1932-33   | 1933-34  | 1934-35  | 1935-36  |
| MADRAS—concluded  |          |         |         |         |         | R         | R         | R        | R        | R        |
| Fort St. George—concluded   |          |         |         |         |         |           |           |          |          |          |
| Books, printed and printed matter (not being stationery), including maps and charts . . . . . Cwts.                                   | 854      | 439     | 538     | 763     | 566     | 67,245    | 74,117    | 85,578   | 1,12,979 | 85,523   |
| Drugs and medicines (excluding Chemical and Narcotics)—Camphor . . . . . Lbs.   | 200      | 20,100  | ..      | ..      | ..      | 256       | 21,356    | ..       | ..       | ..       |
| Other sorts of drugs and medicines . . . . . Value  | —        | —       | —       | —       | —       | 4,268     | 1,358     | 1,834    | 1,784    | 4,833    |
| Total of drugs and medicines . . . . . "  | —        | —       | —       | —       | —       | 4,524     | 22,714    | 1,834    | 1,784    | 4,833    |
| Dyeing and Tanning Substances . . . . . "   | —        | —       | —       | —       | —       | 7,070     | 4,708     | 100      | 8,634    | 16,880   |
| Hardware (excluding cutlery and electroplated ware) . . . . . "   | —        | —       | —       | —       | —       | 2,41,012  | 1,81,211  | 2,16,702 | 1,62,091 | 1,24,417 |
| Instruments, Apparatus and Appliances and Parts thereof—Photographic . . . . . "  | —        | —       | —       | —       | —       | 54,754    | 31,951    | 40,838   | 8,037    | 2,043    |
| Other Kinds . . . . . "   | —        | —       | —       | —       | —       | 44,753    | 49,648    | 13,964   | 34,836   | 61,834   |
| Total of Instruments, etc. . . . . "  | —        | —       | —       | —       | —       | 99,507    | 81,599    | 54,802   | 42,873   | 63,877   |
| Machinery and Millwork—Electrical Machinery of all kinds . . . . . "  | —        | —       | —       | —       | —       | 9,107     | 32,926    | 19,608   | 9,370    | 3,992    |
| Other sorts of machinery . . . . . "  | —        | —       | —       | —       | —       | 89,644    | 98,488    | 80,045   | 40,823   | 27,728   |
| Total of Machinery and Mill work . . . . . "  | —        | —       | —       | —       | —       | 98,751    | 1,31,414  | 99,653   | 49,993   | 31,720   |
| Metals and Ores—Iron or Steel—Old for re-manufacture Tons   | 3,320    | 4,934   | 1,973   | 1,101   | 1,000   | 66,480    | 1,02,109  | 48,833   | 27,020   | 25,000   |
| Other sorts of metals and ores . . . . . "  | 85       | 1       | 16      | 44      | 152     | 20,407    | 2,322     | 6,955    | 13,073   | 63,549   |
| Total of metals and ores . . . . . "  | 3,356    | 4,935   | 1,989   | 1,145   | 1,152   | 86,887    | 1,04,731  | 55,788   | 40,093   | 78,549   |
| Rubber—Manufactures . . . . . Value   | —        | —       | —       | —       | —       | 1,51,559  | 35,345    | 18,774   | 14,745   | 53,098   |
| Textiles—Cotton—Twist and yarn . . . . . Lbs.   | 237      | 37,475  | ..      | ..      | 500     | 142       | 24,213    | ..       | ..       | 400      |
| Manufactures—Piecegoods—Grey (unbleached) Yards   | 74,519   | 21,642  | 5,600   | 36,880  | 12,265  | 16,545    | 12,897    | 1,258    | 5,467    | 1,868    |
| White (bleached) . . . . . "  | 106,517  | 39,709  | 44,200  | 12,851  | 991     | 89,219    | 7,828     | 14,415   | 8,134    | 251      |
| Coloured, printed, or dyed . . . . . "  | 43,785   | 5,629   | 15,366  | 60,601  | 29,357  | 15,757    | 1,749     | 3,697    | 13,747   | 4,360    |
| Total of Piecegoods . . . . . "   | 224,821  | 66,980  | 65,166  | 109,832 | 42,613  | 73,521    | 22,464    | 19,370   | 22,348   | 6,479    |
| Other sorts of manufactures . . . . . Value   | —        | —       | —       | —       | —       | 335       | 350       | 943      | 2,947    | ..       |
| Other textiles . . . . . "  | —        | —       | —       | —       | —       | 1,69,298  | 5,769     | 3,984    | 16,576   | 895      |
| Total of Textiles . . . . . "   | —        | —       | —       | —       | —       | 2,43,296  | 52,796    | 24,297   | 41,870   | 7,774    |
| Vehicles excluding Locomotive, etc., for Railways—Carriages and carts (excluding railway carriages) and parts thereof . . . . . Value | —        | —       | —       | —       | —       | 100       | 18,580    | 13,434   | ..       | 1,437    |
| Other Kinds . . . . . "   | —        | —       | —       | —       | —       | 1,40,986  | 23,457    | 61,986   | 94,560   | 33,926   |
| Total of Vehicles . . . . . "   | —        | —       | —       | —       | —       | 1,41,086  | 23,937    | 75,420   | 94,560   | 35,363   |
| Wood and Timber—Manufactures of wood other than furniture and cabinetware . . . . . "   | —        | —       | —       | —       | —       | 1,22,837  | 47,947    | 9,150    | 83,590   | 98,959   |
| Postal Articles . . . . . "   | —        | —       | —       | —       | —       | 99,870    | 98,609    | 1,01,868 | 27,423   | 14,238   |
| All other articles of merchandise—Unmanufactured . . . . . "  | —        | —       | —       | —       | —       | 6,082     | 12,436    | 13,917   | 10,834   | 25,800   |
| Manufactured . . . . . "  | —        | —       | —       | —       | —       | 2,11,197  | 2,08,599  | 73,746   | 1,63,165 | 60,523   |
| GRAND TOTAL (EXCLUSIVE OF GOVERNMENT STORES) . . . . . "  | —        | —       | —       | —       | —       | 15,90,923 | 10,88,339 | 8,36,620 | 6,49,626 | 6,81,038 |

## No. 12—continued

## IMPORTS

| PRINCIPAL AND OTHER ARTICLES   | QUANTITY  |           |           |           |           | VALUE     |           |           |          |          |
|--|-----------|-----------|-----------|-----------|-----------|-----------|-----------|-----------|----------|----------|
|  | 1931-32   | 1932-33   | 1933-34   | 1934-35   | 1935-36   | 1931-32   | 1932-33   | 1933-34   | 1934-35  | 1935-36  |
| <b>BURMA—</b>  |           |           |           |           |           |           |           |           |          |          |
| <b>MANGOON—</b>  |           |           |           |           |           |           |           |           |          |          |
| Animals, living—<br>(Horses)— . . . . . No.  | 5         | 4         | 33        | 23        | 23        | 8,000     | 4,000     | 47,800    | 80,186   | 80,000   |
| Other kinds . . . . . "  | 248       | 127       | 168       | 180       | 463       | 11,497    | 7,938     | 2,843     | 8,792    | 5,954    |
| Total of Animals,<br>living . . . . . "  | 253       | 131       | 206       | 202       | 491       | 17,497    | 11,938    | 50,643    | 88,978   | 85,954   |
| Apparel (excluding<br>hosiery and boots<br>and shoes)—   |           |           |           |           |           |           |           |           |          |          |
| Apparel (including<br>drapery, uni-<br>forms, accoutre-<br>ments) . . . . . Value                                    | —         | —         | —         | —         | —         | 3,70,284  | 6,16,325  | 6,31,545  | 2,15,070 | 3,22,796 |
| Woolen knitted<br>apparel(a) . . . . . Lbs.  | —         | —         | —         | 100,921   | —         | —         | —         | —         | 8,18,388 | —        |
| Gold and silver<br>thread(b) . . . . . Value   | —         | —         | —         | —         | —         | 59        | 232       | 227       | 8,776    | 1,487    |
| Hats, caps, bon-<br>nets, and hatter's<br>ware . . . . . "   | —         | —         | —         | —         | —         | 2,45,698  | 4,17,685  | 3,51,484  | 8,17,157 | 8,41,144 |
| Lametta . . . . . Lbs.   | 49        | ..        | 1         | 1         | 4         | 72        | ..        | 165       | 61       | 88       |
| Second-hand<br>clothing . . . . . Value  | —         | —         | —         | —         | —         | 767       | 5,638     | 5,444     | 1,315    | 4,604    |
| Water-proofed<br>clothing . . . . . "  | —         | —         | —         | —         | —         | 59,209    | 49,898    | 31,312    | 44,383   | 36,397   |
| Total of<br>Apparel, etc. . . . . "  | —         | —         | —         | —         | —         | 6,85,084  | 10,89,828 | 10,20,177 | 8,95,150 | 7,06,166 |
| Arms, Ammunition,<br>and Military<br>stores—   |           |           |           |           |           |           |           |           |          |          |
| Cartridge cases—<br>Filled—  |           |           |           |           |           |           |           |           |          |          |
| Shot gun cartridges,<br>filled . . . . . No.   | 1,665,272 | 1,427,423 | 862,238   | 1,145,337 | 1,077,020 | 1,21,104  | 1,00,272  | 60,764    | 84,134   | 78,784   |
| Rifle and other<br>Cartridges filled . . . . . "   | 833,238   | 269,338   | 198,416   | 132,778   | 144,853   | 23,555    | 9,531     | 5,331     | 4,895    | 5,038    |
| Empty . . . . . "  | 10,254    | 13,750    | 10,542    | 7,500     | 1,850     | 489       | 1,008     | 445       | 200      | 111      |
| Explosives—  |           |           |           |           |           |           |           |           |          |          |
| Blasting fuse { Lbs.<br>No. of<br>coils  | 17,043    | 32,620    | 27,266    | 24,634    | 53,055    | 24,339    | 43,251    | 38,688    | 86,975   | 83,053   |
| Blasting gelatine Lbs.   | 23,000    | 23,000    | 120,450   | 27,550    | 111,500   | 25,595    | 23,155    | 1,21,136  | 28,824   | 98,629   |
| Dynamite . . . . . "   | 13,500    | 12,500    | 27,500    | 10,000    | 36,500    | 23,605    | 18,555    | 35,393    | 14,062   | 52,053   |
| Gelatine dynamite . . . . . "  | 85,506    | 146,500   | 160,500   | 179,500   | 381,750   | 99,132    | 1,30,700  | 1,70,595  | 2,16,636 | 3,74,240 |
| Detonators . . . . . No.   | 235,024   | 460,000   | 680,000   | 824,800   | 890,000   | 14,816    | 24,472    | 34,668    | 33,683   | 36,897   |
| Others . . . . . Lbs.  | ..        | ..        | 63        | 3         | ..        | ..        | ..        | 123       | 15       | ..       |
| Firearms, and<br>Parts thereof—  |           |           |           |           |           |           |           |           |          |          |
| Firearms . . . . . No.   | 5,453     | 1,329     | 561       | 671       | 578       | 2,53,216  | 70,433    | 36,105    | 47,947   | 40,135   |
| Parts of fire-<br>arm . . . . . Value  | —         | —         | —         | —         | —         | 4,154     | 1,962     | 1,223     | 626      | 985      |
| Other sorts . . . . . "  | —         | —         | —         | —         | —         | 9,663     | 11,895    | 18,950    | 11,047   | 13,913   |
| Total of<br>Arms, etc. . . . . "   | —         | —         | —         | —         | —         | 6,03,868  | 4,39,734  | 5,29,426  | 4,83,994 | 7,83,782 |
| Art, works of<br>(other than<br>pictures) . . . . . "  | —         | —         | —         | —         | —         | 25,246    | 8,012     | 4,702     | 4,194    | 2,766    |
| Asbestos—  |           |           |           |           |           |           |           |           |          |          |
| Raw . . . . . Cwts.  | ..        | ..        | ..        | ..        | ..        | ..        | ..        | 75        | ..       | ..       |
| Manufactured—<br>Asbestos Packing<br>Sheets, Plates,<br>etc., of Asbestos<br>cement (c) . . . . . Tons               | —         | —         | 438       | 502       | 598       | —         | —         | 38,953    | 58,142   | 65,462   |
| Other manufac-<br>tures . . . . . Value  | —         | —         | —         | —         | —         | 71,915    | 78,072    | 79,716    | 85,404   | 69,573   |
| Total of<br>Asbestos . . . . . "   | —         | —         | —         | —         | —         | 1,25,542  | 1,21,081  | 1,53,992  | 1,80,985 | 1,69,704 |
| Belting for machin-<br>ery—  |           |           |           |           |           |           |           |           |          |          |
| Of cotton . . . . . "  | —         | —         | —         | —         | —         | 75,982    | 89,805    | 68,225    | 60,350   | 60,417   |
| Of leather . . . . . "   | —         | —         | —         | —         | —         | 13,202    | 25,470    | 10,969    | 9,782    | 9,111    |
| Of other mate-<br>rials (including<br>cork) . . . . . "  | —         | —         | —         | —         | —         | 3,28,079  | 3,18,327  | 3,00,519  | 4,12,263 | 3,66,054 |
| Total value of<br>Beltting, etc. . . . . "   | —         | —         | —         | —         | —         | 4,12,263  | 4,33,102  | 3,89,713  | 4,82,395 | 4,35,582 |
| Books, printed, and<br>printed matter<br>(not being<br>stationery) in-<br>cluding maps<br>and charts . . . . . Cwts. | 2,054     | 1,707     | 1,889     | 2,271     | 2,809     | 2,44,001  | 1,92,777  | 2,12,731  | 1,93,148 | 2,33,626 |
| Boots and shoes—<br>All leather—   |           |           |           |           |           |           |           |           |          |          |
| Rubber soled—<br>with canvas<br>uppers . . . . . Pairs   | 46,035    | 47,316    | 36,279    | 42,380    | 45,122    | 2,39,738  | 2,28,393  | 1,89,514  | 2,12,869 | 2,27,989 |
| with uppers of<br>leather or other<br>materials . . . . . "  | 1,022,359 | 1,511,537 | 1,201,763 | 1,112,551 | 842,608   | 7,77,401  | 8,23,835  | 6,84,153  | 6,56,405 | 5,18,116 |
| All rubber . . . . . "   | 1,048     | 5,331     | 9,312     | 5,497     | 1,421     | 1,780     | 2,032     | 6,522     | 3,385    | 3,718    |
| Of other materials . . . . . "   | 462,766   | 94,296    | 10,793    | 14,500    | 24,535    | 1,72,620  | 37,077    | 5,530     | 7,476    | 14,037   |
| Total of Boots and<br>Shoes . . . . . "  | 23,530    | 23,322    | 13,615    | 18,039    | 14,892    | 22,468    | 17,804    | 14,993    | 29,126   | 29,803   |
| Total of Boots and<br>Shoes . . . . . "  | 1,561,636 | 1,682,304 | 1,270,762 | 1,193,027 | 923,488   | 12,14,007 | 11,09,241 | 9,03,762  | 9,09,761 | 7,93,468 |

(a) Separately recorded from 1934-35.

(b) Inclusive of imports by postal packets referred to Collector of Customs for assessment.

(c) Separately recorded from 1933-34.



TRADE AT CHIEF PORT  
RANGOON

( 184 )

No. 12—continued  
IMPORTS—continued

| PRINCIPAL AND OTHER ARTICLES   | QUANTITY       |                |                |                |                | VALUE            |                  |                  |                  |                  |
|--|----------------|----------------|----------------|----------------|----------------|------------------|------------------|------------------|------------------|------------------|
|  | 1931-32        | 1932-33        | 1933-34        | 1934-35        | 1935-36        | 1931-32          | 1932-33          | 1933-34          | 1934-35          | 1935-36          |
| <b>BUKMA—continued</b>   |                |                |                |                |                | R                | R                | R                | R                | R                |
| <b>RANGOON—continued</b>   |                |                |                |                |                |                  |                  |                  |                  |                  |
| <b>Brushes and Brooms—</b>   |                |                |                |                |                |                  |                  |                  |                  |                  |
| <b>Brushes—</b>  |                |                |                |                |                |                  |                  |                  |                  |                  |
| Paint and Varnish brushes . . . Dozens   | 3,584          | 5,440          | 5,771          | 3,884          | 6,103          | 14,170           | 11,977           | 14,850           | 11,686           | 13,867           |
| Tollet brushes . . . "   | 18,357         | 51,614         | 37,604         | 56,959         | 73,840         | 37,068           | 61,138           | 44,481           | 51,378           | 54,032           |
| Other brushes . . . "  | 4,612          | 15,115         | 18,373         | 10,462         | 13,869         | 10,524           | 23,004           | 22,833           | 23,293           | 10,820           |
| Brooms . . . "   | 80,663         | 54,492         | 52,207         | 56,625         | 66,333         | 23,596           | 20,539           | 21,901           | 20,333           | 20,620           |
| <b>Total of Brushes and Brooms . . . "</b>   | <b>107,216</b> | <b>126,561</b> | <b>108,955</b> | <b>127,880</b> | <b>160,151</b> | <b>85,348</b>    | <b>1,16,667</b>  | <b>1,04,074</b>  | <b>1,07,190</b>  | <b>1,09,398</b>  |
| <b>Building and Engineering materials, other than of iron, steel or wood—</b>          |                |                |                |                |                |                  |                  |                  |                  |                  |
| <b>Asphalt . . . Tons</b>  | 2,097          | 3,829          | 4,548          | 2,870          | 4,840          | 1,49,002         | 3,64,434         | 2,75,433         | 1,77,503         | 2,80,365         |
| <b>Bricks—</b>   |                |                |                |                |                |                  |                  |                  |                  |                  |
| Bricks other than firebricks . . . No.   | 15,838         | 14,456         | 8,521          | ..             | ..             | 3,652            | 14,011           | 1,971            | ..               | ..               |
| Firebricks . . . "   | 394,358        | 289,871        | 526,546        | 503,211        | 537,097        | 58,646           | 45,064           | 82,563           | 67,022           | 92,055           |
| <b>Cement—</b>   |                |                |                |                |                |                  |                  |                  |                  |                  |
| Portland . . . Tons  | 29,336         | 21,720         | 16,155         | 17,981         | 15,630         | 16,17,421        | 7,53,156         | 5,15,406         | 6,16,498         | 6,05,209         |
| Other kinds . . . "  | 145            | 191            | 97             | 99             | 66             | 47,895           | 30,612           | 29,004           | 39,019           | 23,260           |
| Tiles . . . No.  | 827,845        | 397,283        | 394,306        | 343,271        | 522,225        | 1,28,503         | 54,066           | 49,703           | 45,030           | 60,518           |
| Other kinds . . . Cwts.  | 16,477         | 11,926         | 14,463         | 14,159         | 10,356         | 1,04,541         | 41,601           | 64,636           | 57,896           | 43,114           |
| <b>Total of Building and Engineering materials . . . Value</b>                         | <b>—</b>       | <b>—</b>       | <b>—</b>       | <b>—</b>       | <b>—</b>       | <b>20,09,660</b> | <b>12,12,784</b> | <b>10,19,671</b> | <b>10,03,873</b> | <b>11,13,521</b> |
| <b>Buttons of all sorts—</b>   |                |                |                |                |                |                  |                  |                  |                  |                  |
| Metal . . . "  | —              | —              | —              | —              | —              | 23,483           | 27,436           | 42,724           | 57,583           | 35,430           |
| Other sorts . . . "  | —              | —              | —              | —              | —              | 71,123           | 1,48,158         | 1,87,761         | 2,65,884         | 2,08,005         |
| <b>Total of Buttons, etc. . . "</b>  | <b>—</b>       | <b>—</b>       | <b>—</b>       | <b>—</b>       | <b>—</b>       | <b>90,606</b>    | <b>1,75,594</b>  | <b>2,30,485</b>  | <b>3,23,467</b>  | <b>2,43,534</b>  |
| <b>Canes and Rattans Cwts.</b>   | 1,129          | 1,220          | 913            | 1,290          | 1,153          | 31,031           | 29,543           | 26,892           | 27,062           | 27,123           |
| <b>Chemicals and chemical preparations (excluding chemical manures and medicines)—</b> |                |                |                |                |                |                  |                  |                  |                  |                  |
| <b>Acids Cwts.</b>   | 1,885          | 2,574          | 3,114          | 5,433          | 5,437          | 53,542           | 64,718           | 72,608           | 1,16,375         | 1,20,260         |
| <b>Ammonia and salts thereof—</b>  |                |                |                |                |                |                  |                  |                  |                  |                  |
| Anhydrous . . . "  | 595            | 546            | 445            | 440            | 615            | 57,614           | 41,095           | 30,320           | 30,601           | 43,996           |
| Others . . . "   | 1,814          | 2,780          | 2,766          | 2,766          | 5,458          | 48,576           | 75,049           | 68,037           | 74,051           | 1,05,611         |
| <b>Bleaching materials . . . "</b>   | 1,061          | 1,202          | 2,025          | 2,358          | 3,082          | 27,879           | 32,522           | 30,019           | 31,242           | 34,942           |
| Carbide of Calcium . . . "   | 5,691          | 6,801          | 4,420          | 6,108          | 9,130          | 1,10,733         | 1,20,687         | 74,186           | 94,020           | 1,19,706         |
| Copper Sulphate . . . "  | 3,886          | 844            | 2,214          | 246            | 1,215          | 66,611           | 10,956           | 28,086           | 3,898            | 16,594           |
| Disinfectants . . . "  | 3,304          | 2,942          | 2,064          | 3,051          | 2,755          | 61,697           | 57,686           | 52,792           | 55,937           | 53,011           |
| <b>Potassium compounds—</b>  |                |                |                |                |                |                  |                  |                  |                  |                  |
| Chlorate . . . "   | 6,132          | 6,534          | 7,044          | 5,103          | 6,634          | 1,84,701         | 1,66,673         | 1,97,999         | 1,26,014         | 1,61,985         |
| Other sorts . . . "  | 326            | 273            | 681            | 793            | 2,043          | 17,788           | 26,519           | 30,850           | 37,684           | 1,01,394         |

No. 12—continued  
IMPORTS—continued

| PRINCIPAL AND OTHER ARTICLES  | QUANTITY |         |         |         |         | VALUE     |           |           |           |           |
|---|----------|---------|---------|---------|---------|-----------|-----------|-----------|-----------|-----------|
|   | 1931-32  | 1932-33 | 1933-34 | 1934-35 | 1935-36 | 1931-32   | 1932-33   | 1933-34   | 1934-35   | 1935-36   |
| <b>BURMA—continued</b>  |          |         |         |         |         |           |           |           |           |           |
| <b>RANGOON—continued</b>  |          |         |         |         |         |           |           |           |           |           |
| Chemicals and chemical preparations, etc.—continued                   |          |         |         |         |         |           |           |           |           |           |
| Soda compounds—Sodium (bicarbonate) Cwts.                             | 14,127   | 12,522  | 14,823  | 12,854  | 15,497  | 1,22,711  | 1,23,835  | 1,27,732  | 1,17,214  | 1,05,841  |
| Sodium Dichromate "   | 1,732    | 608     | 595     | 1       | ..      | 44,537    | 15,471    | 13,539    | 48        | ..        |
| Caustic soda "  | 18,242   | 20,385  | 18,993  | 22,698  | 20,651  | 2,22,839  | 2,36,491  | 2,19,248  | 2,63,213  | 2,31,705  |
| Sodium Cyanide "  | 900      | 600     | ..      | ..      | ..      | 41,036    | 24,155    | ..        | ..        | ..        |
| Sodium Carbonate "  | 22,410   | 24,226  | 25,482  | 26,189  | 24,035  | 1,47,692  | 1,52,559  | 1,55,598  | 1,57,497  | 1,33,827  |
| Sodium Silicate "   | 5,836    | 7,216   | 6,375   | 9,997   | 7,718   | 56,936    | 59,544    | 55,551    | 79,895    | 62,325    |
| Sodium sulphide "   | 789      | 281     | 347     | 2,957   | 5,662   | 7,318     | 2,006     | 2,943     | 22,032    | 43,945    |
| Other sorts "   | 5,599    | 3,807   | 3,987   | 1,955   | 5,831   | 1,13,566  | 1,00,936  | 64,024    | 38,174    | 84,228    |
| Sulphur (brimstone) "   | 40,925   | 47,974  | 30,209  | 33,463  | 73,935  | 1,75,792  | 2,36,775  | 3,37,312  | 1,28,836  | 2,92,068  |
| Zinc compounds "  | 7,095    | 1,695   | 3,374   | 345     | 358     | 35,485    | 10,391    | 19,957    | 5,396     | 6,532     |
| Other sorts of chemicals Value  | —        | —       | —       | —       | —       | 3,20,664  | 2,98,374  | 2,83,300  | 3,38,293  | 4,10,317  |
| Total of Chemicals and Chemical preparations, etc. "                  | —        | —       | —       | —       | —       | 18,68,832 | 18,44,939 | 18,59,946 | 17,03,320 | 21,30,372 |
| Clocks and Watches and parts thereof—                                 |          |         |         |         |         |           |           |           |           |           |
| Clocks and time-pieces No.  | 3,075    | 17,898  | 19,646  | 16,122  | 31,648  | 33,800    | 62,122    | 65,229    | 62,247    | 1,20,938  |
| Watches "   | 3,366    | 1,701   | 3,217   | 2,504   | 5,068   | 6,492     | 6,069     | 19,071    | 11,307    | 17,490    |
| Parts of clocks and watches Value                                     | —        | —       | —       | —       | —       | 930       | 993       | 808       | 1,607     | 1,169     |
| Total of Clocks and Watches, etc. "                                   | —        | —       | —       | —       | —       | 46,122    | 69,184    | 85,108    | 75,251    | 1,39,647  |
| Coal and Coke—  |          |         |         |         |         |           |           |           |           |           |
| Coal Tons   | 5,161    | 7,989   | 10,539  | 4,452   | 3,112   | 79,333    | 1,39,705  | 1,75,337  | 82,657    | 61,825    |
| Coke "  | 10,463   | 11,392  | 13,341  | 12,330  | 14,652  | 2,42,472  | 2,63,492  | 3,39,726  | 2,79,297  | 3,06,019  |
| Total of Coal and Coke "  | 15,624   | 19,381  | 23,880  | 17,282  | 17,764  | 3,21,865  | 4,07,197  | 5,65,113  | 3,61,924  | 3,67,844  |
| Cordage and Rops of vegetable fibre (excluding jute and cotton) Cwts. | 3,979    | 2,033   | 2,679   | 3,306   | 3,524   | 1,50,844  | 99,414    | 1,31,212  | 99,765    | 1,54,846  |
| Cork manufactures "   | 1,691    | 89      | 929     | 284     | 263     | 57,030    | 9,780     | 24,251    | 15,432    | 18,310    |
| Cutlery Value   | —        | —       | —       | —       | —       | 1,18,561  | 1,99,317  | 1,72,257  | 2,06,953  | 2,04,473  |
| Drugs and Medicines (excluding chemicals and narcotics)—              |          |         |         |         |         |           |           |           |           |           |
| Proprietary and patent medicines "                                    | —        | —       | —       | —       | —       | 4,18,853  | 4,39,675  | 2,36,199  | 2,91,599  | 3,19,883  |

TRADE AT CHIEF PORT  
RANGOON

( 186 )

[No. 12—continued  
IMPORTS—continued

| PRINCIPAL AND OTHER ARTICLES   | QUANTITY  |           |           |           |            | VALUE     |           |           |           |           |
|--|-----------|-----------|-----------|-----------|------------|-----------|-----------|-----------|-----------|-----------|
|  | 1931-32   | 1932-33   | 1933-34   | 1934-35   | 1935-36    | 1931-32   | 1932-33   | 1933-34   | 1934-35   | 1935-36   |
| <b>BURMA—continued</b>   |           |           |           |           |            |           |           |           |           |           |
| <b>BANGOON—continued</b>   |           |           |           |           |            |           |           |           |           |           |
| Drugs and Medicines (excluding chemicals and narcotics)—continued                              |           |           |           |           |            |           |           |           |           |           |
| Quinine Salts—Quinine Sulphate or bisulphate . . . . . Lbs.                                    | 953       | 861       | 1,234     | 1,595     | 1,331      | 29,593    | 22,853    | 26,616    | 42,166    | 39,013    |
| Other sorts . . . . . "  | 270       | 459       | 560       | 393       | 461        | 21,815    | 18,133    | 21,923    | 18,014    | 16,188    |
| Saccharin . . . . . "  | 3,742     | 7,338     | 4,143     | 4,334     | 9,000      | 16,300    | 32,535    | 20,540    | 20,654    | 20,749    |
| Other sorts of drugs and medicines . . . . . Value   | —         | —         | —         | —         | —          | 3,35,523  | 3,75,432  | 4,18,493  | 4,94,387  | 4,77,401  |
| Total of Drugs and Medicines, etc. . . . . "   | —         | —         | —         | —         | —          | 8,21,679  | 7,89,678  | 7,33,076  | 8,66,811  | 8,32,234  |
| Dyeing and Tanning substances—Cutch and Gambier . . . . . Cwts.                                | 1,918     | 1,886     | 1,701     | 1,777     | 1,060      | 82,900    | 72,651    | 57,436    | 56,767    | 67,381    |
| Dyes obtained from coal tar*—Aniline* . . . . . Lbs.   | 95,722    | —         | —         | —         | —          | 96,016    | —         | —         | —         | —         |
| Congo red (a) . . . . . "  | —         | 20,556    | 11,500    | 24,060    | 34,340     | —         | 20,080    | 9,387     | 16,650    | 23,333    |
| Vats—Indigo (b) . . . . . "  | —         | —         | 8,400     | 35,616    | 100,800    | —         | —         | 12,600    | 53,424    | 1,51,200  |
| Others . . . . . "   | 14,343    | 31,991    | 89,324    | 98,101    | 183,456    | 23,770    | 1,29,330  | 1,16,645  | 1,22,955  | 2,55,525  |
| Other sorts (including lac-dye) . . . . . Cwts.  | 66        | 72        | 153       | 6         | ..         | 1,321     | 2,378     | 909       | 1,063     | 57        |
| Total of Dyeing and Tanning substances . . . . . Value   | —         | —         | —         | —         | —          | 2,08,916  | 2,24,939  | 1,97,067  | 2,50,859  | 4,67,996  |
| Earthenware and Porcelain—   |           |           |           |           |            |           |           |           |           |           |
| Earthenware—   |           |           |           |           |            |           |           |           |           |           |
| Sanitary ware . . . . . "  | —         | —         | —         | —         | —          | 68,758    | 46,049    | 34,104    | 37,813    | 48,486    |
| Other kinds . . . . . "  | —         | —         | —         | —         | —          | 2,80,389  | 4,70,270  | 3,24,652  | 1,91,559  | 2,77,566  |
| Porcelain . . . . . "  | —         | —         | —         | —         | —          | 2,07,687  | 6,11,516  | 4,54,573  | 4,99,803  | 6,04,816  |
| Total of Earthenware and Porcelain (excluding pipes of earthenware). . . . . "                 | —         | —         | —         | —         | —          | 5,56,734  | 11,28,785 | 8,13,410  | 7,29,175  | 9,30,868  |
| Electroplated ware . . . . . "   | —         | —         | —         | —         | —          | 26,559    | 20,960    | 18,965    | 19,499    | 23,899    |
| Fireworks . . . . . Lbs.   | 38,300    | 60,130    | 111,407   | 116,728   | 103,599    | 14,685    | 27,409    | 39,961    | 47,956    | 35,360    |
| Fish (excluding canned fish)—  |           |           |           |           |            |           |           |           |           |           |
| Fish, dry, unsalted . . . . . Cwts.  | 1,409     | 825       | 972       | 1,702     | 1,533      | 60,776    | 26,616    | 42,538    | 79,400    | 74,614    |
| " " salted . . . . . "   | 30,457    | 35,378    | 40,168    | 44,045    | 59,712     | 7,60,357  | 8,72,000  | 9,84,199  | 10,89,751 | 13,59,934 |
| " wet, salted (ngapi) . . . . . "  | 5,333     | 9,798     | 5,026     | 7,898     | 8,049      | 32,632    | 51,051    | 30,565    | 54,895    | 47,039    |
| " other sorts . . . . . "  | 317       | 342       | 296       | 324       | 405        | 27,480    | 26,841    | 22,166    | 23,914    | 30,223    |
| Total of Fish, etc. . . . . "  | 37,516    | 46,341    | 46,462    | 64,869    | 69,699     | 8,81,245  | 9,76,508  | 10,79,518 | 12,51,869 | 15,11,810 |
| Fruits and Vegetables—   |           |           |           |           |            |           |           |           |           |           |
| Fresh fruits and vegetables—   |           |           |           |           |            |           |           |           |           |           |
| Fresh fruits—Coconuts. . . . . No.   | 6,632,707 | 8,613,407 | 9,299,662 | 9,106,251 | 10,028,677 | 4,58,114  | 5,50,932  | 5,28,145  | 4,29,900  | 4,90,831  |
| Others . . . . . Value   | —         | —         | —         | —         | —          | 3,24,589  | 2,76,917  | 2,84,846  | 2,80,159  | 2,68,841  |
| Fresh vegetables of all kinds . . . . . "  | —         | —         | —         | —         | —          | 55,247    | 9,538     | 95,533    | 13,360    | 16,607    |
| Fruits and vegetables: dried, salted, or preserved, not being canned or bottled . . . . . Tons | 852       | 1,684     | 1,094     | 643       | 490        | 2,60,582  | 3,40,233  | 2,69,829  | 2,36,154  | 2,11,207  |
| Total of Fruits and Vegetables . . . . . Value   | —         | —         | —         | —         | —          | 10,98,532 | 11,77,670 | 11,28,533 | 9,59,603  | 9,87,486  |
| Furniture and Cabinetware—   |           |           |           |           |            |           |           |           |           |           |
| Bedsteads . . . . . "  | —         | —         | —         | —         | —          | 31,304    | 37,461    | 45,593    | 33,436    | 36,659    |
| Furniture of wood (other than bedsteads) . . . . . "   | —         | —         | —         | —         | —          | 27,554    | 12,334    | 9,719     | 13,226    | 19,712    |
| Furniture of other materials (other than bedsteads) . . . . . "                                | —         | —         | —         | —         | —          | 39,752    | 54,616    | 46,396    | 47,458    | 41,307    |
| Mouldings . . . . . "  | —         | —         | —         | —         | —          | 9,327     | 7,110     | 17,539    | 4,004     | 10,299    |
| Total of Furniture and Cabinetware . . . . . "   | —         | —         | —         | —         | —          | 1,59,937  | 1,12,221  | 1,20,247  | 98,124    | 1,08,477  |

(a) Separately recorded from 1932-33.  
(b) Separately recorded from 1933-34.  
\* Discontinued from 1932-33.

No. 12—continued  
IMPORTS—continued

| PRINCIPAL AND OTHER ARTICLES   | QUANTITY           |                    |                    |                    |                    | VALUE     |           |           |           |           |
|--|--------------------|--------------------|--------------------|--------------------|--------------------|-----------|-----------|-----------|-----------|-----------|
|  | 1931-32            | 1932-33            | 1933-34            | 1934-35            | 1935-36            | 1931-32   | 1932-33   | 1933-34   | 1934-35   | 1935-36   |
| <b>BURMA—continued</b>   |                    |                    |                    |                    |                    | R         | R         | R         | R         | R         |
| <b>RANGOON—continued</b>   |                    |                    |                    |                    |                    |           |           |           |           |           |
| <b>Glass and glass-ware—</b>   |                    |                    |                    |                    |                    |           |           |           |           |           |
| Rangles . . . Value  | —                  | —                  | —                  | —                  | —                  | 10,464    | 23,094    | 34,801    | 22,869    | 22,578    |
| Beads and false pearls . . . Cwts.   | 312                | 265                | 334                | 470                | 296                | 35,312    | 41,542    | 57,532    | 68,059    | 40,693    |
| Bottles and phials—  |                    |                    |                    |                    |                    |           |           |           |           |           |
| Soda water bottles . . . Gross   | 2,078              | 2,166              | 1,471              | 3,093              | 3,852              | 57,934    | 41,781    | 27,275    | 59,808    | 66,914    |
| Others . . . "   | 20,099             | 41,931             | 37,500             | 49,048             | 61,844             | 55,518    | 80,511    | 65,531    | 87,232    | 1,02,675  |
| Funnels, globes, and glass parts of lamps . . . Value                              | —                  | —                  | —                  | —                  | —                  | 51,366    | 74,013    | 68,078    | 72,225    | 67,112    |
| Sheet and plate Sq. feet = Cwts.   | 1,215,238 = 14,685 | 1,589,089 = 17,968 | 1,458,788 = 19,336 | 1,605,843 = 17,139 | 2,436,472 = 25,712 | 1,83,332  | 2,24,248  | 1,52,468  | 1,43,104  | 1,85,632  |
| Tableware (including decanters, tumblers, etc.) . . . Value                        | —                  | —                  | —                  | —                  | —                  | 99,805    | 1,62,078  | 1,45,867  | 1,71,541  | 1,70,272  |
| Other glassware . . . "  | —                  | —                  | —                  | —                  | —                  | 52,420    | 79,937    | 91,057    | 63,774    | 85,383    |
| <b>Total of Glass and glassware . . . "</b>  | —                  | —                  | —                  | —                  | —                  | 5,44,255  | 7,27,197  | 6,38,559  | 6,78,072  | 7,41,254  |
| Slue . . . Cwts.   | 1,346              | 2,323              | 1,690              | 1,325              | 2,171              | 78,232    | 64,736    | 47,658    | 42,608    | 62,829    |
| <b>Grain, Pulse, and Flour—</b>  |                    |                    |                    |                    |                    |           |           |           |           |           |
| Beans (dry) . . . Tons   | 469                | 374                | 375                | 543                | 380                | 93,397    | 75,149    | 73,132    | 78,079    | 62,942    |
| Wheat . . . "  | 2,838              | ..                 | 509                | ..                 | ..                 | 3,20,281  | ..        | 40,536    | 2         | 5         |
| Wheat flour in bags . . . "  | 4                  | ..                 | 4                  | 114                | 322                | 699       | 105       | 1,038     | 14,207    | 35,344    |
| Other sorts . . . "  | 290                | 220                | 201                | 145                | 164                | 43,549    | 33,500    | 27,495    | 13,978    | 22,240    |
| <b>Total of Grain, Pulse, and Flour . . . "</b>                                    | 3,651              | 594                | 1,089              | 892                | 872                | 4,57,926  | 1,08,754  | 1,42,301  | 1,11,266  | 1,21,031  |
| <b>Gums and Resins—</b>  |                    |                    |                    |                    |                    |           |           |           |           |           |
| Benjamin . . . "   | 314                | 790                | 830                | 753                | 346                | 45,643    | 33,371    | 33,420    | 27,952    | 32,346    |
| Dammer (Resins) . . . "  | 6,753              | 16,082             | 17,503             | 19,357             | 17,279             | 37,912    | 1,03,350  | 1,19,464  | 1,19,155  | 1,05,639  |
| Resin . . . "  | 11,049             | 155                | 354                | 1,050              | 614                | 67,969    | 1,910     | 3,623     | 9,540     | 5,545     |
| Other sorts . . . "  | 192                | 211                | 150                | 305                | 91                 | 4,947     | 5,331     | 4,451     | 12,262    | 6,531     |
| <b>Total of Gums and Resins . . . "</b>  | 18,718             | 17,238             | 18,337             | 21,470             | 18,330             | 1,56,476  | 1,50,012  | 1,60,963  | 1,63,909  | 1,50,611  |
| <b>Hardware, excluding cutlery and electro-plated ware—</b>                        |                    |                    |                    |                    |                    |           |           |           |           |           |
| <b>Agricultural implements . . . Value</b>   | —                  | —                  | —                  | —                  | —                  | 56,924    | 73,780    | 93,459    | 13,422    | 13,220    |
| Buckets of tinned or galvanised iron . . . "                                       | —                  | —                  | —                  | —                  | —                  | 47,177    | 14,974    | 9,617     | 6,736     | 7,737     |
| Builders' hardware, such as locks, hinges, door bolts, etc. . . . "                | —                  | —                  | —                  | —                  | —                  | 2,12,315  | 1,66,422  | 1,69,403  | 1,54,143  | 1,93,303  |
| Domestic hardware, other than enamelled iron-ware . . . "                          | —                  | —                  | —                  | —                  | —                  | 1,15,564  | 1,30,775  | 1,60,225  | 1,43,460  | 1,31,783  |
| Enamelled iron-ware . . . "  | —                  | —                  | —                  | —                  | —                  | 3,00,335  | 4,00,303  | 4,13,243  | 4,67,000  | 3,50,326  |
| Gas mantles . . . "  | —                  | —                  | —                  | —                  | —                  | ..        | ..        | 360       | 17,275    | 33,444    |
| Implements and tools, other than agricultural implements and machine tools . . . " | —                  | —                  | —                  | —                  | —                  | 3,47,933  | 3,32,310  | 3,04,154  | 5,32,107  | 7,95,054  |
| Lamps, glass . . . No.   | 1,308              | 10,444             | 59,224             | 319,771            | 213,529            | 724       | 1,741     | 13,321    | 99,813    | 42,899    |
| Lamps, metal . . . "   | 79,634             | 140,401            | 224,049            | 346,710            | 283,531            | 1,33,073  | 2,03,046  | 2,15,516  | 3,33,052  | 3,27,089  |
| Parts of lamps, other than glass . . . Value                                       | —                  | —                  | —                  | —                  | —                  | 7,303     | 3,242     | 6,203     | 4,891     | 3,039     |
| Safes and strong boxes of metal No.  | 401                | 15                 | 11                 | 704                | 1,101              | 12,053    | 3,357     | 1,742     | 5,152     | 10,492    |
| Stoves . . . "   | 3,434              | 2,235              | 3,041              | 2,527              | 2,289              | 22,384    | 13,340    | 12,722    | 13,334    | 12,975    |
| Other sorts . . . Value  | —                  | —                  | —                  | —                  | —                  | 12,43,436 | 11,26,513 | 11,89,999 | 13,17,453 | 13,71,313 |
| <b>Total of Hardware, etc. . . "</b>   | —                  | —                  | —                  | —                  | —                  | 27,06,136 | 25,93,294 | 26,54,974 | 31,07,333 | 35,03,039 |

TRADE AT CHIEF PORT  
RANGOON

( 188 )

No. 12—continued  
IMPORTS—continued

| PRINCIPAL AND OTHER ARTICLES   | QUANTITY |         |           |           |           | VALUE     |           |           |           |           |
|--|----------|---------|-----------|-----------|-----------|-----------|-----------|-----------|-----------|-----------|
|  | 1931-32  | 1932-33 | 1933-34   | 1934-35   | 1935-36   | 1931-32   | 1932-33   | 1933-34   | 1934-35   | 1935-36   |
| <b>BURMA—continued</b>   |          |         |           |           |           |           |           |           |           |           |
| <b>RANGOON—continued</b>   |          |         |           |           |           |           |           |           |           |           |
| Instruments, Apparatus, and Appliances, and parts thereof—   |          |         |           |           |           |           |           |           |           |           |
| Electrical, including telegraph and telephone apparatus not being machinery—   |          |         |           |           |           |           |           |           |           |           |
| Electric fans and parts thereof Value  | —        | —       | —         | —         | —         | 84,253    | 20,005    | 49,151    | 25,471    | 88,208    |
| Electric wires and cables—   |          |         |           |           |           |           |           |           |           |           |
| Rubber, insulated "  | —        | —       | —         | —         | —         | 1,07,758  | 1,70,020  | 1,84,002  | 1,46,010  | 1,28,010  |
| Insulations, other than rubber "   | —        | —       | —         | —         | —         | 26,172    | 39,154    | 27,802    | 45,209    | 74,783    |
| Telegraph and telephone wires and cables "   | —        | —       | —         | —         | —         | 17,098    | ..        | 461       | ..        | 5,854     |
| Bare copper wire (Electrolytic) other than telegraph and telephone wires Cwts.   | 1,128    | 701     | 431       | 1,132     | 1,426     | 44,324    | 22,895    | 15,251    | 38,910    | 40,010    |
| Telegraph and telephone instruments and apparatus Value  | —        | —       | —         | —         | —         | 8,430     | 3,561     | 4,500     | 12,554    | 23,114    |
| Electric lamps and parts thereof—  |          |         |           |           |           |           |           |           |           |           |
| Electric glow lamps—   |          |         |           |           |           |           |           |           |           |           |
| Gasfilled Electric bulbs No.   | 92,721   | 180,365 | 153,481   | 149,378   | 202,941   | 83,001    | 91,516    | 99,314    | 1,11,770  | 1,29,304  |
| Vacuum Electric bulbs "  | 220,929  | 394,510 | 588,011   | 407,620   | 630,340   | 91,072    | 1,05,382  | 1,18,595  | 1,12,719  | 1,10,032  |
| Electric bulbs for torches "   | 454,671  | 779,338 | 1,238,534 | 1,588,048 | 2,758,574 | 43,461    | 68,967    | 40,246    | 55,899    | 62,484    |
| Other sorts "  | 97,908   | 133,135 | 104,694   | 203,352   | 591,879   | 1,12,433  | 95,990    | 67,320    | 1,40,356  | 3,08,335  |
| Parts and accessories of electric lamps Value  | —        | —       | —         | —         | —         | 30,143    | 36,552    | 12,295    | 14,178    | 14,666    |
| Batteries "  | —        | —       | —         | —         | —         | 5,42,563  | 3,48,956  | 8,71,118  | 3,62,315  | 5,32,297  |
| Electric lighting accessories and fittings (including switches) "  | —        | —       | —         | —         | —         | 46,311    | 27,669    | 35,601    | 72,327    | 82,474    |
| Electrical instruments (other than telegraphic and telephonic)—  |          |         |           |           |           |           |           |           |           |           |
| Meters "   | —        | —       | —         | —         | —         | 14,685    | 37,087    | 20,381    | 14,188    | 22,036    |
| Others "   | —        | —       | —         | —         | —         | ..        | ..        | ..        | 3,670     | 26,756    |
| Electrical goods and apparatus not enumerated "  | —        | —       | —         | —         | —         | 2,38,424  | 1,40,574  | 1,39,543  | 1,18,983  | 1,37,670  |
| <b>Musical—</b>  |          |         |           |           |           |           |           |           |           |           |
| Talking machines and accessories—  |          |         |           |           |           |           |           |           |           |           |
| Talking Machines No.   | 1,521    | 1,146   | 4,443     | 3,478     | 1,903     | 54,032    | 55,022    | 53,550    | 44,551    | 32,606    |
| Records Value  | 80,430   | 49,508  | 19,135    | 21,856    | 26,009    | 78,556    | 45,500    | 15,762    | 21,721    | 20,508    |
| Accessories "  | —        | —       | —         | —         | —         | 34,936    | 22,509    | 51,295    | 58,020    | 68,758    |
| Other sorts (including parts of musical instruments) "   | —        | —       | —         | —         | —         | 45,796    | 51,987    | 37,155    | 40,751    | 34,337    |
| <b>Optical—</b>  |          |         |           |           |           |           |           |           |           |           |
| Photographic—  |          |         |           |           |           |           |           |           |           |           |
| Cinematograph films (a)—   |          |         |           |           |           |           |           |           |           |           |
| Raw films i.e., Length blank films, etc. in feet   | 353,140  | 401,769 | 176,012   | 144,811   | 27,380    | 16,209    | 20,284    | 7,588     | 6,304     | 2,927     |
| Exposed films "  | 892,260  | 429,550 | 191,470   | 89,317    | 149,593   | 30,032    | 39,357    | 32,663    | 7,063     | 26,738    |
| Photographic other than cinematograph films Value  | —        | —       | —         | —         | —         | 1,84,162  | 1,48,443  | 1,40,212  | 1,30,528  | 1,62,354  |
| Scientific, and philosophical "  | —        | —       | —         | —         | —         | 1,19,950  | 33,190    | 32,041    | 60,856    | 40,740    |
| Surgical "   | —        | —       | —         | —         | —         | 57,439    | 58,683    | 58,704    | 55,506    | 65,439    |
| Wireless apparatus "   | —        | —       | —         | —         | —         | 49,400    | 42,007    | 50,356    | 44,045    | 2,19,321  |
| Other kinds "  | —        | —       | —         | —         | —         | 1,92,525  | 1,62,338  | 1,19,232  | 1,44,331  | 1,54,296  |
| <b>Total of Instruments, etc.</b>  | —        | —       | —         | —         | —         | 24,60,825 | 10,12,848 | 17,50,954 | 19,05,351 | 26,22,459 |
| <b>Jewellery (excluding imitation jewellery and precious stones and pearls, unset), also plate of gold and silver—</b> |          |         |           |           |           |           |           |           |           |           |
| Jewellery (a) "  | —        | —       | —         | —         | —         | 12,301    | 10,365    | 37,314    | 5,768     | 9,135     |
| Plate of gold and silver "   | —        | —       | —         | —         | —         | 39,515    | 48,080    | 21,919    | 23,468    | 18,223    |
| <b>Total of Jewellery, etc.</b>  | —        | —       | —         | —         | —         | 51,816    | 58,465    | 69,233    | 29,236    | 27,358    |
| <b>Leather—</b>  |          |         |           |           |           |           |           |           |           |           |
| Hides, tanned Tan & or dressed No.   | 2=760    | 4=1,324 | .. =204   | 1=207     | 1=438     | 4,645     | 8,565     | 2,409     | 3,207     | 4,639     |
| Skins, tanned or dressed "   | 3=2,146  | 4=2,482 | 2=2,480   | 4=2,196   | 1=689     | 20,013    | 23,265    | 16,236    | 17,464    | 6,351     |
| Unwrought Cwts.  | 20       | 97      | 104       | 287       | 210       | 14,359    | 30,136    | 38,257    | 63,078    | 75,021    |
| Leather cloth (including artificial leather) Sq. yds.  | 11,618   | 19,612  | 11,023    | 12,009    | 28,724    | 11,467    | 20,016    | 10,077    | 10,968    | 20,609    |

(a) Inclusive of imports by posts packets referred to Collector of Customs for assessment.

No. 12—continued  
IMPORTS—continued

| PRINCIPAL AND OTHER ARTICLES  | QUANTITY |         |         |         |         | VALUE     |           |           |           |           |
|---|----------|---------|---------|---------|---------|-----------|-----------|-----------|-----------|-----------|
|   | 1931-32  | 1932-33 | 1933-34 | 1934-35 | 1935-36 | 1931-32   | 1932-33   | 1933-34   | 1934-35   | 1935-36   |
| <b>DURMA—continued</b>  |          |         |         |         |         | R         | R         | R         | R         | R         |
| <b>RANGOON—continued</b>  |          |         |         |         |         |           |           |           |           |           |
| <b>Leather—continued</b>  |          |         |         |         |         |           |           |           |           |           |
| Manufactures (excluding boots and shoes and belting for machinery) . Cwts.        | 189      | 239     | 284     | 211     | 224     | 46,490    | 63,649    | 62,882    | 46,884    | 49,222    |
| Total of Leather . Value  | —        | —       | —       | —       | —       | 97,899    | 1,46,631  | 1,29,861  | 1,60,566  | 1,65,912  |
| <b>Liquors, including denatured and perfumed spirits—</b>                         |          |         |         |         |         |           |           |           |           |           |
| Ale, beer, and porter—  |          |         |         |         |         |           |           |           |           |           |
| Ale and beer—   |          |         |         |         |         |           |           |           |           |           |
| In bottles . Liq. galls.  | 413,105  | 367,526 | 367,755 | 301,722 | 391,180 | 12,17,650 | 10,87,942 | 9,27,409  | 7,56,806  | 9,11,120  |
| In bulk . "   | 40,326   | 20,356  | 9,748   | 23,324  | 10,388  | 44,670    | 22,392    | 10,551    | 27,808    | 23,321    |
| Stout and porter—   |          |         |         |         |         |           |           |           |           |           |
| In bottles . "  | 32,628   | 28,677  | 25,323  | 21,486  | 23,013  | 1,58,691  | 1,04,281  | 82,860    | 69,371    | 74,435    |
| Cider and other fermented liquors . "   | 584      | 483     | 505     | 754     | 850     | 3,167     | 2,721     | 3,052     | 3,937     | 4,824     |
| <b>Spirit—</b>  |          |         |         |         |         |           |           |           |           |           |
| Brandy { Liq. galls.  | 19,985   | 16,063  | 12,597  | 14,548  | 14,168  | 2,37,631  | 2,34,146  | 1,86,995  | 2,34,064  | 2,20,639  |
| Proof galls.  | 15,327   | 12,275  | 9,579   | 11,111  | 10,821  |           |           |           |           |           |
| Gin { Liq. galls.   | 7,399    | 6,994   | 6,329   | 6,801   | 6,002   | 68,885    | 52,282    | 55,293    | 57,258    | 50,079    |
| Proof galls.  | 5,395    | 5,065   | 4,593   | 4,912   | 4,431   |           |           |           |           |           |
| Liqueurs . Liq. galls.  | 773      | 717     | 557     | 805     | 757     | 12,225    | 13,592    | 10,391    | 15,268    | 14,753    |
| Rum { Liq. galls.   | 225      | 2       | 31      | 151     | 72      | 1,092     | 19        | 389       | 1,779     | 1,170     |
| Proof galls.  | 203      | —       | 22      | 144     | 57      |           |           |           |           |           |
| Whisky { Liq. galls.  | 43,592   | 37,299  | 34,664  | 36,437  | 36,512  | 7,22,028  | 6,01,064  | 5,66,598  | 5,36,785  | 6,04,176  |
| Proof galls.  | 32,131   | 28,315  | 26,274  | 26,967  | 27,633  |           |           |           |           |           |
| Spirit, present in drugs, medicines, or chemicals . Liq. galls.                   | 9,740    | 9,131   | 10,909  | 10,552  | 11,435  | 2,79,995  | 2,76,723  | 3,21,212  | 2,98,553  | 3,13,080  |
| Spirit, perfumed . "  | 986      | 692     | 905     | 890     | 870     | 39,620    | 35,782    | 1,11,685  | 1,11,830  | 1,07,092  |
| <b>Spirit, denatured—</b>   |          |         |         |         |         |           |           |           |           |           |
| Spirit, denatured at Customs house immediately on arrival or before clearance . " | 77,315   | 85,499  | 51,574  | 53,247  | 95,077  | 78,665    | 80,186    | 44,271    | 45,081    | 61,365    |
| Other sorts . "   | 5,645    | 3,858   | 7,409   | 4,757   | 4,409   | 1,11,901  | 92,861    | 91,115    | 1,35,051  | 1,14,238  |
| Total of Spirit . "   | 165,565  | 160,355 | 134,975 | 127,197 | 169,331 | 15,97,032 | 14,53,610 | 12,87,399 | 14,85,669 | 15,08,442 |
| <b>Wines—</b>   |          |         |         |         |         |           |           |           |           |           |
| Champagne and other sparkling wines . "   | 708      | 1,100   | 940     | 1,464   | 1,471   | 17,611    | 30,652    | 33,303    | 44,193    | 40,960    |
| Still red wines, other than port . "  | 5,895    | 4,785   | 4,637   | 5,166   | 5,363   | 29,434    | 34,608    | 29,754    | 34,670    | 37,368    |
| Sherry, Madeira, And Marsala . "  | 1,026    | 1,275   | 1,619   | 1,996   | 2,531   | 15,626    | 32,691    | 27,574    | 41,360    | 39,400    |
| Other sorts, including vermouth and ginger wine . "                               | 10,259   | 9,218   | 8,483   | 7,837   | 8,002   | 69,475    | 69,158    | 67,075    | 68,555    | 67,749    |
| Total of Wines . "  | 17,688   | 16,328  | 15,679  | 16,463  | 17,417  | 1,32,146  | 1,57,109  | 1,52,706  | 1,88,678  | 1,05,601  |
| Total of Liquors . "  | 660,730  | 591,695 | 543,969 | 490,946 | 621,168 | 31,53,386 | 27,98,055 | 25,64,477 | 26,32,264 | 27,22,143 |
| <b>Machinery and Millwork—</b>  |          |         |         |         |         |           |           |           |           |           |
| Prime-movers (other than electrical)—   |          |         |         |         |         |           |           |           |           |           |
| Locomotives (including those for railways)—                                       |          |         |         |         |         |           |           |           |           |           |
| Steam Engines . No.   | 1        | 2       | ..      | ..      | 3       | 6,071     | 9,347     | ..        | ..        | 14,663    |
| Parts of Steam Engines . Value  | —        | —       | —       | —       | —       | 23,047    | ..        | ..        | 7,561     | 21,508    |
| Others . "  | —        | —       | —       | —       | —       | 8,383     | 55,194    | 51,386    | 42,316    | 30,457    |

TRADE AT CHIEF PORT  
RANGOON

( 190 )

No. 12—continued  
IMPORTS—continued

| PRINCIPAL AND OTHER ARTICLES  | QUANTITY |         |         |         |         | VALUE       |           |           |             |             |
|---|----------|---------|---------|---------|---------|-------------|-----------|-----------|-------------|-------------|
|   | 1931-32  | 1932-33 | 1933-34 | 1934-35 | 1935-36 | 1931-32     | 1932-33   | 1933-34   | 1934-35     | 1935-36     |
| <b>BURMA—continued</b>  |          |         |         |         |         | R           | R         | R         | R           | R           |
| <b>RANGOON—continued</b>  |          |         |         |         |         |             |           |           |             |             |
| Machinery and Millwork—continued  |          |         |         |         |         |             |           |           |             |             |
| Prime-movers (other than electrical)—continued  |          |         |         |         |         |             |           |           |             |             |
| Other than locomotives—   |          |         |         |         |         |             |           |           |             |             |
| Gas engines . . . . . No.   | 11       | 4       | 7       | 3       | 8       | 36,376      | 16,848    | 14,905    | 23,683      | 24,484      |
| Parts of gas engines . . . . . Value  |          |         |         |         |         | 1,94,445    | 15,420    | 8,187     | 16,596      | 55,075      |
| Oil Engines (a) . . . . . No.   | 70       | 97      | 67      | 117     |         | 2,94,348    | 1,81,556  | 2,14,849  | 7,07,570    |             |
| For Marine purposes (b) . . . . . No.   |          |         |         |         | 39      |             |           |           |             | 3,21,721    |
| Others (b) . . . . . " . . . . . No.  |          |         |         |         | 110     |             |           |           |             | 2,75,074    |
| Parts of oil engines . . . . . Value  |          |         |         |         |         | 67,299      | 72,031    | 80,148    | 1,39,414    | 1,07,308    |
| Steam Engines . . . . . No.   | 13       | 3       | 3       | 11      | 10      | 80,176      | 8,811     | 1,826     | 10,800      | 22,509      |
| Parts of Steam Engines . . . . . Value  |          |         |         |         |         | 68,370      | 10,170    | 9,299     | 10,112      | 90,600      |
| Others . . . . . " . . . . . Value  |          |         |         |         |         | 808         |           | 6,118     | 1,601       | 35,045      |
| Electrical machinery of all kinds, not including instruments, apparatus, appliances, and parts thereof— |          |         |         |         |         |             |           |           |             |             |
| Control and Switch gear . . . . . " . . . . . Value   |          |         |         |         |         | 5,50,209    | 1,39,168  | 1,14,600  | 1,93,000    | 1,87,172    |
| Generators, alternators, and dynamos . . . . . " . . . . . Value  |          |         |         |         |         | 88,540      | 55,044    | 32,714    | 79,866      | 2,17,013    |
| Motors . . . . . " . . . . . Value  |          |         |         |         |         | 4,09,228    | 83,629    | 68,186    | 96,837      | 1,75,712    |
| Transformers . . . . . " . . . . . Value  |          |         |         |         |         | 55,958      | 51,894    | 8,083     | 37,250      | 42,227      |
| Turbo-generating sets . . . . . " . . . . . Value   |          |         |         |         |         | 3,11,132    | 3,34,958  | 20,922    | 43,134      | 3,95,198    |
| Other kinds . . . . . " . . . . . Value   |          |         |         |         |         | 8,06,750    | 2,41,108  | 1,59,789  | 93,419      | 2,97,196    |
| Machinery, not being prime-movers or electrical machinery—  |          |         |         |         |         |             |           |           |             |             |
| Agricultural machinery—   |          |         |         |         |         |             |           |           |             |             |
| Agricultural tractors and parts . . . . . " . . . . . Value   |          |         |         |         |         | 77,350      | 71,086    | 41,734    | 43,622      | 21,520      |
| Others . . . . . " . . . . . Value  |          |         |         |         |         | 1,914       | 6,290     | 2,753     | 967         | 9,329       |
| Bollers . . . . . " . . . . . Value   |          |         |         |         |         | 4,59,919    | 1,49,902  | 1,87,488  | 3,02,700    | 8,75,596    |
| Metal working machinery (including machine tools) . . . . . " . . . . . Value                           |          |         |         |         |         | 2,50,665    | 80,300    | 1,71,130  | 3,40,279    | 1,67,735    |
| Mining machinery . . . . . " . . . . . Value  |          |         |         |         |         | 55,50,296   | 29,45,210 | 22,61,351 | 43,26,021   | 31,72,936   |
| Oil crushing and refining machinery . . . . . " . . . . . Value   |          |         |         |         |         | 22,52,116   | 4,52,747  | 10,72,462 | 3,79,296    | 3,09,951    |
| Pumping Machinery (c) . . . . . " . . . . . Value   |          |         |         |         |         |             |           | 3,52,442  | 6,86,602    | 5,53,709    |
| Refrigerating machinery . . . . . " . . . . . Value   |          |         |         |         |         | 49,309      | 28,846    | 21,518    | 16,237      | 76,372      |
| Rice and flour mill machinery . . . . . " . . . . . Value   |          |         |         |         |         | 1,61,255    | 1,54,591  | 89,031    | 2,54,791    | 2,12,657    |
| Saw mill and wood working machinery . . . . . " . . . . . Value   |          |         |         |         |         | 81,948      | 1,23,561  | 1,45,078  | 1,21,652    | 1,33,989    |
| Sewing and knitting machines and parts thereof—   |          |         |         |         |         |             |           |           |             |             |
| Sewing and knitting machines . . . . . No.  | 2,573    | 2,346   | 4,291   | 7,690   | 9,440   | 3,29,861    | 2,49,103  | 3,66,156  | 6,07,047    | 8,10,148    |
| Parts of sewing and knitting machines and accessories . . . . . Value                                   |          |         |         |         |         | 57,552      | 84,260    | 71,099    | 92,021      | 1,01,626    |
| Sugar machinery . . . . . " . . . . . Value   |          |         |         |         |         | 1,137       | 3,248     | 55,816    | 8,30,718    | 25,449      |
| Textile machinery—  |          |         |         |         |         |             |           |           |             |             |
| Cotton—   |          |         |         |         |         |             |           |           |             |             |
| Cotton spinning machinery . . . . . " . . . . . Value   |          |         |         |         |         | 23,047      | 26,117    | 19,852    | 28,536      | 17,616      |
| Other sorts of cotton machinery . . . . . " . . . . . Value   |          |         |         |         |         | 125         | 7,722     | 3,715     | 19,574      | 8,685       |
| Other sorts . . . . . " . . . . . Value   |          |         |         |         |         | 7,834       | 7,860     | 13,514    | 29,496      | 27,250      |
| Typewriters—  |          |         |         |         |         |             |           |           |             |             |
| Typewriters . . . . . No.   | 270      | 140     | 33      | 193     | 311     | 31,694      | 20,508    | 9,949     | 22,303      | 40,581      |
| Parts and accessories . . . . . Value   |          |         |         |         |         | 19,284      | 14,696    | 14,120    | 11,801      | 9,808       |
| Other sorts of machinery (excluding printing machinery) . . . . . " . . . . . Value                     |          |         |         |         |         | 8,37,564    | 8,54,485  | 9,37,761  | 12,74,479   | 12,89,917   |
| Total of Machinery and Millwork . . . . . Value   |          |         |         |         |         | 1,27,03,998 | 64,49,350 | 60,24,580 | 1,09,47,336 | 1,00,82,956 |
| <b>Manures—</b>   |          |         |         |         |         |             |           |           |             |             |
| Nitrogenous . . . . . Tons  | 15       | 11      | 18      | 116     | 165     | 2,108       | 1,193     | 1,858     | 12,347      | 10,634      |
| Phosphatic—   |          |         |         |         |         |             |           |           |             |             |
| Superphosphate . . . . . " . . . . . Tons   |          |         | 20      | 10      | 25      |             |           | 1,099     | 8,790       | 3,166       |
| Compounds—  |          |         |         |         |         |             |           |           |             |             |
| Ammonium phosphate . . . . . " . . . . . Tons   | 29       | 150     | 23      | 182     |         | 8,902       | 27,444    | 2,482     | 19,307      |             |
| Others . . . . . " . . . . . Tons   | 23       | 50      |         | 98      | 148     | 11,858      | 4,456     | 3         | 10,605      | 15,734      |
| Total of Manures . . . . . Tons   | 67       | 211     | 61      | 406     | 338     | 22,868      | 38,093    | 5,391     | 45,049      | 35,534      |
| <b>Mats and Matting, except coir and rubber . . . . . Sq. Yds.</b>                                      | 162,641  | 183,712 | 164,000 | 250,947 | 573,400 | 39,556      | 38,584    | 25,163    | 30,870      | 54,021      |

(a) Sub-divided into two heads from 1935-36.  
(b) Separately recorded from 1933-36.  
(c) " " " 1933-34.

No. 12—continued  
IMPORTS—continued

| PRINCIPAL AND OTHER ARTICLES   | QUANTITY |         |         |         |         | VALUE    |          |          |          |          |
|--|----------|---------|---------|---------|---------|----------|----------|----------|----------|----------|
|  | 1931-32  | 1932-33 | 1933-34 | 1934-35 | 1935-36 | 1931-32  | 1932-33  | 1933-34  | 1934-35  | 1935-36  |
|  |          |         |         |         |         | R        | R        | R        | R        | R        |
| BURMA—continued  |          |         |         |         |         |          |          |          |          |          |
| RANGOON—continued  |          |         |         |         |         |          |          |          |          |          |
| Metals and Ores—   |          |         |         |         |         |          |          |          |          |          |
| Aluminium—   |          |         |         |         |         |          |          |          |          |          |
| Unwrought . Cwts.  | ..       | ..      | ..      | ..      | ..      | ..       | ..       | ..       | ..       | 8        |
| Wrought—   |          |         |         |         |         |          |          |          |          |          |
| Circles  | 4,607    | 2,031   | 2,068   | 2,901   | 5,501   | 3,01,088 | 1,44,510 | 2,17,210 | 1,93,278 | 3,31,902 |
| Other manufac-<br>tures.   | 313      | 159     | 113     | 151     | 126     | 24,988   | 16,235   | 14,230   | 16,533   | 13,554   |
| Total of Alumi-<br>nium  | 4,920    | 2,190   | 2,081   | 3,052   | 5,627   | 3,26,076 | 1,60,745 | 2,31,440 | 2,12,811 | 3,45,554 |
| Antifriction metal   | 338      | 230     | 661     | 397     | 608     | 15,854   | 10,923   | 34,142   | 21,096   | 30,740   |
| Brass, Bronze, and<br>similar alloys and<br>manufactures<br>thereof— |          |         |         |         |         |          |          |          |          |          |
| Unwrought  | 62       | 42      | 40      | 31      | 48      | 2,540    | 1,284    | 1,921    | 3,806    | 5,640    |
| Wrought—   |          |         |         |         |         |          |          |          |          |          |
| Mixed or yellow<br>metal, for<br>sheathing                           | 612      | 1,243   | 996     | 904     | 753     | 20,046   | 44,499   | 33,935   | 28,322   | 24,666   |
| Rods   | 226      | 671     | 437     | 945     | 330     | 6,929    | 17,455   | 14,025   | 24,922   | 10,835   |
| Other sorts  | 1,255    | 1,050   | 1,439   | 1,496   | 3,396   | 1,68,431 | 76,458   | 87,018   | 85,574   | 1,44,204 |
| Total of Brass,<br>Bronze, etc.                                      | 2,055    | 3,006   | 2,912   | 3,376   | 4,527   | 1,97,946 | 1,39,696 | 1,36,899 | 1,43,164 | 1,85,146 |
| Copper—  |          |         |         |         |         |          |          |          |          |          |
| Old for remanu-<br>facture . Cwts.                                   | ..       | 50      | ..      | ..      | ..      | ..       | 1,251    | ..       | ..       | ..       |
| Unwrought—   |          |         |         |         |         |          |          |          |          |          |
| Tiles, ingots,<br>cakes, bricks,<br>and slabs                        | 230      | 60      | 160     | 370     | 90      | 12,309   | 2,200    | 6,780    | 14,077   | 3,333    |
| Wrought  | 470      | 539     | 652     | 643     | 403     | 31,282   | 20,110   | 32,325   | 33,000   | 27,215   |
| Total of Copper  | 700      | 649     | 812     | 1,013   | 493     | 43,591   | 32,570   | 38,055   | 47,187   | 30,548   |
| Iron—  |          |         |         |         |         |          |          |          |          |          |
| Pig . Tons   | 145      | 193     | 333     | 395     | 421     | 9,997    | 14,700   | 29,446   | 28,515   | 29,949   |
| Manufactures—<br>Angle, bolt,<br>and rod                             | 1        | 2       | 1       | ..      | ..      | 222      | 354      | 72       | ..       | ..       |
| Bars and channels  | 326      | 179     | 141     | 28      | 32      | 31,410   | 15,816   | 13,514   | 5,413    | 4,254    |
| Rice bowls   | 31       | 65      | 57      | 119     | 94      | 13,615   | 20,590   | 13,335   | 24,123   | 16,479   |
| Total of Iron  | 508      | 442     | 592     | 542     | 547     | 55,244   | 57,460   | 61,867   | 58,051   | 50,682   |
| Steel—   |          |         |         |         |         |          |          |          |          |          |
| Angle and Tee  | 958      | 726     | 573     | 525     | 748     | 1,06,523 | 79,959   | 63,023   | 60,027   | 86,518   |
| Spring   | ..       | 20      | ..      | 1       | ..      | 225      | 3,394    | 168      | 673      | ..       |
| Bars other than<br>cast steel (a)                                    | 2,342    | 3,301   | 2,526   | 4,040   | ..      | 2,63,072 | 3,36,788 | 2,78,070 | 4,58,667 | ..       |
| Under 3" round<br>or square (b)                                      | ..       | ..      | ..      | ..      | 323     | ..       | ..       | ..       | ..       | 32,109   |
| All others   | ..       | ..      | ..      | ..      | 4,274   | ..       | ..       | ..       | ..       | 4,91,740 |
| Cast—  |          |         |         |         |         |          |          |          |          |          |
| Tool, steel—   |          |         |         |         |         |          |          |          |          |          |
| High speed   | 20       | 55      | 50      | 34      | 50      | 16,358   | 63,823   | 59,268   | 71,452   | 12,069   |
| Carbon   | 1        | 3       | 4       | 25      | 1       | 11,602   | 3,094    | 1,414    | 4,642    | 485      |
| Cast steel bars  | 10       | 4       | 42      | 67      | 54      | 3,536    | 1,303    | 16,800   | 20,139   | 14,296   |
| Other cast steel<br>Ingots, blooms,<br>billets, and<br>slabs         | 45       | 30      | 65      | 65      | ..      | ..       | 5,277    | 8,732    | 14,456   | ..       |
| Total of Steel   | 3,376    | 4,144   | 3,257   | 4,764   | 5,463   | 4,07,932 | 4,94,906 | 4,33,434 | 6,25,870 | 6,38,734 |
| Iron or steel—   |          |         |         |         |         |          |          |          |          |          |
| Anchors and<br>cables  | 113      | 128     | 192     | 216     | 259     | 51,321   | 71,727   | 1,00,415 | 1,20,574 | 1,50,748 |
| Beams, pillars,<br>channels, girders,<br>and bridge-<br>work         | 3,391    | 999     | 1,497   | 1,153   | 2,014   | 7,50,674 | 1,21,451 | 2,17,945 | 2,00,956 | 4,52,348 |
| Bolts and nuts   | 450      | 331     | 490     | 618     | 332     | 1,97,259 | 1,24,448 | 1,49,993 | 1,93,330 | 2,54,136 |
| Fencing materials<br>(including<br>fencing wire)                     | 162      | 379     | 373     | 484     | 333     | 42,383   | 94,333   | 89,156   | 1,15,910 | 1,62,512 |

(a) Sub-divided from 1935-36.

(b) Separately recorded from 1935-36.



TRADE AT CHIEF PORT  
RANGOON

( 192 )

No. 12—continued  
IMPORTS—continued

| PRINCIPAL AND OTHER ARTICLES                                     | QUANTITY      |               |               |               |               | VALUE            |                  |                  |                  |                  |
|--|---------------|---------------|---------------|---------------|---------------|------------------|------------------|------------------|------------------|------------------|
|  | 1931-32       | 1932-33       | 1933-34       | 1934-35       | 1935-36       | 1931-32          | 1932-33          | 1933-34          | 1934-35          | 1935-36          |
| <b>BURMA—continued</b>   |               |               |               |               |               |                  |                  |                  |                  |                  |
| <b>RANGOON—continued</b>   |               |               |               |               |               |                  |                  |                  |                  |                  |
| <b>Metals and Ores—continued</b>                                 |               |               |               |               |               |                  |                  |                  |                  |                  |
| <b>Iron or steel—continued</b>                                   |               |               |               |               |               |                  |                  |                  |                  |                  |
| Hooks and strips . Tons  | 330           | 580           | 735           | 838           | 963           | 62,974           | 80,520           | 1,11,356         | 1,36,018         | 1,46,041         |
| Nails, rivets, and washers (excluding wire nails) . "            | 1,345         | 787           | 903           | 1,232         | 1,377         | 4,17,476         | 2,48,638         | 2,91,714         | 8,83,593         | 4,27,797         |
| Pipes and fittings, cast . "                                     | 158           | 232           | 303           | 453           | 158           | 83,166           | 84,712           | 86,776           | 1,22,160         | 96,832           |
| Balls, chairs, and fishplates (including those for railways) . " | 275           | 107           | 115           | 104           | 168           | 48,237           | 57,325           | 24,010           | 15,369           | 24,432           |
| <b>Screws—</b>   |               |               |               |               |               |                  |                  |                  |                  |                  |
| Wood Screws . "  | 65            | 73            | 61            | 62            | 105           | 41,106           | 44,500           | 83,772           | 39,414           | 48,786           |
| Metal thread screws . "  | ..            | ..            | ..            | ..            | ..            | 785              | 91               | 278              | ..               | 84               |
| <b>Sheets and plates—</b>  |               |               |               |               |               |                  |                  |                  |                  |                  |
| <b>Galvanized—</b>   |               |               |               |               |               |                  |                  |                  |                  |                  |
| Corrugated . "   | 5,857         | 6,588         | 5,211         | 7,000         | 10,888        | 12,53,944        | 12,97,214        | 11,30,500        | 17,20,820        | 22,85,564        |
| Plain . . . "  | 1,005         | 1,044         | 887           | 945           | 979           | 1,96,500         | 2,00,806         | 1,73,005         | 1,90,243         | 1,87,001         |
| <b>Tinned—</b>   |               |               |               |               |               |                  |                  |                  |                  |                  |
| Thin plates . "  | 1,175         | 548           | 790           | 635           | 300           | 3,11,551         | 1,45,108         | 2,12,873         | 1,63,191         | 92,572           |
| <b>Not galvanized or tinned—</b>                                 |               |               |               |               |               |                  |                  |                  |                  |                  |
| Sheets up to 1/4" thick . "                                      | 988           | 2,058         | 3,554         | 3,023         | 2,404         | 1,35,671         | 2,74,402         | 5,21,895         | 4,41,875         | 3,55,732         |
| Plates over 1/4" thick . "                                       | 719           | 492           | 1,094         | 571           | 1,240         | 91,941           | 60,140           | 1,36,230         | 66,540           | 1,53,534         |
| Tubes, pipes and fittings, wrought . "                           | 2,970         | 1,781         | 3,862         | 2,863         | 3,133         | 9,01,998         | 5,44,330         | 10,41,096        | 8,92,241         | 7,50,020         |
| Wire nails . . . "   | 2,470         | 3,825         | 2,925         | 4,226         | 4,384         | 3,73,322         | 7,30,014         | 4,02,240         | 6,77,735         | 6,30,416         |
| <b>Wire rope—</b>  |               |               |               |               |               |                  |                  |                  |                  |                  |
| Black . . . "  | 239           | 224           | 333           | 323           | 337           | 1,97,969         | 1,45,340         | 2,02,624         | 2,07,875         | 1,54,573         |
| Galvanized . . . "   | 116           | 135           | 126           | 125           | 163           | 64,677           | 75,643           | 71,600           | 73,015           | 66,175           |
| Wire, other than fencing wire . "                                | 635           | 502           | 529           | 656           | 739           | 1,21,651         | 98,255           | 94,238           | 1,12,458         | 1,16,222         |
| Other manufactures of iron or steel . "                          | 1,017         | 638           | 555           | 637           | 743           | 3,35,768         | 2,18,163         | 1,63,823         | 2,76,850         | 3,48,968         |
| <b>Total of Iron or Steel . . . "</b>                            | <b>24,043</b> | <b>21,600</b> | <b>24,439</b> | <b>27,221</b> | <b>31,079</b> | <b>55,90,321</b> | <b>47,08,008</b> | <b>53,47,699</b> | <b>61,80,579</b> | <b>69,10,546</b> |
| <b>Quicksilver . Lbs.</b>  | <b>6,737</b>  | <b>12,601</b> | <b>7,617</b>  | <b>8,863</b>  | <b>15,270</b> | <b>23,377</b>    | <b>41,395</b>    | <b>10,040</b>    | <b>31,018</b>    | <b>40,058</b>    |
| <b>Solder . Cwts.</b>  | <b>539</b>    | <b>858</b>    | <b>692</b>    | <b>1,027</b>  | <b>766</b>    | <b>31,358</b>    | <b>44,260</b>    | <b>55,231</b>    | <b>94,718</b>    | <b>71,434</b>    |
| <b>Tin—</b>  |               |               |               |               |               |                  |                  |                  |                  |                  |
| <b>Unwrought (blocks, ingots, bars, and slabs) . "</b>           | <b>531</b>    | <b>651</b>    | <b>414</b>    | <b>531</b>    | <b>573</b>    | <b>67,033</b>    | <b>87,906</b>    | <b>62,567</b>    | <b>91,953</b>    | <b>97,890</b>    |
| <b>Wrought . . . "</b>   | <b>1</b>      | <b>..</b>     | <b>2</b>      | <b>12</b>     | <b>22</b>     | <b>95</b>        | <b>..</b>        | <b>1,124</b>     | <b>2,077</b>     | <b>3,640</b>     |
| <b>Total of Tin . . . "</b>                                      | <b>532</b>    | <b>651</b>    | <b>416</b>    | <b>543</b>    | <b>595</b>    | <b>67,128</b>    | <b>87,906</b>    | <b>63,691</b>    | <b>94,030</b>    | <b>1,01,530</b>  |
| <b>Zinc or Spelter—</b>  |               |               |               |               |               |                  |                  |                  |                  |                  |
| <b>Unwrought . . . "</b>   | <b>8,437</b>  | <b>13,320</b> | <b>12,026</b> | <b>6,009</b>  | <b>12,004</b> | <b>75,695</b>    | <b>1,40,700</b>  | <b>1,40,301</b>  | <b>59,798</b>    | <b>1,31,645</b>  |
| <b>Wrought or manufactured . . . "</b>                           | <b>7,061</b>  | <b>6,302</b>  | <b>7,521</b>  | <b>10,119</b> | <b>8,095</b>  | <b>1,24,726</b>  | <b>1,14,374</b>  | <b>1,37,360</b>  | <b>1,64,915</b>  | <b>1,26,503</b>  |
| <b>Other sorts . . . "</b>                                       | <b>..</b>     | <b>..</b>     | <b>..</b>     | <b>..</b>     | <b>..</b>     | <b>..</b>        | <b>..</b>        | <b>..</b>        | <b>14</b>        | <b>..</b>        |
| <b>Total of Zinc or Spelter . . . "</b>                          | <b>15,498</b> | <b>19,622</b> | <b>19,547</b> | <b>16,119</b> | <b>20,099</b> | <b>2,00,421</b>  | <b>2,55,074</b>  | <b>2,84,161</b>  | <b>2,24,727</b>  | <b>2,58,147</b>  |

No. 12—continued  
IMPORTS—continued

| PRINCIPAL AND OTHER<br>ARTICLES   | QUANTITY   |           |           |            |            | VALUE     |           |           |           |           |
|---|------------|-----------|-----------|------------|------------|-----------|-----------|-----------|-----------|-----------|
|   | 1931-32    | 1932-33   | 1933-34   | 1934-35    | 1935-36    | 1931-32   | 1932-33   | 1933-34   | 1934-35   | 1935-36   |
| <b>DURMA—continued</b>  |            |           |           |            |            | R         | R         | R         | R         | R         |
| <b>RANGOON—continued</b>  |            |           |           |            |            |           |           |           |           |           |
| <b>Metals and Ores—conold.</b>  |            |           |           |            |            |           |           |           |           |           |
| Metals, unenumerated Cwts.  | 2,304      | 2,803     | 2,873     | 1,003      | 1,440      | 1,69,681  | 2,57,887  | 3,67,273  | 81,691    | 1,37,116  |
| Total of Metals (excluding ores) "  | 29,271     | 27,695    | 29,841    | 33,860     | 39,704     | 71,34,684 | 62,97,334 | 69,72,932 | 77,94,912 | 83,09,802 |
| Total of Ores "   | ..         | ..        | ..        | ..         | ..         | ..        | ..        | ..        | ..        | ..        |
| Total of Metals and Ores "  | 29,271     | 27,695    | 29,841    | 33,860     | 39,704     | 71,34,684 | 62,97,334 | 69,72,932 | 77,94,912 | 83,09,802 |
| <b>Oils—</b>  |            |           |           |            |            |           |           |           |           |           |
| <b>Animal—</b>  |            |           |           |            |            |           |           |           |           |           |
| Fish oil { Cwts. 1,337 11,125 7,466 1,438 2,677                                       |            |           |           |            |            | 19,324    | 1,51,908  | 95,054    | 21,916    | 43,910    |
| { -Galls. -16,018 -188,446 -92,941 -17,895 -33,318                                    |            |           |           |            |            |           |           |           |           |           |
| Other sorts { Cwts. 12 1 1 46   |            |           |           |            |            | 20        | 395       | 70        | 51        | 2,310     |
| { -Galls. -1 -148 -13 -10 -572  |            |           |           |            |            |           |           |           |           |           |
| Total of Animal oils { Cwts. 1,287 11,137 7,467 1,439 2,723                           |            |           |           |            |            | 19,344    | 1,52,301  | 95,124    | 21,967    | 46,226    |
| { -Galls. -16,019 -188,594 -92,954 -17,905 -36,890                                    |            |           |           |            |            |           |           |           |           |           |
| <b>Essential—</b>   |            |           |           |            |            |           |           |           |           |           |
| Synthetic { Lbs. 65 370 2,918 4,233 3,627   |            |           |           |            |            | 432       | 5,724     | 15,336    | 34,672    | 29,564    |
| { -Galls. -7 -95 -322 -468 -403   |            |           |           |            |            |           |           |           |           |           |
| Natural { Lbs. 10,210 18,490 19,006 20,915 19,902                                     |            |           |           |            |            | 27,490    | 40,441    | 28,479    | 40,174    | 39,458    |
| { -Galls. -1,134 -2,047 -2,104 -2,310 -2,204  |            |           |           |            |            |           |           |           |           |           |
| Total of Essential Oils { Lbs. 10,275 19,860 21,924 25,153 23,529                     |            |           |           |            |            | 27,922    | 46,165    | 43,815    | 74,846    | 69,022    |
| { -Galls. -1,141 -2,143 -2,426 -2,776 -2,607  |            |           |           |            |            |           |           |           |           |           |
| <b>Mineral—</b>   |            |           |           |            |            |           |           |           |           |           |
| Fuel oils { Tons. 35,687 21,096 7,414 70,581 99,736                                   |            |           |           |            |            | 11,77,710 | 7,01,342  | 2,44,687  | 22,71,694 | 35,52,671 |
| { -Galls. -3,832,246 -5,250,633 -1,845,347 -17,566,814 -24,822,084                    |            |           |           |            |            |           |           |           |           |           |
| Kerosene— In tins Galls. 772,106 678,045 977,103 936,907 721,924                      |            |           |           |            |            | 6,11,677  | 5,21,951  | 7,43,834  | 6,64,855  | 4,94,555  |
| Lubricating oils " 372,194 420,801 587,707 417,305 720,348                            |            |           |           |            |            | 7,95,013  | 7,91,505  | 8,68,233  | 5,92,170  | 8,79,816  |
| White Oil " 62,648 5,591 10,589 4,104 32,196  |            |           |           |            |            | 65,165    | 5,036     | 6,179     | 2,341     | 27,176    |
| Other kinds " 44,706 17,333 5,633 3,937 5,239   |            |           |           |            |            | 87,306    | 44,112    | 9,777     | 8,550     | 10,958    |
| Total of Mineral Oils "   | 10,133,900 | 6,372,403 | 3,426,334 | 18,923,117 | 26,301,736 | 27,36,871 | 30,63,946 | 18,72,210 | 35,89,610 | 49,66,176 |
| Mineral Grease including petroleum jelly lbs. 133,240 179,843 170,294 187,231 354,384 |            |           |           |            |            | 37,190    | 46,909    | 38,523    | 56,175    | 1,08,630  |
| Turkey Red Oil Galls. .. .. 301 200 686   |            |           |           |            |            | ..        | ..        | 290       | 183       | 1,033     |
| <b>Vegetable, non-essential—</b>  |            |           |           |            |            |           |           |           |           |           |
| Coconut { Cwts. 17,709 77,770 33,331 99,703 106,678                                   |            |           |           |            |            | 3,43,963  | 11,82,768 | 11,40,970 | 13,36,111 | 14,37,181 |
| { -Galls. -220,371 -967,907 -1,037,621 -1,241,491 -1,327,553                          |            |           |           |            |            |           |           |           |           |           |
| Other sorts { Cwts. 1,493 6,447 4,055 11,229 3,640                                    |            |           |           |            |            | 43,502    | 90,823    | 59,625    | 1,22,424  | 44,446    |
| { -Galls. -13,537 -30,330 -57,964 -139,635 -36,083                                    |            |           |           |            |            |           |           |           |           |           |
| Total of Vegetable Oils { Cwts. 19,202 84,226 38,386 110,932 110,313                  |            |           |           |            |            | 3,87,470  | 12,73,611 | 12,00,595 | 14,58,535 | 14,81,627 |
| { -Galls. -233,958 -1,048,137 -1,095,585 -1,381,132 -1,363,641                        |            |           |           |            |            |           |           |           |           |           |
| Total of Oils Galls. 10,404,322 7,531,237 4,636,522 20,360,933 27,741,935             |            |           |           |            |            | 32,03,797 | 35,62,932 | 32,51,162 | 51,51,318 | 66,72,764 |
| Oil-cloth and floor-cloth Sq. Yds. 155,046 198,378 204,897 187,391 173,344            |            |           |           |            |            | 93,937    | 1,21,650  | 97,673    | 95,951    | 78,497    |
| Packing, Engine and Boiler of all kinds, excluding asbestos Value                     | -          | -         | -         | -          | -          | 23,339    | 33,804    | 27,850    | 26,751    | 32,937    |

TRADE AT CHIEF PORT  
RANGOON

( 194 )

No. 12—continued

IMPORTS—continued

| PRINCIPAL AND OTHER ARTICLES                                | QUANTITY      |               |               |               |               | VALUE           |                 |                 |                 |                 |
|---|---------------|---------------|---------------|---------------|---------------|-----------------|-----------------|-----------------|-----------------|-----------------|
|   | 1931-32       | 1932-33       | 1933-34       | 1934-35       | 1935-36       | 1931-32         | 1932-33         | 1933-34         | 1934-35         | 1935-36         |
|   |               |               |               |               |               | R               | R               | R               | R               | R               |
| <b>BURMA—continued</b>                                      |               |               |               |               |               |                 |                 |                 |                 |                 |
| <b>RANGOON—continued</b>                                    |               |               |               |               |               |                 |                 |                 |                 |                 |
| <b>Paints and Painters' materials—</b>                      |               |               |               |               |               |                 |                 |                 |                 |                 |
| <b>Paints and Colours—</b>                                  |               |               |               |               |               |                 |                 |                 |                 |                 |
| Barytes Cwts.   | 4,043         | 20,336        | 33,508        | 4,921         | ..            | 13,222          | 42,887          | 81,074          | 11,875          | 15              |
| Blue paint or Paris blue ..                                 | 1,038         | 1,909         | 2,056         | 1,823         | 2,058         | 60,096          | 64,008          | 60,174          | 78,850          | 84,609          |
| Graphite ..   | 451           | 565           | 410           | 564           | 301           | 8,256           | 8,044           | 6,401           | 8,820           | 7,200           |
| Red lead—   |               |               |               |               |               |                 |                 |                 |                 |                 |
| Genuine, dry ..   | 1,629         | 3,290         | 2,667         | 3,223         | 4,223         | 35,888          | 60,548          | 46,855          | 52,509          | 60,371          |
| Reduced dry ..  | 475           | 33            | 10            | 43            | 15            | 9,230           | 551             | 172             | 695             | 161             |
| White lead—   |               |               |               |               |               |                 |                 |                 |                 |                 |
| Genuine, dry ..   | 194           | 646           | 687           | 450           | 700           | 5,714           | 17,644          | 15,543          | 12,095          | 13,502          |
| Reduced, dry ..   | 33            | ..            | ..            | 18            | ..            | 922             | ..              | ..              | 485             | ..              |
| Genuine, moist ..   | 379           | 39            | 180           | 523           | 405           | 10,889          | 610             | 3,874           | 10,675          | 9,203           |
| Reduced, moist ..   | 1,388         | 1,331         | 358           | 200           | 324           | 53,344          | 30,764          | 9,637           | 6,094           | 8,551           |
| Zinc, white—  |               |               |               |               |               |                 |                 |                 |                 |                 |
| Genuine, dry ..   | 92            | 384           | 213           | 104           | 120           | 2,799           | 7,076           | 6,040           | 4,334           | 4,094           |
| Reduced, dry ..   | 53            | 3             | 5             | 2             | 7             | 1,352           | 182             | 160             | 43              | 207             |
| Genuine, moist ..   | 2,710         | 2,617         | 1,307         | 3,145         | 2,999         | 90,269          | 80,456          | 54,061          | 90,633          | 80,511          |
| Reduced, moist ..   | 105           | 214           | 708           | 461           | 214           | 1,981           | 7,282           | 18,216          | 5,070           | 2,734           |
| <b>Other sorts—</b>   |               |               |               |               |               |                 |                 |                 |                 |                 |
| White, dry ..   | 22            | ..            | ..            | 15            | 10            | 385             | ..              | ..              | 463             | 31              |
| Coloured, dry ..  | 1,554         | 1,277         | 337           | 1,716         | 4,121         | 30,166          | 62,711          | 55,466          | 74,952          | 1,06,163        |
| White, moist ..   | 45            | 55            | 137           | 322           | 464           | 1,372           | 1,177           | 2,061           | 6,476           | 7,917           |
| Coloured, moist ..  | 6,490         | 5,664         | 6,404         | 11,214        | 3,634         | 1,68,450        | 1,52,081        | 1,78,640        | 2,45,722        | 2,68,635        |
| <b>Painters' materials (other than paints and colours)—</b> |               |               |               |               |               |                 |                 |                 |                 |                 |
| <b>Turpentine—</b>  |               |               |               |               |               |                 |                 |                 |                 |                 |
| Genuine turpentine ..                                       | 500           | 397           | 404           | 332           | 337           | 19,667          | 16,867          | 16,734          | 9,326           | 3,752           |
| Turpentine substitute ..                                    | 10            | 25            | 28            | 62            | 158           | 103             | 533             | 578             | 1,156           | 1,737           |
| <b>Varnishes—</b>   |               |               |               |               |               |                 |                 |                 |                 |                 |
| Enamels ..  | 1,160         | 2,002         | 1,793         | 559           | 407           | 73,407          | 1,02,257        | 90,041          | 30,528          | 15,266          |
| Other kinds ..  | 1,794         | 2,080         | 2,135         | 1,214         | 1,684         | 63,123          | 71,817          | 66,110          | 42,274          | 67,087          |
| Other kinds of painters' materials .. Value                 | —             | —             | —             | —             | —             | 25,397          | 24,726          | 24,744          | 42,495          | 34,998          |
| <b>Total of Paints and Painters' materials ..</b>           | <b>—</b>      | <b>—</b>      | <b>—</b>      | <b>—</b>      | <b>—</b>      | <b>6,82,574</b> | <b>7,59,171</b> | <b>7,61,331</b> | <b>7,37,125</b> | <b>7,80,154</b> |
| <b>Paper and Pasteboard—</b>                                |               |               |               |               |               |                 |                 |                 |                 |                 |
| <b>Paper—</b>   |               |               |               |               |               |                 |                 |                 |                 |                 |
| Packing Paper (a) Cwts.                                     | 11,656        | 23,558        | 16,258        | 24,302        | —             | 1,81,570        | 3,41,214        | 2,10,757        | 3,17,112        | —               |
| <b>Packing and wrapping paper—</b>                          |               |               |               |               |               |                 |                 |                 |                 |                 |
| Craft, including imitation craft (b) ..                     | —             | —             | —             | —             | 3,905         | —               | —               | —               | —               | 54,851          |
| Coloured machine-glazed pressings (b) ..                    | —             | —             | —             | —             | 2,321         | —               | —               | —               | —               | 22,344          |
| Manilla machine-glazed, etc., envelopes (b) ..              | —             | —             | —             | —             | 3,270         | —               | —               | —               | —               | 43,201          |
| Other sorts (b) ..  | —             | —             | —             | —             | 20,439        | —               | —               | —               | —               | 2,54,585        |
| <b>Total Packing, etc. (c) ..</b>                           | <b>11,656</b> | <b>23,558</b> | <b>16,258</b> | <b>24,302</b> | <b>20,935</b> | <b>1,81,570</b> | <b>3,41,214</b> | <b>2,10,757</b> | <b>3,17,112</b> | <b>3,74,081</b> |
| <b>Printing Paper—</b>                                      |               |               |               |               |               |                 |                 |                 |                 |                 |
| News printing (a) ..  | 25,615        | 28,164        | 31,286        | 38,704        | —             | 3,50,617        | 3,64,445        | 3,33,071        | 4,01,931        | —               |
| Other sorts (a) ..  | 6,398         | 9,771         | 8,015         | 6,900         | —             | 99,591          | 1,29,581        | 97,044          | 78,168          | —               |
| <b>White printing paper, etc.—</b>                          |               |               |               |               |               |                 |                 |                 |                 |                 |
| News printing (b) ..  | —             | —             | —             | —             | 42,500        | —               | —               | —               | —               | 4,34,134        |
| Other sorts (b) ..  | —             | —             | —             | —             | 9,034         | —               | —               | —               | —               | 1,02,764        |
| <b>Total printing paper ..</b>                              | <b>32,013</b> | <b>37,935</b> | <b>39,301</b> | <b>45,610</b> | <b>51,624</b> | <b>4,50,208</b> | <b>4,94,026</b> | <b>4,30,115</b> | <b>4,80,099</b> | <b>5,36,898</b> |
| <b>Writing paper and envelopes—</b>                         |               |               |               |               |               |                 |                 |                 |                 |                 |
| Writing paper inreams large sheets (a) {                    | 37,847        | 41,382        | 38,003        | 29,327        | —             | 1,52,390        | 1,43,120        | 1,22,413        | 96,469          | —               |
| —Cwts   | =6,915        | =7,314        | =6,802        | =4,837        | —             |                 |                 |                 |                 |                 |
| Note and letter paper and envelopes (a) Cwts.               | 795           | 985           | 905           | 578           | —             | 42,131          | 52,634          | 65,574          | 44,970          | —               |
| Envelopes imported separately (a) ..                        | 1,042         | 941           | 1,042         | 1,048         | —             | 75,841          | 35,744          | 35,310          | 34,613          | —               |

(a) Discontinued from 1935-36.  
(b) Separately recorded from 1935-36.  
(c) Figures prior to 1935-36 relate to 'packing paper' only

No. 12—continued  
IMPORTS—continued

| PRINCIPAL AND OTHER ARTICLES  | QUANTITY |         |         |         |         | VALUE     |           |           |           |           |
|---|----------|---------|---------|---------|---------|-----------|-----------|-----------|-----------|-----------|
|   | 1931-32  | 1932-33 | 1933-34 | 1934-35 | 1935-36 | 1931-32   | 1932-33   | 1933-34   | 1934-35   | 1935-36   |
| BURMA—continued   |          |         |         |         |         | R         | R         | R         | R         | R         |
| BANGCOON—continued  |          |         |         |         |         |           |           |           |           |           |
| Paper and Pasteboard—continued  |          |         |         |         |         |           |           |           |           |           |
| Writing paper and envelopes—continued                                 |          |         |         |         |         |           |           |           |           |           |
| Azure laid or wove and ledger (a) . cwt.                              | —        | —       | —       | —       | 633     | —         | —         | —         | —         | 14,529    |
| Cream (a) . . . . .   | —        | —       | —       | —       | 301     | —         | —         | —         | —         | 6,561     |
| Other sorts of writing paper (a) . . . . .                            | —        | —       | —       | —       | 3,015   | —         | —         | —         | —         | 74,093    |
| Writing pads (a) . . . . .  | —        | —       | —       | —       | 202     | —         | —         | —         | —         | 11,207    |
| Boxed Stationery (a) . . . . .  | —        | —       | —       | —       | 684     | —         | —         | —         | —         | 32,021    |
| Total of writing paper and envelopes . . . . .                        | 0,352    | 0,240   | 8,630   | 6,468   | 4,835   | 2,70,362  | 2,31,507  | 2,13,297  | 1,76,052  | 1,39,341  |
| Old newspaper in bales and bags . . . . .                             | 134,288  | 163,225 | 161,427 | 175,789 | 252,235 | 5,72,435  | 7,65,594  | 7,41,522  | 7,53,686  | 9,52,873  |
| Other kinds of paper . . . . .  | 13,978   | 6,393   | 9,486   | 10,748  | 8,774   | 3,19,474  | 2,04,812  | 2,17,479  | 2,06,915  | 1,74,684  |
| Paper manufactures . . . . .  | 3,052    | 3,542   | 3,007   | 3,549   | 3,503   | 2,02,491  | 2,20,109  | 1,95,324  | 1,84,512  | 1,77,313  |
| Total of Paper . . . . .  | 204,330  | 245,898 | 238,808 | 266,551 | 350,906 | 19,06,540 | 22,56,762 | 20,14,494 | 21,18,376 | 23,66,090 |
| Pasteboard, Millboard and Cardboard of all kinds—                     |          |         |         |         |         |           |           |           |           |           |
| Straw boards . . . . .  | 4,770    | 13,048  | 8,059   | 11,216  | 16,727  | 31,687    | 1,00,794  | 37,508    | 52,126    | 80,455    |
| Other kinds . . . . .   | 1,021    | 1,706   | 2,685   | 4,161   | 2,874   | 38,730    | 30,934    | 46,138    | 61,108    | 42,976    |
| Manufactures of Pasteboard, Millboard and Cardboard . . . . .         | 459      | 404     | 349     | 754     | 1,015   | 22,512    | 20,201    | 10,518    | 20,202    | 29,019    |
| Total of Paper and Pasteboard . . . . .                               | 211,480  | 261,051 | 249,842 | 282,682 | 371,522 | 20,69,529 | 24,08,091 | 21,08,718 | 22,51,807 | 26,08,540 |
| Paraffin Wax . Tons   | 80       | 84      | 83      | 65      | 83      | 24,860    | 28,641    | 23,690    | 19,710    | 22,218    |
| Perfumery (not being perfumed spirit) . Value                         | —        | —       | —       | —       | —       | 31,134    | 31,406    | 23,761    | 29,868    | 22,925    |
| Pitch and Tar—  |          |         |         |         |         |           |           |           |           |           |
| Coal tar and pitch . Cwts.  | 10,166   | 10,075  | 14,638  | 11,084  | 10,424  | 53,274    | 45,904    | 57,804    | 54,723    | 53,878    |
| Stockholm tar and pitch . . . . .                                     | 887      | 627     | 794     | 740     | 651     | 12,523    | 8,737     | 10,195    | 9,838     | 6,094     |
| Total of Pitch and Tar . . . . .                                      | 11,053   | 10,702  | 15,432  | 11,824  | 11,075  | 65,802    | 54,641    | 67,999    | 64,561    | 60,572    |
| Plants, living, including bulbs and seeds for sowing . Value          | —        | —       | —       | —       | —       | 20,046    | 20,866    | 10,241    | 7,126     | 1,307     |
| Polishes—   |          |         |         |         |         |           |           |           |           |           |
| Polishes and compositions for application to leather . . . . .        | —        | —       | —       | —       | —       | 55,556    | 61,869    | 69,425    | 50,772    | 55,210    |
| Polishes and compositions for application to metals . . . . .         | —        | —       | —       | —       | —       | 35,521    | 22,236    | 29,498    | 24,936    | 25,291    |
| Other sorts . . . . .   | —        | —       | —       | —       | —       | 27,654    | 26,796    | 29,917    | 30,553    | 42,099    |
| Total of Polishes, etc. . . . .                                       | —        | —       | —       | —       | —       | 1,18,741  | 1,20,901  | 1,28,840  | 1,06,321  | 1,32,600  |
| Precious Stones and Pearls, unset—                                    |          |         |         |         |         |           |           |           |           |           |
| Diamonds (b) . . . . .  | —        | —       | —       | —       | —       | 26,279    | 32,640    | 1,76,249  | 1,32,771  | 1,49,166  |
| Other Precious stones . . . . .                                       | —        | —       | —       | —       | —       | 1,33,544  | 62,770    | 33,538    | 21,324    | 5,28,101  |
| Pearls . . . . .  | —        | —       | —       | —       | —       | 10        | ..        | 4,103     | ..        | ..        |
| Total of Precious stones, etc. . . . .                                | —        | —       | —       | —       | —       | 1,49,833  | 1,45,410  | 2,13,890  | 1,54,595  | 6,77,267  |
| Printing and Lithographing machinery and materials (excluding paper)— |          |         |         |         |         |           |           |           |           |           |
| Printing and lithographing presses . . . . .                          | —        | —       | —       | —       | —       | 16,836    | 736       | 11,421    | 39,446    | 20,243    |
| Printer's and Lithographer's ink . . . . .                            | —        | —       | —       | —       | —       | 16,039    | 15,734    | 19,093    | 31,311    | 37,400    |
| Other materials . . . . .   | —        | —       | —       | —       | —       | 42,430    | 31,392    | 40,136    | 53,191    | 31,623    |
| Total of Printing, and Lithographing machinery, etc. . . . .          | —        | —       | —       | —       | —       | 75,305    | 47,862    | 70,650    | 1,24,448  | 89,276    |

(a) Separately recorded from 1935-36.

(b) Inclusive of imports by postal packets referred to Collectors of Customs for assessment.

TRADE AT CHIEF PORT  
RANGOON

( 196 )

No. 12—continued  
IMPORTS—continued

| PRINCIPAL AND OTHER ARTICLES                                     | QUANTITY |         |         |         |         | VALUE     |           |           |           |           |
|--|----------|---------|---------|---------|---------|-----------|-----------|-----------|-----------|-----------|
|  | 1931-32  | 1932-33 | 1933-34 | 1934-35 | 1935-36 | 1931-32   | 1932-33   | 1933-34   | 1934-35   | 1935-36   |
| BURMA—continued  |          |         |         |         |         |           |           |           |           |           |
| RANGOON—continued  |          |         |         |         |         |           |           |           |           |           |
| Prints, Engravings and Pictures—                                 |          |         |         |         |         |           |           |           |           |           |
| Photographs and picture postcards . Value                        | —        | —       | —       | —       | —       | 31,116    | 8,037     | 824       | 1,998     | 938       |
| Others ..  | —        | —       | —       | —       | —       | 3,420     | 2,676     | 1,780     | 2,797     | 1,013     |
| Total of Prints, Engravings and Pictures ..                      | —        | —       | —       | —       | —       | 34,536    | 10,712    | 2,604     | 4,795     | 2,849     |
| Provisions and Oilman's stores, etc.—                            |          |         |         |         |         |           |           |           |           |           |
| Bacon and hams . Cwts.   | 1,617    | 1,639   | 1,493   | 1,667   | 1,023   | 1,41,255  | 1,22,590  | 1,25,475  | 1,28,849  | 1,30,208  |
| Biscuits and cakes ..  | 14,546   | 15,352  | 13,993  | 19,513  | 24,542  | 10,43,328 | 9,33,305  | 7,86,634  | 9,40,038  | 10,66,616 |
| Butter (including canned) ..                                     | 909      | 934     | 1,092   | 1,300   | 1,007   | 1,50,915  | 1,45,857  | 1,45,314  | 1,78,465  | 2,04,709  |
| Canned and bottled provisions (not specified elsewhere)—         |          |         |         |         |         |           |           |           |           |           |
| Canned or bottled fruits ..                                      | 7,086    | 5,784   | 5,777   | 3,356   | 3,571   | 2,11,316  | 1,67,485  | 1,66,664  | 2,00,954  | 2,07,711  |
| Tinned or canned fish ..   | 13,232   | 16,196  | 16,158  | 36,036  | 51,372  | 3,63,380  | 4,33,560  | 3,67,057  | 5,32,035  | 3,43,458  |
| Vegetable Products: vegetable ghee, vegetable fat, etc. ..       | 10,101   | 5,029   | 316     | 989     | 1,931   | 3,70,842  | 1,90,246  | 10,340    | 25,229    | 55,522    |
| Others ..  | 3,225    | 7,952   | 6,693   | 5,378   | 5,602   | 3,79,058  | 4,25,924  | 3,38,086  | 2,73,222  | 2,79,292  |
| Cheese (including canned) ..                                     | 673      | 633     | 746     | 864     | 725     | 63,928    | 62,373    | 64,447    | 65,047    | 54,578    |
| Cocoa and chocolate ..   | 752      | 521     | 495     | 559     | 656     | 32,090    | 43,613    | 33,093    | 42,519    | 44,419    |
| Confectionery ..   | 937      | 2,164   | 2,493   | 6,131   | 6,519   | 92,693    | 1,33,354  | 1,71,272  | 2,34,377  | 2,65,665  |
| Farinaceous and patent foods—                                    |          |         |         |         |         |           |           |           |           |           |
| Farinaceous foods in bulk ..                                     | 51,135   | 47,233  | 49,114  | 63,133  | 57,013  | 7,43,323  | 6,73,429  | 7,72,923  | 8,37,293  | 7,75,935  |
| Milk foods for infants and invalids (wholly or mainly milk) ..   | 2,114    | 2,041   | 1,293   | 1,069   | 1,703   | 4,43,303  | 4,25,959  | 2,66,291  | 1,75,305  | 2,30,133  |
| Other sorts ..   | 2,367    | 2,105   | 2,696   | 2,664   | 2,336   | 1,99,636  | 1,69,559  | 2,04,742  | 2,17,119  | 2,15,906  |
| Linglass ..  | 133      | 257     | 200     | 433     | 236     | 31,244    | 43,593    | 24,135    | 45,253    | 23,376    |
| Jams and jellies ..  | 1,320    | 1,705   | 1,596   | 1,319   | 2,077   | 33,110    | 71,092    | 63,350    | 63,543    | 73,636    |
| Lard ..  | 362      | 411     | 437     | 453     | 413     | 14,531    | 12,754    | 15,910    | 13,792    | 20,392    |
| Milk, condensed and preserved, including milk cream ..           | 131,215  | 127,614 | 125,363 | 133,073 | 153,734 | 33,35,305 | 35,50,735 | 31,43,443 | 31,53,733 | 37,11,537 |
| Pickles, chutnies, sauces, and condiments ..                     | 1,651    | 1,376   | 1,967   | 2,276   | 2,320   | 1,20,435  | 31,344    | 1,21,365  | 1,36,069  | 1,29,001  |
| Vinegar (excluding bottled vinegar) Gals.                        | 905      | 1,304   | 1,434   | 1,539   | 2,074   | 1,237     | 2,392     | 1,795     | 1,930     | 2,534     |
| Other sorts of provisions .. Cwts.                               | 6,137    | 4,527   | 2,975   | 7,470   | 5,210   | 2,51,273  | 1,79,735  | 1,31,316  | 2,39,537  | 2,09,743  |
| Total of Provisions, etc. . Value                                | —        | —       | —       | —       | —       | 36,34,372 | 30,24,712 | 29,34,712 | 31,16,099 | 33,17,020 |
| Rubber—  |          |         |         |         |         |           |           |           |           |           |
| Raw .. Lbs.  | 2,503    | 10,366  | ..      | ..      | 7,360   | 340       | 2,354     | ..        | ..        | 2,350     |
| Manufactures—  |          |         |         |         |         |           |           |           |           |           |
| Pneumatic motor covers .. No.                                    | 23,453   | 24,307  | 23,473  | 24,423  | 22,035  | 10,00,273 | 9,61,317  | 8,01,344  | 8,23,359  | 9,19,666  |
| Pneumatic motor tubes ..   | 25,311   | 21,539  | 20,496  | 21,323  | 16,732  | 1,45,719  | 1,32,992  | 1,10,360  | 1,24,242  | 1,16,396  |
| Pneumatic cycle covers ..  | 60,333   | 31,624  | 75,313  | 77,373  | 66,354  | 1,13,642  | 1,53,016  | 36,660    | 93,393    | 97,311    |
| Pneumatic cycle tubes ..   | 50,676   | 33,166  | 34,306  | 39,733  | 116,333 | 33,039    | 40,011    | 37,393    | 44,304    | 50,097    |
| Solid rubber tyres for motor vehicles ..                         | 205      | 273     | 434     | 339     | 166     | 12,330    | 17,690    | 21,366    | 19,463    | 9,912     |
| Other manufactures (except apparel and boots and shoes) .. Value | —        | —       | —       | —       | —       | 2,34,172  | 1,36,779  | 1,91,999  | 2,31,260  | 2,57,364  |
| Total of Rubber ..   | —        | —       | —       | —       | —       | 15,43,070 | 14,94,659 | 12,50,237 | 13,47,126 | 14,53,596 |
| Salt .. Tons   | 49,041   | 31,614  | 39,002  | 37,230  | 60,331  | 9,30,035  | 14,24,199 | 6,45,347  | 10,40,990 | 12,15,410 |
| Seeds—   |          |         |         |         |         |           |           |           |           |           |
| Oil seeds—   |          |         |         |         |         |           |           |           |           |           |
| Essential ..   | ..       | ..      | ..      | ..      | ..      | 2         | 7         | ..        | ..        | ..        |
| Non-essential ..   | 317      | 2       | 7       | 7       | 3       | 3,704     | 4,717     | 1,033     | 1,403     | 1,590     |
| Other than oil seeds ..  | 55       | 22      | 35      | 107     | 163     | 24,177    | 11,365    | 23,733    | 39,331    | 65,213    |
| Total of Seeds ..  | 372      | 24      | 42      | 114     | 176     | 27,883    | 16,089    | 14,833    | 41,034    | 66,803    |

No. 12—continued  
IMPORTS—continued

| PRINCIPAL AND OTHER ARTICLES   | QUANTITY |         |         |         |         | VALUE     |           |           |           |           |
|--|----------|---------|---------|---------|---------|-----------|-----------|-----------|-----------|-----------|
|  | 1931-32  | 1932-33 | 1933-34 | 1934-35 | 1935-36 | 1931-32   | 1932-33   | 1933-34   | 1934-35   | 1935-36   |
| BURMA—continued  |          |         |         |         |         |           |           |           |           |           |
| RANGOON—continued  |          |         |         |         |         |           |           |           |           |           |
| Smokers' requisites (excluding tobacco) . . . . . Value                    | —        | —       | —       | —       | —       | 57,002    | 91,519    | 1,40,328  | 87,517    | 1,17,650  |
| Soap—  |          |         |         |         |         |           |           |           |           |           |
| Household and laundry soap in bars or tablets . . . . . Cwts.              | 77,595   | 64,762  | 59,081  | 27,742  | 1,590   | 16,14,564 | 11,88,932 | 10,78,910 | 5,76,034  | 33,366    |
| Toilet soap . . . . . "  | 1,825    | 2,886   | 2,078   | 2,925   | 2,327   | 1,98,242  | 2,10,155  | 1,86,583  | 1,98,926  | 1,72,092  |
| Other sorts . . . . . "  | 3,051    | 849     | 751     | 740     | 795     | 92,029    | 28,738    | 16,869    | 17,256    | 18,364    |
| Total of Soap . . . . . "  | 82,472   | 68,497  | 62,505  | 31,407  | 4,821   | 19,05,435 | 14,27,920 | 12,70,862 | 7,92,216  | 2,23,822  |
| Spices—  |          |         |         |         |         |           |           |           |           |           |
| Betelnuts . . . . . "  | 90,512   | 72,834  | 59,288  | 79,833  | 86,896  | 10,24,515 | 7,64,489  | 4,80,040  | 5,51,104  | 6,14,922  |
| Nutmegs . . . . . "  | 1,012    | 1,084   | 1,038   | 998     | 1,198   | 31,169    | 29,647    | 29,426    | 27,893    | 38,584    |
| Other sorts . . . . . "  | 1,300    | 1,975   | 1,360   | 1,887   | 1,899   | 39,555    | 47,159    | 33,125    | 31,204    | 39,484    |
| Total of Spices . . . . . "  | 92,824   | 75,843  | 61,686  | 81,968  | 89,993  | 10,95,239 | 8,41,295  | 5,42,591  | 6,09,611  | 6,87,990  |
| Stationery (excluding paper)—  |          |         |         |         |         |           |           |           |           |           |
| Pencils (excluding slate pencils) . . . . . Dozens                         | 162,778  | 391,305 | 339,411 | 313,900 | 368,834 | 57,768    | 95,787    | 75,297    | 90,092    | 76,602    |
| Other sorts . . . . . Value  | —        | —       | —       | —       | —       | 4,26,408  | 4,29,568  | 3,69,695  | 3,94,308  | 4,48,759  |
| Total of Stationery . . . . . "  | —        | —       | —       | —       | —       | 4,84,171  | 5,25,355  | 4,44,992  | 4,84,400  | 5,25,359  |
| Stone and Marble—  |          |         |         |         |         |           |           |           |           |           |
| Stone and marble . . . . . Tons  | 174      | 57      | 160     | 82      | 20      | 30,942    | 10,144    | 21,128    | 3,830     | 2,577     |
| Articles of stone and marble . . . . . "                                   | 78       | 70      | 56      | 71      | 161     | 68,838    | 21,988    | 16,816    | 15,141    | 19,727    |
| Total of Stone and Marble . . . . . "                                      | 247      | 127     | 216     | 153     | 181     | 94,780    | 32,132    | 37,944    | 18,971    | 22,304    |
| Sugar—   |          |         |         |         |         |           |           |           |           |           |
| Sugar, 23 Dutch Standard and above . . . . . "                             | 27,673   | 25,949  | 19,321  | 16,934  | 15,772  | 33,62,452 | 28,47,315 | 20,61,726 | 16,30,985 | 15,69,066 |
| Sugar, below 23 Dutch Standard but not below 16 Dutch Standard . . . . . " | 273      | 197     | 182     | 232     | 220     | 55,844    | 40,136    | 32,708    | 41,868    | 42,053    |
| Beet Sugar . . . . . "   | 1        | ..      | ..      | ..      | ..      | 210       | ..        | 77        | ..        | 15        |
| Molasses . . . . . "   | 239      | 182     | 21      | ..      | ..      | 15,669    | 11,318    | 1,501     | 3         | 65        |
| Total of Sugar . . . . . "   | 28,186   | 26,328  | 19,524  | 17,166  | 16,001  | 34,34,175 | 28,98,764 | 20,96,009 | 16,72,851 | 16,06,199 |
| Tallow and Stearine . . . . . Cwts.  | 3,297    | 3,656   | 4,052   | 5,964   | 8,451   | 59,748    | 56,689    | 64,896    | 72,417    | 1,19,432  |
| Tea—   |          |         |         |         |         |           |           |           |           |           |
| Black . . . . . Lbs.   | 188,314  | 154,990 | 55,394  | 60,516  | 70,823  | 1,19,639  | 97,326    | 34,984    | 24,478    | 34,030    |
| Green . . . . . "  | 20,466   | 15,155  | 32,321  | 26,653  | 34,864  | 19,175    | 12,809    | 28,362    | 21,747    | 27,804    |
| Total of Tea . . . . . "   | 200,280  | 170,145 | 87,715  | 87,169  | 105,687 | 1,38,814  | 1,10,135  | 63,346    | 46,225    | 61,834    |

TRADE AT CHIEF PORT  
RANGOON

( 198 )

No. 12—continued  
IMPORTS—continued

| PRINCIPAL AND OTHER ARTICLES             | QUANTITY  |           |           |           |           | VALUE     |           |           |           |           |
|--|-----------|-----------|-----------|-----------|-----------|-----------|-----------|-----------|-----------|-----------|
|  | 1931-32   | 1932-33   | 1933-34   | 1934-35   | 1935-36   | 1931-32   | 1932-33   | 1933-34   | 1934-35   | 1935-36   |
| <b>BURMA—continued</b>                   |           |           |           |           |           | R         | R         | R         | R         | R         |
| <b>RAMBOON—continued</b>                 |           |           |           |           |           |           |           |           |           |           |
| Textiles—                                |           |           |           |           |           |           |           |           |           |           |
| Cotton—                                  |           |           |           |           |           |           |           |           |           |           |
| Raw . . . Tons                           | ..        | ..        | ..        | ..        | ..        | 5         | 51        | 186       | 192       | 575       |
| Waste . . . Cwts.                        | 4         | 4         | ..        | 5         | 18        | 62        | 70        | ..        | 62        | 297       |
| Twist and Yarn—                          |           |           |           |           |           |           |           |           |           |           |
| Grey (unbleached)—                       |           |           |           |           |           |           |           |           |           |           |
| Nos. 1 to 10 Lbs.                        | ..        | ..        | ..        | 8         | ..        | ..        | ..        | ..        | 4         | ..        |
| " 11 to 15 "                             | ..        | ..        | ..        | 4         | ..        | ..        | ..        | ..        | 2         | ..        |
| " 16 to 20 "                             | 4,000     | ..        | 10,800    | 12,010    | ..        | 2,440     | ..        | 5,028     | 7,600     | ..        |
| " 21 to 25 "                             | ..        | ..        | ..        | 3,002     | ..        | ..        | ..        | ..        | 2,717     | ..        |
| " 26 to 30 "                             | 147,760   | 132,040   | 139,414   | 249,894   | 428,260   | 1,03,054  | 83,428    | 70,605    | 1,41,080  | 2,25,853  |
| " 31 to 40 "                             | 48,000    | 77,115    | 28,000    | 10,072    | 44,000    | 84,457    | 52,314    | 19,559    | 7,61      | 25,590    |
| " 41 to 50 "                             | ..        | ..        | ..        | ..        | 20,000    | ..        | ..        | ..        | ..        | 15,467    |
| " 51 to 60 "                             | 2,000     | 4,000     | ..        | ..        | ..        | 1,837     | 4,181     | ..        | ..        | ..        |
| Grey two-folds (doubles) (a)             | 538,260   | 915,570   | 759,763   | —         | —         | 4,30,548  | 5,28,958  | 4,43,585  | —         | —         |
| Nos. 26 to 50 (b)                        | —         | —         | —         | 653,650   | 695,854   | —         | —         | —         | 4,05,208  | 4,30,042  |
| White (bleached)—                        |           |           |           |           |           |           |           |           |           |           |
| Nos. 1 to 20 "                           | ..        | ..        | 400       | ..        | ..        | ..        | ..        | 258       | ..        | ..        |
| " 31 to 40 "                             | 2,000     | ..        | 4,000     | ..        | 6,400     | 1,104     | ..        | 2,746     | ..        | 4,365     |
| Above No. 50 "                           | ..        | ..        | 4,000     | 15,000    | 6,988     | ..        | ..        | 3,531     | 18,853    | 5,932     |
| White two-folds (doubles) (a)            | 153,200   | 239,990   | 193,197   | —         | —         | 1,45,379  | 1,75,890  | 1,38,500  | —         | —         |
| Nos. 1 to 25 (b)                         | —         | —         | —         | ..        | 13,200    | —         | —         | —         | ..        | 9,178     |
| " 26 to 50 (b)                           | —         | —         | —         | 262,802   | 265,688   | —         | —         | —         | 1,89,375  | 1,84,505  |
| " 51 to 80 (b)                           | —         | —         | —         | 109,923   | 33,935    | —         | —         | —         | 1,37,573  | 33,677    |
| Coloured—                                |           |           |           |           |           |           |           |           |           |           |
| Nos. 1 to 20 "                           | 182,400   | 203,863   | 125,089   | 209,600   | 125,212   | 1,67,654  | 1,98,769  | 1,11,292  | 1,88,439  | 1,17,489  |
| " 21 to 25 "                             | 219,800   | 293,300   | 192,000   | 222,600   | 142,510   | 2,02,060  | 2,52,801  | 1,63,884  | 2,01,309  | 1,28,603  |
| " 26 to 30 "                             | ..        | ..        | ..        | 2,800     | ..        | ..        | ..        | ..        | 1,851     | ..        |
| " 31 to 40 "                             | ..        | ..        | ..        | ..        | 1,000     | ..        | ..        | ..        | ..        | 872       |
| " 41 to 50 "                             | ..        | ..        | ..        | 3,400     | ..        | ..        | ..        | ..        | 3,112     | ..        |
| Above 50 "                               | ..        | ..        | ..        | ..        | 6,000     | ..        | ..        | ..        | ..        | 5,788     |
| Coloured two-folds (double) (a)          | 92,463    | 155,570   | 89,600    | —         | —         | 1,09,500  | 1,85,223  | 94,600    | —         | —         |
| Nos. 1 to 25 (b)                         | —         | —         | —         | ..        | 1,000     | —         | —         | —         | ..        | 1,040     |
| " 26 to 50 (b)                           | —         | —         | —         | 108,588   | 89,590    | —         | —         | —         | 1,23,972  | 1,01,364  |
| " 51 to 80 (b)                           | —         | —         | —         | 2,000     | 12,600    | —         | —         | —         | 2,950     | 16,904    |
| Mercerised cotton                        |           |           |           |           |           |           |           |           |           |           |
| yarn above No. 50 "                      | ..        | ..        | ..        | 14,100    | 4,765     | ..        | ..        | ..        | 15,510    | 4,483     |
| Mercerised two-folds (doubles) (a)       | 78,600    | 48,190    | 37,900    | —         | —         | 1,25,796  | 41,393    | 36,139    | —         | —         |
| Nos. 26 to 50 (b)                        | —         | —         | —         | 18        | ..        | —         | —         | —         | 55        | ..        |
| " 51 to 80 (b)                           | —         | —         | —         | 241,510   | 134,100   | —         | —         | —         | 2,70,716  | 1,28,511  |
| Above No. 80 (b)                         | —         | —         | —         | 18        | ..        | —         | —         | —         | 82        | ..        |
| Unspecified description above No. 50 (b) | —         | —         | —         | 1,200     | 5,400     | —         | —         | —         | 1,870     | 5,639     |
| Total of Twist and Yarn                  | 1,518,482 | 2,065,138 | 1,573,963 | 2,121,199 | 2,046,402 | 18,23,977 | 15,29,752 | 10,89,717 | 17,18,995 | 14,54,368 |
| Manufactures—                            |           |           |           |           |           |           |           |           |           |           |
| Blankets . . . "                         | 1,400,984 | 1,078,965 | 201,935   | 911,353   | 1,858,737 | 7,83,520  | 5,54,776  | 1,45,484  | 6,00,380  | 9,84,086  |
| Canvas . . . Yards.                      | 165,225   | 146,882   | 97,957    | 72,588    | 89,490    | 63,766    | 57,337    | 40,406    | 47,499    | 50,030    |
| Handkerchiefs and Shawls in the piece—   |           |           |           |           |           |           |           |           |           |           |
| Handkerchiefs No.                        | 610,635   | 1,773,697 | 2,724,567 | 2,108,221 | 2,974,240 | 54,944    | 1,27,952  | 1,28,053  | 85,034    | 1,32,350  |
| Shawls . . . Lbs.                        | 28,976    | 25,428    | 31,956    | 10,204    | 9         | 20,129    | 19,561    | 16,995    | 5,041     | 10        |
| Hosiery—                                 |           |           |           |           |           |           |           |           |           |           |
| Stockings and socks Dozen                | 30,125    | 54,567    | 42,036    | 25,349    | —         | 50,387    | 67,046    | 49,551    | 45,911    | 68,105    |
| (a)                                      | ..        | ..        | ..        | 84,897    | 88,650    | ..        | ..        | ..        | ..        | ..        |
| Underwear Lbs. & Doz.                    | 291,613   | 542,948   | 404,736   | 528,300   | —         | 9,94,884  | 18,10,988 | 10,37,735 | 6,58,765  | 7,77,388  |
| (c)                                      | ..        | ..        | ..        | 277,674   | 648,386   | ..        | ..        | ..        | ..        | ..        |
| Others . . . Value                       | —         | —         | —         | —         | —         | 5,819     | 2,853     | 6,108     | 2,32,797  | 5,70,768  |
| Lace and patent net . . . Yds.           | 250,347   | 281,624   | 286,881   | 363,123   | 346,958   | 1,11,796  | 1,24,759  | 1,28,078  | 1,45,767  | 1,34,370  |
| Miscellaneous—                           |           |           |           |           |           |           |           |           |           |           |
| Grey unbleached—                         |           |           |           |           |           |           |           |           |           |           |
| Plate Grey—                              |           |           |           |           |           |           |           |           |           |           |
| Drills and Jeans                         | 86,878    | 26,000    | 3,000     | 3,000     | 7,200     | 23,786    | 6,138     | 646       | 464       | 1,150     |
| Lencloth and Shirtings                   | 8,410,699 | 6,275,029 | 3,830,141 | 4,395,550 | 6,754,143 | 13,43,628 | 8,56,081  | 4,55,480  | 6,14,962  | 7,53,148  |
| Unspecified descriptions                 | 19,845    | 41,078    | 25,375    | 14,426    | 37,093    | 3,580     | 3,030     | 7,541     | 5,054     | 7,478     |
| Total of Plain Grey                      | 8,517,417 | 6,342,107 | 3,858,518 | 4,912,976 | 6,798,436 | 13,70,974 | 8,70,199  | 4,63,617  | 6,20,480  | 7,66,776  |

(a) Sub-divided into groups by counts from 1934-35.  
(c) Quantity in Lbs. recorded from 1934-35.

(b) Separately recorded from 1934-35.

No. 12—continued  
IMPORTS—continued

| PRINCIPAL AND OTHER ARTICLES                                       | QUANTITY   |            |            |            |            | VALUE     |             |           |           |           |
|--|------------|------------|------------|------------|------------|-----------|-------------|-----------|-----------|-----------|
|  | 1931-32    | 1932-33    | 1933-34    | 1934-35    | 1935-36    | 1931-32   | 1932-33     | 1933-34   | 1934-35   | 1935-36   |
|  |            |            |            |            |            | R         | R           | R         | R         | R         |
| <b>BURMA—continued</b>   |            |            |            |            |            |           |             |           |           |           |
| <b>RANGOON—continued</b>   |            |            |            |            |            |           |             |           |           |           |
| <b>Textiles—continued</b>  |            |            |            |            |            |           |             |           |           |           |
| <b>Cotton Manufactures—contd.</b>                                  |            |            |            |            |            |           |             |           |           |           |
| <b>Fleecgoods—continued</b>  |            |            |            |            |            |           |             |           |           |           |
| <b>Grey (unbleached)—contd.</b>                                    |            |            |            |            |            |           |             |           |           |           |
| <b>Bordered</b>  |            |            |            |            |            |           |             |           |           |           |
| <b>Grey—</b>   |            |            |            |            |            |           |             |           |           |           |
| <b>Dhotis, Saris, and Scarves . Yds.</b>                           | 496,575    | 2,867,001  | 900,727    | 1,072,162  | 557,071    | 75,182    | 3,04,867    | 1,22,255  | 1,23,059  | 64,719    |
| <b>Unspecified descriptions</b>                                    | 1,953      | ..         | ..         | 6,749      | ..         | 737       | ..          | ..        | 811       | ..        |
| <b>Total of Bordered Grey</b>                                      | 498,528    | 2,867,001  | 900,727    | 1,078,901  | 557,071    | 75,919    | 3,04,867    | 1,22,255  | 1,24,770  | 64,719    |
| <b>Total of Grey (unbleached) Plain and Bordered</b>               | 9,015,050  | 9,209,108  | 4,819,243  | 5,991,877  | 7,356,107  | 14,46,893 | 11,75,066   | 5,85,872  | 7,45,250  | 8,31,495  |
| <b>White (bleached)—</b>   |            |            |            |            |            |           |             |           |           |           |
| <b>Checks, Spots, and Stripes</b>                                  | 83,418     | 487,329    | 468,788    | 549,931    | 855,089    | 20,378    | 92,646      | 1,03,416  | 1,33,967  | 2,18,072  |
| <b>Dhotis, Saris, and Scarves</b>                                  | ..         | 17,324     | 35,832     | 194,565    | 45,720     | ..        | 6,646       | 9,906     | 33,011    | 11,923    |
| <b>Drills and Jeans</b>  | 641,131    | 725,787    | 420,407    | 380,509    | 166,698    | 1,19,712  | 1,20,608    | 94,299    | 70,649    | 75,996    |
| <b>Embroidered all-overs (a)</b>                                   | ..         | ..         | ..         | 113,413    | 249,981    | ..        | ..          | ..        | 66,777    | 1,40,089  |
| <b>Jaconets, Madapolams, Cambrics, and Mullins</b>                 | 2,090,312  | 4,388,161  | 6,197,815  | 7,240,875  | 7,693,889  | 7,54,585  | 17,47,356   | 19,82,728 | 21,61,460 | 23,41,731 |
| <b>Lawns</b>   | 6,925,613  | 12,386,487 | 4,772,398  | 5,704,441  | 6,506,948  | 21,50,850 | 35,97,730   | 13,73,487 | 16,16,493 | 17,06,384 |
| <b>Longcloth and shirtings</b>                                     | 23,028,284 | 23,901,966 | 14,382,143 | 3,428,753  | 7,645,384  | 33,64,479 | 34,06,262   | 22,39,416 | 7,85,436  | 13,59,495 |
| <b>Mulla</b>   | 2,775,001  | 4,521,641  | 3,360,231  | 1,700,471  | 2,504,850  | 5,39,421  | 7,25,578    | 5,04,507  | 3,37,321  | 4,42,655  |
| <b>Twills</b>  | 1,279,372  | 3,905,980  | 1,326,754  | 1,776,863  | 2,567,095  | 3,25,200  | 8,98,998    | 2,90,737  | 4,86,184  | 6,32,439  |
| <b>Unspecified descriptions</b>                                    | 69,150     | 205,585    | 70,703     | 119,783    | 173,407    | 24,034    | 27,175      | 19,353    | 25,605    | 32,360    |
| <b>Total of White (bleached)</b>                                   | 36,891,281 | 50,540,760 | 31,034,071 | 31,109,654 | 23,416,511 | 77,93,213 | 1,06,18,029 | 66,53,449 | 56,20,903 | 69,61,744 |
| <b>Coloured, printed, or dyed—</b>                                 |            |            |            |            |            |           |             |           |           |           |
| <b>Printed goods—</b>  |            |            |            |            |            |           |             |           |           |           |
| <b>Cambrics, including Madapolams, Mullins, Mulla and Jaconets</b> | 182,141    | 875,852    | 777,138    | 2,294,203  | 1,213,453  | 73,307    | 2,79,733    | 2,42,592  | 4,30,119  | 2,03,253  |
| <b>Checks, Spots and Stripes</b>                                   | 227,518    | 338,598    | 328,856    | 4,543,690  | 9,092,738  | 93,271    | 1,31,512    | 3,00,420  | 16,67,502 | 22,02,546 |
| <b>Drills and jeans</b>  | 3,621,389  | 3,961,048  | 963,742    | 623,573    | 1,037,001  | 5,11,259  | 4,65,433    | 1,09,473  | 77,317    | 1,26,494  |
| <b>Flannel and Flannelottes</b>                                    | 403,145    | 815,106    | 194,042    | 493,970    | 491,941    | 84,444    | 1,16,118    | 37,711    | 66,379    | 75,233    |
| <b>Lungis</b>  | 6,226,611  | 11,466,099 | 6,691,485  | 7,407,376  | 6,889,114  | 17,71,296 | 31,15,334   | 15,07,516 | 17,49,736 | 14,61,261 |
| <b>Prints and Chints</b>   | 2,772,111  | 3,338,143  | 2,202,748  | 1,707,143  | 1,592,245  | 4,30,443  | 11,29,133   | 8,79,406  | 3,61,717  | 2,63,232  |
| <b>Saris and Scarves</b>   | 71,346     | 143,332    | 32,595     | 41,784     | 33,923     | 20,869    | 36,531      | 24,391    | 12,105    | 8,375     |
| <b>Sateens</b>   | 47,589     | 50,314     | 162,767    | 223,212    | 143,151    | 22,250    | 25,920      | 77,560    | 1,04,450  | 69,430    |
| <b>Shirtings</b>   | 6,985,523  | 10,350,474 | 6,809,473  | 10,901,015 | 15,333,732 | 10,07,490 | 13,17,251   | 3,16,443  | 13,75,603 | 19,53,737 |
| <b>Woven Lungis and Sarongs</b>                                    | 1,407,972  | 1,716,194  | 746,542    | 1,019,924  | 525,330    | 4,96,043  | 5,03,323    | 2,17,693  | 3,15,709  | 1,24,274  |
| <b>Unspecified descriptions</b>                                    | 191,315    | 913,541    | 273,490    | 183,368    | 343,137    | 1,32,407  | 3,73,547    | 71,333    | 39,933    | 31,540    |
| <b>Total of Printed goods</b>                                      | 21,237,115 | 39,468,701 | 19,731,333 | 29,443,654 | 36,712,315 | 46,99,934 | 74,96,904   | 37,34,592 | 62,21,125 | 63,76,610 |

(a) Separately specified from 1934-35.



TRADE AT CHIEF PORT  
RANGOON

( 200 )

No. 12—continued  
IMPORTS—continued

| PRINCIPAL AND OTHER ARTICLES  | QUANTITY   |             |            |            |            | VALUE       |             |             |             |             |
|---|------------|-------------|------------|------------|------------|-------------|-------------|-------------|-------------|-------------|
|   | 1931-32    | 1932-33     | 1933-34    | 1934-35    | 1935-36    | 1931-32     | 1932-33     | 1933-34     | 1934-35     | 1935-36     |
| BURMA—continued<br>RANGOON—continued<br>Textiles—continued<br>Cotton manufactures—<br>concluded<br>Piecegoods—concluded<br>Coloured, printed, or dyed<br>—continued<br>Dyed goods—<br>Cambrics, includ-<br>ing Madapollams,<br>Muslins, Mulls,<br>and Jaconets . . . Yds. | 325,558    | 1,174,018   | 715,515    | 683,880    | 458,476    | 87,938      | 2,02,737    | 1,50,875    | 1,34,207    | 71,508      |
| Checks, Spots and<br>Stripes . . . "  | 505,658    | 1,747,327   | 1,603,817  | 2,093,945  | 2,142,851  | 1,58,745    | 4,93,127    | 4,27,524    | 5,70,190    | 5,82,839    |
| Drills and Jeans . . . "  | 2,978,202  | 2,794,926   | 2,346,868  | 1,924,648  | 1,817,430  | 5,67,540    | 4,21,506    | 3,89,480    | 2,56,127    | 1,91,535    |
| Flannel and Flan-<br>nellettes . . . "  | 741,428    | 1,349,375   | 94,000     | 615,353    | 917,393    | 1,32,154    | 1,55,145    | 12,030      | 98,486      | 1,25,581    |
| Italian cloth and<br>Sateen . . . "   | 284,309    | 521,195     | 765,792    | 467,590    | 623,816    | 1,19,877    | 2,32,865    | 2,24,204    | 1,68,157    | 2,29,704    |
| Prints and Chintz . . . "   | 71,941     | 24,376      | 18,180     | 85,772     | 521,077    | 27,783      | 16,151      | 13,748      | 12,122      | 48,430      |
| Shirtings . . . "   | 10,158,042 | 11,926,405  | 5,394,496  | 5,226,405  | 4,204,214  | 15,77,511   | 16,15,594   | 7,52,035    | 8,02,190    | 6,84,275    |
| Twills . . . "  | 1,646,944  | 2,860,689   | 2,029,389  | 1,930,701  | 1,503,384  | 4,63,641    | 6,93,688    | 5,28,066    | 6,55,993    | 5,65,973    |
| Lungis and Sarongs . . . "  | 34,514     | 18,112      | ..         | 160,928    | 216,460    | 14,605      | 5,645       | ..          | 32,343      | 33,395      |
| Unspecified des-<br>criptions . . . "   | 1,198,097  | 2,321,010   | 1,063,489  | 913,546    | 223,339    | 4,23,063    | 7,87,192    | 3,99,656    | 2,99,604    | 58,139      |
| Total of Dyed goods . . . "   | 17,839,753 | 23,837,333  | 14,036,541 | 13,802,713 | 12,129,055 | 35,72,857   | 47,16,660   | 28,47,918   | 30,24,425   | 25,71,326   |
| Woven coloured<br>goods—<br>Cambrics, including<br>Madapollams,<br>Muslins, etc. . . "  | 52,252     | 55,279      | 58,620     | 76,432     | 18,698     | 14,697      | 19,300      | 16,975      | 20,946      | 5,227       |
| Checks, Spots, and<br>Stripes . . . "   | 1,144,194  | 1,800,611   | 1,538,620  | 891,438    | 442,777    | 3,51,877    | 5,43,204    | 4,43,410    | 1,58,233    | 94,213      |
| Costings, and trouser-<br>ings including<br>Cashmeres, etc. . . "   | 522,885    | 660,897     | 54,155     | 87,460     | 444,691    | 1,45,348    | 1,43,784    | 9,883       | 24,110      | 1,18,530    |
| Drills and Jeans . . . "  | 998,108    | 941,646     | 207,050    | 204,000    | 309,610    | 1,42,775    | 1,26,724    | 25,745      | 25,933      | 89,148      |
| Flannel and Flan-<br>nellettes . . . "  | 206,093    | 375,940     | 640,373    | 12,900     | 434,125    | 66,980      | 1,19,783    | 1,54,851    | 2,956       | 1,00,820    |
| Lungis and Sarongs . . . "  | 6,377,950  | 7,720,012   | 5,639,091  | 5,783,871  | 6,656,636  | 10,95,341   | 16,61,206   | 8,60,633    | 10,62,084   | 12,51,393   |
| Shirtings . . . "   | 3,746,032  | 5,151,255   | 1,610,728  | 1,546,163  | 3,932,882  | 10,04,062   | 18,90,305   | 3,32,596    | 3,22,758    | 3,23,688    |
| Twills . . . "  | 211,800    | 72,000      | 229,200    | 580        | 117,600    | 28,774      | 9,305       | 28,365      | 261         | 12,367      |
| Velvets and velvet-<br>cens . . . "   | 5,010      | 452         | 2,400      | 1,348,974  | 1,592,851  | 2,505       | 366         | 2,087       | 5,34,523    | 5,65,768    |
| Unspecified des-<br>criptions . . . "   | 46,043     | 480,467     | 297,719    | 232,747    | 391,205    | 11,505      | 80,281      | 49,975      | 45,747      | 54,292      |
| Total of Woven col-<br>oured goods . . . "  | 13,811,265 | 17,258,549  | 10,247,956 | 9,934,585  | 14,341,070 | 35,23,864   | 39,99,708   | 19,24,510   | 21,97,536   | 30,65,443   |
| Total of printed,<br>dyed and woven<br>coloured goods . . . "   | 52,838,133 | 80,564,523  | 44,016,380 | 53,230,932 | 63,132,440 | 1,17,96,708 | 1,62,14,282 | 85,57,020   | 1,14,43,036 | 1,22,15,379 |
| Goods of cotton<br>mixed with<br>other mate-<br>rials (a) . . . "   | —          | —           | —          | 48,450     | 40         | —           | —           | —           | 8,038       | 52          |
| Fents of all<br>descrip-<br>tions . . . "   | 27,396     | 21,977      | 286,478    | —          | —          | 4,154       | 7,426       | 48,952      | —           | —           |
| Total of Piece-<br>goods . . . "  | 98,822,760 | 140,336,426 | 80,158,172 | 80,375,913 | 98,955,098 | 3,10,45,965 | 2,30,14,788 | 1,58,50,398 | 1,73,17,271 | 2,00,09,675 |
| Thread, sewing, etc., Lbs.  | 271,370    | 314,148     | 315,633    | 390,547    | 324,336    | 10,27,344   | 11,25,995   | 10,42,358   | 11,98,548   | 9,68,306    |
| Thread others (a) . . . "   | —          | —           | —          | 126,391    | 120,299    | —           | —           | —           | 3,45,444    | 3,16,813    |
| Other sorts of<br>manufactures—<br>Value . . . "  | —          | —           | —          | —          | —          | 3,55,539    | 7,33,275    | 5,08,221    | 1,90,189    | 1,55,568    |
| Total of<br>Cotton goods<br>(excluding<br>Raw, Waste,<br>and Twist and<br>Yarn) . . . "   | —          | —           | —          | —          | —          | 2,45,20,098 | 3,21,44,395 | 1,69,77,907 | 2,14,20,562 | 2,41,64,373 |
| Total of<br>Cotton raw<br>and cotton<br>goods includ-<br>ing Twist and<br>Yarn . . . "  | —          | —           | —          | —          | —          | 2,59,44,137 | 3,36,74,268 | 3,00,67,760 | 2,31,89,811 | 2,56,19,613 |
| Fents of all<br>materials (a) . . . Yds.  | —          | —           | —          | 313,688    | 9,639      | —           | —           | —           | 62,031      | 2,128       |
| Flax—<br>Twist and Yarn Lbs.  | 1,240      | ..          | 218        | ..         | ..         | 686         | ..          | 61          | ..          | ..          |
| Manufactures—<br>Canvas . . . Yds.  | 58,438     | 42,621      | 62,108     | 57,480     | 81,377     | 45,768      | 32,008      | 45,108      | 46,866      | 73,962      |
| Other sorts . . . Value   | —          | —           | —          | —          | —          | 54,108      | 59,765      | 49,717      | 56,152      | 66,937      |
| Total of Flax . . . "   | —          | —           | —          | —          | —          | 1,00,557    | 91,768      | 94,821      | 1,03,118    | 1,40,899    |
| Haberdashery and<br>Millinery—<br>Lace and embroidery<br>Ribbons (a) . . . Yds.   | —          | —           | —          | —          | —          | 2,15,059    | 2,49,726    | 2,07,478    | 2,18,667    | 2,69,643    |
| Towels not in the piece<br>Others . . . Value   | 2,924,303  | 5,480,614   | 3,788,020  | 3,492,723  | 2,343,960  | 5,98,889    | 9,32,143    | 7,70,852    | 6,93,727    | 38,446      |
| Total of Haberdashery, etc. . . "   | —          | —           | —          | —          | —          | 2,88,329    | 3,08,897    | 2,00,645    | 2,63,747    | 4,52,426    |
| Jute—<br>Raw . . . Tons   | 1,485      | 733         | 2,062      | 448        | 1,188      | 10          | 250         | 1           | 113         | 278         |
| Twist and yarn<br>Manufactures—<br>Gunny bags . . . No.   | 243,711    | 85,814      | 86,713     | 385,277    | 1,214,398  | 33,379      | 12,048      | 11,300      | 68,335      | 2,23,313    |
| Other kinds . . . Value   | —          | —           | —          | —          | —          | 33,265      | 23,884      | 5,412       | 6,190       | 10,787      |
| Total of Jute<br>manufactures<br>(including Twist<br>and Yarn) . . . "  | —          | —           | —          | —          | —          | 73,087      | 36,180      | 17,436      | 74,638      | 2,34,878    |

(a) Recorded from 1934-35.

No. 12—continued  
IMPORTS—continued

| PRINCIPAL AND OTHER ARTICLES                                  | QUANTITY              |                       |                       |  |  | VALUE     |           |           |           |           |
|---|-----------------------|-----------------------|-----------------------|--|--|-----------|-----------|-----------|-----------|-----------|
|   | 1931-32               | 1932-33               | 1933-34               | 1934-35                                      | 1935-36                                  | 1931-32   | 1932-33   | 1933-34   | 1934-35   | 1935-36   |
| <b>BURMA—continued</b>  |                       |                       |                       |  |  |           |           |           |           |           |
| <b>RANGOON—continued</b>                                      |                       |                       |                       |  |  |           |           |           |           |           |
| <b>Textiles—continued</b>                                     |                       |                       |                       |  |  |           |           |           |           |           |
| <b>Silk—</b>  |                       |                       |                       |  |  |           |           |           |           |           |
| Raw and cocoons . Lbs.  | 672                   | ..                    | ..                    | 2  | ..                                       | 2,189     | ..        | ..        | 6         | ..        |
| Hand reeled (a) . "   | —                     | —                     | —                     | —  | 13,171                                   | —         | —         | —         | —         | 35,888    |
| Other sorts (a) . "   | —                     | —                     | —                     | —  | 2,875                                    | —         | —         | —         | —         | 7,410     |
| <b>Silk yarn—</b>   |                       |                       |                       |  |  |           |           |           |           |           |
| Made from silk other than waste or noils (b) . "              | —                     | —                     | —                     | 1  | ..                                       | —         | —         | —         | 14        | ..        |
| Made from silk waste or noils (b) . "                         | —                     | —                     | —                     | 24,150                                       | ..                                       | —         | —         | —         | 63,735    | ..        |
| <b>Manufactures—</b>  |                       |                       |                       |  |  |           |           |           |           |           |
| <b>Hosiery—</b>   |                       |                       |                       |  |  |           |           |           |           |           |
| Socks, stockings, etc. (b) . Lbs. & doz. pair                 | —                     | —                     | —                     | 505-475                                      | 846-982                                  | —         | —         | —         | 7,991     | 13,214    |
| Goods of silk mixed with other materials* . Yds. & lbs.       | 859,544               | 1,734,548             | 866,787               | 646,944<br>-118,197<br>2,820,193<br>-110,447 | 364,773<br>-71,747                       | 3,70,118  | 5,61,448  | 5,45,389  | 4,68,402  | 2,15,932  |
| Silk piecegoods (c) . "                                       | 1,389,907             | 2,582,422             | 2,147,855             | —  | —  | 7,71,252  | 11,64,824 | 7,77,289  | 7,19,539  | —         |
| <b>Silk piecegoods—</b>                                       |                       |                       |                       |  |  |           |           |           |           |           |
| Fuji, Bosaki and corded (a) . Yds. & lbs.                     | —                     | —                     | —                     | —  | 102,380<br>-13,460<br>588,178<br>-24,495 | —         | —         | —         | —         | 55,157    |
| Crapes and Georgettes (a) . "                                 | —                     | —                     | —                     | —  | —  | —         | —         | —         | —         | 1,86,256  |
| Others (a) . "  | —                     | —                     | —                     | —  | 1,217,308<br>-40,267                     | —         | —         | —         | —         | 2,49,698  |
| Other sorts . Lbs.  | 8,382                 | 2,574                 | 2,992                 | 1,304  | 147                                      | 27,595    | 30,416    | 23,907    | 10,101    | 1,858     |
| Total of silk . Value   | —                     | —                     | —                     | —  | —  | 11,71,154 | 17,56,688 | 18,51,585 | 12,69,788 | 7,65,609  |
| <b>Wool—</b>  |                       |                       |                       |  |  |           |           |           |           |           |
| Raw . Lbs.  | 50                    | 100                   | 100                   | ..   | ..                                       | 64        | 118       | 128       | ..        | ..        |
| <b>Yarn and knitting wool—</b>                                |                       |                       |                       |  |  |           |           |           |           |           |
| Worsted yarn for weaving . "                                  | 616                   | 12                    | ..                    | 1,200  | ..                                       | 1,200     | 50        | ..        | 1,457     | ..        |
| Knitting wool . "   | 44,794                | 86,281                | 54,877                | 78,587                                       | 78,529                                   | 1,12,226  | 1,95,030  | 1,09,907  | 1,71,298  | 1,43,271  |
| <b>Manufactures—</b>  |                       |                       |                       |  |  |           |           |           |           |           |
| Blankets and Rugs other than floor Rugs . "                   | 262,139               | 431,561               | 443,563               | 357,671                                      | 715,241                                  | 2,05,875  | 3,67,088  | 3,73,182  | 3,29,476  | 6,11,112  |
| Carpets and floor Rugs . "                                    | 1,712                 | 3,494                 | 6,349                 | 30,498                                       | 48,690                                   | 2,794     | 6,508     | 10,063    | 82,467    | 1,15,346  |
| Hosiery (c) . "   | 19,927                | 31,054                | 32,342                | 21,617                                       | —  | 92,237    | 1,23,654  | 1,12,113  | 76,674    | —         |
| <b>Hosiery—</b>   |                       |                       |                       |  |  |           |           |           |           |           |
| Woolen knitted apparel (a) . "                                | —                     | —                     | —                     | —  | 134,444                                  | —         | —         | —         | —         | 3,37,866  |
| Other sorts (a) . "   | —                     | —                     | —                     | —  | 27,221                                   | —         | —         | —         | —         | 95,009    |
| Woolen and worsted Piece-goods (d) . Yds. & lbs.              | 190,665               | 1,213,138             | 624,392               | 764,720<br>-378,216                          | 606,639<br>-343,850                      | 3,32,259  | 14,79,416 | 7,70,406  | 10,46,581 | 9,77,728  |
| Goods of wool mixed with other material (b) . "               | —                     | —                     | —                     | 179,025<br>-136,359                          | 343,365<br>-230,805                      | —         | —         | —         | 2,77,365  | 4,52,135  |
| Shawls . Nos.   | 8,668                 | 126,718               | 193,213               | 173,078                                      | 188,413                                  | 14,645    | 1,74,798  | 1,36,938  | 1,57,018  | 1,63,126  |
| Other sorts . Lbs.  | 70,442                | 47,826                | 59,720                | 70,050                                       | 45,874                                   | 24,891    | 82,161    | 27,432    | 23,245    | 24,227    |
| Total of wool . Value   | —                     | —                     | —                     | —  | —  | 7,86,181  | 23,78,818 | 15,40,164 | 21,66,576 | 29,19,910 |
| <b>Artificial Silk—</b>                                       |                       |                       |                       |  |  |           |           |           |           |           |
| Artificial silk yarn . Lbs.                                   | 114,083               | 291,812               | 199,747               | 171,540                                      | 84,064                                   | 1,51,589  | 2,70,943  | 1,27,664  | 1,15,412  | 39,592    |
| Piece-goods made entirely of artificial silk . Yds.           | 4,119,819             | 5,861,304             | 987,149               | 1,554,849                                    | 2,967,384                                | 11,63,653 | 12,46,489 | 2,82,474  | 5,04,393  | 9,13,743  |
| Piece-goods made of cotton and artificial silk (a) . "        | 741,531               | 1,005,832             | 1,041,337             | —  | —  | 2,55,936  | 4,53,088  | 4,50,823  | —         | —         |
| <b>Goods of artificial silk mixed with other materials—</b>   |                       |                       |                       |  |  |           |           |           |           |           |
| Containing 50 per cent. or more cotton (b) . "                | —                     | —                     | —                     | 287,276                                      | 46,015                                   | —         | —         | —         | 1,20,620  | 25,935    |
| Containing no cotton or less than 50 per cent. cotton (b) . " | —                     | —                     | —                     | 116,650                                      | 224,809                                  | —         | —         | —         | 2,13,365  | 3,91,874  |
| Other sorts . Value   | —                     | —                     | —                     | —  | —  | 37,199    | 39,166    | 24,817    | 29,364    | 42,566    |
| Total of Artificial Silk . Value                              | —                     | —                     | —                     | —  | —  | 16,08,386 | 20,09,636 | 8,25,777  | 9,28,154  | 14,13,715 |
| <b>Other Textiles—</b>  |                       |                       |                       |  |  |           |           |           |           |           |
| Raw . Cwts.   | 66                    | 133                   | 173                   | 85   | 59                                       | 772       | 2,642     | 2,179     | 327       | 702       |
| Manufactured . Value  | —                     | —                     | —                     | —  | —  | 5,79,945  | 4,01,330  | 5,64,450  | 1,50,088  | 1,43,948  |
| Total of other Textiles . "                                   | —                     | —                     | —                     | —  | —  | 5,80,717  | 4,04,472  | 5,66,629  | 1,50,395  | 1,44,650  |
| Fabrics containing gold and silver thread (b) . "             | —                     | —                     | —                     | ..   | ..                                       | —         | —         | —         | 662       | 614       |
| <b>Tobacco—</b>   |                       |                       |                       |  |  |           |           |           |           |           |
| Unmanufactured . Lbs.   | ..                    | ..                    | ..                    | 326  | 1,088                                    | ..        | ..        | ..        | 90        | 550       |
| <b>Manufactured—</b>  |                       |                       |                       |  |  |           |           |           |           |           |
| Cigarettes (f) Nos. & Lbs.                                    | 81,401,330<br>-77,657 | 16,529,497<br>-40,258 | 23,592,995<br>-59,210 | 50,433,097<br>-128,519                       | 83,417,415<br>-2,07,415                  | 3,57,973  | 1,95,186  | 1,97,591  | 3,26,944  | 4,56,431  |
| Tobacco for pipes and cigarettes . lbs.                       | 17,970                | 11,030                | 11,861                | 11,647                                       | 11,474                                   | 32,800    | 47,604    | 48,861    | 46,067    | 45,234    |
| Other sorts . "   | 1,070                 | 347                   | 265                   | 263  | 260                                      | 2,569     | 3,203     | 1,705     | 2,076     | 1,173     |
| Total of Tobacco . Value                                      | 86,397                | 60,635                | 71,336                | 140,344                                      | 220,237                                  | 4,43,347  | 2,45,993  | 2,43,157  | 3,76,177  | 5,03,438  |

(a) Separately recorded from 1935-36. (b) Separately recorded from 1934-35.  
(c) Sub-divided to new heads from 1935-36. (d) Figures prior to 1934-35 relate piecegoods only and quantity in lbs. shown from 1934-35.  
(e) Sub-divided from 1934-35.  
(f) Inclusive of imports by postal packets referred to Collectors of Customs for assessment. \* Quantity in lbs. shown from 1934-35.

| PRINCIPAL AND OTHER ARTICLES   | QUANTITY |         |         |         |         | VALUE     |           |           |           |           |
|--|----------|---------|---------|---------|---------|-----------|-----------|-----------|-----------|-----------|
|  | 1931-32  | 1932-33 | 1933-34 | 1934-35 | 1935-36 | 1931-32   | 1932-33   | 1933-34   | 1934-35   | 1935-36   |
| BURMA—continued  |          |         |         |         |         |           |           |           |           |           |
| RANGOON—continued  |          |         |         |         |         |           |           |           |           |           |
| Toilet requisites (not specified elsewhere) . . . . . Value  | —        | —       | —       | —       | —       | 6,54,692  | 8,48,598  | 8,54,328  | 7,80,868  | 7,48,370  |
| Toys and requisites for games and sports, (including fishing tackle)—<br>Toys . . . . . "  | —        | —       | —       | —       | —       | 1,15,959  | 1,46,592  | 1,82,748  | 1,70,248  | 1,66,160  |
| Requisites for games and sports, excluding firearms, etc.—<br>Playing cards . . . . . "  | —        | —       | —       | —       | —       | 62,914    | 1,10,084  | 47,927    | 1,70,122  | 1,78,894  |
| Other sorts . . . . . "  | —        | —       | —       | —       | —       | 78,724    | 83,778    | 90,568    | 1,25,781  | 1,61,830  |
| Total of Toys, etc. . . . . "  | —        | —       | —       | —       | —       | 2,57,597  | 3,40,449  | 3,21,238  | 4,75,096  | 5,01,898  |
| Umbrellas and umbrella fittings—<br>Umbrellas, complete (including parasols and sunshades) . . . . . No.   | 35,258   | 17,653  | 97,687  | 84,468  | 59,370  | 78,712    | 80,445    | 90,941    | 12,335    | 43,828    |
| Umbrella fittings . . . . . Value  | —        | —       | —       | —       | —       | 2,41,259  | 4,38,728  | 2,51,440  | 3,77,318  | 3,38,670  |
| Total of Umbrellas, etc. . . . . "   | —        | —       | —       | —       | —       | 3,19,971  | 4,69,173  | 2,82,381  | 3,89,653  | 3,82,498  |
| Vehicles (excluding locomotives, etc., for Railways)—<br>Carriages and carts not mechanically propelled and parts thereof (excluding railway carriages, trucks, etc.)—<br>Carriages and carts not mechanically propelled (excluding railway carriages, trucks, etc.) . . . . . No. | 2,336    | 1,031   | 945     | 501     | 857     | 2,62,008  | 1,07,702  | 54,957    | 6,543     | 20,951    |
| Parts of carriages and carts (excluding rubber tyres) . . . . . Value  | —        | —       | —       | —       | —       | 54,949    | 42,718    | 73,945    | 1,07,806  | 86,178    |
| Perambulators and children's go-carts . . . . . No.  | 757      | 610     | 764     | 1,086   | 1,627   | 14,558    | 11,823    | 11,788    | 13,522    | 12,978    |
| Parts of perambulators, and children's go-carts . . . . . Value  | —        | —       | —       | —       | —       | 216       | 18        | ..        | 17        | ..        |
| Cycles (other than motor cycles) and parts thereof and accessories—<br>Cycles imported entire or in sections . . . . . No.   | 2,602    | 4,115   | 2,788   | 6,771   | 8,187   | 1,41,648  | 1,98,298  | 1,08,982  | 2,17,248  | 2,05,307  |
| Parts of cycles and accessories (excluding rubber tyres) . . . . . Value   | —        | —       | —       | —       | —       | 1,49,819  | 3,20,285  | 1,83,814  | 2,45,127  | 2,54,937  |
| Mechanically propelled vehicles (excluding railway locomotives and tractors)—<br>Air craft . . . . . No.   | 2        | ..      | 1       | 1       | 1       | 21,838    | ..        | 6,887     | 22,992    | 75,819    |
| Parts of Aircraft . . . . . Value  | —        | —       | —       | —       | —       | 1,848     | 2,807     | 3,298     | 9,598     | 95,007    |
| Carriages and parts for Railways . . . . . "   | —        | —       | —       | —       | —       | ..        | ..        | ..        | 5,280     | 2,814     |
| Wagons and parts for railways . . . . . "  | —        | —       | —       | —       | —       | ..        | ..        | ..        | ..        | ..        |
| Motor cars (including Taxi cabs) . . . . . No.   | 409      | 394     | 520     | 586     | 807     | 8,48,604  | 7,77,880  | 10,19,782 | 11,23,885 | 15,22,707 |
| Motor cycles (including Scooters) . . . . . "  | 36       | 38      | 27      | 25      | 4       | 12,987    | 18,578    | 11,680    | 11,019    | 1,065     |
| Motor omnibuses (motor vans and motor lorries)—<br>Imported with bodies . . . . . "  | 1        | 1       | 1       | 10      | 1       | 8,200     | 1,560     | 1,880     | 17,404    | 1,367     |
| Chassis . . . . . "  | 88       | 28      | 7       | 40      | 182     | 1,85,649  | 74,598    | 11,980    | 85,484    | 3,72,542  |
| Parts of mechanically propelled vehicles and accessories other than of aircraft (excluding rubber tyres) . . . . . Value   | —        | —       | —       | —       | —       | 4,88,118  | 4,20,276  | 3,64,577  | 4,59,121  | 3,62,580  |
| Ships, parts of (including launches and boats) . . . . . "   | —        | —       | —       | —       | —       | 3,48,508  | 7,78,199  | 69,021    | 2,32,802  | 3,61,135  |
| Total of Vehicles, etc. . . . . "  | —        | —       | —       | —       | —       | 28,08,435 | 27,55,487 | 19,48,855 | 26,02,187 | 34,84,470 |

No. 12—continued  
IMPORTS—continued

| PRINCIPAL AND OTHER ARTICLES                                    | QUANTITY |         |         |         |         | VALUE        |              |             |             |              |
|---|----------|---------|---------|---------|---------|--------------|--------------|-------------|-------------|--------------|
|   | 1931-32  | 1932-33 | 1933-34 | 1934-35 | 1935-36 | 1931-32      | 1932-33      | 1933-34     | 1934-35     | 1935-36      |
| BURMA—continued   |          |         |         |         |         | R            | R            | R           | R           | R            |
| RANGOON—continued   |          |         |         |         |         |              |              |             |             |              |
| Wood and Timber—  |          |         |         |         |         |              |              |             |             |              |
| Sandal wood . Tons  | 59       | 83      | 65      | 61      | 81      | 20,180       | 28,507       | 24,994      | 31,877      | 30,735       |
| Other kinds of wood and timber . Value                          | —        | —       | —       | —       | —       | 1,86,058     | 85,235       | 1,01,037    | 80,853      | 42,898       |
| Manufactures of wood, other than furniture and cabinet ware . " | —        | —       | —       | —       | —       | 1,51,455     | 1,78,074     | 1,72,857    | 1,86,594    | 2,22,520     |
| Total of Wood and Timber . "                                    | —        | —       | —       | —       | —       | 3,27,693     | 2,91,866     | 2,98,888    | 2,99,324    | 2,96,159     |
| Articles imported by post . "                                   | —        | —       | —       | —       | —       | 12,98,394    | 12,52,277    | 10,60,297   | 11,22,293   | 12,00,470    |
| All other articles of merchandise—                              |          |         |         |         |         |              |              |             |             |              |
| Unmanufactured . "  | —        | —       | —       | —       | —       | 46,366       | 40,595       | 19,878      | 18,809      | 6,098        |
| Manufactured . "  | —        | —       | —       | —       | —       | 2,61,246     | 2,40,647     | 2,32,141    | 2,62,090    | 2,69,159     |
| GRAND TOTAL . "   | —        | —       | —       | —       | —       | 10,40,08,647 | 10,60,78,621 | 8,46,88,897 | 9,70,44,476 | 10,72,83,549 |

## GOVERNMENT STORES

| PRINCIPAL AND OTHER ARTICLES  | QUANTITY |         |         |         |         | VALUE     |          |          |          |          |
|---|----------|---------|---------|---------|---------|-----------|----------|----------|----------|----------|
|   | 1931-32  | 1932-33 | 1933-34 | 1934-35 | 1935-36 | 1931-32   | 1932-33  | 1933-34  | 1934-35  | 1935-36  |
| BURMA—continued   |          |         |         |         |         | R         | R        | R        | R        | R        |
| RANGOON—continued   |          |         |         |         |         |           |          |          |          |          |
| Apparel (including drapery, etc.) . Value                                   | —        | —       | —       | —       | —       | 47,743    | 43,234   | 35,302   | 29,955   | 5,000    |
| Arms, Ammunition, and Military Stores—                                      |          |         |         |         |         |           |          |          |          |          |
| Firearms, and parts thereof . "   | —        | —       | —       | —       | —       | 34,005    | 38,938   | 20,508   | 1,821    | 1,751    |
| Other sorts . "   | —        | —       | —       | —       | —       | 9,391     | 3,927    | 15,840   | 8,381    | 294      |
| Total of arms, etc. . "   | —        | —       | —       | —       | —       | 43,396    | 42,765   | 36,348   | 10,202   | 2,045    |
| Building and Engineering materials, other than of iron, steel or wood —     |          |         |         |         |         |           |          |          |          |          |
| Cement . Tons   | 3,927    | 2,856   | —       | 1,790   | ..      | 1,91,826  | 1,30,671 | ..       | 78,225   | ..       |
| Other sorts . Value   | —        | —       | —       | —       | —       | 4,098     | 1,853    | 1,115    | 182      | 1,05,280 |
| Total of Buildings, etc. . "  | —        | —       | —       | —       | —       | 1,95,919  | 1,32,524 | 1,115    | 78,357   | 1,05,280 |
| Chemicals . "   | —        | —       | —       | —       | —       | 28,646    | 27,657   | 25,868   | 35,211   | 84,175   |
| Drugs, Medicines and Narcotics—   |          |         |         |         |         |           |          |          |          |          |
| Drugs . "   | —        | —       | —       | —       | —       | 2,016     | 5,465    | 2,157    | 426      | ..       |
| Medicines and Narcotics . "   | —        | —       | —       | —       | —       | 16,774    | 17,980   | 8,514    | 10,036   | 12,894   |
| Total of Drugs, Medicines, and Narcotics . "                                | —        | —       | —       | —       | —       | 18,790    | 23,395   | 10,671   | 10,452   | 12,894   |
| Glass and glass-ware . "  | —        | —       | —       | —       | —       | 10,666    | 12,808   | 12,561   | 9,597    | ..       |
| Hardware and cutlery, including agricultural implements and plated ware . " | —        | —       | —       | —       | —       | 87,397    | 17,648   | 68,489   | 88,488   | 23,044   |
| Instruments apparatus, and appliances, and parts thereof . "                | —        | —       | —       | —       | —       | 1,26,100  | 65,853   | 46,348   | 77,515   | 53,559   |
| Leather Machinery and mill-work—  |          |         |         |         |         |           |          |          |          |          |
| Locomotive Engines and tenders and parts for Railway . "                    | —        | —       | —       | —       | —       | 8,14,545  | 2,63,327 | 58,401   | 76,660   | 49,281   |
| Steam engines and parts (other than locomotives) . "                        | —        | —       | —       | —       | —       | 74,593    | 11       | ..       | 4,356    | 5,659    |
| Other sorts of machinery . "  | —        | —       | —       | —       | —       | 1,78,861  | 2,64,771 | 1,09,116 | 40,199   | 1,25,690 |
| Total of machinery, etc. . "  | —        | —       | —       | —       | —       | 10,08,002 | 5,28,109 | 2,25,517 | 1,21,215 | 1,80,830 |

TRADE AT CHIEF PORT  
RANGOON

( 204 )

No. 12—continued  
IMPORTS—concluded

GOVERNMENT STORES—continued

| PRINCIPAL AND OTHER ARTICLES   | QUANTITY |         |         |         |         | VALUE     |           |           |           |           |
|--|----------|---------|---------|---------|---------|-----------|-----------|-----------|-----------|-----------|
|  | 1931-32  | 1932-33 | 1933-34 | 1934-35 | 1935-36 | 1931-32   | 1932-33   | 1933-34   | 1934-35   | 1935-36   |
| BURMA—continued  |          |         |         |         |         |           |           |           |           |           |
| RANGOON—continued  |          |         |         |         |         |           |           |           |           |           |
| Metals and ores—   |          |         |         |         |         | R         | R         | R         | R         | R         |
| Copper—  |          |         |         |         |         |           |           |           |           |           |
| Unwrought . . . Cwts.  | ..       | 180     | ..      | ..      | ..      | ..        | 7,200     | ..        | ..        | ..        |
| Wrought . . . "  | 843      | 49      | 475     | 896     | 702     | 33,156    | 2,986     | 18,739    | 34,708    | 34,622    |
| Iron—  |          |         |         |         |         |           |           |           |           |           |
| Pig . . . Tons   | ..       | ..      | ..      | ..      | 2       | ..        | ..        | ..        | ..        | 184       |
| Manufactures—  |          |         |         |         |         |           |           |           |           |           |
| Angle and tee, bolt and rod . . . "  | 97       | 31      | 39      | 80      | 44      | 11,079    | 2,287     | 4,492     | 9,409     | 8,240     |
| Bars and channels . . . "  | 28       | 189     | ..      | ..      | 6       | 4,889     | 21,167    | 97        | ..        | 3,432     |
| Steel—   |          |         |         |         |         |           |           |           |           |           |
| Bars and channels . . . "  | 932      | 43      | 433     | 1,029   | 588     | 1,23,323  | 7,622     | 70,882    | 1,34,727  | 98,261    |
| Iron or steel—   |          |         |         |         |         |           |           |           |           |           |
| Anchors and cables . . . "   | 1        | ..      | ..      | 6       | ..      | 602       | ..        | ..        | 2,671     | ..        |
| Nails, screws, rivets and washers . . . "                                    | 66       | 19      | 44      | 85      | 94      | 17,024    | 4,561     | 12,158    | 22,099    | 19,098    |
| Rails and fishplates of steel or iron . . . "                                | ..       | 139     | 648     | 524     | ..      | ..        | 34,404    | 1,38,071  | 1,10,261  | 74        |
| Sheets and plates (including galvanized and tinned plates) . . . "           | 634      | 94      | 138     | 507     | 143     | 1,07,721  | 12,653    | 18,728    | 65,361    | 22,909    |
| Other manufactures of iron or steel . . . "                                  | 1,343    | 105     | 486     | 87      | 258     | 2,61,924  | 26,436    | 1,05,493  | 21,287    | 78,062    |
| Tin—   |          |         |         |         |         |           |           |           |           |           |
| Unwrought (blocks, ingots, etc.) . . . Cwts.                                 | 170      | 90      | 170     | 80      | 160     | 27,970    | 13,523    | 25,525    | 11,984    | 25,628    |
| Metals and ores, unenumerated . . . "  | 733      | 644     | 490     | 401     | 493     | 12,934    | 10,223    | 9,201     | 9,726     | 16,106    |
| Total of metals and ores . . . Tons  | 3,239    | 658     | 1,845   | 2,387   | 1,203   | 6,04,097  | 1,42,962  | 4,08,416  | 4,22,288  | 3,01,816  |
| Paper and Paste-board—   |          |         |         |         |         |           |           |           |           |           |
| Paper . . . Cwts.  | 297      | 332     | 174     | 275     | 335     | 16,841    | 15,786    | 8,404     | 10,273    | 13,726    |
| Paste-board, Mill-board and Card-board of all kinds . . . "                  | 737      | 1,004   | 203     | 423     | 1       | 3,695     | 5,575     | 1,496     | 2,482     | 152       |
| Total of paper and paste-board . . . "                                       | 1,034    | 1,336   | 382     | 708     | 336     | 20,536    | 21,361    | 9,900     | 12,755    | 13,878    |
| Stationery (excluding paper) . . . Value                                     | —        | —       | —       | —       | —       | 51,221    | 16,688    | 21,138    | 36,774    | 14,568    |
| Telegraph, materials for construction of . . . "                             | —        | —       | —       | —       | —       | ..        | ..        | ..        | ..        | 23,827    |
| Textiles—  |          |         |         |         |         |           |           |           |           |           |
| Cotton . . . "   | —        | —       | —       | —       | —       | 7,973     | 10,679    | 18,925    | 16,716    | 17,909    |
| Flax—  |          |         |         |         |         |           |           |           |           |           |
| Manufacture . . . "  | —        | —       | —       | —       | —       | 3,238     | 10,425    | 7,727     | 9,145     | 13,641    |
| Wool—  |          |         |         |         |         |           |           |           |           |           |
| Manufactures—  |          |         |         |         |         |           |           |           |           |           |
| Piece goods . . . Yds.   | 7,575    | 212     | 9,554   | 3,257   | 222     | 21,945    | 1,715     | 26,280    | 10,342    | 1,749     |
| Other sorts . . . Value  | —        | —       | —       | —       | —       | 762       | 3,915     | 2,034     | 4,227     | 23,138    |
| Total of Textiles . . . "  | —        | —       | —       | —       | —       | 38,968    | 29,784    | 54,900    | 40,480    | 55,437    |
| Vehicles, excluding Locomotives, etc., for Railways—                         |          |         |         |         |         |           |           |           |           |           |
| Carriages and carts, (excluding Railway carriages) and parts thereof . . . " | —        | —       | —       | —       | —       | 4,042     | 9,829     | 368       | 517       | ..        |
| Carriages and parts for Railways . . . "                                     | —        | —       | —       | —       | —       | 2,16,745  | 36,687    | 1,18,866  | 20,331    | 77,001    |
| Wagons and parts for Railways . . . "  | —        | —       | —       | —       | —       | 45,086    | ..        | 3,752     | 15,799    | 4,319     |
| Ships, parts of (including launches and boats) . . . "                       | —        | —       | —       | —       | —       | ..        | ..        | 638       | ..        | ..        |
| Other sorts . . . "  | —        | —       | —       | —       | —       | 6,320     | ..        | ..        | 1,460     | 46,510    |
| Total of Vehicles, etc. . . "  | —        | —       | —       | —       | —       | 2,72,193  | 46,416    | 1,18,624  | 38,107    | 1,27,890  |
| All other articles—  |          |         |         |         |         |           |           |           |           |           |
| Unmanufactured . . . "   | —        | —       | —       | —       | —       | 157       | 5,527     | 6,836     | 2,875     | 3,326     |
| Manufactured . . . "   | —        | —       | —       | —       | —       | 1,29,785  | 87,809    | 70,307    | 58,790    | 81,162    |
| GRAND TOTAL . . . "  | —        | —       | —       | —       | —       | 26,52,950 | 12,29,540 | 11,45,978 | 10,38,757 | 10,49,223 |

No. 12—continued  
EXPORTS

## INDIAN MERCHANDISE

| PRINCIPAL AND OTHER ARTICLES   | QUANTITY  |           |           |           |           | VALUE     |           |           |           |           |
|--|-----------|-----------|-----------|-----------|-----------|-----------|-----------|-----------|-----------|-----------|
|  | 1931-32   | 1932-33   | 1933-34   | 1934-35   | 1935-36   | 1931-32   | 1932-33   | 1933-34   | 1934-35   | 1935-36   |
| <b>BURMA—continued</b>   |           |           |           |           |           | B         | B         | B         | B         | B         |
| <b>BANGOON—continued</b>   |           |           |           |           |           |           |           |           |           |           |
| Candles of all kinds . Lbs.  | 1,481,565 | 1,678,786 | 1,879,751 | 1,744,184 | 1,857,061 | 4,02,628  | 4,72,144  | 5,20,085  | 4,90,434  | 5,21,986  |
| Cordage and Rope of vegetable fibre (excluding jute and cotton) . Cwts.  | 19,178    | 14,829    | 14,661    | 18,284    | 17,927    | 2,49,464  | 2,54,618  | 2,21,994  | 2,48,500  | 2,38,388  |
| <b>Dyeing and Tanning substances—</b>                                    |           |           |           |           |           |           |           |           |           |           |
| Cutch and gambier "  | 31,925    | 25,469    | 20,178    | 20,252    | 34,335    | 8,72,340  | 2,66,172  | 3,26,624  | 4,14,268  | 4,60,286  |
| Turmeric . "   | 52        | 886       | 4,853     | 1,999     | 1,057     | 558       | 6,186     | 33,418    | 13,540    | 6,281     |
| Other sorts (including Laodye) "   | 54        | ..        | ..        | 314       | 1,419     | 378       | ..        | ..        | 241       | 2,080     |
| Total of Dyeing and Tanning substances "                                 | 32,031    | 26,345    | 31,026    | 31,565    | 36,711    | 8,73,276  | 2,72,858  | 3,60,042  | 4,28,049  | 4,74,647  |
| <b>Fish (excluding canned fish)—</b>                                     |           |           |           |           |           |           |           |           |           |           |
| Fish, dry, unsalted . "  | 508       | 1,800     | 535       | 1,677     | 247       | 16,254    | 29,374    | 8,606     | 14,148    | 2,297     |
| Fish dry, salted . "   | ..        | ..        | ..        | ..        | 1         | 30        | ..        | ..        | ..        | 55        |
| Fishmaws and sharkfins . "   | 1,074     | 1,051     | 1,370     | 1,430     | 897       | 90,020    | 72,343    | 31,617    | 58,507    | 61,898    |
| Fish wet salted (Ngapi) . "  | ..        | ..        | ..        | ..        | 1         | 10        | ..        | ..        | ..        | 13        |
| Total of Fish (excluding canned fish) "                                  | 1,577     | 2,651     | 1,905     | 3,107     | 1,146     | 1,06,314  | 1,01,717  | 30,223    | 67,655    | 64,263    |
| <b>Fodder, bran, and pollards (excluding oil-cake)—</b>                  |           |           |           |           |           |           |           |           |           |           |
| Rice bran . . . Tons   | 220,064   | 172,495   | 190,420   | 219,376   | 212,449   | 54,02,798 | 49,16,409 | 26,31,892 | 54,38,185 | 56,87,075 |
| Other sorts of bran and pollards . "                                     | 106       | 113       | 182       | 1,274     | 891       | 7,381     | 5,724     | 9,979     | 27,124    | 29,642    |
| Other sorts of fodder "  | 532       | 2         | 652       | 1         | 2         | 14,026    | 178       | 12,492    | 100       | 280       |
| Total of Fodder, bran, and pollards (excluding oil-cake) "               | 220,702   | 172,610   | 191,254   | 220,651   | 213,342   | 54,24,205 | 48,22,311 | 26,54,363 | 54,65,409 | 57,16,997 |
| <b>Fruits and Vegetables—</b>  |           |           |           |           |           |           |           |           |           |           |
| <b>Fresh fruits and vegetables—</b>                                      |           |           |           |           |           |           |           |           |           |           |
| Fresh fruits . Value   | —         | —         | —         | —         | —         | 399       | 549       | 3,221     | 2,273     | 3,741     |
| Fresh vegetables of all kinds . "  | —         | —         | —         | —         | —         | 23,033    | 12,165    | 20,833    | 754       | 7,327     |
| Total of Fresh Fruits and Vegetables . "                                 | —         | —         | —         | —         | —         | 23,432    | 12,714    | 23,104    | 3,027     | 10,968    |
| <b>Fruits and vegetables, dried, salted or preserved, all sorts</b> Tons | 238       | 90        | 379       | 23        | 3         | 39,211    | 11,433    | 44,932    | 3,357     | 433       |
| Total of Fruits and Vegetables Value                                     | —         | —         | —         | —         | —         | 57,643    | 24,197    | 78,036    | 6,384     | 11,401    |

TRADE AT CHIEF PORT  
RANGOON

( 206 )

No. 12—continued  
EXPORTS—continued

INDIAN MERCHANDISE—continued

| PRINCIPAL AND OTHER ARTICLES                         | QUANTITY  |           |           |           |           | VALUE        |             |             |             |             |
|--|-----------|-----------|-----------|-----------|-----------|--------------|-------------|-------------|-------------|-------------|
|  | 1931-32   | 1932-33   | 1933-34   | 1934-35   | 1935-36   | 1931-32      | 1932-33     | 1933-34     | 1934-35     | 1935-36     |
|  |           |           |           |           |           | R            | R           | R           | R           | R           |
| <b>BURMA—continued</b>                               |           |           |           |           |           |              |             |             |             |             |
| <b>RANGOON—continued</b>                             |           |           |           |           |           |              |             |             |             |             |
| <b>Grain, Pulse, and Flour—</b>                      |           |           |           |           |           |              |             |             |             |             |
| Maise . . . . Tons                                   | 5         | ..        | 87        | 2,537     | 2,402     | 400          | 4           | 2,360       | 99,769      | 89,897      |
| <b>Pulse—</b>  |           |           |           |           |           |              |             |             |             |             |
| Beans . . . . "                                      | 33,692    | 30,404    | 25,005    | 22,041    | 30,966    | 18,13,351    | 15,93,549   | 11,14,296   | 13,19,990   | 19,08,126   |
| Gram . . . . "                                       | 1,855     | 1,842     | 1,454     | 1,500     | 1,603     | 1,80,423     | 1,25,346    | 1,09,092    | 1,05,382    | 1,04,089    |
| Other sorts . . "                                    | 3,486     | 2,978     | 2,451     | 5,519     | 7,785     | 3,47,695     | 2,69,148    | 2,24,975    | 3,94,524    | 5,98,939    |
| Total of Pulse . . "                                 | 39,063    | 35,224    | 29,910    | 29,060    | 40,354    | 22,91,469    | 19,88,043   | 14,48,363   | 18,19,896   | 26,60,104   |
| Rice in the husk (paddy) . . "                       | 44,490    | 37,167    | 1,299     | 1,145     | 496       | 17,13,549    | 16,54,309   | 43,006      | 51,514      | 25,247      |
| <b>Rice not in the husk—</b>                         |           |           |           |           |           |              |             |             |             |             |
| Bolled rice . . . "                                  | 393,269   | 382,684   | 417,806   | 431,536   | 470,292   | 2,96,97,531  | 2,80,37,001 | 2,43,09,044 | 2,67,30,363 | 3,56,73,795 |
| Cleaned rice . . . "                                 | 1,191,557 | 872,606   | 785,425   | 703,510   | 578,005   | 3,29,52,214  | 6,17,71,711 | 4,07,32,800 | 4,03,37,705 | 4,13,02,329 |
| Broken cleaned rice . . "                            | 78,719    | 72,637    | 75,303    | 44,376    | 11,236    | 40,64,241    | 40,71,637   | 23,31,332   | 17,88,417   | 6,54,768    |
| Other sorts . . . "                                  | 60,057    | 20,593    | 21,232    | 7,855     | 4,592     | 37,41,898    | 11,04,335   | 6,88,689    | 2,63,058    | 2,38,144    |
| Total of Rice not in the husk . . "                  | 1,723,692 | 1,348,520 | 1,249,766 | 1,187,777 | 1,064,125 | 12,04,55,794 | 9,49,84,734 | 6,86,12,365 | 6,91,74,543 | 7,78,69,536 |
| Wheat flour . . . "                                  | 325       | 95        | 89        | ..        | 34        | 36,565       | 11,055      | 9,797       | 55          | 5,715       |
| Other sorts . . . "                                  | 121       | 715       | 51        | 159       | 283       | 6,398        | 89,499      | 3,935       | 11,188      | 21,093      |
| Total of Grain, pulse, and flour . . "               | 1,807,698 | 1,421,721 | 1,281,202 | 1,220,678 | 1,107,694 | 12,45,11,089 | 9,89,77,644 | 7,01,19,876 | 7,11,59,915 | 8,06,77,592 |
| Hardware and cutlery including plated ware . . Value | —         | —         | —         | —         | —         | 5,823        | 9,431       | 14,501      | 5,451       | 31,161      |
| <b>Hides and Skins, raw—</b>                         |           |           |           |           |           |              |             |             |             |             |
| <b>Hides, raw—</b>                                   |           |           |           |           |           |              |             |             |             |             |
| Buffalo hides . . . { Tons                           | 825       | 540       | 387       | 352       | 1,116     | 2,24,683     | 1,16,768    | 1,72,052    | 1,53,798    | 2,04,421    |
| =No.   | =35,460   | =28,088   | =40,781   | =37,793   | =43,258   |              |             |             |             |             |
| Cow hides . . . { Tons                               | 2,963     | 2,692     | 3,396     | 3,473     | 4,107     | 10,58,500    | 8,74,735    | 11,70,723   | 10,04,505   | 11,51,364   |
| =No.   | =524,711  | =512,796  | =615,422  | =542,736  | = 559,923 |              |             |             |             |             |
| Cow calf skins . . { Tons                            | 4         | ..        | ..        | ..        | ..        | 2,192        | ..          | ..          | ..          | ..          |
| =No.   | =1,100    | ..        | ..        | ..        | ..        |              |             |             |             |             |
| Total of Hides, raw { Tons                           | 3,792     | 3,232     | 4,783     | 4,325     | 5,223     | 12,85,235    | 9,91,503    | 13,42,785   | 11,63,313   | 13,55,785   |
| =No.   | =571,271  | =535,744  | =656,203  | =589,529  | =693,186  |              |             |             |             |             |
| Skins, raw . . . { Tons                              | ..        | ..        | 10        | 11        | 4         | ..           | ..          | 3,059       | 5,050       | 2,915       |
| =No.   | ..        | ..        | =4,145    | =10,799   | =4,692    |              |             |             |             |             |
| Cuttings of hides and skins (raw) . . . Tons         | 44        | 42        | 36        | 34        | 30        | 6,380        | 7,475       | 4,498       | 7,029       | 1,777       |
| Total of Hides and skins (raw) . . "                 | 3,836     | 3,274     | 4,829     | 4,370     | 5,257     | 12,91,616    | 9,98,978    | 13,50,342   | 11,75,392   | 13,60,177   |

No. 12—continued  
EXPORTS—continued

## INDIAN MERCHANDISE—continued

| PRINCIPAL AND OTHER ARTICLES                         | QUANTITY    |             |           |           |           | VALUE     |           |           |           |           |
|--|-------------|-------------|-----------|-----------|-----------|-----------|-----------|-----------|-----------|-----------|
|  | 1931-32     | 1932-33     | 1933-34   | 1934-35   | 1935-36   | 1931-32   | 1932-33   | 1933-34   | 1934-35   | 1935-36   |
| <b>BURMA—continued</b>                               |             |             |           |           |           | R         | R         | R         | R         | R         |
| <b>RANGOON—continued</b>                             |             |             |           |           |           |           |           |           |           |           |
| Jadestones . . . Cwts.                               | 2,502       | 2,654       | 1,799     | 1,530     | 980       | 3,52,284  | 3,77,178  | 1,79,723  | 89,825    | 65,725    |
| <b>Lao—</b>  |             |             |           |           |           |           |           |           |           |           |
| Seed . . . "   | --          | --          | 268       | 51        | --        | --        | --        | 6,435     | 1,196     | --        |
| Stick . . . "  | 6,689       | 2,492       | 2,852     | 695       | 1,069     | 1,15,258  | 35,442    | 46,275    | 10,857    | 6,994     |
| Other kinds (excluding lao-dye) . . . "              | 47          | --          | --        | 294       | --        | 411       | --        | --        | 17,085    | --        |
| Total of Lao . . . "                                 | 6,786       | 2,492       | 3,120     | 1,040     | 1,069     | 1,15,669  | 35,442    | 62,710    | 28,038    | 6,994     |
| <b>Leather—</b>                                      |             |             |           |           |           |           |           |           |           |           |
| Hides, tanned or dressed—                            |             |             |           |           |           |           |           |           |           |           |
| Cow hides { Tons =No. }                              | 205 =31,355 | 143 =21,160 | 48 =7,020 | 44 =5,310 | 36 =4,526 | 2,55,140  | 1,54,327  | 40,550    | 30,757    | 29,430    |
| Sheep skins { Tons =No. }                            | --          | 1 =2,500    | --        | 500       | --        | --        | 812       | --        | 250       | --        |
| Unwrought . . . Cwts.                                | 95          | --          | --        | 178       | 2         | 1,140     | --        | --        | 2,950     | 660       |
| Manufactures (excluding boots and shoes) . . . Value | --          | --          | --        | --        | --        | 330       | --        | --        | 257       | 4         |
| Total of Leather . . . "                             | --          | --          | --        | --        | --        | 2,56,610  | 1,55,139  | 40,550    | 40,214    | 30,094    |
| <b>Manures (excluding oil-cakes)—</b>                |             |             |           |           |           |           |           |           |           |           |
| Bones—   |             |             |           |           |           |           |           |           |           |           |
| For manurial purposes . . . Tons                     | 140         | 230         | 8         | 9         | 42        | 3,016     | 14,475    | 557       | 268       | 3,554     |
| Bonemeal . . . "                                     | 385         | 1,008       | 1,152     | 960       | 1,145     | 20,574    | 55,569    | 68,445    | 52,232    | 70,048    |
| Total of Bones . . . "                               | 525         | 1,238       | 1,160     | 969       | 1,187     | 23,590    | 70,044    | 64,002    | 52,500    | 73,602    |
| Other kinds . . . "                                  | 92          | 25          | 200       | 103       | 132       | 6,217     | 1,020     | 11,375    | 7,998     | 12,300    |
| Total of Manures . . . "                             | 617         | 1,264       | 1,360     | 1,071     | 1,319     | 34,807    | 71,064    | 75,377    | 60,498    | 86,202    |
| <b>Metals and Ores—</b>                              |             |             |           |           |           |           |           |           |           |           |
| <b>Copper—</b>                                       |             |             |           |           |           |           |           |           |           |           |
| Wrought (Sheets and other manufactures) . . . Cwts.  | --          | --          | --        | --        | 1         | 50        | --        | --        | --        | 200       |
| Others . . . "                                       | 241,982     | 224,102     | 252,179   | 200,693   | 171,165   | 26,73,948 | 24,75,383 | 27,32,096 | 19,68,300 | 20,02,739 |
| Total of Copper . . . "                              | 241,982     | 224,102     | 252,179   | 200,693   | 171,166   | 26,73,948 | 24,75,383 | 27,32,096 | 19,68,300 | 20,02,939 |
| <b>Iron or steel—</b>                                |             |             |           |           |           |           |           |           |           |           |
| <b>Manufactures—</b>                                 |             |             |           |           |           |           |           |           |           |           |
| Old, for remanufacture . . . Tons                    | 1,786       | 919         | 4,125     | 1,611     | 1,188     | 18,602    | 11,077    | 76,753    | 40,275    | 27,169    |
| Other manufactures of iron or steel . . . "          | 1           | --          | --        | --        | --        | 140       | 55        | --        | 97        | 200       |
| Total of Iron or Steel . . . "                       | 1,787       | 919         | 4,125     | 1,611     | 1,188     | 18,742    | 11,132    | 76,753    | 40,372    | 27,369    |



INDIAN MERCHANDISE—continued

| PRINCIPAL AND OTHER ARTICLES               | QUANTITY  |           |           |           |           | VALUE       |             |             |             |             |          |
|--|-----------|-----------|-----------|-----------|-----------|-------------|-------------|-------------|-------------|-------------|----------|
|  | 1931-32   | 1932-33   | 1933-34   | 1934-35   | 1935-36   | 1931-32     | 1932-33     | 1933-34     | 1934-35     | 1935-36     |          |
| BURMA—continued                            |           |           |           |           |           |             |             |             |             |             |          |
| RANGOON—continued                          |           |           |           |           |           |             |             |             |             |             |          |
| Metals and Ores—contd.                     |           |           |           |           |           |             |             |             |             |             |          |
| Lead—                                      |           |           |           |           |           |             |             |             |             |             |          |
| Pig . . . Cwts.                            | 1,294,630 | 1,217,492 | 1,302,257 | 1,229,195 | 1,308,043 | 1,73,28,447 | 1,47,68,733 | 1,51,74,309 | 1,35,94,997 | 1,78,26,519 |          |
| Other sorts . . "                          | 9,101     | 15,102    | 26,836    | 14,087    | 43,215    | 1,09,785    | 1,39,078    | 2,52,185    | 1,53,794    | 4,14,378    |          |
| Total of Lead . . "                        | 1,303,731 | 1,232,594 | 1,329,093 | 1,243,282 | 1,351,258 | 1,74,38,232 | 1,48,97,811 | 1,54,26,494 | 1,37,48,791 | 1,82,40,894 |          |
| Tin—                                       |           |           |           |           |           |             |             |             |             |             |          |
| Ore . . . Tons                             | 5         | 3         | 10        | 11        | 9         | 5,545       | 11,532      | 21,010      | 19,375      | 16,621      |          |
| Unwrought (Block), etc. Cwts.              | ..        | ..        | 150(a)    | 307       | ..        | ..          | ..          | 187         | 820         | ..          |          |
| Wolfram ore . . Tons                       | 3,073     | 2,764     | 3,200     | 4,180     | 5,398     | 54,33,736   | 48,81,262   | 57,04,210   | 83,61,070   | 1,05,40,049 |          |
| Zinc or spelter, all sorts . . Cwts.       | 1,126,300 | 964,000   | 1,406,194 | 1,499,493 | 1,701,656 | 29,15,250   | 24,10,000   | 33,35,523   | 26,17,684   | 35,37,846   |          |
| Metals, unenumerated . . "                 | 60,239    | 72,006    | 68,603    | 85,955    | 99,351    | 7,10,048    | 8,66,304    | 9,06,273    | 12,50,543   | 13,89,113   |          |
| Ores, unenumerated . . Tons                | ..        | ..        | ..        | ..        | 11        | ..          | ..          | ..          | ..          | 1,700       |          |
| Total of Metals . . "                      | 133,400   | 125,553   | 156,942   | 153,097   | 167,361   | 2,36,56,220 | 2,06,61,130 | 2,25,27,276 | 1,96,26,519 | 2,51,93,161 |          |
| Total of Ores . . "                        | 3,073     | 2,772     | 3,300     | 4,141     | 5,418     | 54,39,231   | 48,92,794   | 57,25,220   | 83,80,445   | 1,05,58,370 |          |
| Total of Metals and Ores . . "             | 141,473   | 128,325   | 160,242   | 157,238   | 172,779   | 2,90,95,501 | 2,55,53,924 | 2,82,52,496 | 2,80,06,964 | 3,57,56,531 |          |
| Oils—                                      |           |           |           |           |           |             |             |             |             |             |          |
| Animal . . Cwts. and gals.                 | ..        | ..        | ..        | ..        | .. =4     | ..          | ..          | ..          | ..          | 27          |          |
| Essential . . Lbs. and gals.               | ..        | 450-50    | ..        | ..        | ..        | ..          | 562         | ..          | ..          | ..          |          |
| Mineral . . . Gals.                        | 88,155    | 72,724    | 66,974    | 46,421    | 40,564    | 89,606      | 86,335      | 81,933      | 61,519      | 51,632      |          |
| Vegetable, non-essential—                  |           |           |           |           |           |             |             |             |             |             |          |
| Cotton Seed . . .                          | Cwts.     | 1,999     | 10        | 26,629    | 9,878     | 6,943       | 27,983      | 266         | 3,78,308    | 1,27,335    | 1,22,660 |
|  | Gals.     | 24,877    | 130       | 268,713   | 122,932   | 86,398      |             |             |             |             |          |
| Groundnut . . .                            | Cwts.     | 10        | 1         | 3,133     | 533       | 19          | 256         | 16          | 50,617      | 7,417       | 840      |
|  | Gals.     | 123       | 3         | 39,605    | 6,623     | 240         |             |             |             |             |          |
| Other sorts . . .                          | Cwts.     | 84        | ..        | 36        | 18        | 5           | 682         | 6           | 500         | 260         | 91       |
|  | Gals.     | 1,034     | 4         | 400       | 221       | 37          |             |             |             |             |          |
| Total of Vegetable, non-essential . . .    | Cwts.     | 3,093     | 11        | 32,858    | 10,429    | 6,967       | 28,921      | 283         | 4,24,425    | 1,35,562    | 1,23,091 |
|  | Gals.     | 26,039    | 142       | 408,713   | 129,781   | 86,675      |             |             |             |             |          |
| Total of Oils . . Gals.                    | 114,194   | 72,916    | 475,692   | 176,202   | 127,243   | 1,18,527    | 97,185      | 5,06,858    | 1,97,031    | 1,74,750    |          |
| Oil-cakes—                                 |           |           |           |           |           |             |             |             |             |             |          |
| Cotton cake . . Tons                       | 2,833     | 5,571     | 6,325     | 5,554     | 6,213     | 1,57,766    | 2,79,633    | 3,47,397    | 2,32,167    | 2,02,147    |          |
| Groundnut cake . . "                       | 39,478    | 39,103    | 43,505    | 55,200    | 54,561    | 19,52,769   | 21,99,617   | 19,50,179   | 27,33,664   | 28,21,512   |          |
| Rape or Sesamum cake . . "                 | 1         | 2,764     | 261       | 121       | ..        | 102         | 1,44,615    | 12,215      | 4,535       | ..          |          |
| Others . . . "                             | 259       | 232       | 233       | 4         | 46        | 14,566      | 14,717      | 9,827       | 275         | 2,414       |          |
| Total of Oil-cakes . . "                   | 42,606    | 47,675    | 50,324    | 60,879    | 60,820    | 21,25,193   | 26,33,632   | 23,19,618   | 30,30,939   | 31,16,073   |          |
| Paraffin wax . . . "                       | 35,721    | 33,332    | 48,585    | 39,017    | 50,493    | 1,49,30,346 | 1,42,12,243 | 2,04,09,626 | 1,63,41,154 | 2,12,65,527 |          |
| Precious Stones and Pearls unset . . Value | ..        | ..        | ..        | ..        | ..        | ..          | ..          | ..          | 1,034       | 58,316      |          |

(a) Tin Scraps.

No. 12—continued  
EXPORTS—continued

## INDIAN MERCHANDISE—continued

| PRINCIPAL AND OTHER ARTICLES  | QUANTITY         |                   |                    |                   |                    | VALUE     |           |             |           |             |
|---|------------------|-------------------|--------------------|-------------------|--------------------|-----------|-----------|-------------|-----------|-------------|
|   | 1981-82          | 1982-83           | 1983-84            | 1984-85           | 1985-86            | 1981-82   | 1982-83   | 1983-84     | 1984-85   | 1985-86     |
| BURMA—continued   |                  |                   |                    |                   |                    | R         | R         | R           | R         | R           |
| RANGOON—continued   |                  |                   |                    |                   |                    |           |           |             |           |             |
| Rubber—   |                  |                   |                    |                   |                    |           |           |             |           |             |
| Raw . . . Lbs.  | 2,075,625        | 1,526,983         | 2,539,732          | 2,276,506         | 3,898,857          | 4,89,777  | 1,78,071  | 4,02,793    | 8,95,454  | 8,63,395    |
| Manufactures . Value  | —                | —                 | —                  | —                 | —                  | 67        | 562       | 954         | ..        | ..          |
| Total of Rubber . "   | —                | —                 | —                  | —                 | —                  | 4,89,844  | 1,78,633  | 4,03,747    | 8,95,454  | 8,63,395    |
| Seeds—  |                  |                   |                    |                   |                    |           |           |             |           |             |
| Oil-seeds—  |                  |                   |                    |                   |                    |           |           |             |           |             |
| Essential—  |                  |                   |                    |                   |                    |           |           |             |           |             |
| Coriander . Tons  | 133              | 597               | 404                | 166               | 341                | 26,552    | 63,090    | 39,965      | 20,079    | 37,478      |
| Other sorts . "   | ..               | ..                | 1                  | ..                | ..                 | ..        | ..        | 450         | 2         | ..          |
| Non-essential—  |                  |                   |                    |                   |                    |           |           |             |           |             |
| Sesamum . "   | 60               | 308               | 646                | 70                | 26                 | 10,365    | 44,441    | 59,233      | 9,647     | 4,408       |
| Other sorts . "   | 60               | 8                 | 73                 | 132               | 160                | 6,073     | 743       | 8,272       | 11,338    | 10,710      |
| Other than oil-seeds . "  | 1                | ..                | ..                 | ..                | 28                 | 60        | 5         | 45          | 79        | 958         |
| Total of Seeds . "  | 254              | 913               | 1,124              | 416               | 555                | 42,950    | 1,08,279  | 1,08,008    | 41,145    | 53,549      |
| Shells and Cowries—   |                  |                   |                    |                   |                    |           |           |             |           |             |
| Cowries . . . Cwts.   | 152              | ..                | ..                 | ..                | ..                 | 8,068     | ..        | ..          | ..        | ..          |
| Shells—   |                  |                   |                    |                   |                    |           |           |             |           |             |
| Shells (chanks, sankhli, etc.) . "                                  | 700              | 1,106             | 339                | 31                | ..                 | 41,500    | 52,895    | 15,611      | 445       | 25          |
| Tortoise shell . lbs.   | ..               | 2,352             | ..                 | ..                | ..                 | ..        | 210       | ..          | ..        | ..          |
| Total of Shells and Cowries . Cwts.                                 | 852              | 1,127             | 339                | 31                | ..                 | 50,268    | 53,105    | 15,611      | 445       | 25          |
| Spices—   |                  |                   |                    |                   |                    |           |           |             |           |             |
| Chillies . . . "  | 3,410            | 10,988            | 15,818             | 12,432            | 5,068              | 49,650    | 1,27,461  | 3,15,470    | 2,14,471  | 59,080      |
| Other sorts . "   | 5                | 18                | 7                  | 193               | 109                | 403       | 544       | 809         | 1,600     | 2,023       |
| Total of Spices . "   | 3,415            | 11,006            | 15,825             | 12,625            | 5,177              | 50,053    | 1,27,945  | 3,16,279    | 2,16,071  | 61,103      |
| Tea—  |                  |                   |                    |                   |                    |           |           |             |           |             |
| Black . . . lbs.  | 12,393           | 8,140             | 8,305              | 24,409            | 38,912             | 7,517     | 7,844     | 8,290       | 24,409    | 38,912      |
| Textiles—   |                  |                   |                    |                   |                    |           |           |             |           |             |
| Cotton—   |                  |                   |                    |                   |                    |           |           |             |           |             |
| Raw . . . { Tons<br>— Bales   | 5,197<br>=29,094 | 13,853<br>=75,901 | 20,860<br>=117,520 | 14,339<br>=80,759 | 18,889<br>=103,634 | 26,42,363 | 67,96,330 | 1,04,37,996 | 78,06,333 | 1,02,36,237 |
| Waste . . . Cwts.   | ..               | 202               | 1                  | 1                 | 4                  | 14        | 2,338     | 12          | 16        | 62          |
| Twist and yarn . "  | ..               | ..                | 27,000             | ..                | ..                 | ..        | ..        | 6,328       | ..        | ..          |
| Manufactures . Value  | —                | —                 | —                  | —                 | —                  | 4,027     | 2,197     | 18,975      | 1,774     | 4,788       |
| Total of Cotton raw and manufactures (including twist and yarn) . " | —                | —                 | —                  | —                 | —                  | 26,46,404 | 68,01,665 | 1,04,68,311 | 78,08,173 | 1,02,41,077 |

TRADE AT CHIEF PORT  
RANGOON

( 210 )

No. 12—continued  
EXPORTS—continued

INDIAN MERCHANDISE—concluded

| PRINCIPAL AND OTHER ARTICLES  | QUANTITY  |           |           |           |         | VALUE        |              |              |              |             |
|---|-----------|-----------|-----------|-----------|---------|--------------|--------------|--------------|--------------|-------------|
|   | 1931-32   | 1932-33   | 1933-34   | 1934-35   | 1935-36 | 1931-32      | 1932-33      | 1933-34      | 1934-35      | 1935-36     |
| BURMA—continued   |           |           |           |           |         | R            | R            | R            | R            | R           |
| RANGOON—continued   |           |           |           |           |         |              |              |              |              |             |
| Textiles—continued  |           |           |           |           |         |              |              |              |              |             |
| Wool—   |           |           |           |           |         |              |              |              |              |             |
| Raw . . . Lbs.  | 50,400    | 04,115    | ..        | 80,854    | 93,196  | 10,000       | 12,719       | ..           | 10,692       | 27,416      |
| Manufactures . Value  | —         | —         | —         | —         | —       | 18,305       | 5,780        | 11,838       | 6,277        | 5,522       |
| Total of Wool ..  | —         | —         | —         | —         | —       | 29,205       | 18,449       | 11,838       | 25,969       | 32,938      |
| Other textiles—   |           |           |           |           |         |              |              |              |              |             |
| Raw . . . Cwts.   | 11        | 10        | ..        | 12        | ..      | 115          | 110          | ..           | 768          | 10          |
| Manufactured . Value  | —         | —         | —         | —         | —       | 4,854        | 3,211        | 7,925        | 1,651        | 14,190      |
| Total of other Textiles . "   | —         | —         | —         | —         | —       | 4,969        | 3,321        | 7,925        | 2,419        | 14,200      |
| Total of Textiles . "   | —         | —         | —         | —         | —       | 29,80,578    | 68,23,135    | 1,04,83,069  | 78,36,561    | 1,02,88,215 |
| Tobacco—  |           |           |           |           |         |              |              |              |              |             |
| Unmanufactured . Lbs.   | 3,618,584 | 1,072,307 | 1,166,787 | 1,732,536 | 944,349 | 5,42,152     | 2,33,977     | 1,90,965     | 2,09,760     | 1,52,768    |
| Manufactured—   |           |           |           |           |         |              |              |              |              |             |
| Cigars . . "  | 33,311    | 36,827    | 35,492    | 36,527    | 51,049  | 40,057       | 37,916       | 45,797       | 46,909       | 63,265      |
| Other sorts . "   | 4,386     | ..        | 90        | ..        | ..      | 1,285        | ..           | 20           | ..           | ..          |
| Total of Tobacco ..   | 3,656,281 | 1,109,134 | 1,222,369 | 1,769,063 | 995,398 | 5,83,494     | 2,71,892     | 2,36,782     | 2,55,669     | 2,16,033    |
| Vehicles, excluding locomotive, etc., for Railways—                     |           |           |           |           |         |              |              |              |              |             |
| Ships, parts of (including launches and boats) Value                    | —         | —         | —         | —         | —       | ..           | 30,000       | ..           | 135          | 1,660       |
| Wax of all kinds, other than paraffin wax (excluding candles) . . Cwts. | 3,260     | 10,350    | 133       | 117       | 169     | 68,326       | 2,17,516     | 4,659        | 5,914        | 7,891       |
| Wood and timber—  |           |           |           |           |         |              |              |              |              |             |
| Teakwood . . Cubic Tons   | 20,228    | 15,916    | 24,656    | 39,690    | 55,337  | 53,29,601    | 37,49,613    | 56,83,646    | 84,03,894    | 1,06,50,441 |
| Teak keys . . Tons  | 2,647     | 3,033     | 3,585     | 4,136     | 4,893   | 4,44,420     | 4,23,498     | 5,15,811     | 6,13,090     | 7,23,499    |
| Hard wood (other than Teak) (a) . "                                     | —         | —         | 445       | 692       | 1,064   | —            | —            | 45,733       | 68,166       | 1,13,859    |
| Other kinds of Wood and timber . Value                                  | —         | —         | —         | —         | —       | 94,703       | 1,16,385     | 1,347        | 3,462        | 2,928       |
| Manufactures of wood, other than furniture and cabinetware . "          | —         | —         | —         | —         | —       | 2,224        | 578          | 892          | 951          | 1,476       |
| Total of Wood and Timber . . "  | —         | —         | —         | —         | —       | 58,71,008    | 42,95,069    | 62,47,419    | 90,94,563    | 1,14,92,103 |
| Postal Articles . "   | —         | —         | —         | —         | —       | 61,20,534    | 48,66,124    | 38,77,842    | 20,69,260    | 7,44,642    |
| All other articles of merchandise—                                      |           |           |           |           |         |              |              |              |              |             |
| Unmanufactured . "  | —         | —         | —         | —         | —       | 1,01,041     | 72,630       | 81,994       | 66,829       | 42,966      |
| Manufactured . "  | —         | —         | —         | —         | —       | 37,002       | 72,724       | 54,379       | 67,095       | 1,10,754    |
| GRAND TOTAL (EXCLUSIVE OF GOVERNMENT STORES) . "                        | —         | —         | —         | —         | —       | 19,56,53,785 | 16,56,90,051 | 14,85,42,936 | 14,73,99,002 | 17,35,77,91 |

GOVERNMENT STORES

| PRINCIPAL AND OTHER ARTICLES   | QUANTITY |         |         |         |         | VALUE   |          |         |         |          |
|--|----------|---------|---------|---------|---------|---------|----------|---------|---------|----------|
|  | 1931-32  | 1932-33 | 1933-34 | 1934-35 | 1935-36 | 1931-32 | 1932-33  | 1933-34 | 1934-35 | 1935-36  |
| Apparel (including drapery, uniforms, accoutrements but excluding hosiery) Value | —        | —       | —       | —       | —       | 24,328  | 5,628    | 23,357  | 24,449  | 18,071   |
| All other articles—  |          |         |         |         |         |         |          |         |         |          |
| Unmanufactured . . "   | —        | —       | —       | —       | —       | 416     | 1,06,062 | 1,570   | 760     | 1,67,171 |
| Manufactured . . "   | —        | —       | —       | —       | —       | 23,775  | 24,684   | 35,188  | 10,208  | 9,380    |
| GRAND TOTAL . . "  | —        | —       | —       | —       | —       | 48,519  | 1,36,374 | 60,115  | 35,412  | 1,95,280 |

(a) Separately recorded from 1933-34.

No. 12—continued  
EXPORTS—continued

## FOREIGN MERCHANDISE

| PRINCIPAL AND OTHER ARTICLES  | QUANTITY |         |         |         |         | VALUE    |          |          |          |          |
|---|----------|---------|---------|---------|---------|----------|----------|----------|----------|----------|
|   | 1931-32  | 1932-33 | 1933-34 | 1934-35 | 1935-36 | 1931-32  | 1932-33  | 1933-34  | 1934-35  | 1935-36  |
| <b>BURMA—continued</b>  |          |         |         |         |         |          |          |          |          |          |
| <b>RANGOON—continued</b>  |          |         |         |         |         |          |          |          |          |          |
| Apparel (including drapery, uniforms, accoutrements, but excluding hosiery, boots and shoes) Value              | —        | —       | —       | —       | —       | 85,847   | 89,726   | 23,046   | 35,720   | 53,027   |
| Hardware, excluding cutlery and electroplated ware  | —        | —       | —       | —       | —       | 1,83,967 | 2,34,228 | 1,57,136 | 1,26,727 | 1,91,297 |
| Instruments, apparatus, and appliances, and parts thereof—  |          |         |         |         |         |          |          |          |          |          |
| Electrical  | —        | —       | —       | —       | —       | 76,286   | 15,211   | 10,951   | 12,018   | 15,914   |
| Musical—  |          |         |         |         |         |          |          |          |          |          |
| Talking Machines and accessories  | —        | —       | —       | —       | —       | 4,395    | 9,754    | 21,839   | 4,541    | 1,271    |
| Other sorts   | —        | —       | —       | —       | —       | 3,592    | 994      | 2,865    | 425      | 102      |
| Photographic  | —        | —       | —       | —       | —       | 71,467   | 77,939   | 50,979   | 32,082   | 608      |
| Other kinds   | —        | —       | —       | —       | —       | 24,976   | 31,817   | 18,659   | 17,195   | 44,218   |
| Total of Instruments, apparatus and appliances  | —        | —       | —       | —       | —       | 1,85,716 | 1,85,215 | 1,00,293 | 66,241   | 62,114   |
| Jewellery (excluding imitation jewellery and precious stones and pearls, unset), also plate of gold and silver— |          |         |         |         |         |          |          |          |          |          |
| Jewellery   | —        | —       | —       | —       | —       | 4,580    | ..       | 865      | 75       | 2,053    |
| Plate of gold and silver  | —        | —       | —       | —       | —       | 29,575   | 33,412   | 7,448    | 15,815   | 17,550   |
| Total of Jewellery (excluding imitation jewellery, etc.)  | —        | —       | —       | —       | —       | 34,455   | 33,412   | 8,308    | 15,890   | 19,603   |
| Machinery and Millwork  | —        | —       | —       | —       | —       | 51,386   | 36,676   | 44,074   | 1,27,090 | 1,23,212 |
| Metals and Ores—  |          |         |         |         |         |          |          |          |          |          |
| Iron or steel—  |          |         |         |         |         |          |          |          |          |          |
| Old for remanufacture Tons  | 2,816    | 7,651   | 10,048  | 10,364  | 6,972   | 28,158   | 1,23,891 | 1,84,195 | 2,00,867 | 1,39,964 |
| Other manufactures "  | 7        | 12      | 2       | 14      | 21      | 2,769    | 5,354    | 1,104    | 2,285    | 8,775    |
| Total of Iron or Steel  | 2,823    | 7,663   | 10,050  | 10,378  | 6,993   | 30,927   | 1,29,245 | 1,85,299 | 2,03,152 | 1,48,739 |
| Tin—  |          |         |         |         |         |          |          |          |          |          |
| Unwrought (blocks, ingots, bars and slabs) Cwts.  | ..       | 209     | ..      | ..      | ..      | ..       | 24,163   | ..       | ..       | ..       |
| Metals unenumerated   | 467      | 626     | 1,309   | 3,701   | 4,222   | 55,714   | 59,919   | 43,877   | 72,776   | 1,12,703 |
| Total of Metals and Ores Tons   | 2,846    | 7,904   | 10,120  | 10,569  | 7,204   | 86,641   | 2,13,327 | 2,29,236 | 2,75,928 | 2,61,442 |

TRADE AT CHIEF PORT  
RANGOON

( 212 )

No. 12—concluded  
EXPORTS—concluded

FOREIGN MERCHANDISE—continued

| PRINCIPAL AND OTHER ARTICLES   | QUANTITY |         |         |         |         | VALUE     |          |          |          |          |
|--|----------|---------|---------|---------|---------|-----------|----------|----------|----------|----------|
|  | 1931-32  | 1932-33 | 1933-34 | 1934-35 | 1935-36 | 1931-32   | 1932-33  | 1933-34  | 1934-35  | 1935-36  |
|  |          |         |         |         |         | R         | R        | R        | R        | R        |
| <b>BURMA—concluded</b>   |          |         |         |         |         |           |          |          |          |          |
| <b>RANGOON—concluded</b>   |          |         |         |         |         |           |          |          |          |          |
| Provisions and Oilman's stores (including fish and fruits and vegetables canned or bottled and confectionary) . Owt. | 1,982    | 258     | 268     | 40      | 452     | 1,23,837  | 10,340   | 11,818   | 4,505    | 32,129   |
| Rubber manufacture . Value   | —        | —       | —       | —       | —       | 44,839    | 3,024    | 3,502    | 5,802    | 12,647   |
| <b>Textiles—</b>   |          |         |         |         |         |           |          |          |          |          |
| <b>Cotton—</b>   |          |         |         |         |         |           |          |          |          |          |
| Twist and yarn . Lbs.  | ..       | ..      | 2,050   | ..      | ..      | ..        | ..       | 2,443    | ..       | ..       |
| <b>Manufactures—</b>   |          |         |         |         |         |           |          |          |          |          |
| <b>Piecegoods—</b>   |          |         |         |         |         |           |          |          |          |          |
| White (bleached) Yds.  | 6,452    | 1,640   | 62,640  | 21,320  | 40      | 3,175     | 800      | 12,560   | 3,770    | 40       |
| Coloured, printed, or dyed . "   | 66,245   | 59,521  | 537,327 | 72,992  | 56,199  | 24,407    | 16,341   | 1,30,135 | 22,915   | 17,175   |
| Total of Piecegoods . "  | 72,697   | 61,161  | 599,967 | 94,312  | 56,239  | 27,582    | 16,641   | 1,51,695 | 26,685   | 17,215   |
| Other sorts of manufactures . Value  | —        | —       | —       | —       | —       | 10,161    | 1,698    | 8,331    | 2,385    | 585      |
| Total of Cotton manufactures (including twist and yarn) . "  | —        | —       | —       | —       | —       | 37,743    | 18,339   | 1,62,460 | 29,070   | 17,800   |
| Other Textiles manufactured . "  | —        | —       | —       | —       | —       | 39,940    | 16,650   | 15,120   | 35,801   | 11,241   |
| Total of Textiles . "  | —        | —       | —       | —       | —       | 77,683    | 34,989   | 1,77,580 | 64,871   | 29,041   |
| <b>Vehicles (excluding locomotives, etc., for Railways)—</b>   |          |         |         |         |         |           |          |          |          |          |
| Carriages, carts and parts thereof . "   | —        | —       | —       | —       | —       | 83,166    | 21,044   | 19,013   | 30,132   | 34,809   |
| Other kinds . "  | —        | —       | —       | —       | —       | 610       | 13,838   | 35,155   | 14,962   | 700      |
| Total of Vehicles, etc. . "  | —        | —       | —       | —       | —       | 83,776    | 34,882   | 48,169   | 45,094   | 35,509   |
| <b>Postal Articles</b> . "   | —        | —       | —       | —       | —       | 8,034     | 3,880    | 4,816    | 8,145    | 3,475    |
| All other articles of merchandise—   |          |         |         |         |         |           |          |          |          |          |
| Unmanufactured . "   | —        | —       | —       | —       | —       | 7,031     | 9,037    | 2,410    | 2,071    | 285      |
| Manufactured . "   | —        | —       | —       | —       | —       | 1,00,315  | 88,178   | 71,382   | 57,073   | 81,581   |
| <b>GRAND TOTAL (EXCLUSIVE OF GOVERNMENT STORES)</b> . "  | —        | —       | —       | —       | —       | 10,28,477 | 8,84,073 | 8,81,270 | 8,21,057 | 9,05,522 |

GOVERNMENT STORES

| PRINCIPAL AND OTHER ARTICLES | QUANTITY |         |         |         |         | VALUE   |         |         |         |         |
|------------------------------|----------|---------|---------|---------|---------|---------|---------|---------|---------|---------|
|                              | 1931-32  | 1932-33 | 1933-34 | 1934-35 | 1935-36 | 1931-32 | 1932-33 | 1933-34 | 1934-35 | 1935-36 |
|                              |          |         |         |         |         | R       | R       | R       | R       | R       |
| TOTAL VALUE . Value          | —        | —       | —       | —       | —       | 12,254  | 1,168   | 13,642  | 5,311   | 1,938   |

## IMPORTS AND EXPORTS

## FROM AND TO EACH COUNTRY

ACCORDING TO THE COUNTRY OF CONSIGNMENT IN THE CASE OF IMPORTS, AND ACCORDING TO THE COUNTRY OF FINAL DESTINATION, IN THE CASE OF EXPORTS, IN EACH OFFICIAL YEAR FROM 1931-32 TO 1935-36

## UNITED KINGDOM (including CHANNEL ISLANDS)\*

## IMPORTS THEREFROM

| ARTICLES   | QUANTITY   |            |            |            |            | VALUE     |           |           |           |           |
|--|------------|------------|------------|------------|------------|-----------|-----------|-----------|-----------|-----------|
|  | 1931-32    | 1932-33    | 1933-34    | 1934-35    | 1935-36    | 1931-32   | 1932-33   | 1933-34   | 1934-35   | 1935-36   |
| <b>ANIMALS, LIVING—</b>  |            |            |            |            |            | £         | £         | £         | £         | £         |
| Horses ; . . . . . Nos.  | 329        | 299        | 361        | 339        | 388        | 8,07,958  | 5,84,840  | 4,96,634  | 5,73,120  | 8,11,223  |
| Other kinds . . . . . "  | 1,923      | 1,553      | 1,028      | 1,359      | 1,333      | 1,05,746  | 1,11,931  | 1,10,082  | 1,33,478  | 1,26,868  |
| Total Animals, living . . "  | 1,652      | 1,852      | 1,389      | 1,698      | 1,721      | 9,13,809  | 6,96,771  | 6,06,716  | 7,06,608  | 9,38,091  |
| <b>APPAREL (excluding HOSIERY AND BOOTS AND SHOES)—</b>            |            |            |            |            |            |           |           |           |           |           |
| Apparel (including drapery, uniforms and accoutrements)(a) . Value | —          | —          | —          | —          | —          | 16,74,571 | 16,10,494 | 15,47,423 | —         | 12,01,772 |
| Cotton knitted fabrics(b) Lbs.                                     | —          | —          | —          | 3,551      | —          | —         | —         | —         | 13,018    | —         |
| Woollen knitted apparel (b) . . . . . "                            | —          | —          | —          | 32,396     | —          | —         | —         | —         | 1,06,710  | —         |
| Others (b) . . . . . Value   | —          | —          | —          | —          | —          | —         | —         | —         | 12,52,607 | —         |
| Gold and silver thread . "   | —          | —          | —          | —          | —          | (1,032    | 1,787     | 1,847     | 12,421    | 460       |
| Hats, caps, bonnets, and hatter's ware . . . . . "                 | —          | —          | —          | —          | —          | 8,44,062  | 8,64,153  | 3,05,502  | 2,58,084  | 3,30,201  |
| Lametta . . . . . Lbs.   | 200        | 12,222     | 614        | 4,125      | 214        | 863       | 17,673    | 978       | 5,357     | 247       |
| Second-hand clothing Value   | —          | —          | —          | —          | —          | 1,93,313  | 1,67,221  | 1,52,850  | 1,94,253  | 2,93,383  |
| Water-proofed clothing . "   | —          | —          | —          | —          | —          | 1,43,783  | 2,03,968  | 1,30,921  | 1,35,993  | 77,561    |
| Total Apparel, etc. . . . . "                                      | —          | —          | —          | —          | —          | 23,58,134 | 23,71,291 | 21,30,526 | 19,78,443 | 19,00,624 |
| <b>ARMS, AMMUNITION AND MILITARY STORES—</b>                       |            |            |            |            |            |           |           |           |           |           |
| Cartridge cases—   |            |            |            |            |            |           |           |           |           |           |
| Filled—  |            |            |            |            |            |           |           |           |           |           |
| Shotgun cartridge cases Nos.                                       | 9,897,735  | 9,582,193  | 9,082,035  | 8,634,252  | 10,213,413 | 6,83,077  | 6,43,305  | 6,16,853  | 5,94,036  | 6,90,423  |
| Rifle and other Cartridges . . . . . "                             | 15,618,911 | 7,767,224  | 4,606,295  | 3,792,793  | 1,801,529  | 10,23,123 | 6,79,893  | 3,52,749  | 2,02,401  | 1,15,300  |
| Total Filled . . . . . "   | 25,516,646 | 17,349,417 | 13,778,330 | 12,427,045 | 12,014,942 | 17,07,099 | 13,23,198 | 9,69,602  | 8,87,427  | 8,11,813  |
| Empty . . . . . "  | 529,193    | 555,756    | 443,482    | 552,504    | 711,129    | 17,453    | 18,532    | 15,029    | 17,955    | 20,381    |
| Total Cartridge cases . . . . . "                                  | 26,045,839 | 17,905,173 | 14,221,812 | 12,979,549 | 12,726,071 | 17,24,552 | 13,41,730 | 9,84,631  | 9,05,382  | 8,32,194  |
| Explosives—  |            |            |            |            |            |           |           |           |           |           |
| Blasting-fuse { . . . . . Lbs.                                     | 294,203    | 322,446    | 342,133    | 407,973    | 429,670    | 2,90,230  | 2,76,437  | 2,89,571  | 3,09,434  | 4,24,317  |
| —No. of coils  | 1,097,365  | 1,169,138  | 1,184,240  | 1,465,840  | 1,460,017  |           |           |           |           |           |
| " gelatine . . . . . Lbs.  | 444,600    | 405,500    | 600,400    | 594,000    | 472,000    | 3,75,320  | 3,47,070  | 5,23,812  | 5,06,796  | 4,82,282  |
| Dynamite . . . . . "   | 155,000    | 50,000     | 133,750    | 242,500    | 239,525    | 1,12,186  | 36,237    | 1,43,773  | 1,56,366  | 1,07,432  |
| Gelatine dynamite . . . . . "                                      | 930,250    | 549,750    | 760,100    | 1,106,400  | 1,236,400  | 6,78,378  | 3,89,794  | 6,10,364  | 8,78,181  | 10,01,250 |
| Detonators . . . . . Nos.  | 5,053,789  | 2,776,950  | 4,491,150  | 5,371,537  | 6,143,500  | 1,55,554  | 73,006    | 1,23,639  | 1,43,610  | 1,40,091  |
| Others; . . . . . Lbs.   | 213,210    | 169,615    | 135,563    | 86,230     | 135,565    | 1,27,130  | 1,00,895  | 84,621    | 50,590    | 82,004    |
| Total Explosives . Value   | —          | —          | —          | —          | —          | 17,38,793 | 12,23,439 | 17,87,285 | 21,10,447 | 13,27,376 |
| Firearms and parts thereof—  |            |            |            |            |            |           |           |           |           |           |
| Firearms . . . . . Nos.  | 25,716     | 14,971     | 8,015      | 6,339      | 6,060      | 18,95,360 | 9,43,573  | 7,30,377  | 6,58,368  | 6,16,859  |
| Parts of firearms Value  | —          | —          | —          | —          | —          | 43,142    | 13,857    | 11,592    | 6,392     | 7,203     |
| Total of Firearms, and parts thereof . . . . . "                   | —          | —          | —          | —          | —          | 19,38,502 | 9,57,430  | 7,41,969  | 6,64,760  | 6,24,067  |
| Gunpowder—   |            |            |            |            |            |           |           |           |           |           |
| Black . . . . . Lbs.   | 55,400     | 76,025     | 76,455     | 60,475     | 123,085    | 45,687    | 53,934    | 51,023    | 40,757    | 71,215    |
| Smokeless . . . . . "  | 13,930     | 4,720      | 6,115      | 6,020      | 8,375      | 24,743    | 11,314    | 15,475    | 9,652     | 18,751    |
| Others . . . . . "   | 2,725      | 5,330      | 4,975      | 13,155     | 100        | 1,752     | 3,430     | 3,075     | 3,127     | 63        |
| Other sorts of arms, etc. Value                                    | —          | —          | —          | —          | —          | 2,25,551  | 1,12,261  | 1,02,783  | 1,03,774  | 1,10,756  |
| Total Arms, ammunition, and military stores . . . . . "            | —          | —          | —          | —          | —          | 56,99,590 | 37,03,593 | 36,86,251 | 33,83,309 | 39,34,422 |
| <b>ART. WORKS OF, other than PICTURES</b> . . . . . "              | —          | —          | —          | —          | —          | 94,286    | 29,928    | 40,933    | 33,491    | 95,519    |
| <b>ASBESTOS—</b>   |            |            |            |            |            |           |           |           |           |           |
| Raw . . . . . Cwts.  | ..         | ..         | 19         | ..         | 2,146      | ..        | ..        | 545       | ..        | 24,561    |
| Asbestos packing Sheets, Slates, etc. of Value                     | —          | —          | —          | —          | —          | 1,91,613  | 2,13,261  | 2,03,153  | 1,92,133  | 1,74,023  |
| Asbestos cement† Tons  | —          | —          | 2,096      | 1,202      | 991        | —         | —         | 3,35,039  | 2,20,965  | 1,84,034  |
| Other manufactures . Value   | —          | —          | —          | —          | —          | 9,34,513  | 7,33,143  | 6,84,466  | 6,50,089  | 5,59,730  |
| Total Asbestos . . . . . "   | —          | —          | —          | —          | —          | 11,16,131 | 9,46,404  | 11,23,208 | 10,63,192 | 9,42,533  |

(a) Sub-divided into three heads in 1934-35.

(b) Separately recorded in 1934-35.

\* Includes figures for Irish Free State up to 1932-33.

† Separately recorded from 1933-34.

UNITED KINGDOM (including CHANNEL ISLANDS)—continued

IMPORTS THEREFROM—continued

| ARTICLES   | QUANTITY      |           |           |           |           | VALUE     |           |           |           |           |
|--|---------------|-----------|-----------|-----------|-----------|-----------|-----------|-----------|-----------|-----------|
|  | 1931-32       | 1932-33   | 1933-34   | 1934-35   | 1935-36   | 1931-32   | 1932-33   | 1933-34   | 1934-35   | 1935-36   |
| BASKETS AND BASKET-WARE  | —             | —         | —         | —         | —         | 4,009     | 764       | 11,452    | 1,800     | 1,161     |
| BELTING FOR MACHINERY—<br>Of cotton  | —             | —         | —         | —         | —         | 4,59,825  | 5,00,467  | 4,69,403  | 5,13,077  | 5,09,540  |
| “ leather  | —             | —         | —         | —         | —         | 15,08,724 | 15,54,163 | 13,02,511 | 14,09,579 | 14,69,831 |
| “ other materials (in-<br>cluding coil)  | —             | —         | —         | —         | —         | 12,82,374 | 14,05,398 | 12,80,240 | 13,82,327 | 14,74,441 |
| Total Belting for<br>Machinery   | —             | —         | —         | —         | —         | 32,51,423 | 35,60,028 | 30,52,154 | 33,04,988 | 35,13,821 |
| BOBBERS  | —             | —         | —         | —         | —         | 23,60,477 | 19,16,286 | 13,71,653 | 17,84,273 | 18,29,332 |
| BOOKS, PRINTED, AND<br>PRINTED MATTER (not<br>being STATIONERY), in-<br>cluding MAPS AND<br>CHARTS | Owts. 23,638  | 21,290    | 23,420    | 26,102    | 26,041    | 43,59,261 | 38,96,412 | 41,90,055 | 43,78,358 | 44,46,270 |
| BOOTS AND SHOES—   |               |           |           |           |           |           |           |           |           |           |
| All leather  | Fairs 108,903 | 107,156   | 101,303   | 111,069   | 110,324   | 5,92,659  | 5,32,556  | 5,25,744  | 5,36,772  | 5,60,500  |
| Rubber soled—<br>With canvas uppers  | 19,861        | 9,211     | 10,791    | 15,788    | 11,180    | 13,397    | 14,859    | 14,189    | 32,210    | 21,414    |
| All rubber   | 8,434         | 76,133    | 2,746     | 5,492     | 5,419     | 8,689     | 38,235    | 5,491     | 10,136    | 8,131     |
| Of other materials   | 16,051        | 14,354    | 13,098    | 12,826    | 15,501    | 41,204    | 35,679    | 34,242    | 31,696    | 43,098    |
| Total Boots and Shoes  | 153,249       | 206,854   | 128,538   | 145,175   | 142,424   | 6,60,849  | 6,21,329  | 5,79,666  | 6,10,814  | 6,23,152  |
| BRUSHES AND BROOMS—  |               |           |           |           |           |           |           |           |           |           |
| Brushes—<br>Paint and varnish<br>brushes   | Dozens 19,180 | 25,554    | 23,753    | 28,021    | 38,307    | 1,14,427  | 1,24,158  | 1,21,478  | 1,67,965  | 2,07,228  |
| Toilet brushes   | 7,547         | 22,507    | 26,682    | 56,938    | 62,826    | 47,608    | 1,12,956  | 1,42,567  | 2,40,977  | 2,79,253  |
| Other brushes  | 23,870        | 29,189    | 44,141    | 51,176    | 50,174    | 1,41,614  | 1,54,796  | 2,08,149  | 2,57,129  | 2,45,232  |
| Brooms   | 1,428         | 960       | 1,011     | 4,752     | 1,061     | 10,287    | 10,509    | 9,326     | 14,110    | 12,061    |
| Total Brushes and<br>Brooms  | 52,025        | 78,210    | 95,587    | 140,887   | 152,368   | 3,13,936  | 4,02,414  | 4,81,620  | 6,80,181  | 7,43,774  |
| BUILDING AND ENGI-<br>NEERING MATERIALS,<br>other than IRON,<br>STEEL, OR WOOD—                    |               |           |           |           |           |           |           |           |           |           |
| Asphalt  | Tons 496      | 848       | 1,908     | 2,241     | 2,412     | 55,126    | 1,01,558  | 1,84,605  | 1,94,723  | 2,11,465  |
| Bricks—<br>Bricks, other than fire<br>bricks   | No. 18,124    | 34,956    | 22,745    | 2,079     | 472       | 4,720     | 18,336    | 5,652     | 7,219     | 498       |
| Fire bricks  | 713,231       | 470,564   | 689,799   | 607,916   | 756,246   | 1,81,937  | 92,798    | 1,30,308  | 1,01,963  | 1,77,947  |
| Cement—<br>Portland  | Tons 44,552   | 33,257    | 31,036    | 45,315    | 45,735    | 24,10,716 | 15,87,469 | 12,97,165 | 17,01,696 | 16,61,566 |
| Other kinds  | 607           | 1,081     | 1,082     | 615       | 1,707     | 1,12,754  | 1,18,747  | 1,18,145  | 1,34,140  | 2,11,856  |
| Chalk and lime exclud-<br>ing French chalk   | Owts. 26,488  | 28,921    | 33,347    | 52,085    | 58,470    | 43,239    | 50,233    | 70,854    | 1,08,141  | 1,16,156  |
| Clay   | 16,567        | 12,147    | 13,429    | 13,294    | 11,823    | 43,465    | 81,962    | 32,592    | 31,277    | 31,159    |
| Tiles  | No. 3,434,475 | 1,784,851 | 1,834,571 | 2,323,241 | 3,378,185 | 2,44,196  | 1,81,523  | 2,15,512  | 2,45,167  | 3,08,472  |
| Other kinds  | Owts. 21,132  | 23,794    | 22,933    | 21,786    | 24,895    | 3,67,576  | 3,31,058  | 3,30,721  | 2,84,645  | 3,70,125  |
| Total Building and Engi-<br>neering materials  | Value —       | —         | —         | —         | —         | 34,13,719 | 25,68,672 | 23,85,554 | 28,06,971 | 30,79,244 |
| BUTTONS OF ALL SORTS—  |               |           |           |           |           |           |           |           |           |           |
| Metal  | —             | —         | —         | —         | —         | 63,378    | 59,530    | 1,05,246  | 1,03,056  | 1,15,436  |
| Other sorts  | —             | —         | —         | —         | —         | 23,209    | 41,892    | 43,246    | 46,342    | 68,238    |
| Total Buttons  | —             | —         | —         | —         | —         | 87,087    | 1,01,412  | 1,48,492  | 1,49,398  | 1,78,724  |
| CANDLES OF ALL KINDS   | Lbs. 138,504  | 156,008   | 39,411    | 16,625    | 11,720    | 67,719    | 72,149    | 23,182    | 12,432    | 9,515     |

No. 13—continued

## UNITED KINGDOM (including CHANNEL ISLANDS)—continued

## IMPORTS THEREFROM—continued

| ARTICLES   | QUANTITY         |                  |                  |                  |                  | VALUE            |                  |                    |                    |                    |
|--|------------------|------------------|------------------|------------------|------------------|------------------|------------------|--------------------|--------------------|--------------------|
|  | 1931-32          | 1932-33          | 1933-34          | 1934-35          | 1935-36          | 1931-32          | 1932-33          | 1933-34            | 1934-35            | 1935-36            |
|  |                  |                  |                  |                  |                  | £                | £                | £                  | £                  | £                  |
| <b>CHEMICALS AND CHEMICAL PREPARATIONS (excluding CHEMICAL MANURES AND MEDICINES)—</b> |                  |                  |                  |                  |                  |                  |                  |                    |                    |                    |
| <b>Acids—</b>  |                  |                  |                  |                  |                  |                  |                  |                    |                    |                    |
| Acetic (pyroligneous acids) Cwts.  | 1,640            | 981              | 1,616            | 2,341            | 2,282            | 43,150           | 30,219           | 53,733             | 74,175             | 71,408             |
| Carbolic . . . . .   | 498              | 438              | 620              | 598              | 695              | 19,753           | 20,970           | 37,820             | 26,341             | 33,030             |
| Citric . . . . .   | 299              | 262              | 337              | 343              | 665              | 25,356           | 20,329           | 17,251             | 41,539             | 40,966             |
| Hydrochloric* . . . . .  | —                | 277              | 360              | 399              | 555              | —                | 9,747            | 10,393             | 9,067              | 14,403             |
| Nitric . . . . .   | 737              | 153              | 115              | 50               | 142              | 23,673           | 7,461            | 5,857              | 2,893              | 6,112              |
| Sulphuric . . . . .  | 404              | 359              | 630              | 537              | 2,516            | 6,305            | 5,037            | 8,065              | 6,773              | 20,547             |
| Tartaric . . . . .   | 403              | 119              | 145              | 51               | 94               | 36,261           | 10,331           | 11,233             | 3,897              | 8,327              |
| Other sorts . . . . .  | 1,449            | 3,453            | 4,613            | 10,722           | 9,939            | 50,220           | 85,778           | 1,06,166           | 2,39,331           | 2,33,202           |
| <b>Total Acids</b> . . . . .   | <b>5,433</b>     | <b>6,042</b>     | <b>3,491</b>     | <b>15,506</b>    | <b>16,938</b>    | <b>2,10,233</b>  | <b>1,90,122</b>  | <b>2,50,553</b>    | <b>4,04,621</b>    | <b>4,33,055</b>    |
| <b>Alum</b> . . . . .  | <b>23,545</b>    | <b>15,473</b>    | <b>10,373</b>    | <b>6,804</b>     | <b>6,230</b>     | <b>1,49,912</b>  | <b>81,045</b>    | <b>57,220</b>      | <b>52,533</b>      | <b>33,745</b>      |
| Aluminous sulphates . . . . .  | 18,505           | 11,233           | 9,931            | 11,663           | 3,036            | 60,005           | 40,206           | 29,920             | 35,016             | 24,190             |
| Ammonia and salts thereof—   |                  |                  |                  |                  |                  |                  |                  |                    |                    |                    |
| Anhydrous . . . . .  | 1,392            | 1,454            | 1,730            | 1,346            | 1,574            | 1,42,611         | 1,63,639         | 1,35,935           | 1,77,957           | 1,70,172           |
| Others . . . . .   | 19,354           | 21,452           | 23,183           | 23,060           | 33,608           | 4,12,175         | 4,06,927         | 4,27,194           | 5,08,017           | 5,40,663           |
| Bleaching materials—   |                  |                  |                  |                  |                  |                  |                  |                    |                    |                    |
| bleaching powder (calcium hypochlorate, chloride of lime) . . . . .                    | 82,771           | 97,303           | 105,937          | 114,306          | 129,256          | 4,36,322         | 5,53,633         | 5,36,267           | 5,95,659           | 6,61,442           |
| Other sorts . . . . .  | 2,130            | 7,175            | 1,457            | 937              | 657              | 52,097           | 88,034           | 43,162             | 22,044             | 32,132             |
| Carbide of calcium . . . . .   | 133              | 750              | 106              | 226              | 295              | 3,194            | 10,415           | 1,330              | 2,456              | 4,557              |
| Copperas (ferrous sulphate) . . . . .  | 876              | 4,173            | 2,943            | 1,243            | 333              | 5,631            | 14,334           | 12,795             | 8,726              | 5,924              |
| Copper sulphate . . . . .  | 10,325           | 17,213           | 26,075           | 25,279           | 23,200           | 1,64,163         | 2,21,250         | 3,23,431           | 3,09,411           | 3,57,133           |
| Disinfectants . . . . .  | 25,731           | 13,736           | 24,352           | 13,640           | 14,356           | 4,12,930         | 3,17,621         | 3,42,700           | 2,74,902           | 2,75,917           |
| Glycerine . . . . .  | 4,345            | 3,113            | 11,153           | 9,721            | 3,115            | 1,63,347         | 2,54,531         | 3,53,202           | 3,43,311           | 3,30,003           |
| <b>Lead Compounds—</b>   |                  |                  |                  |                  |                  |                  |                  |                    |                    |                    |
| Litharge . . . . .   | 44               | 407              | 603              | 1,542            | 1,035            | 1,012            | 6,509            | 10,117             | 24,463             | 13,034             |
| Others . . . . .   | 115              | 540              | 303              | 399              | 367              | 2,535            | 12,096           | 19,237             | 9,362              | 9,797              |
| <b>Total Lead compounds</b> . . . . .  | <b>159</b>       | <b>947</b>       | <b>3,501</b>     | <b>1,941</b>     | <b>1,402</b>     | <b>3,547</b>     | <b>18,605</b>    | <b>29,404</b>      | <b>33,825</b>      | <b>27,831</b>      |
| <b>Magnesium compounds—</b>  |                  |                  |                  |                  |                  |                  |                  |                    |                    |                    |
| Chloride . . . . .   | 1,470            | 1,037            | 951              | 1,164            | 557              | 19,117           | 14,442           | 10,730             | 15,237             | 3,253              |
| Sulphate . . . . .   | 520              | 637              | 1,033            | 1,173            | 1,294            | 9,401            | 11,919           | 20,131             | 22,119             | 23,549             |
| Others . . . . .   | 59               | 423              | 1,550            | 2,629            | 3,943            | 1,143            | 8,646            | 20,733             | 33,504             | 53,943             |
| <b>Total Magnesium Compounds</b> . . . . .   | <b>2,049</b>     | <b>2,127</b>     | <b>3,534</b>     | <b>4,966</b>     | <b>5,794</b>     | <b>29,661</b>    | <b>35,007</b>    | <b>57,649</b>      | <b>75,890</b>      | <b>80,750</b>      |
| <b>Potassium compounds—</b>  |                  |                  |                  |                  |                  |                  |                  |                    |                    |                    |
| Bichromate . . . . .   | 3,430            | 2,045            | 1,746            | 1,667            | 1,526            | 1,11,057         | 67,536           | 60,009             | 49,313             | 46,537             |
| Chlorate . . . . .   | 1                | 4                | 579              | 735              | 453              | 54               | 261              | 16,035             | 10,222             | 9,967              |
| Cyanide of potassium . . . . .   | 87               | 177              | 305              | 223              | 379              | 10,253           | 20,395           | 34,001             | 23,333             | 43,119             |
| Other sorts . . . . .  | 553              | 430              | 636              | 737              | 1,344            | 1,24,247         | 1,03,003         | 1,14,464           | 93,554             | 1,09,345           |
| <b>Total Potassium Compounds</b> . . . . .   | <b>4,071</b>     | <b>2,706</b>     | <b>3,267</b>     | <b>3,462</b>     | <b>3,702</b>     | <b>2,45,611</b>  | <b>1,91,550</b>  | <b>2,24,569</b>    | <b>1,83,477</b>    | <b>2,09,438</b>    |
| <b>Sodium compounds—</b>   |                  |                  |                  |                  |                  |                  |                  |                    |                    |                    |
| Bicarbonate of soda . . . . .  | 91,146           | 89,505           | 92,063           | 86,703           | 107,429          | 7,31,223         | 6,36,119         | 6,92,120           | 6,11,535           | 6,75,204           |
| Bichromate of soda . . . . .   | 5,730            | 5,233            | 10,934           | 11,030           | 3,973            | 1,36,300         | 1,52,719         | 2,34,369           | 2,76,037           | 2,10,136           |
| Borax (including boric acid) . . . . .   | 10,433           | 17,373           | 9,455            | 12,713           | 16,734           | 1,22,366         | 1,74,350         | 1,03,269           | 1,37,197           | 1,73,431           |
| Caustic Soda (sodium hydroxide) . . . . .  | 212,104          | 230,324          | 260,203          | 293,024          | 337,439          | 23,55,343        | 27,09,417        | 30,04,336          | 32,72,573          | 35,10,433          |
| Cyanide of sodium . . . . .  | 6,040            | 5,360            | 5,360            | 5,623            | 5,049            | 3,14,231         | 3,07,033         | 2,71,519           | 2,36,937           | 2,37,303           |
| Soda sulphide . . . . .  | 21,434           | 22,390           | 13,335           | 30,704           | 45,433           | 1,57,613         | 1,52,399         | 80,117             | 2,05,230           | 2,72,716           |
| Sodium carbonate (soda ash and soda crystal) . . . . .                                 | 347,522          | 353,300          | 393,474          | 371,190          | 1,055,922        | 50,91,113        | 49,40,974        | 51,10,369          | 51,97,330          | 52,97,373          |
| Sodium Sulphate* . . . . .   | —                | 1,750            | 2,642            | 4,232            | 161              | —                | 14,524           | 19,243             | 19,431             | 2,563              |
| Sodium Silicate . . . . .  | 23,959           | 23,792           | 23,473           | 35,634           | 45,071           | 1,91,595         | 1,34,131         | 1,76,143           | 2,40,290           | 2,36,662           |
| Soda, other sorts . . . . .  | 3,537            | 9,130            | 10,173           | 13,434           | 22,243           | 2,44,130         | 2,90,563         | 4,34,293           | 5,46,334           | 5,71,309           |
| <b>Total Sodium Compounds</b> . . . . .  | <b>1,227,010</b> | <b>1,259,412</b> | <b>1,330,116</b> | <b>1,470,553</b> | <b>1,614,534</b> | <b>95,34,473</b> | <b>90,13,303</b> | <b>1,02,40,333</b> | <b>1,09,93,099</b> | <b>1,12,39,700</b> |

\*Separately recorded from 1932-33.



UNITED KINGDOM (including CHANNEL ISLANDS)—continued

IMPORTS THEREFROM—continued

| ARTICLES  | QUANTITY |         |         |         |         | VALUE       |             |             |             |             |
|---|----------|---------|---------|---------|---------|-------------|-------------|-------------|-------------|-------------|
|   | 1931-32  | 1932-33 | 1933-34 | 1934-35 | 1935-36 | 1931-32     | 1932-33     | 1933-34     | 1934-35     | 1935-36     |
|   |          |         |         |         |         | £           | £           | £           | £           | £           |
| <b>CHEMICALS AND CHEMICAL PREPARATIONS (excluding CHEMICAL MANURES AND MEDICINES)—contd.</b>          |          |         |         |         |         |             |             |             |             |             |
| Sulphur (brimstone) . Cwts.   | 51,778   | 4,452   | 1,311   | 1,487   | 578     | 2,25,344    | 30,788      | 9,111       | 41,799      | 5,900       |
| Zinc compounds—   |          |         |         |         |         |             |             |             |             |             |
| Chloride . . . . .  | 27,029   | 28,090  | 18,912  | 14,278  | 16,036  | 2,86,261    | 2,81,829    | 1,77,692    | 1,20,899    | 1,81,142    |
| Others . . . . .  | 461      | 503     | 3,108   | 28,180  | 36,920  | 5,587       | 10,290      | 50,049      | 4,24,944    | 5,24,764    |
| Total Zinc Compounds ..   | 27,490   | 28,593  | 22,020  | 42,453  | 52,956  | 2,91,848    | 2,92,119    | 2,27,741    | 5,45,843    | 6,55,906    |
| Other sorts of Chemicals Value  | —        | —       | —       | —       | —       | 14,83,678   | 14,76,248   | 15,43,662   | 17,41,157   | 23,12,350   |
| Total Chemicals and chemical preparations (excluding chemical manures and medicines) ..               | —        | —       | —       | —       | —       | 1,40,78,407 | 1,40,08,427 | 1,49,02,163 | 1,63,50,923 | 1,74,16,068 |
| CHINA CLAY . . . . . Cwts.  | 891,187  | 356,856 | 351,578 | 426,684 | 530,222 | 9,05,058    | 8,04,220    | 7,50,828    | 9,35,902    | 11,28,503   |
| CHINESE AND JAPANESE WARE (including LACQUERED WARE, BUT excluding EARTHENWARE AND PORCELAIN) . Value | —        | —       | —       | —       | —       | 3,547       | 19,692      | 5,263       | 25,303      | 1,777       |
| <b>CLOCKS AND WATCHES AND PARTS THEREOF—</b>  |          |         |         |         |         |             |             |             |             |             |
| Clocks and Timepieces . . . . . No.   | 3,653    | 4,930   | 5,035   | 4,201   | 5,286   | 45,279      | 67,698      | 58,470      | 80,601      | 77,416      |
| Watches . . . . .   | 722      | 756     | 4,634   | 2,201   | 1,103   | 18,168      | 11,172      | 36,859      | 16,756      | 7,710       |
| Parts of clocks and watches . . . . . Value   | —        | —       | —       | —       | —       | 10,382      | 8,910       | 9,582       | 7,217       | 25,886      |
| Total Clocks and Watches and parts thereof . . . . .  | —        | —       | —       | —       | —       | 73,829      | 87,780      | 1,04,911    | 1,04,474    | 1,10,961    |
| <b>COAL AND COKE—</b>   |          |         |         |         |         |             |             |             |             |             |
| Coal . . . . . Tons   | 23,760   | 15,994  | 9,776   | 11,580  | 10,291  | 5,55,930    | 3,44,542    | 2,13,349    | 2,23,503    | 2,04,809    |
| Coke . . . . .  | 1,496    | 1,220   | 1,327   | 2,020   | 1,913   | 61,534      | 49,104      | 61,926      | 78,381      | 77,015      |
| Total Coal and Coke ..  | 25,256   | 17,214  | 11,103  | 13,600  | 12,204  | 6,17,464    | 3,93,646    | 2,65,275    | 3,01,884    | 2,81,824    |
| <b>COFFEE OTHER THAN ROASTED OR GROUND . Cwts.</b>  | 852      | 1,419   | ..      | ..      | ..      | 20,108      | 1,09,997    | ..          | 19          | ..          |
| <b>COIR UNMANUFACTURED . Tons</b>   | 25       | ..      | 158     | 82      | 4       | 2,444       | 13          | 11,797      | 5,666       | 330         |
| <b>CORDAGE AND ROPE OF VEGETABLE FIBRE (excluding JUTE AND COTTON) . . . . . Cwts.</b>                | 5,853    | 4,466   | 6,480   | 4,809   | 6,136   | 2,88,693    | 1,00,697    | 2,48,609    | 2,16,937    | 2,03,045    |
| <b>CORK MANUFACTURES . . . . .</b>  | 1,948    | 472     | 1,007   | 1,051   | 1,005   | 81,141      | 30,742      | 58,446      | 58,084      | 59,323      |
| <b>CUTLERY—</b>   |          |         |         |         |         |             |             |             |             |             |
| Pruning knives . . . . . Value  | —        | —       | —       | —       | —       | 1,06,528    | 1,20,985    | 1,40,184    | 1,50,471    | 1,58,802    |
| Other kinds . . . . .   | —        | —       | —       | —       | —       | 4,80,230    | 5,29,949    | 6,41,315    | 6,85,235    | 7,27,609    |
| Total Cutlery . . . . .   | —        | —       | —       | —       | —       | 5,86,758    | 6,50,934    | 7,81,499    | 8,35,706    | 8,86,411    |
| <b>DRUGS AND MEDICINES (excluding CHEMICALS AND NARCOTICS)—</b>                                       |          |         |         |         |         |             |             |             |             |             |
| Cocaine . . . . . Ounces  | 277      | 892     | 521     | 1,075   | 497     | 6,319       | 9,066       | 12,743      | 11,883      | 9,819       |
| Codliver oil . . . . . Lbs.   | 24,888   | 41,364  | 19,691  | 13,231  | 17,043  | 18,097      | 27,939      | 12,701      | 7,535       | 9,617       |
| Morphia . . . . . Ounces  | 747      | 471     | 663     | 608     | 569     | 14,086      | 13,130      | 21,684      | 21,643      | 19,384      |
| Preparations of opium and morphia . . . . . Value   | —        | —       | —       | —       | —       | 55,627      | 75,329      | 64,569      | 58,185      | 70,221      |
| Proprietary and patent medicines . . . . .  | —        | —       | —       | —       | —       | 22,07,540   | 15,12,087   | 16,35,021   | 19,64,702   | 20,07,868   |
| <b>Quinine Salts—</b>   |          |         |         |         |         |             |             |             |             |             |
| Quinine sulphate or bisulphate . . . . . Lbs.   | 25,949   | 23,251  | 28,995  | 25,031  | 19,912  | 5,93,357    | 5,40,310    | 6,87,402    | 6,02,115    | 4,95,034    |
| Quinine hydrochloride or dihydrochloride ..   | 6,028    | 7,649   | 7,726   | 4,822   | 5,535   | 1,89,528    | 1,84,437    | 2,89,415    | 1,70,008    | 2,03,084    |
| Other sorts . . . . .   | 2,380    | 3,357   | 4,023   | 3,529   | 3,320   | 65,360      | 89,507      | 1,10,341    | 95,779      | 93,514      |
| Saccharine . . . . .  | 6,520    | 9,321   | 9,053   | 12,014  | 22,982  | 41,202      | 59,468      | 60,156      | 78,004      | 1,29,449    |
| Sarsaparilla and preparations thereof . . . . . Value   | —        | —       | —       | —       | —       | 17,003      | 19,851      | 20,010      | 22,102      | 26,924      |
| Other sorts of drugs and medicines . . . . .  | —        | —       | —       | —       | —       | 34,53,958   | 35,34,556   | 41,74,855   | 40,76,086   | 38,07,301   |
| Total Drugs and Medicines ..  | —        | —       | —       | —       | —       | 66,67,166   | 61,15,680   | 70,68,597   | 71,08,942   | 74,79,115   |

No. 13—continued  
 UNITED KINGDOM (including CHANNEL ISLANDS)—continued  
 IMPORTS THEREFROM—continued

| PRINCIPAL AND OTHER ARTICLES                                     | QUANTITY         |                  |                  |                  |                  | VALUE            |                  |                  |                  |                  |
|--|------------------|------------------|------------------|------------------|------------------|------------------|------------------|------------------|------------------|------------------|
|  | 1981-82          | 1982-83          | 1983-84          | 1984-85          | 1985-86          | 1981-82          | 1982-83          | 1983-84          | 1984-85          | 1985-86          |
|  |                  |                  |                  |                  |                  | £                | £                | £                | £                | £                |
| <b>DYEING AND TANNING SUBSTANCES—</b>                            |                  |                  |                  |                  |                  |                  |                  |                  |                  |                  |
| Cochineal . . . Cwts.  | 102              | 12               | 20               | 22               | 10               | 10,921           | 2,074            | 2,711            | 2,169            | 2,370            |
| <b>Dyes obtained from coal tar—</b>                              |                  |                  |                  |                  |                  |                  |                  |                  |                  |                  |
| <b>Allizarine—</b>   |                  |                  |                  |                  |                  |                  |                  |                  |                  |                  |
| Moist, over 10 per cent. but not exceeding 16 per cent. . . Lbs. | 84,755           | 16,240           | 20,048           | 14,560           | 16,352           | 26,204           | 9,160            | 12,246           | 8,244            | 9,518            |
| Moist, over 16 per cent. but not exceeding 20 per cent. . . "    | 708,760          | 882,886          | 531,496          | 548,844          | 465,666          | 4,00,581         | 2,07,267         | 4,29,481         | 3,52,208         | 3,00,702         |
| Moist over 20 per cent. . . "                                    | 112,420          | 134,178          | 188,008          | 160,268          | 93,072           | 1,18,854         | 1,04,484         | 2,68,760         | 1,83,747         | 1,08,766         |
| Others . . . "   | 2,120            | 1,811            | ..               | 2,805            | ..               | 4,188            | 2,839            | ..               | 4,212            | ..               |
| <b>Total of Allizarine . . . "</b>                               | <b>858,055</b>   | <b>635,068</b>   | <b>734,552</b>   | <b>725,977</b>   | <b>575,090</b>   | <b>5,49,777</b>  | <b>4,43,750</b>  | <b>7,05,486</b>  | <b>5,48,406</b>  | <b>4,18,926</b>  |
| <b>Aniline (a) . . . "</b>                                       | <b>1,314,932</b> | —                | —                | —                | —                | <b>15,52,410</b> | —                | —                | —                | —                |
| Congo red (b) . . . "  | —                | 127,181          | 108,324          | 135,871          | 164,678          | —                | 1,00,451         | 83,825           | 80,620           | 1,08,742         |
| Coupling dyes of the Naphthol groups (c) . . . "                 | —                | 74,850           | 88,290           | —                | —                | —                | 3,88,662         | 3,97,755         | —                | —                |
| Naphthols (d) . . . "  | —                | —                | —                | 71,084           | 82,168           | —                | —                | —                | 3,34,756         | 3,48,509         |
| Bases (d) . . . "  | —                | —                | —                | 37,025           | 26,127           | —                | —                | —                | 75,947           | 58,346           |
| <b>Vats—</b>   |                  |                  |                  |                  |                  |                  |                  |                  |                  |                  |
| Indigo . . . "   | 172,536          | 77,308           | 92,316           | 15,792           | 44,652           | 1,94,892         | 1,19,828         | 1,48,049         | 23,755           | 65,008           |
| Other sorts—Paste (b) . . . "                                    | —                | 21,422           | 14,225           | 24,413           | 18,460           | —                | 48,756           | 26,958           | 59,018           | 53,717           |
| "    "    —Powder (b) . . . "                                    | —                | 24,056           | 23,137           | 46,118           | 89,744           | —                | 2,96,000         | 3,32,375         | 5,80,976         | 12,74,988        |
| Sulphur, Black (b) . . . "                                       | —                | 235,991          | 103,681          | 42,748           | 140,314          | —                | 1,19,653         | 83,111           | 17,846           | 65,217           |
| Metanil, Yellow (b) . . . "                                      | —                | 17,174           | 11,240           | 25,510           | 67,360           | —                | 34,618           | 20,276           | 37,895           | 1,03,475         |
| Aniline Salts (b) . . . "  | —                | 47,745           | 139,316          | 89,736           | 66,892           | —                | 19,075           | 59,164           | 36,104           | 26,852           |
| Others . . . "   | 99,932           | 939,322          | 584,063          | 778,499          | 908,686          | 1,78,890         | 17,39,302        | 11,52,095        | 14,61,640        | 16,44,134        |
| <b>Total Dyes obtained from Coal Tar . . . "</b>                 | <b>2,445,455</b> | <b>2,100,121</b> | <b>1,959,993</b> | <b>1,992,773</b> | <b>2,184,161</b> | <b>24,21,969</b> | <b>33,05,093</b> | <b>30,09,089</b> | <b>32,75,343</b> | <b>41,57,974</b> |
| <b>Other sorts (including lac dye) . . . Value</b>               | —                | —                | —                | —                | —                | <b>38,540</b>    | <b>38,014</b>    | <b>98,172</b>    | <b>1,63,108</b>  | <b>1,56,859</b>  |
| <b>Total Dyeing and Tanning substances . . . "</b>               | —                | —                | —                | —                | —                | <b>25,31,430</b> | <b>33,45,181</b> | <b>31,09,972</b> | <b>34,45,690</b> | <b>43,17,203</b> |
| <b>EARTHENWARE AND PORCELAIN—</b>                                |                  |                  |                  |                  |                  |                  |                  |                  |                  |                  |
| <b>Earthenware—</b>  |                  |                  |                  |                  |                  |                  |                  |                  |                  |                  |
| Sanitary ware . . . Value  | —                | —                | —                | —                | —                | 5,69,166         | 4,32,361         | 4,51,615         | 5,72,663         | 5,59,936         |
| Other kinds . . . "  | —                | —                | —                | —                | —                | 7,30,839         | 6,86,982         | 6,56,478         | 6,83,490         | 7,27,276         |
| <b>Porcelain—</b>  |                  |                  |                  |                  |                  |                  |                  |                  |                  |                  |
| Electrical . . . "   | —                | —                | —                | —                | —                | 32,888           | 20,748           | 14,668           | 45,276           | 65,668           |
| Other kinds . . . "  | —                | —                | —                | —                | —                | 97,487           | 86,042           | 1,00,849         | 1,41,199         | 1,33,455         |
| <b>Total Earthenware and Porcelain . . . "</b>                   | —                | —                | —                | —                | —                | <b>14,30,380</b> | <b>12,20,133</b> | <b>12,23,605</b> | <b>14,42,637</b> | <b>14,66,335</b> |
| <b>ELECTROPLATED WARE . . . "</b>                                | —                | —                | —                | —                | —                | <b>2,83,908</b>  | <b>1,93,555</b>  | <b>2,58,296</b>  | <b>2,12,443</b>  | <b>2,06,936</b>  |
| <b>FILNWORKS . . . Lbs.</b>                                      | <b>40,215</b>    | <b>29,392</b>    | <b>30,049</b>    | <b>27,668</b>    | <b>58,216</b>    | <b>87,991</b>    | <b>26,500</b>    | <b>26,880</b>    | <b>32,037</b>    | <b>60,233</b>    |
| <b>FISH (excluding CANNED FISH) . . . Cwts.</b>                  | <b>2,065</b>     | <b>1,936</b>     | <b>2,822</b>     | <b>2,163</b>     | <b>2,619</b>     | <b>1,03,070</b>  | <b>84,363</b>    | <b>1,26,348</b>  | <b>1,35,139</b>  | <b>1,50,240</b>  |

(a) Discontinued from 1982-83.

(b) Separately recorded from 1982-83.

(c) " " " " and sub-divided from 1934-35.

(d) " " " " 1934-35.

UNITED KINGDOM (including CHANNEL ISLANDS)—continued

IMPORTS THEREFROM—continued

| ARTICLES   | QUANTITY |         |         |         |         | VALUE     |           |           |           |           |
|--|----------|---------|---------|---------|---------|-----------|-----------|-----------|-----------|-----------|
|  | 1931-32  | 1932-33 | 1933-34 | 1934-35 | 1935-36 | 1931-32   | 1932-33   | 1933-34   | 1934-35   | 1935-36   |
| FODDER BRAN AND POLLARDS<br>(excluding oil-cakes) . . . Cwts.  | ..       | ..      | 1,326   | 354     | 95      | ..        | ..        | 10,400    | 8,950     | 1,781     |
| FRUITS AND VEGETABLES—<br>Fresh fruits and vegetables—<br>Fresh fruits . . . . . Value                           | —        | —       | —       | —       | —       | 51,005    | 35,368    | 18,382    | 20,767    | 11,194    |
| Fresh vegetables of all<br>kinds . . . . . "   | —        | —       | —       | —       | —       | 1,016     | 351       | 136       | 690       | 1,821     |
| Total Fresh fruits and Vegetables . . . . . "  | —        | —       | —       | —       | —       | 52,021    | 35,719    | 18,518    | 21,457    | 13,015    |
| FRUITS AND VEGETABLES: dried,<br>salted, or preserved, not<br>being canned or bottled—<br>Almonds . . . . . Tons | 7        | 5       | 5       | 4       | 3       | 18,036    | 12,687    | 18,860    | 9,473     | 10,108    |
| Currants and raisins . . . "   | 10       | 7       | 15      | 10      | 5       | 11,275    | 9,230     | 12,095    | 9,843     | 6,779     |
| Other sorts . . . . . "  | 46       | 15      | 19      | 72      | 25      | 36,299    | 17,887    | 20,768    | 24,687    | 22,672    |
| Total Fruits and vegetables: dried, salted, etc. "   | 63       | 27      | 39      | 92      | 33      | 65,610    | 39,804    | 46,723    | 44,003    | 39,559    |
| Total Fruits and Vegetables . . . . . Value  | —        | —       | —       | —       | —       | 1,18,531  | 75,523    | 65,241    | 65,460    | 52,574    |
| FURNITURE AND CABINETWARE—<br>Bedsteads . . . . . "  | —        | —       | —       | —       | —       | 1,04,531  | 1,74,474  | 1,59,629  | 1,18,193  | 1,17,596  |
| Furniture of wood (other<br>than bedsteads) . . . "  | —        | —       | —       | —       | —       | 1,93,845  | 1,67,260  | 1,15,621  | 3,27,158  | 2,14,823  |
| Furniture of other materials<br>(other than bedsteads) . . . "   | —        | —       | —       | —       | —       | 4,36,390  | 2,78,125  | 5,89,862  | 6,09,928  | 10,10,877 |
| Mouldings . . . . . "  | —        | —       | —       | —       | —       | 23,943    | 6,525     | 18,735    | 6,017     | 11,834    |
| Total Furniture and Cabinetware . . . . . "  | —        | —       | —       | —       | —       | 8,38,709  | 6,26,384  | 8,83,847  | 10,61,296 | 13,55,130 |
| GELATINE . . . . . Cwts.   | 222      | 182     | 204     | 135     | 212     | 32,832    | 25,170    | 27,133    | 10,505    | 26,901    |
| GLASS AND GLASSWARE—<br>Beads and false pearls . . . Cwts.   | 25       | 41      | 92      | 39      | 19      | 9,265     | 7,647     | 12,478    | 10,541    | 7,417     |
| Bottles and phials—<br>Sodawater bottles . . . Gross   | 16,128   | 15,803  | 9,611   | 13,856  | 18,623  | 3,83,087  | 3,38,358  | 2,06,502  | 2,76,283  | 3,42,060  |
| Others . . . . . "   | 16,129   | 18,780  | 13,675  | 21,890  | 29,103  | 84,636    | 1,01,852  | 92,916    | 1,41,867  | 1,38,389  |
| Funnels, globes, and<br>glass parts of lamps . . . Value   | —        | —       | —       | —       | —       | 39,149    | 22,757    | 20,860    | 10,423    | 17,220    |
| Scientific glassware . . . "   | —        | —       | —       | —       | —       | 30,177    | 35,985    | 37,781    | 31,689    | 18,600    |
| Sheet and plate . . . Sq. Feet   | 912,721  | 913,263 | 704,598 | 777,821 | 710,166 | 3,30,393  | 3,05,817  | 2,80,570  | 3,14,922  | 3,02,381  |
| Tableware (including<br>decanters, etc.) . . . Value   | —        | —       | —       | —       | —       | 68,771    | 82,608    | 33,369    | 47,286    | 30,632    |
| Other glassware . . . . . "  | —        | —       | —       | —       | —       | 3,82,050  | 3,59,627  | 4,01,508  | 3,91,217  | 4,29,593  |
| Total Glass and Glassware . . . . . "  | —        | —       | —       | —       | —       | 13,30,523 | 12,00,951 | 10,86,034 | 12,35,178 | 12,86,292 |
| GLUE . . . . . Cwts.   | 5,821    | 4,343   | 4,442   | 4,475   | 7,460   | 1,25,849  | 1,01,016  | 96,018    | 90,010    | 1,49,226  |
| GRAIN, PULSE, AND<br>FLOUR— . . . . . Tons   | 53       | 36      | 45      | 310     | 34      | 12,139    | 8,147     | 12,678    | 35,897    | 30,052    |
| GRAPHITE CRUCIBLES . . . Cwts.   | 2,874    | 2,198   | 2,040   | 2,523   | 1,953   | 1,49,900  | 1,17,525  | 1,16,508  | 1,33,605  | 1,02,913  |
| GUMS AND RESINS—<br>Benjamin . . . . . "   | 12       | 845     | ..      | 30      | ..      | 720       | 33,080    | ..        | 1,530     | ..        |
| Dammer (Resins) . . . "  | 356      | ..      | 1,755   | 890     | 187     | 10,324    | 12        | 17,072    | 10,137    | 6,302     |
| Rosin . . . . . "  | 601      | 104     | 1,680   | 696     | 225     | 5,771     | 2,318     | 17,086    | 6,120     | 4,691     |
| Other sorts . . . . . "  | 5,442    | 3,608   | 4,880   | 5,633   | 4,102   | 2,12,716  | 99,987    | 1,77,819  | 1,91,134  | 1,62,787  |
| Total Gums and Resins . . . . . "  | 6,411    | 4,707   | 8,324   | 7,249   | 4,514   | 2,29,531  | 1,35,547  | 2,11,977  | 2,17,911  | 1,73,780  |

## No. 13—continued

## UNITED KINGDOM (including CHANNEL ISLANDS)—continued

## IMPORTS THEREFROM—continued

| ARTICLES   | QUANTITY |         |         |         |         | VALUE     |           |           |           |             |
|--|----------|---------|---------|---------|---------|-----------|-----------|-----------|-----------|-------------|
|  | 1931-32  | 1932-33 | 1933-34 | 1934-35 | 1935-36 | 1931-32   | 1932-33   | 1933-34   | 1934-35   | 1935-36     |
|  |          |         |         |         |         | £         | £         | £         | £         | £           |
| <b>HAIR AND MANUFACTURES OF HAIR—</b>  |          |         |         |         |         |           |           |           |           |             |
| Hair of all kinds . . . Cwts.  | 55       | 33      | 46      | 37      | 90      | 4,919     | 4,030     | 3,405     | 3,378     | 9,796       |
| Manufactures of hair, other than toilet requisites . . . Value               | —        | —       | —       | —       | —       | 3,074     | 11,330    | 18,319    | 24,067    | 32,292      |
| Total Hair and manufactures of hair . . . "                                  | —        | —       | —       | —       | —       | 7,993     | 15,360    | 22,224    | 27,445    | 42,088      |
| <b>HARDWARE, excluding CUTLERY AND ELECTROPLATED WARE—</b>                   |          |         |         |         |         |           |           |           |           |             |
| Agricultural implements . . . "  | —        | —       | —       | —       | —       | 4,30,397  | 5,58,650  | 5,32,777  | 1,22,982  | 1,01,165    |
| Buckets of tinned or galvanized iron . . . "                                 | —        | —       | —       | —       | —       | 44,675    | 20,532    | 17,911    | 24,189    | 12,504      |
| Builders' hardware, etc. . . "   | —        | —       | —       | —       | —       | 3,09,059  | 4,93,078  | 3,76,049  | 4,54,194  | 5,42,704    |
| Domestic . . . "   | —        | —       | —       | —       | —       | 2,44,209  | 2,13,592  | 2,41,481  | 2,39,876  | 2,46,422    |
| Enamelled ironware . . . "   | —        | —       | —       | —       | —       | 1,06,794  | 1,33,833  | 1,29,440  | 1,26,726  | 1,24,745    |
| Gas mantles . . . "  | —        | —       | —       | —       | —       | 36,533    | 30,670    | 67,744    | 58,792    | 39,324      |
| Implements and tools, other than agricultural implements, etc. . . "         | —        | —       | —       | —       | —       | 17,04,292 | 18,44,026 | 18,80,582 | 25,30,117 | 27,76,897   |
| Lamps, metal . . . No.   | 12,495   | 21,305  | 22,006  | 16,405  | 20,142  | 80,535    | 86,875    | 89,334    | 83,258    | 1,16,200    |
| Lamps, glass . . . "   | 268      | 123     | 128     | 90      | 6,003   | 1,494     | 1,047     | 543       | 15,500    | 5,302       |
| Parts of lamps other than glass . . . Value                                  | —        | —       | —       | —       | —       | 86,045    | 53,776    | 48,902    | 59,318    | 65,324      |
| Safes and strong boxes of metal . . . No.                                    | 537      | 144     | 87      | 143     | 522     | 23,114    | 22,626    | 11,326    | 17,804    | 38,410      |
| Stoves . . . "   | 28,982   | 17,427  | 9,428   | 16,171  | 18,432  | 1,09,608  | 69,014    | 70,936    | 80,010    | 91,755      |
| Other sorts . . . Value  | —        | —       | —       | —       | —       | 58,88,901 | 55,55,002 | 62,38,397 | 59,82,964 | 62,32,126   |
| Total Hardware, excluding Cutlery and Electroplated ware . . . "             | —        | —       | —       | —       | —       | 98,15,827 | 91,44,030 | 97,55,822 | 97,96,430 | 1,04,01,968 |
| <b>HIDES AND SKINS, RAW—</b>   |          |         |         |         |         |           |           |           |           |             |
| Hides, raw . . . { Tons  | 34       | 2       | 6       | 53      | 47      | 1,16,942  | 2,918     | 2,617     | 28,346    | 10,643      |
| { =No.   | —5,995   | —270    | —1,108  | —9,523  | —5,197  |           |           |           |           |             |
| Skins . . . { Tons   | 4        | ..      | 2       | 15      | 4       | 30,590    | 8,078     | 19,517    | 47,957    | 26,071      |
| { =No.   | —24,300  | —6,581  | —20,410 | —30,514 | —18,235 |           |           |           |           |             |
| Total Hides and Skins, Raw . . . { Tons                                      | 38       | 2       | 8       | 68      | 51      | 1,47,532  | 10,991    | 22,134    | 76,303    | 36,713      |
| { =No.   | —30,295  | —6,851  | —21,518 | —40,037 | —23,482 |           |           |           |           |             |
| HOPS . . . Cwts.   | 416      | 609     | 379     | 459     | 354     | 41,372    | 86,107    | 49,483    | 78,925    | 44,518      |
| <b>INSTRUMENTS, APPARATUS, AND APPLIANCES, AND PARTS THEREOF—</b>            |          |         |         |         |         |           |           |           |           |             |
| Electrical, including telegraph and telephone apparatus not being machinery— |          |         |         |         |         |           |           |           |           |             |
| Electric fans and parts thereof . . . Value                                  | —        | —       | —       | —       | —       | 10,50,805 | 13,19,518 | 12,77,197 | 16,49,775 | 22,82,164   |
| Electric wires and cables—   |          |         |         |         |         |           |           |           |           |             |
| Rubber, insulated . . . "  | —        | —       | —       | —       | —       | 17,77,369 | 16,30,755 | 21,28,651 | 23,49,295 | 20,37,916   |
| Insulations, other than rubber . . . "                                       | —        | —       | —       | —       | —       | 19,74,827 | 21,83,110 | 21,48,200 | 37,71,317 | 44,20,373   |
| Telegraph and telephone wires and cables . . . "                             | —        | —       | —       | —       | —       | 54,644    | 43,926    | 2,13,729  | 1,96,739  | 1,72,764    |
| Bars Copper wire (Electrolytic), etc. . . Cwts.                              | 13,831   | 7,683   | 4,722   | 13,135  | 15,763  | 5,39,129  | 2,76,157  | 1,98,662  | 4,61,451  | 4,87,171    |
| Telegraph and telephone instruments and apparatus . . . Value                | —        | —       | —       | —       | —       | 4,33,444  | 4,06,149  | 3,98,656  | 11,60,340 | 13,49,729   |

UNITED KINGDOM (including CHANNEL ISLANDS)—continued

IMPORTS THEREFROM—continued

| ARTICLES  | QUANTITY    |           |            |            |            | VALUE       |             |             |             |             |
|---|-------------|-----------|------------|------------|------------|-------------|-------------|-------------|-------------|-------------|
|   | 1931-32     | 1932-33   | 1933-34    | 1934-35    | 1935-36    | 1931-32     | 1932-33     | 1933-34     | 1934-35     | 1935-36     |
|   |             |           |            |            |            | £           | £           | £           | £           | £           |
| <b>INSTRUMENTS, APPARATUS, AND APPLIANCES, AND PARTS THEREOF—continued</b>                    |             |           |            |            |            |             |             |             |             |             |
| Electrical, including telegraph and telephone apparatus not being machinery—continued         |             |           |            |            |            |             |             |             |             |             |
| Electric lamps and parts thereof—   |             |           |            |            |            |             |             |             |             |             |
| Electric glow lamps—  |             |           |            |            |            |             |             |             |             |             |
| Gas-filled electric bulbs No.   | 556,017     | 686,890   | 855,112    | 997,775    | 1,254,225  | 7,21,161    | 8,11,169    | 8,70,210    | 9,57,823    | 11,53,604   |
| Vacuum electric bulbs   | 836,470     | 839,522   | 985,763    | 1,010,928  | 1,038,324  | 5,02,697    | 5,43,926    | 6,21,439    | 5,05,510    | 5,94,527    |
| Electric bulbs for automobiles  | 8,822       | 20,662    | 18,852     | 25,069     | 38,028     | 5,444       | 10,766      | 9,244       | 10,704      | 15,139      |
| Wireless valves   | 5,091       | 9,652     | 7,014      | 8,887      | 9,829      | 27,284      | 35,866      | 37,969      | 45,732      | 57,719      |
| Other sorts   | 25,422      | 30,308    | 54,916     | 217,401    | 10,316     | 58,960      | 60,274      | 48,024      | 81,604      | 60,899      |
| Parts and accessories of Electric lamps   | —           | —         | —          | —          | —          | 69,793      | 1,02,641    | 47,644      | 54,078      | 47,923      |
| Batteries   | —           | —         | —          | —          | —          | 1,99,610    | 3,56,557    | 2,08,240    | 1,75,451    | 1,93,469    |
| Carbons, electric (including furnace electrodes)  | —           | —         | —          | —          | —          | 2,16,887    | 2,71,416    | 2,26,188    | 1,10,667    | 88,997      |
| Accumulators (including parts)  | —           | —         | —          | —          | —          | 6,16,341    | 7,89,151    | 6,95,751    | 7,22,655    | 6,88,217    |
| Condensers, electric  | —           | —         | —          | —          | —          | 4,940       | 7,749       | 23,996      | 47,656      | 31,040      |
| Electric lighting accessories and fittings (including switches)                               | —           | —         | —          | —          | —          | 3,68,130    | 3,65,530    | 3,47,736    | 3,18,503    | 4,26,609    |
| Electric bell apparatus (not telegraphic or telephonic)                                       | —           | —         | —          | —          | —          | 1,678       | 6,151       | 11,713      | 16,007      | 17,466      |
| Electrical instruments (other than telegraphic and telephonic)—                               |             |           |            |            |            |             |             |             |             |             |
| Meters  | —           | —         | —          | —          | —          | 3,35,118    | 5,51,439    | 5,18,681    | 6,08,310    | 5,43,704    |
| Others  | —           | —         | —          | —          | —          | 78,596      | 1,07,209    | 1,68,651    | 1,65,238    | 4,46,128    |
| Electro-medical apparatus (including X-Ray apparatus)   | —           | —         | —          | —          | —          | 65,382      | 82,857      | 84,705      | 84,846      | 1,24,718    |
| Switch boards (other than telegraph and telephone)  | —           | —         | —          | —          | —          | 2,42,990    | 1,86,672    | 3,05,738    | 3,78,779    | 3,68,184    |
| Electrical goods and apparatus not enumerated   | —           | —         | —          | —          | —          | 21,38,177   | 21,52,307   | 19,71,559   | 23,04,048   | 20,58,634   |
| Total Electrical Instruments, including Telegraph and Telephone Apparatus not being machinery | —           | —         | —          | —          | —          | 1,15,28,256 | 1,21,50,695 | 1,30,52,597 | 1,62,44,223 | 1,75,02,184 |
| <b>Musical—</b>   |             |           |            |            |            |             |             |             |             |             |
| Pianos and Piano-players complete   | No. 32      | 27        | 34         | 46         | 51         | 14,177      | 18,554      | 18,080      | 36,288      | 23,151      |
| Talking machines and accessories—   |             |           |            |            |            |             |             |             |             |             |
| Talking machines  | 9,613       | 10,969    | 16,668     | 12,751     | 8,821      | 3,24,584    | 3,87,016    | 4,94,685    | 3,88,938    | 2,87,313    |
| Records   | 359,349     | 304,709   | 92,217     | 203,808    | 300,385    | 3,38,686    | 1,72,994    | 1,05,068    | 1,58,521    | 1,80,190    |
| Accessories   | —           | —         | —          | —          | —          | 3,70,977    | 5,42,524    | 7,33,070    | 7,61,663    | 7,50,670    |
| Other sorts, including parts of musical instruments   | —           | —         | —          | —          | —          | 1,06,781    | 2,43,882    | 1,97,425    | 1,76,459    | 2,02,063    |
| Total Instruments, Musical  | —           | —         | —          | —          | —          | 12,44,155   | 18,64,970   | 15,48,328   | 16,21,869   | 14,43,387   |
| <b>Optical</b>  | —           | —         | —          | —          | —          | 84,403      | 53,485      | 77,515      | 59,787      | 81,016      |
| <b>Photographic—</b>  |             |           |            |            |            |             |             |             |             |             |
| Cinematograph films—  |             |           |            |            |            |             |             |             |             |             |
| Raw Length in feet  | 3,150,500   | 5,618,792 | 7,785,016  | 19,648,136 | 27,520,275 | 1,28,645    | 1,99,400    | 3,08,437    | 7,00,577    | 8,60,827    |
| Exposed   | 895,656     | 1,311,100 | 2,407,528  | 1,850,514  | 2,408,066  | 1,76,902    | 3,27,965    | 6,07,201    | 5,82,108    | 7,70,541    |
| Total Cinematograph films   | 4,046,156   | 6,929,892 | 10,192,542 | 21,498,650 | 29,928,341 | 3,05,547    | 5,27,365    | 9,15,638    | 12,82,685   | 16,31,368   |
| Photographic, other than cinematograph films  | —           | —         | —          | —          | —          | 12,29,135   | 13,42,367   | 12,82,865   | 13,42,283   | 13,68,212   |
| Scientific  | —           | —         | —          | —          | —          | 8,82,274    | 9,37,817    | 9,89,570    | 10,53,953   | 10,38,072   |
| Surgical  | —           | —         | —          | —          | —          | 7,64,743    | 7,43,610    | 6,79,175    | 6,79,239    | 7,74,002    |
| Wireless apparatus  | —           | —         | —          | —          | —          | 6,63,455    | 6,89,572    | 5,71,971    | 4,70,122    | 10,48,701   |
| Other kinds   | —           | —         | —          | —          | —          | 16,24,101   | 14,71,274   | 15,64,840   | 20,67,708   | 21,18,021   |
| Total Instruments, Apparatus, and Appliances, and parts thereof                               | —           | —         | —          | —          | —          | 1,83,26,069 | 1,94,31,165 | 2,06,32,499 | 2,47,12,869 | 2,70,05,053 |
| <b>Ivory—</b>   |             |           |            |            |            |             |             |             |             |             |
| Unmanufactured  | Lbs. 79,240 | 68,536    | 44,704     | 12,640     | 8,394      | 5,50,795    | 4,06,188    | 2,48,210    | 68,485      | 43,016      |
| Manufactured  | —           | —         | —          | —          | —          | 5,324       | 178         | 1,444       | 1,031       | 1,563       |
| Total Ivory   | —           | —         | —          | —          | —          | 5,56,019    | 4,06,366    | 2,49,654    | 69,516      | 44,579      |

## No. 13—continued

## UNITED KINGDOM (including CHANNEL ISLANDS)—continued

## IMPORTS THEREFROM—continued

| ARTICLES   | QUANTITY      |               |               |               |              | VALUE     |           |           |           |           |
|--|---------------|---------------|---------------|---------------|--------------|-----------|-----------|-----------|-----------|-----------|
|  | 1931-32       | 1932-33       | 1933-34       | 1934-35       | 1935-36      | 1931-32   | 1932-33   | 1933-34   | 1934-35   | 1935-36   |
| <b>JEWELLERY, ALSO PLATE OF GOLD AND SILVER—</b>                           |               |               |               |               |              |           |           |           |           |           |
| Jewellery . . . . . Value  | —             | —             | —             | —             | —            | 12,93,232 | 29,43,461 | 1,91,736  | 5,96,455  | 6,24,333  |
| Plate of gold and silver . . . . .   | —             | —             | —             | —             | —            | 3,65,452  | 3,47,927  | 2,34,450  | 3,63,338  | 3,23,873  |
| Total Jewellery, also plate of gold and silver . . . . .                   | —             | —             | —             | —             | —            | 16,58,684 | 32,91,388 | 4,26,186  | 9,59,793  | 9,53,206  |
| <b>LEATHERS—</b>   |               |               |               |               |              |           |           |           |           |           |
| Hides, tanned or dressed . . . . .   | 4<br>=5,632   | 12<br>=5,049  | 3<br>=2,240   | 6<br>=2,076   | 2<br>=1,978  | 46,547    | 55,122    | 29,276    | 29,132    | 41,313    |
| Skins, tanned or dressed . . . . .   | 9<br>=27,962  | 12<br>=39,954 | 12<br>=33,939 | 19<br>=49,591 | 5<br>=16,958 |           |           |           |           |           |
| Total Hides and Skins, tanned or dressed . . . . .                         | 13<br>=33,594 | 24<br>=45,003 | 15<br>=36,088 | 25<br>=61,667 | 7<br>=18,936 | 1,34,549  | 1,59,904  | 1,59,893  | 1,82,185  | 1,01,923  |
| Unwrought . . . . . Cwts.  | 3,412         | 1,863         | 3,966         | 9,356         | 16,905       | 1,35,478  | 94,845    | 1,49,903  | 1,21,771  | 3,26,538  |
| Leather cloth (including artificial leather) . . . . . Sq. Yards           | 235,158       | 220,300       | 292,471       | 345,064       | 344,632      | 2,50,848  | 2,21,069  | 3,01,903  | 3,56,305  | 3,45,372  |
| <b>Manufactures (excluding boots and shoes and belting for machinery)—</b> |               |               |               |               |              |           |           |           |           |           |
| Bags and trunks . . . . . Cwts.  | 120           | 133           | 195           | 413           | 144          | 63,370    | 41,959    | 57,747    | 56,129    | 54,014    |
| Pickers Picking bands and straps . . . . .                                 | 2,435         | 2,673         | 2,863         | 3,502         | 3,922        | 3,76,571  | 4,07,140  | 4,23,721  | 5,21,265  | 5,90,393  |
| Roller skins . . . . .   | 1,936         | 2,137         | 1,469         | 1,611         | 1,700        | 4,36,100  | 4,53,738  | 3,19,621  | 3,48,791  | 3,53,307  |
| Saddlery and harness . . . . .   | 719           | 598           | 490           | 676           | 813          | 6,80,109  | 5,36,694  | 4,56,420  | 5,03,065  | 6,34,975  |
| Other sorts . . . . .  | 123           | 118           | 64            | 39            | 74           | 51,330    | 36,732    | 29,551    | 56,713    | 29,339    |
| Total Leather manufactures . . . . .                                       | 6,516         | 13,277        | 11,012        | 13,711        | 10,122       | 3,38,390  | 4,35,581  | 3,47,746  | 3,81,950  | 3,10,814  |
| Total Leather . . . . . Value  | 11,839        | 16,936        | 16,098        | 20,001        | 16,775       | 19,85,367 | 19,10,344 | 16,34,306 | 19,28,813 | 19,73,847 |
| <b>Liquors, including DISTILLED AND PERFUMED SPIRITS—</b>                  |               |               |               |               |              |           |           |           |           |           |
| <b>Ale, beer and porter—</b>   |               |               |               |               |              |           |           |           |           |           |
| Ale and beer—  |               |               |               |               |              |           |           |           |           |           |
| In bottle . . . . . Lq. Gals.  | 1,024,322     | 1,162,593     | 1,139,433     | 1,163,745     | 1,177,315    | 26,20,316 | 29,04,751 | 28,26,517 | 23,71,193 | 29,56,264 |
| „ bulk . . . . .   | 1,322,339     | 1,159,671     | 932,363       | 974,776       | 924,484      | 17,95,738 | 16,44,755 | 13,20,784 | 12,91,199 | 13,68,510 |
| Stout and porter—  |               |               |               |               |              |           |           |           |           |           |
| In bottle . . . . .  | 109,261       | 104,284       | 98,963        | 98,932        | 96,623       | 4,44,200  | 3,93,609  | 3,62,091  | 3,64,714  | 3,69,541  |
| „ bulk . . . . .   | 16,802        | 20,012        | 13,164        | 12,235        | 9,624        | 20,645    | 25,191    | 13,919    | 15,139    | 11,950    |
| Older and other fermented liquors . . . . .                                | 7,050         | 7,472         | 3,993         | 12,170        | 14,505       | 33,901    | 37,838    | 43,678    | 54,668    | 61,153    |
| <b>Spirit—</b>   |               |               |               |               |              |           |           |           |           |           |
| Brandy . . . . .   | 2,121         | 2,493         | 2,401         | 2,365         | 2,233        | 72,647    | 69,368    | 83,472    | 95,801    | 83,737    |
| Gin]. . . . .  | 74,708        | 82,195        | 86,122        | 88,655        | 85,117       | 6,63,094  | 7,06,176  | 7,54,593  | 7,74,162  | 7,43,436  |
| Liqueurs . . . . .   | 5,067         | 2,376         | 2,376         | 4,457         | 4,673        | 74,245    | 63,487    | 74,743    | 1,18,201  | 1,12,011  |
| Rum . . . . .  | 3,870         | 1,718         | 1,576         | 1,433         | 2,110        | 42,902    | 14,053    | 15,041    | 13,050    | 19,537    |
| Whisky . . . . .   | 314,320       | 339,732       | 334,519       | 334,574       | 352,429      | 62,70,309 | 54,62,947 | 56,11,755 | 55,70,237 | 59,13,923 |
| Spirit, present in drugs, medicinal, or chemicals . . . . .                | 46,353        | 39,494        | 49,133        | 50,635        | 53,345       | 14,06,143 | 13,03,433 | 15,42,349 | 16,01,145 | 16,47,353 |
| Spirit, perfumed . . . . .   | 2,544         | 2,573         | 2,966         | 3,326         | 3,752        | 2,36,192  | 2,53,191  | 3,36,123  | 3,94,363  | 4,48,749  |
| Other sorts . . . . .  | 14,157        | 13,915        | 13,025        | 16,957        | 13,303       | 5,47,014  | 5,66,450  | 5,20,149  | 6,50,355  | 6,89,731  |
| Total Spirit . . . . .   | 463,126       | 475,501       | 492,318       | 503,002       | 522,032      | 33,07,537 | 34,44,073 | 39,42,730 | 32,17,314 | 36,64,052 |

UNITED KINGDOM (including CHANNEL ISLANDS)—continued

IMPORTS THEREFROM—continued

| ARTICLES   | QUANTITY         |                  |                  |                  |                  | VALUE              |                    |                    |                    |                    |
|--|------------------|------------------|------------------|------------------|------------------|--------------------|--------------------|--------------------|--------------------|--------------------|
|  | 1931-32          | 1932-33          | 1933-34          | 1934-35          | 1935-36          | 1931-32            | 1932-33            | 1933-34            | 1934-35            | 1935-36            |
|  |                  |                  |                  |                  |                  | R                  | R                  | R                  | R                  | R                  |
| <b>LIQUORS, including DENATURED AND PERFUMED SPIRITS—continued</b>   |                  |                  |                  |                  |                  |                    |                    |                    |                    |                    |
| <b>Wines—</b>  |                  |                  |                  |                  |                  |                    |                    |                    |                    |                    |
| Champagne and other sparkling wines Liq. Gals.   | 1,322            | 1,245            | 944              | 1,355            | 969              | 37,012             | 37,730             | 26,720             | 33,239             | 24,182             |
| Port . . . . .   | 12,720           | 12,120           | 12,544           | 12,680           | 12,312           | 1,04,802           | 1,48,944           | 1,51,927           | 1,56,574           | 1,51,446           |
| Still red wines, other than Port . . . . .   | 8,820            | 9,006            | 8,731            | 8,592            | 8,265            | 66,212             | 82,368             | 71,369             | 75,086             | 74,637             |
| Sherry, Madeira, and Marsala . . . . .   | 15,754           | 15,917           | 21,634           | 20,345           | 23,287           | 2,49,597           | 2,43,263           | 3,36,958           | 3,05,786           | 3,55,093           |
| Still white wines, other than Sherry, Madeira, and Marsala, . . . . .  | 340              | 606              | 887              | 1,071            | 772              | 4,173              | 7,917              | 9,443              | 13,490             | 10,171             |
| Other sorts, including Vermouth, etc. . . . .  | 5,431            | 5,480            | 6,063            | 6,154            | 5,657            | 51,070             | 51,689             | 56,582             | 55,188             | 55,137             |
| <b>Total Wines . . . . .</b>   | <b>44,387</b>    | <b>44,374</b>    | <b>50,803</b>    | <b>50,203</b>    | <b>51,262</b>    | <b>5,74,435</b>    | <b>6,71,906</b>    | <b>6,52,999</b>    | <b>6,30,303</b>    | <b>6,70,666</b>    |
| <b>Total Liquors . . . . .</b>   | <b>2,037,836</b> | <b>2,974,512</b> | <b>2,736,407</b> | <b>2,815,113</b> | <b>2,796,350</b> | <b>1,38,01,770</b> | <b>1,40,27,173</b> | <b>1,41,63,718</b> | <b>1,44,54,140</b> | <b>1,51,03,136</b> |
| <b>MACHINERY AND MILLWORK—</b>   |                  |                  |                  |                  |                  |                    |                    |                    |                    |                    |
| <b>Prime-movers (other than electrical)—</b>   |                  |                  |                  |                  |                  |                    |                    |                    |                    |                    |
| Locomotives (excluding those for Railways)—  |                  |                  |                  |                  |                  |                    |                    |                    |                    |                    |
| Oil Engines . . . . . No.  | 28               | 29               | 17               | 27               | 32               | 1,56,587           | 1,65,167           | 49,272             | 1,00,951           | 2,00,111           |
| Parts of Oil engines Value   | —                | —                | —                | —                | —                | 51,664             | 24,566             | 70,539             | 91,086             | 23,757             |
| Steam Engines . . . . . No.  | 38               | 20               | 12               | 19               | 32               | 4,51,052           | 1,79,030           | 74,173             | 1,51,887           | 4,34,876           |
| Parts of steam engines . . . . . Value   | —                | —                | —                | —                | —                | 3,76,184           | 4,32,054           | 3,06,927           | 5,16,306           | 4,80,983           |
| Railway locomotive engines and tenders and parts . . . . .   | —                | —                | —                | —                | —                | 40,53,435          | 25,51,419          | 33,62,444          | 34,98,021          | 46,98,047          |
| Others . . . . .   | —                | —                | —                | —                | —                | 14,146             | 77,212             | 90,828             | 1,64,384           | 1,36,815           |
| Other than locomotives—  |                  |                  |                  |                  |                  |                    |                    |                    |                    |                    |
| Gas Engines . . . . . No.  | 9                | 15               | 22               | 20               | 17               | 28,723             | 57,769             | 37,137             | 70,180             | 70,766             |
| Parts of gas engines Value   | —                | —                | —                | —                | —                | 62,323             | 56,557             | 56,694             | 15,303             | 63,701             |
| Oil Engines (a) . . . . . No.  | 1,413            | 1,801            | 1,697            | 2,093            | —                | 31,17,094          | 29,75,810          | 33,39,146          | 43,21,318          | —                  |
| Oil Engines for marine purposes (b) . . . . .  | —                | —                | —                | —                | 53               | —                  | —                  | —                  | —                  | 4,01,080           |
| Oil Engines for others (b) . . . . .   | —                | —                | —                | —                | 2,488            | —                  | —                  | —                  | —                  | 89,64,026          |
| Parts of Oil engines Value   | —                | —                | —                | —                | —                | 3,47,809           | 9,60,100           | 9,63,150           | 11,00,763          | 11,53,592          |
| Steam Engines . . . . . No.  | 62               | 34               | 112              | 64               | 63               | 5,31,512           | 2,09,987           | 5,91,798           | 3,16,123           | 2,89,902           |
| Parts of steam engines Value   | —                | —                | —                | —                | —                | 5,19,425           | 3,04,659           | 3,19,556           | 3,32,003           | 5,66,725           |
| Others . . . . .   | —                | —                | —                | —                | —                | 5,29,060           | 69,630             | 3,68,750           | 7,48,823           | 2,76,360           |
| <b>Total Prime-movers (other than Electrical) . . . . .</b>  | <b>—</b>         | <b>—</b>         | <b>—</b>         | <b>—</b>         | <b>—</b>         | <b>1,07,39,109</b> | <b>81,21,866</b>   | <b>96,30,220</b>   | <b>1,15,43,153</b> | <b>1,27,61,641</b> |
| <b>Electrical machinery of all kinds, not including instruments, apparatus, and appliances, and parts thereof—</b> |                  |                  |                  |                  |                  |                    |                    |                    |                    |                    |
| Control and Switch Gear . . . . .  | —                | —                | —                | —                | —                | 20,91,866          | 21,69,204          | 19,79,420          | 32,59,078          | 33,55,301          |
| Generators, alternators, and dynamos . . . . .   | —                | —                | —                | —                | —                | 31,89,465          | 16,93,716          | 8,63,235           | 12,72,931          | 15,83,533          |
| Motors . . . . .   | —                | —                | —                | —                | —                | 22,02,713          | 15,64,571          | 16,69,948          | 20,64,493          | 23,91,783          |
| Transformers . . . . .   | —                | —                | —                | —                | —                | 7,01,554           | 14,04,802          | 9,04,033           | 10,41,206          | 13,89,173          |
| Turbo-generating sets . . . . .  | —                | —                | —                | —                | —                | 2,57,581           | 3,27,088           | 1,60,938           | 2,62,883           | 4,36,491           |
| Other kinds . . . . .  | —                | —                | —                | —                | —                | 53,08,997          | 48,40,273          | 30,16,255          | 42,77,076          | 46,29,907          |
| <b>Total Electrical machinery, etc. . . . .</b>  | <b>—</b>         | <b>—</b>         | <b>—</b>         | <b>—</b>         | <b>—</b>         | <b>1,50,07,176</b> | <b>1,20,80,744</b> | <b>86,02,829</b>   | <b>1,21,78,517</b> | <b>1,37,30,248</b> |
| <b>Machinery, not being prime-movers or electrical machinery—</b>  |                  |                  |                  |                  |                  |                    |                    |                    |                    |                    |
| Aerated water making machinery . . . . .   | —                | —                | —                | —                | —                | 58,902             | 45,244             | 54,044             | 27,649             | 23,351             |
| Agricultural machinery—  |                  |                  |                  |                  |                  |                    |                    |                    |                    |                    |
| Agricultural tractors and parts . . . . .  | —                | —                | —                | —                | —                | 22,979             | 35,616             | 67,820             | 71,374             | 44,750             |
| Ploughs and parts . . . . .  | —                | —                | —                | —                | —                | 74,196             | 23,107             | 1,15,114           | 2,23,381           | 64,124             |
| Other sorts . . . . .  | —                | —                | —                | —                | —                | 69,160             | 1,36,296           | 2,00,127           | 2,20,622           | 1,91,715           |
| Boilers . . . . .  | —                | —                | —                | —                | —                | 47,18,144          | 41,03,175          | 59,12,890          | 38,40,906          | 58,31,470          |
| Foot and shoe manufacturing machinery . . . . .  | —                | —                | —                | —                | —                | 3,731              | 29,566             | 21,191             | 49,191             | 86,252             |
| Leather tanning and curing machinery . . . . .   | —                | —                | —                | —                | —                | 43,677             | 34,938             | 23,798             | 81,403             | 56,761             |
| Metal working machinery (excluding machine tools) . . . . .  | —                | —                | —                | —                | —                | 13,64,647          | 10,48,719          | 11,91,382          | 9,52,164           | 12,36,956          |

(a) Subdivided into two heads from 1935-36.  
 (b) Separately recorded from 1935-36.

No. 13—continued

## UNITED KINGDOM (including CHANNEL ISLANDS)—continued

## IMPORTS THEREFROM—continued

| ARTICLES   | QUANTITY      |               |               |               |               | VALUE              |                    |                    |                    |                    |
|--|---------------|---------------|---------------|---------------|---------------|--------------------|--------------------|--------------------|--------------------|--------------------|
|  | 1931-32       | 1932-33       | 1933-34       | 1934-35       | 1935-36       | 1931-32            | 1932-33            | 1933-34            | 1934-35            | 1935-36            |
|  |               |               |               |               |               | £                  | £                  | £                  | £                  | £                  |
| <b>MACHINERY AND MILLWORK—</b><br><i>continued</i>                               |               |               |               |               |               |                    |                    |                    |                    |                    |
| Machinery not being<br>prime-movers or<br>electrical machinery— <i>continued</i> |               |               |               |               |               |                    |                    |                    |                    |                    |
| Mining machinery—<br>Coal . . . . . Value  | —             | —             | —             | —             | —             | 1,84,504           | 2,78,808           | 2,94,619           | 1,52,157           | 1,59,505           |
| Other sorts . . . . .  | —             | —             | —             | —             | —             | 87,10,228          | 22,08,017          | 18,50,380          | 18,85,458          | 14,66,486          |
| <b>Total Mining machinery . . . . .</b>  | —             | —             | —             | —             | —             | <b>88,94,732</b>   | <b>25,78,223</b>   | <b>21,44,949</b>   | <b>19,87,615</b>   | <b>16,26,991</b>   |
| Oil crushing and<br>refining machinery . . . . .                                 | —             | —             | —             | —             | —             | 18,08,239          | 12,00,954          | 18,49,389          | 11,64,898          | 9,11,027           |
| Paper mill machinery . . . . .   | —             | —             | —             | —             | —             | 5,88,840           | 4,85,060           | 8,56,362           | 7,55,109           | 5,84,837           |
| Pumping machinery(a) . . . . .   | —             | —             | —             | —             | —             | —                  | —                  | 13,44,582          | 20,43,512          | 20,51,508          |
| Refrigerating machinery . . . . .  | —             | —             | —             | —             | —             | 1,05,829           | 1,16,058           | 1,05,879           | 2,49,574           | 3,01,176           |
| Rice and flour mill<br>machinery . . . . .                                       | —             | —             | —             | —             | —             | 5,20,197           | 3,55,061           | 8,57,516           | 5,51,395           | 4,09,252           |
| Saw mill and wood-<br>working machinery . . . . .                                | —             | —             | —             | —             | —             | 2,27,447           | 2,22,179           | 2,37,769           | 2,61,032           | 4,03,173           |
| Sewing and knitting<br>machines and parts<br>thereof—                            |               |               |               |               |               |                    |                    |                    |                    |                    |
| Sewing and knit-<br>ting machines . No.  | 82,346        | 27,888        | 39,804        | 62,667        | 60,251        | 34,78,724          | 29,17,217          | 31,82,705          | 58,43,573          | 47,23,638          |
| Parts of sewing and<br>knitting machines<br>and accessories Value                | —             | —             | —             | —             | —             | 3,13,287           | 2,50,623           | 3,57,372           | 4,60,958           | 5,47,915           |
| Sugar machinery . . . . .  | —             | —             | —             | —             | —             | 26,22,991          | 91,48,018          | 1,95,87,559        | 78,60,509          | 49,70,531          |
| Tea machinery . . . . .  | —             | —             | —             | —             | —             | 9,76,381           | 19,79,487          | 10,23,155          | 19,95,974          | 9,50,985           |
| Textile machinery—<br>Cotton—  |               |               |               |               |               |                    |                    |                    |                    |                    |
| Bleaching and<br>dyeing machinery . . . . .                                      | —             | —             | —             | —             | —             | 2,32,926           | 2,11,008           | 1,90,992           | 1,11,026           | 1,70,142           |
| Printing machinery . . . . .   | —             | —             | —             | —             | —             | 19,166             | 92,615             | 41,032             | 1,02,994           | 1,26,324           |
| Spinning machinery . . . . .   | —             | —             | —             | —             | —             | 97,51,310          | 1,08,26,743        | 98,31,447          | 1,26,60,457        | 94,00,167          |
| Weaving machinery . . . . .  | —             | —             | —             | —             | —             | 60,15,922          | 60,97,396          | 55,91,764          | 56,92,072          | 49,25,065          |
| Other sorts . . . . .  | —             | —             | —             | —             | —             | 7,15,858           | 11,81,179          | 13,46,328          | 24,00,374          | 16,87,684          |
| <b>Total Cotton machinery . . . . .</b>  | —             | —             | —             | —             | —             | <b>1,67,35,177</b> | <b>1,84,08,936</b> | <b>1,65,01,568</b> | <b>2,09,66,923</b> | <b>1,63,09,382</b> |
| Jute . . . . .   | —             | —             | —             | —             | —             | 31,55,574          | 35,13,322          | 31,82,509          | 52,80,007          | 1,01,97,299        |
| Shuttles (excluding<br>those for sewing<br>machines) . . . . .                   | —             | —             | —             | —             | —             | 6,55,617           | 5,93,723           | 4,93,350           | 6,18,297           | 5,82,026           |
| Wool machinery . . . . .   | —             | —             | —             | —             | —             | 1,07,138           | 2,46,144           | 2,93,620           | 1,62,600           | 3,41,300           |
| Other sorts . . . . .  | —             | —             | —             | —             | —             | 7,12,499           | 8,96,168           | 8,75,476           | 12,14,944          | 9,23,441           |
| <b>Total Textile machinery . . . . .</b>   | —             | —             | —             | —             | —             | <b>2,13,76,005</b> | <b>2,36,58,793</b> | <b>2,13,26,516</b> | <b>2,82,42,771</b> | <b>2,83,53,448</b> |
| Typewriters—<br>Typewriters . No.  | 244           | 241           | 782           | 219           | 429           | 31,842             | 34,737             | 1,05,580           | 27,759             | 65,516             |
| Parts and acces-<br>sories . Value   | —             | —             | —             | —             | —             | 34,994             | 60,665             | 83,059             | 81,634             | 80,727             |
| Other sorts of ma-<br>chinery excluding<br>printing machinery . . . . .          | —             | —             | —             | —             | —             | 92,28,291          | 98,97,167          | 89,64,775          | 1,12,76,019        | 1,23,93,133        |
| <b>Total Machinery and<br/>Millwork . . . . .</b>                                | —             | —             | —             | —             | —             | <b>7,78,18,410</b> | <b>7,81,21,504</b> | <b>8,78,47,384</b> | <b>9,14,80,181</b> | <b>9,25,51,881</b> |
| <b>MANURES—</b>  |               |               |               |               |               |                    |                    |                    |                    |                    |
| Nitrogenous—<br>Nitrate of Soda . Tons   | 447           | 297           | 529           | 603           | 626           | 57,016             | 38,039             | 64,541             | 63,538             | 62,121             |
| Sulphate of<br>Ammonia . . . . .   | 16,148        | 36,037        | 28,956        | 40,085        | 46,100        | 19,78,174          | 36,73,721          | 26,23,622          | 39,22,340          | 45,41,045          |
| Others . . . . .   | ..            | ..            | 283           | 291           | 23            | ..                 | ..                 | 38,029             | 38,055             | 2,180              |
| Potassic—<br>Muriate of potash . . . . .   | ..            | ..            | 50            | ..            | 100           | 16                 | 27                 | 6,542              | ..                 | 10,133             |
| Others . . . . .   | ..            | 141           | 40            | 346           | 20            | 6                  | 23,060             | 7,197              | 42,110             | 2,500              |
| Phosphatic<br>Compounds—<br>Ammonium Phos-<br>phate . . . . .                    | 136           | 71            | 1,226         | 124           | 1,089         | 9,204              | 10,444             | 1,09,588           | 18,589             | 2,23,176           |
| Other kinds of<br>manures . . . . .  | 3             | 754           | 3,778         | 6,084         | 4,704         | 1,030              | 1,30,395           | 5,60,044           | 10,18,384          | 6,32,334           |
| <b>Total Manures . . . . .</b>   | <b>230</b>    | <b>191</b>    | <b>2,600</b>  | <b>347</b>    | <b>524</b>    | <b>33,925</b>      | <b>35,893</b>      | <b>4,03,755</b>    | <b>45,881</b>      | <b>65,040</b>      |
| <b>Total Manures . . . . .</b>   | <b>10,964</b> | <b>37,491</b> | <b>37,549</b> | <b>48,480</b> | <b>53,786</b> | <b>19,74,371</b>   | <b>39,11,519</b>   | <b>40,78,309</b>   | <b>51,49,347</b>   | <b>55,89,129</b>   |

(a) Separately shown from 1933-34.



UNITED KINGDOM (including CHANNEL ISLANDS)—continued

IMPORTS THEREFROM—continued

| ARTICLES  | QUANTITY |         |         |         |         | VALUE     |           |           |           |           |
|---|----------|---------|---------|---------|---------|-----------|-----------|-----------|-----------|-----------|
|   | 1931-32  | 1932-33 | 1933-34 | 1934-35 | 1935-36 | 1931-32   | 1932-33   | 1933-34   | 1934-35   | 1935-36   |
|   |          |         |         |         |         | £         | £         | £         | £         | £         |
| MATCHES . Gross of boxes                                    | 2,824    | 1,906   | 3,182   | 2,145   | 2,167   | 8,481     | 5,909     | 10,478    | 6,434     | 6,186     |
| <b>METALS AND ORES—</b>                                     |          |         |         |         |         |           |           |           |           |           |
| Aluminium—  |          |         |         |         |         |           |           |           |           |           |
| Unwrought (ingots, blocks, bars) . Cwts.                    | 16       | 55      | 75      | 96      | 143     | 1,266     | 4,301     | 4,983     | 6,559     | 8,009     |
| Wrought—  |          |         |         |         |         |           |           |           |           |           |
| Circles . . . . .   | 8,600    | 7,951   | 16,778  | 19,970  | 15,637  | 6,38,877  | 7,09,419  | 13,51,472 | 13,17,022 | 11,12,493 |
| Sheets . . . . .  | 309      | 1,173   | 1,328   | 1,567   | 2,136   | 24,336    | 87,435    | 90,992    | 1,03,732  | 1,50,757  |
| Other manufactures . . .                                    | 882      | 1,341   | 2,562   | 3,211   | 2,141   | 86,406    | 1,48,326  | 2,91,239  | 2,31,196  | 2,10,159  |
| Total Aluminium . . .                                       | 9,807    | 10,520  | 20,743  | 24,844  | 20,057  | 7,50,885  | 9,44,981  | 17,47,630 | 17,09,109 | 14,82,013 |
| Antifriction metal . . .                                    | 3,673    | 2,978   | 3,730   | 4,608   | 2,335   | 1,08,316  | 1,62,744  | 2,55,588  | 3,78,705  | 2,03,573  |
| Brass, Bronze, and similar alloys and manufactures thereof— |          |         |         |         |         |           |           |           |           |           |
| Unwrought . . . . .   | 383      | 2,907   | 71      | 1,123   | 1,713   | 12,988    | 73,522    | 4,186     | 27,556    | 42,854    |
| Wrought—  |          |         |         |         |         |           |           |           |           |           |
| Mixed or yellow metal, for sheathing . . .                  | 71,334   | 150,091 | 156,345 | 209,679 | 92,799  | 28,39,821 | 46,63,209 | 46,03,122 | 54,51,749 | 24,62,035 |
| Rods . . . . .  | 2,785    | 2,378   | 5,196   | 6,447   | 5,362   | 93,164    | 79,072    | 1,48,381  | 1,88,096  | 1,73,777  |
| Sheets . . . . .  | 2,964    | 3,489   | 2,133   | 454     | 290     | 1,09,305  | 1,20,123  | 68,032    | 20,875    | 10,051    |
| Tubes . . . . .   | 87       | 117     | 177     | 320     | 168     | 7,803     | 10,557    | 14,370    | 23,695    | 15,869    |
| Wire . . . . .  | 211      | 160     | 502     | 671     | 849     | 11,930    | 8,148     | 22,689    | 29,571    | 41,239    |
| Other sorts . . . . .                                       | 4,166    | 14,239  | 6,360   | 7,358   | 4,802   | 4,33,148  | 6,00,945  | 4,42,933  | 4,54,705  | 3,33,316  |
| Total Brass, etc. . . .                                     | 82,430   | 173,441 | 170,784 | 226,052 | 106,049 | 33,08,171 | 55,55,576 | 53,03,713 | 61,06,337 | 30,25,141 |
| Copper—   |          |         |         |         |         |           |           |           |           |           |
| Old, for re-manufacture . . . . .                           | 60       | 827     | 1,301   | 26      | 1,595   | 2,332     | 24,542    | 34,152    | 629       | 33,076    |
| Unwrought—  |          |         |         |         |         |           |           |           |           |           |
| Tiles, ingots, cakes, bricks and slabs . . .                | 2,960    | 4,771   | 4,947   | 10,481  | 6,395   | 1,20,505  | 1,50,564  | 1,56,537  | 2,50,208  | 1,61,389  |
| Other sorts . . . . .                                       | ..       | ..      | ..      | 41      | ..      | ..        | ..        | ..        | 1,744     | ..        |
| Wrought—  |          |         |         |         |         |           |           |           |           |           |
| Braziers . . . . .  | ..       | ..      | 628     | ..      | ..      | ..        | ..        | 22,185    | ..        | ..        |
| Rods . . . . .  | 13,409   | 2,230   | 3,074   | 5,112   | 3,583   | 5,30,124  | 87,759    | 1,01,659  | 1,73,759  | 1,29,286  |
| Sheets . . . . .  | 44,465   | 66,295  | 103,334 | 180,140 | 94,078  | 10,04,185 | 25,06,664 | 34,59,630 | 53,35,667 | 27,66,808 |
| Tubes . . . . .   | 1,045    | 526     | 488     | 844     | 748     | 53,831    | 27,575    | 30,819    | 49,001    | 44,460    |
| Wire, excluding wire of telegraph and telephone . . .       | 1,977    | 251     | 1,329   | 1,848   | 1,232   | 84,398    | 12,612    | 47,590    | 69,960    | 47,738    |
| Other manufactures . . .                                    | 3,383    | 2,915   | 2,510   | 4,381   | 4,511   | 1,73,448  | 1,64,811  | 1,41,805  | 2,39,926  | 2,47,736  |
| Total Copper (excluding ore) . . .                          | 67,299   | 77,815  | 119,607 | 202,873 | 112,142 | 28,68,823 | 29,74,527 | 39,94,377 | 61,26,894 | 34,31,153 |
| Ferro Alloys . . . . . Tons                                 | 86       | 25      | 76      | 122     | 244     | 16,454    | 24,572    | 16,536    | 29,178    | 48,448    |
| German-silver (including nickel silver) . . Cwts.           | 2,173    | 3,381   | 3,988   | 3,164   | 6,731   | 1,55,493  | 2,41,889  | 2,60,452  | 2,02,125  | 3,65,552  |
| Iron—   |          |         |         |         |         |           |           |           |           |           |
| Pig . . . . . Tons  | 331      | 746     | 1,964   | 1,587   | 1,730   | 26,713    | 55,275    | 1,45,288  | 1,08,530  | 1,31,182  |
| Manufactures—   |          |         |         |         |         |           |           |           |           |           |
| Angle and tee, bolt and rod . . . . .                       | 71       | 861     | 319     | 53      | 11      | 19,057    | 84,378    | 34,102    | 8,997     | 2,031     |
| Bars and channel . . . .                                    | 430      | 353     | 415     | 731     | 399     | 1,17,231  | 1,07,456  | 1,03,128  | 1,94,574  | 96,155    |
| Rice-bowls . . . . .  | 107      | 96      | 65      | 21      | 89      | 39,347    | 34,227    | 19,331    | 5,308     | 8,278     |
| Total Iron (excluding ore) . . .                            | 939      | 2,056   | 2,763   | 2,342   | 2,169   | 1,95,848  | 2,31,330  | 3,01,849  | 3,17,409  | 2,37,640  |
| Steel—  |          |         |         |         |         |           |           |           |           |           |
| Angle and tee . . . . .                                     | 4,522    | 4,230   | 4,317   | 5,292   | 10,520  | 5,74,733  | 4,81,107  | 5,22,989  | 6,42,432  | 12,23,107 |
| Spring . . . . .  | 573      | 490     | 50      | 131     | 249     | 88,008    | 66,364    | 10,140    | 16,524    | 29,324    |
| Bars (other than cast steel) (a) . . . . .                  | 10,998   | 11,547  | 14,953  | 18,159  | —       | 15,73,728 | 15,16,191 | 19,76,719 | 26,85,269 | —         |
| Bars under 1/2" square or round (b) . . . . .               | —        | —       | —       | —       | 2,189   | —         | —         | —         | —         | 2,67,896  |
| Bars, all others (b) . . . .                                | —        | —       | —       | —       | 19,571  | —         | —         | —         | —         | 30,00,236 |
| Cast—   |          |         |         |         |         |           |           |           |           |           |
| Tool steel—   |          |         |         |         |         |           |           |           |           |           |
| High speed . . . . .  | 128      | 186     | 171     | 154     | 139     | 1,19,783  | 1,63,978  | 1,45,778  | 1,11,647  | 83,241    |
| Carbon . . . . .  | 175      | 85      | 77      | 100     | 159     | 73,738    | 38,881    | 37,638    | 29,000    | 56,797    |
| Cast steel bars . . . . .                                   | 123      | 237     | 453     | 769     | 240     | 58,558    | 1,48,892  | 2,75,950  | 3,20,949  | 80,646    |
| Other cast steel . . . . .                                  | 53       | 143     | 122     | 133     | 2       | 13,436    | 47,493    | 36,047    | 44,575    | 668       |
| Ingots, blooms, billets, and slabs . . . .                  | 938      | 1,131   | 1,473   | 877     | 778     | 1,21,764  | 1,33,488  | 1,62,523  | 1,04,181  | 93,501    |
| Total Steel . . . . .                                       | 17,560   | 18,060  | 21,621  | 25,615  | 38,847  | 26,18,748 | 25,96,339 | 31,67,778 | 39,58,577 | 48,35,966 |

(a) Sub-divided into two heads from 1935-36.  
 (b) Separately recorded from 1935-36.



UNITED KINGDOM (including CHANNEL ISLANDS)—*continued*

IMPORTS THEREFROM—*continued*

| ARTICLES   | QUANTITY  |           |           |           |           | VALUE       |             |             |             |             |
|--|-----------|-----------|-----------|-----------|-----------|-------------|-------------|-------------|-------------|-------------|
|  | 1931-32   | 1932-33   | 1933-34   | 1934-35   | 1935-36   | 1931-32     | 1932-33     | 1933-34     | 1934-35     | 1935-36     |
| <b>METALS AND ORES—<i>concluded</i></b>                                    |           |           |           |           |           | £           | £           | £           | £           | £           |
| Metals, unenumerated . Cwts.   | 11,411    | 16,181    | 10,415    | 7,417     | 7,894     | 5,38,608    | 6,25,378    | 5,28,471    | 4,74,448    | 5,00,021    |
| Ores, unenumerated . Tons  | 77        | 52        | 17        | 84        | 60        | 17,099      | 9,476       | 8,658       | 5,708       | 4,162       |
| Total Metals (excluding ores) . . . . .                                    | 177,445   | 159,100   | 187,572   | 210,284   | 231,458   | 4,33,31,387 | 3,92,14,860 | 4,58,94,241 | 5,37,66,608 | 5,14,69,121 |
| Total Ores . . . . .   | 77        | 54        | 234       | 211       | 147       | 17,099      | 10,119      | 68,292      | 53,285      | 27,080      |
| Total Metals and Ores . . . . .  | 177,522   | 159,154   | 187,806   | 210,495   | 231,605   | 4,33,38,486 | 3,92,24,979 | 4,59,62,533 | 5,38,19,893 | 5,14,96,201 |
| <b>MICA—</b>   |           |           |           |           |           |             |             |             |             |             |
| In Blocks . . . Cwts.  | 124       | 42        | 79        | 0         | 32        | 17,405      | 10,880      | 12,878      | 8,594       | 2,359       |
| In Splittings . . . . .  | 144       | 32        | 2         | 121       | 1         | 9,988       | 3,267       | 793         | 25,241      | 2,317       |
| Total Mica . . . . .   | 268       | 74        | 81        | 121       | 33        | 27,393      | 14,147      | 13,671      | 28,835      | 4,676       |
| <b>OILS—</b>   |           |           |           |           |           |             |             |             |             |             |
| Animal—  |           |           |           |           |           |             |             |             |             |             |
| Fish oil (a) . . . Gals.   | 102,503   | 163,305   | 98,519    | —         | —         | 1,33,005    | 1,78,900    | 1,00,749    | —           | —           |
| Fish or whale oil hardened . Cwts.   | —         | —         | —         | —         | 137       | —           | —           | —           | —           | 2,258       |
| Others (b) . . . Gals.   | —         | —         | —         | 75,259    | 64,039    | —           | —           | —           | 84,068      | 79,637      |
| Other kinds . . . . .  | 2,223     | 1,978     | 1,430     | 3,176     | 1,272     | 5,190       | 4,737       | 4,471       | 9,556       | 5,764       |
| Essential—   |           |           |           |           |           |             |             |             |             |             |
| Synthetic . . . . .  | 66        | 1,528     | 1,430     | 1,585     | 3,063     | 2,230       | 13,492      | 35,799      | 43,171      | 91,960      |
| Natural—   |           |           |           |           |           |             |             |             |             |             |
| Cloves . . . . .   | —         | 37        | 238       | 61        | 714       | —           | 1,143       | 6,918       | 9,832       | 18,763      |
| Eucalyptus . . . . .   | 542       | 675       | 1,110     | 1,477     | 1,143     | 13,832      | 13,126      | 22,691      | 29,734      | 20,579      |
| Lemon . . . . .  | 944       | 928       | 939       | 1,400     | 2,122     | 28,960      | 27,074      | 26,383      | 35,155      | 65,617      |
| Other sorts . . . . .  | 3,592     | 4,408     | 4,083     | 5,440     | 3,486     | 1,28,869    | 1,06,040    | 1,00,666    | 1,22,739    | 1,17,227    |
| Total Essential oils . . . . .   | 5,144     | 7,576     | 7,860     | 10,263    | 10,528    | 1,73,891    | 1,60,845    | 1,92,372    | 2,40,681    | 3,14,146    |
| Mineral—   |           |           |           |           |           |             |             |             |             |             |
| Fuel oils . . . . .  | 191,395   | 14,940    | 80,955    | 32,378    | 42        | 84,770      | 2,503       | 33,023      | 6,201       | 69          |
| Lubricating oils—  |           |           |           |           |           |             |             |             |             |             |
| Batching oils . . . . .  | —         | —         | 58,757    | 1,805,598 | 758,110   | —           | —           | 31,814      | 6,83,079    | 3,12,072    |
| Other Lubricating oils . . . . .   | 1,514,518 | 1,638,948 | 2,348,051 | 2,967,166 | 2,332,376 | 26,70,959   | 20,89,591   | 25,54,908   | 23,13,005   | 23,56,103   |
| Paints, solutions and compositions, dangerous flashing below 70°F. . . . . | 5,320     | 11,095    | 30,425    | 37,305    | 38,110    | 46,113      | 1,03,985    | 2,26,749    | 2,92,559    | 2,48,893    |
| White Oil . . . . .  | 776       | 102,615   | 501       | 45        | 279       | 758         | 97,474      | 918         | 89          | 566         |
| Other kinds . . . . .  | 98,718    | 331,908   | 215,638   | 120,879   | 86,802    | 1,89,143    | 4,48,013    | 1,48,508    | 1,61,100    | 1,35,309    |
| Total Mineral oils . . . . .   | 1,810,727 | 2,099,506 | 2,734,927 | 3,863,366 | 3,210,719 | 29,31,743   | 27,36,626   | 29,91,820   | 34,56,033   | 30,63,012   |
| Mineral greases (including petroleum jelly) . . . Lbs.                     | 909,445   | 1,163,291 | 1,939,742 | 1,800,059 | 1,036,294 | 2,15,939    | 2,45,921    | 3,59,376    | 3,62,041    | 3,24,395    |
| Turkey Red Oil . . . Gals.   | 2         | 4         | —         | 25        | 618       | 10          | 6           | —           | 51          | 1,111       |
| <b>Vegetable, non-essential—</b>   |           |           |           |           |           |             |             |             |             |             |
| Linseed . . . . .  | 172,117   | 172,409   | 151,599   | 157,875   | 135,283   | 4,81,167    | 4,39,758    | 3,90,326    | 3,88,590    | 3,25,138    |
| Other sorts . . . . .  | 38,935    | 15,801    | 28,350    | 7,562     | 10,752    | 49,642      | 23,416      | 36,378      | 16,100      | 22,970      |
| Total Oils, vegetable, non-essential . . . . .                             | 211,052   | 188,210   | 177,949   | 165,437   | 146,014   | 5,30,809    | 4,63,174    | 4,26,704    | 4,04,690    | 3,48,168    |
| Total Oils . Value   | —         | —         | —         | —         | —         | 39,81,137   | 37,90,296   | 40,75,492   | 45,57,070   | 41,28,981   |
| <b>OIL-CLOTH AND FLOOR-CLOTH . . . Sq. Yards</b>                           | 237,325   | 414,136   | 484,500   | 533,944   | 469,921   | 3,28,843    | 3,68,945    | 3,65,023    | 4,08,701    | 3,38,332    |
| <b>PACKING-ENGINE AND BOILERS OF ALL KINDS, ETC. . . Value</b>             | —         | —         | —         | —         | —         | 2,17,659    | 2,25,374    | 2,65,011    | 3,21,154    | 3,13,469    |
| <b>PAINTS AND PAINTERS' MATERIALS—</b>                                     |           |           |           |           |           |             |             |             |             |             |
| Paints and Colours—  |           |           |           |           |           |             |             |             |             |             |
| Baryles . . . Cwts.  | 321       | 98        | 816       | 196       | 120       | 1,210       | 399         | 3,411       | 3,040       | 982         |
| Blue paint or Paris blue . . . . .   | 6,675     | 8,831     | 12,058    | 10,020    | 11,671    | 2,72,476    | 3,40,232    | 3,85,389    | 3,97,274    | 4,70,922    |
| Graphite . . . . .   | 2,035     | 2,113     | 2,664     | 3,313     | 3,204     | 51,353      | 47,023      | 67,630      | 79,081      | 66,378      |
| Red lead—  |           |           |           |           |           |             |             |             |             |             |
| Uenuine, dry . . . . .   | 5,706     | 7,224     | 12,453    | 13,374    | 10,124    | 1,17,652    | 1,23,612    | 1,94,958    | 2,13,559    | 1,65,331    |
| Reduced, . . . . .   | 509       | 36        | 51        | 168       | 418       | 10,009      | 613         | 993         | 2,746       | 4,730       |

(a) Sub-divided into two heads from 1934-35.  
 (b) Separately recorded from 1934-35.

## No. 13—continued

## UNITED KINGDOM (including CHANNEL ISLANDS)—continued

## IMPORTS THEREFROM—continued

| ARTICLES  | QUANTITY |         |         |           |           | VALUE     |           |           |           |           |
|---|----------|---------|---------|-----------|-----------|-----------|-----------|-----------|-----------|-----------|
|   | 1981-82  | 1982-83 | 1983-84 | 1984-85   | 1985-86   | 1981-82   | 1982-83   | 1983-84   | 1984-85   | 1985-86   |
| <b>PAINTS AND PAINTERS' MATERIALS—continued</b>                         |          |         |         |           |           | £         | £         | £         | £         | £         |
| Paints and Colours—continued  |          |         |         |           |           |           |           |           |           |           |
| White lead—   |          |         |         |           |           |           |           |           |           |           |
| Genuine, dry Cwts.  | 2,488    | 6,287   | 6,439   | 7,070     | 7,990     | 69,967    | 1,47,872  | 1,41,941  | 1,64,298  | 1,80,988  |
| Reduced, „ „  | 37       | 15      | 25      | 55        | 7         | 1,079     | 854       | 689       | 1,626     | 167       |
| Genuine, moist „ „  | 2,090    | 3,180   | 3,321   | 2,001     | 2,878     | 56,294    | 70,936    | 75,002    | 46,080    | 61,652    |
| Reduced, „ „  | 1,947    | 1,416   | 748     | 1,542     | 1,117     | 53,554    | 38,486    | 17,446    | 34,703    | 26,274    |
| Lithopons, dry „ „  | 985      | 245     | 4,351   | 5,224     | 5,547     | 11,949    | 4,068     | 51,131    | 56,757    | 57,286    |
| „ White Moist „ „   | ..       | 5       | 11      | 369       | 4,501     | ..        | 67        | 174       | 6,709     | 81,984    |
| Zinc white—   |          |         |         |           |           |           |           |           |           |           |
| Genuine, dry „ „  | 7,957    | 8,368   | 10,451  | 2,734     | 813       | 1,43,180  | 1,45,411  | 1,76,059  | 50,327    | 17,882    |
| Reduced, „ „  | 308      | 119     | 386     | 14        | 135       | 5,665     | 2,540     | 5,648     | 428       | 1,319     |
| Genuine, moist „ „  | 19,473   | 15,951  | 10,202  | 18,669    | 20,518    | 5,73,208  | 4,55,392  | 5,25,070  | 5,13,037  | 5,32,594  |
| Reduced, „ „  | 4,687    | 6,314   | 3,035   | 785       | 493       | 91,380    | 1,22,477  | 55,054    | 11,860    | 9,148     |
| Other sorts—  |          |         |         |           |           |           |           |           |           |           |
| White, dry „ „  | 13,368   | 9,208   | 1,248   | 996       | 354       | 75,598    | 47,633    | 29,064    | 26,653    | 11,964    |
| Coloured „ „  | 30,771   | 31,580  | 42,517  | 45,822    | 45,733    | 8,85,376  | 9,00,374  | 10,43,716 | 11,37,255 | 12,12,442 |
| White, moist „ „  | 7,960    | 7,116   | 9,661   | 11,764    | 6,308     | 1,93,663  | 1,84,615  | 2,80,215  | 2,65,003  | 1,65,005  |
| Coloured „ „  | 56,075   | 52,590  | 49,010  | 61,726    | 59,897    | 16,66,011 | 16,89,180 | 16,70,885 | 18,75,024 | 19,38,789 |
| Total Paints and Colours  | 163,885  | 160,652 | 179,387 | 186,331   | 181,773   | 42,83,424 | 43,27,289 | 46,79,472 | 49,73,123 | 50,12,326 |
| Painters' materials, etc.—  |          |         |         |           |           |           |           |           |           |           |
| Turpentine—   |          |         |         |           |           |           |           |           |           |           |
| Genuine turpentines „ „   | 1,437    | 1,187   | 1,078   | 950       | 1,055     | 54,379    | 47,038    | 43,705    | 32,351    | 34,082    |
| Turpentine substitute „ „   | 2,139    | 2,156   | 2,001   | 2,437     | 2,898     | 36,360    | 37,962    | 37,555    | 41,599    | 45,606    |
| Total Turpentine  | 3,576    | 3,343   | 3,079   | 3,387     | 3,953     | 90,739    | 85,000    | 81,260    | 74,450    | 79,688    |
| Varnish—  |          |         |         |           |           |           |           |           |           |           |
| Enamels „ „   | 2,621    | 3,342   | 1,373   | 1,307     | 755       | 1,44,809  | 1,71,056  | 1,35,570  | 1,04,528  | 47,496    |
| Other kinds „ „   | 19,937   | 20,121  | 20,076  | 21,512    | 19,107    | 9,93,842  | 9,93,837  | 9,72,870  | 10,38,358 | 9,27,393  |
| Other kinds of Painters' materials „ Value                              | —        | —       | —       | —         | —         | 3,82,340  | 3,88,621  | 4,70,454  | 4,70,500  | 5,47,713  |
| Total Painters' materials, etc.   | —        | —       | —       | —         | —         | 16,11,730 | 16,38,554 | 16,60,154 | 16,87,336 | 16,02,290 |
| Total Paints and Painters' Materials                                    | —        | —       | —       | —         | —         | 58,95,154 | 59,65,843 | 63,39,626 | 65,60,956 | 66,14,416 |
| <b>PAPER AND PASTEBOARD—</b>  |          |         |         |           |           |           |           |           |           |           |
| Paper—  |          |         |         |           |           |           |           |           |           |           |
| Packing and wrapping paper—   |          |         |         |           |           |           |           |           |           |           |
| Kraft including imitation kraft (b) „ „                                 | —        | —       | —       | —         | 708       | —         | —         | —         | —         | 13,760    |
| Brown wrappings, other sorts (b) „ „                                    | —        | —       | —       | —         | 1,733     | —         | —         | —         | —         | 20,295    |
| Manilla machine-glazed or unglazed sulphite envelop (b) „ „             | —        | —       | —       | —         | 760       | —         | —         | —         | —         | 19,529    |
| Other sorts (b) „ „   | —        | —       | —       | —         | 28,485    | —         | —         | —         | —         | 5,21,540  |
| Total Packing and wrapping paper (a)                                    | 10,199   | 19,395  | 14,866  | 18,572    | 29,686    | 4,43,332  | 3,54,787  | 2,80,545  | 3,66,015  | 5,75,153  |
| Printing paper—   |          |         |         |           |           |           |           |           |           |           |
| White printing paper other than machine glazed poster and litho (b) „ „ | —        | —       | —       | —         | 12,878    | —         | —         | —         | —         | 1,03,970  |
| News printing (b) „ „   | —        | —       | —       | —         | 5,800     | —         | —         | —         | —         | 1,37,004  |
| Others (b) „ „  | —        | —       | —       | —         | 24,600    | —         | —         | —         | —         | 5,58,974  |
| News printing (c) „ „   | 5,550    | 9,427   | 9,019   | 5,246     | —         | 79,172    | 98,046    | 79,467    | 50,008    | —         |
| Other sorts (c) „ „   | 43,378   | 35,038  | 37,820  | 34,116    | —         | 9,55,054  | 7,75,146  | 7,62,648  | 7,53,739  | —         |
| Writing paper and envelopes—  |          |         |         |           |           |           |           |           |           |           |
| Azure-laid or wove and ledger (b) „ „                                   | —        | —       | —       | —         | 3,564     | —         | —         | —         | —         | 1,53,693  |
| Cream (b) „ „   | —        | —       | —       | —         | 4,300     | —         | —         | —         | —         | 1,47,357  |
| Other sorts of writing paper (b) „ „                                    | —        | —       | —       | —         | 17,002    | —         | —         | —         | —         | 7,77,062  |
| Writing pads (b) „ „  | —        | —       | —       | —         | 2,304     | —         | —         | —         | —         | 1,11,918  |
| Boxed stationery (b) „ „  | —        | —       | —       | —         | 5,217     | —         | —         | —         | —         | 3,05,192  |
| Writing paper in large sheets (c) „ „                                   | 23,489   | 22,225  | 23,453  | 22,139    | —         | 10,43,604 | 8,53,198  | 8,72,005  | 8,77,125  | —         |
| Note and letter paper and envelopes (c) „ „                             | 5,585    | 4,581   | 4,598   | 4,051     | —         | 2,99,131  | 2,54,439  | 2,45,826  | 2,20,427  | —         |
| Envelopes imported separately (c) „ „                                   | 7,995    | 6,537   | 6,684   | 6,385     | —         | 4,67,373  | 3,84,557  | 3,31,684  | 3,42,269  | —         |
| Blotting paper (b) „ „  | —        | —       | —       | —         | 2,930     | —         | —         | —         | —         | 1,06,167  |
| Old newspaper in bales and bags „ „                                     | 665,940  | 324,312 | 351,430 | 1,070,527 | 1,193,012 | 27,46,128 | 36,69,869 | 37,22,293 | 42,03,240 | 39,97,763 |
| Other kinds of paper „ „  | 12,135   | 12,716  | 21,024  | 23,337    | 11,335    | 6,43,477  | 6,73,817  | 11,15,426 | 10,88,566 | 7,33,733  |
| Paper manufactures „ „  | 7,619    | 7,249   | 11,594  | 13,321    | 13,422    | 5,11,619  | 4,84,750  | 7,45,151  | 9,75,904  | 9,06,664  |
| Total Paper   | 797,890  | 941,480 | 979,538 | 1,203,244 | 1,241,610 | 71,93,030 | 75,28,609 | 82,05,045 | 88,77,293 | 1,014,373 |

(a) Figures prior to 1985-86 relate to packing paper only.  
(b) Separately recorded from 1985-86.  
(c) Discontinued from 1985-86.

UNITED KINGDOM (including CHANNEL ISLANDS)—continued

IMPORTS THEREFROM—continued

| ARTICLES   | QUANTITY |         |           |           |           | VALUE     |           |           |           |           |
|--|----------|---------|-----------|-----------|-----------|-----------|-----------|-----------|-----------|-----------|
|  | 1931-32  | 1932-33 | 1933-34   | 1934-35   | 1935-36   | 1931-32   | 1932-33   | 1933-34   | 1934-35   | 1935-36   |
|  |          |         |           |           |           | £         | £         | £         | £         | £         |
| <b>PAPER AND PASTEBOARD—contd.</b>   |          |         |           |           |           |           |           |           |           |           |
| Pasteboard, millboard, and cardboard of all kinds—                           |          |         |           |           |           |           |           |           |           |           |
| Strawboards . . . Cwts.  | 280      | 892     | 328       | 1,488     | 1,214     | 3,144     | 7,789     | 2,948     | 18,800    | 7,094     |
| Other kinds . . . "  | 12,651   | 15,493  | 24,698    | 14,306    | 8,392     | 2,41,989  | 2,92,438  | 3,85,833  | 2,88,846  | 1,73,789  |
| Manufactures of pasteboard, millboard and cardboard . . . "                  | 3,277    | 3,862   | 6,665     | 7,326     | 3,424     | 1,25,419  | 1,54,488  | 2,79,127  | 3,26,564  | 67,316    |
| Total pasteboard, millboard and cardboard of all kinds . . . "               | 16,208   | 20,247  | 31,691    | 23,120    | 13,030    | 3,70,502  | 4,54,713  | 6,87,910  | 5,77,030  | 2,78,749  |
| Total Paper and Pasteboard . . . "   | 814,098  | 981,717 | 1,011,229 | 1,226,364 | 1,253,646 | 75,04,438 | 79,83,324 | 88,72,955 | 94,55,223 | 58,03,022 |
| <b>PAPER-MAKING MATERIALS—</b>   |          |         |           |           |           |           |           |           |           |           |
| Pulp of wood . . . Cwts.   | 32,441   | 15,130  | 892       | 3,062     | 11,750    | 2,46,683  | 1,21,108  | 9,991     | 19,022    | 81,708    |
| <b>PARAFFIN WAX . . . Tons</b>   | 2        | 7       | 15        | 12        | 7         | 2,421     | 7,588     | 10,845    | 10,679    | 3,250     |
| <b>PERFUMERY not being PERFUMED SPIRIT . . . Value</b>                       | —        | —       | —         | —         | —         | 14,308    | 25,058    | 15,901    | 6,071     | 12,715    |
| <b>FITCH AND TAR—</b>  |          |         |           |           |           |           |           |           |           |           |
| Coal tar and pitch . . . Cwts.   | 33,245   | 28,632  | 26,059    | 35,155    | 29,701    | 1,66,364  | 1,39,314  | 1,20,210  | 1,43,381  | 1,16,451  |
| Stockholm tar and pitch . . . "  | 2,070    | 2,547   | 3,317     | 2,730     | 2,746     | 29,932    | 35,697    | 41,243    | 31,927    | 31,213    |
| PLANTS, LIVING (including BULBS AND SEEDS FOR SOWING) . . . Value            | —        | —       | —         | —         | —         | 22,223    | 25,547    | 75,523    | 1,00,705  | 51,051    |
| <b>POLISHES—</b>   |          |         |           |           |           |           |           |           |           |           |
| Polishes and compositions for application to leather . . . "                 | —        | —       | —         | —         | —         | 11,88,248 | 11,70,381 | 11,71,100 | 12,33,507 | 12,01,894 |
| Polishes and compositions for application to metals, etc. . . "              | —        | —       | —         | —         | —         | 4,17,243  | 3,84,888  | 3,06,488  | 4,11,556  | 4,10,458  |
| Wood polish . . . "  | —        | —       | —         | —         | —         | 46,416    | 37,807    | 98,704    | 68,867    | 46,162    |
| Other sorts . . . "  | —        | —       | —         | —         | —         | 1,68,495  | 2,36,676  | 3,61,726  | 4,20,852  | 5,76,021  |
| Total Polishes . . . "   | —        | —       | —         | —         | —         | 13,15,397 | 18,29,702 | 20,28,108 | 21,84,782 | 23,34,135 |
| <b>PRECIOUS STONES AND PEARLS, UNSET—</b>                                    |          |         |           |           |           |           |           |           |           |           |
| Precious stones, unset—  |          |         |           |           |           |           |           |           |           |           |
| Diamonds . . . "   | —        | —       | —         | —         | —         | 1,47,724  | 80,252    | 51,174    | 1,37,655  | 1,49,984  |
| Other precious stones . . . "  | —        | —       | —         | —         | —         | 57,220    | 1,12,359  | 1,39,091  | 60,429    | 2,40,101  |
| Pearls . . . "   | —        | —       | —         | —         | —         | —         | —         | 4,000     | 170       | —         |
| Total Precious stones and Pearls, unset . . . "                              | —        | —       | —         | —         | —         | 2,04,944  | 1,92,611  | 1,94,265  | 1,98,254  | 3,90,085  |
| <b>PRINTING AND LITHOGRAPHING MACHINERY AND MATERIALS (excluding PAPER)—</b> |          |         |           |           |           |           |           |           |           |           |
| Printing and lithographing presses . . . "                                   | —        | —       | —         | —         | —         | 6,21,510  | 6,01,971  | 7,13,140  | 6,98,376  | 8,18,918  |
| Printing type . . . Cwts.  | 379      | 478     | 514       | 614       | 729       | 69,817    | 71,812    | 76,811    | 84,177    | 1,05,725  |
| Printers' and lithographers' ink . . . Value                                 | —        | —       | —         | —         | —         | 4,06,872  | 4,25,233  | 5,34,186  | 5,51,502  | 6,69,717  |
| Other materials . . . "  | —        | —       | —         | —         | —         | 3,48,182  | 3,25,806  | 3,40,240  | 4,24,242  | 5,09,640  |
| Total Printing and Lithographing machinery and materials, etc. . . "         | —        | —       | —         | —         | —         | 14,45,892 | 14,24,623 | 16,68,877 | 17,53,297 | 20,04,099 |
| <b>PRINTS, ENGRAVINGS, AND PICTURES—</b>                                     |          |         |           |           |           |           |           |           |           |           |
| Photographs and picture post cards . . . "                                   | —        | —       | —         | —         | —         | 17,327    | 10,622    | 21,339    | 10,395    | 16,645    |
| Others . . . "   | —        | —       | —         | —         | —         | 3,20,698  | 50,519    | 91,254    | 75,611    | 72,072    |
| Total Prints, Engravings and Pictures . . . "                                | —        | —       | —         | —         | —         | 3,48,025  | 61,241    | 1,12,593  | 86,006    | 88,717    |
| <b>PROVISIONS AND OILMAN'S STORES—</b>                                       |          |         |           |           |           |           |           |           |           |           |
| Bacon and hams . . . Cwts.   | 9,611    | 10,120  | 11,757    | 11,633    | 12,822    | 6,26,415  | 7,69,607  | 9,55,715  | 8,34,581  | 9,09,200  |
| Biscuits and cakes . . . "   | 27,117   | 26,068  | 29,468    | 32,092    | 34,296    | 26,73,739 | 25,12,869 | 26,60,937 | 28,76,007 | 30,11,986 |
| Butter (including canned) . . . "  | 1,512    | 1,821   | 1,998     | 1,745     | 1,809     | 2,23,389  | 2,37,532  | 2,28,265  | 1,79,110  | 1,81,000  |
| Canned and bottled provisions, etc.—   |          |         |           |           |           |           |           |           |           |           |
| Canned or bottled fruits . . . "   | 1,426    | 1,668   | 3,338     | 3,149     | 2,098     | 95,631    | 1,03,210  | 1,94,655  | 1,76,130  | 1,04,114  |
| Tinned or canned fish . . . "  | 3,249    | 4,987   | 4,996     | 3,927     | 4,499     | 2,43,523  | 2,47,164  | 2,90,959  | 2,54,926  | 2,80,380  |
| Vegetable products . . . "   | 641      | 450     | 211       | 181       | 364       | 26,664    | 18,612    | 8,297     | 6,932     | 15,521    |
| Others . . . "   | 59,159   | 65,597  | 41,405    | 42,951    | 45,136    | 38,22,718 | 38,25,094 | 22,14,687 | 22,39,338 | 23,95,313 |
| Cheese (including canned) . . . "  | 1,869    | 1,900   | 2,397     | 2,429     | 2,538     | 1,63,639  | 1,98,659  | 2,18,016  | 2,07,820  | 2,14,631  |
| Cocoa and chocolate . . . "  | 2,206    | 2,662   | 2,993     | 3,500     | 3,393     | 1,95,177  | 2,03,589  | 2,16,235  | 2,69,308  | 2,33,150  |
| Confectionery . . . "  | 13,181   | 15,463  | 17,587    | 18,934    | 23,297    | 12,31,897 | 12,79,698 | 14,70,774 | 15,03,734 | 17,89,096 |

No. 13—continued

## UNITED KINGDOM (including CHANNEL ISLANDS)—continued

## IMPORTS THEREFROM—continued

| ARTICLES   | QUANTITY |         |           |           |           | VALUE       |             |             |             |             |
|--|----------|---------|-----------|-----------|-----------|-------------|-------------|-------------|-------------|-------------|
|  | 1931-32  | 1932-33 | 1933-34   | 1934-35   | 1935-36   | 1931-32     | 1932-33     | 1933-34     | 1934-35     | 1935-36     |
|  | 11       | 11      | 11        | 11        | 11        | 11          | 11          | 11          | 11          | 11          |
| <b>PROVISIONS AND OILMAN'S STORES—continued.</b>                       |          |         |           |           |           |             |             |             |             |             |
| Farinaceous and patent foods—<br>Farinaceous foods in bulk . . . Cwts. | 501      | 9,454   | 3,913     | 206       | 121       | 5,902       | 76,482      | 26,797      | 2,822       | 1,458       |
| Milk foods for infants, etc. . . . .                                   | 10,041   | 8,447   | 8,927     | 7,178     | 8,893     | 19,79,016   | 16,02,106   | 14,32,521   | 11,62,116   | 14,00,223   |
| Other sorts . . . . .  | 17,148   | 18,033  | 25,986    | 26,114    | 22,713    | 14,51,719   | 13,28,197   | 20,40,680   | 22,15,241   | 23,33,601   |
| Jams and jellies . . . . .   | 6,451    | 8,950   | 12,064    | 11,966    | 14,160    | 2,95,285    | 3,40,822    | 4,69,082    | 4,65,310    | 5,16,792    |
| Lard . . . . .   | 248      | 270     | 520       | 513       | 490       | 13,523      | 12,733      | 27,168      | 25,305      | 31,943      |
| Milk, condensed and preserved (including milk cream) . . . . .         | 19,737   | 20,820  | 39,154    | 55,622    | 90,212    | 9,46,312    | 8,17,321    | 14,45,568   | 22,44,705   | 28,61,563   |
| Pickles, chutnies, sauces, and condiments . . . . .                    | 3,026    | 3,816   | 5,732     | 5,304     | 5,757     | 3,27,987    | 3,08,559    | 5,10,608    | 4,93,171    | 5,07,913    |
| Vinegar (excluding bottled vinegar) . . . . .                          | 17,627   | 16,528  | 16,777    | 12,863    | 14,029    | 20,773      | 18,248      | 18,576      | 16,898      | 74,145      |
| Other sorts of provisions . . . . .                                    | —        | —       | —         | —         | —         | 7,78,341    | 7,69,766    | 7,08,555    | 8,85,173    | 9,17,219    |
| Total Provisions and Oilman's stores . . . . .                         | —        | —       | —         | —         | —         | 1,51,20,696 | 1,36,67,273 | 1,51,38,123 | 1,60,58,472 | 1,78,32,063 |
| <b>RUBBER—</b>   |          |         |           |           |           |             |             |             |             |             |
| Raw . . . . . Lbs.   | 8        | 4,537   | 142,419   | ..        | ..        | 9           | 1,314       | 83,282      | ..          | ..          |
| Manufactures—  |          |         |           |           |           |             |             |             |             |             |
| Pneumatic motor covers . . . . . No.                                   | 87,109   | 107,528 | 107,411   | 228,621   | 216,123   | 30,76,390   | 44,80,766   | 70,30,739   | 87,39,835   | 98,81,733   |
| Pneumatic tubes . . . . .  | 92,646   | 106,944 | 205,810   | 248,849   | 212,109   | 6,07,117    | 6,57,388    | 11,04,531   | 13,05,573   | 13,04,761   |
| Pneumatic motor cycle covers . . . . .                                 | 4,615    | 3,202   | 3,750     | 3,827     | 2,875     | 61,408      | 51,402      | 63,088      | 44,523      | 37,598      |
| Pneumatic motor cycle tubes . . . . .                                  | 7,732    | 5,406   | 7,362     | 13,596    | 4,506     | 19,287      | 14,778      | 17,524      | 31,092      | 11,395      |
| Pneumatic cycle covers . . . . .                                       | 950,274  | 773,013 | 1,117,219 | 1,325,440 | 1,062,523 | 14,56,697   | 11,78,966   | 14,20,193   | 17,06,833   | 15,07,687   |
| Pneumatic cycle tubes . . . . .  | 877,700  | 635,023 | 947,693   | 1,187,683 | 923,395   | 7,76,333    | 6,04,443    | 7,11,684    | 7,78,213    | 6,72,571    |
| Bold rubber tyres for motor vehicles . . . . .                         | 1,800    | 1,800   | 2,363     | 3,355     | 2,218     | 1,09,372    | 1,33,454    | 2,37,433    | 2,42,399    | 1,47,813    |
| Other manufactures (except apparel and boots and shoes) . . . . .      | —        | —       | —         | —         | —         | 8,65,524    | 8,45,291    | 9,27,410    | 10,62,470   | 10,06,043   |
| Total Rubber, raw and manufactures . . . . .                           | —        | —       | —         | —         | —         | 69,34,137   | 80,17,782   | 1,16,55,879 | 1,39,70,433 | 1,46,60,101 |
| <b>SALT</b>  |          |         |           |           |           |             |             |             |             |             |
| . . . . . Tons   | 25,553   | 24,662  | 627       | 527       | 1,233     | 5,66,419    | 4,51,648    | 75,376      | 77,569      | 93,654      |
| <b>SEEDS</b>   |          |         |           |           |           |             |             |             |             |             |
| . . . . .  | 42       | 43      | 73        | 69        | 95        | 1,23,327    | 1,04,661    | 51,735      | 31,033      | 95,871      |
| <b>SMOKERS' REQUISITES (excluding TOBACCO)</b>                         |          |         |           |           |           |             |             |             |             |             |
| . . . . . Value  | —        | —       | —         | —         | —         | 72,921      | 58,265      | 1,24,583    | 1,27,160    | 94,813      |
| <b>SOAP</b>  |          |         |           |           |           |             |             |             |             |             |
| Household and laundry dry soap in bars or tablets . . . . . Cwts.      | 232,337  | 207,746 | 198,928   | 137,568   | 5,404     | 51,05,689   | 43,09,615   | 33,23,926   | 27,26,063   | 2,00,737    |
| Toilet soap . . . . .  | 23,616   | 35,164  | 35,030    | 33,512    | 31,721    | 21,37,004   | 24,67,236   | 23,77,847   | 24,63,177   | 23,89,070   |
| Other sorts . . . . .  | 8,810    | 5,153   | 5,252     | 3,580     | 5,037     | 2,62,079    | 1,82,411    | 1,57,695    | 1,19,481    | 1,55,851    |
| Total Soap . . . . .   | 264,763  | 248,063 | 239,210   | 174,660   | 42,162    | 75,04,772   | 69,59,262   | 58,59,468   | 53,09,321   | 27,46,558   |
| <b>SPECIMENS ILLUSTRATIVE OF NATURAL SCIENCE</b>                       |          |         |           |           |           |             |             |             |             |             |
| . . . . . Value  | —        | —       | —         | —         | —         | 17,856      | 11,898      | 17,267      | 13,360      | 7,093       |
| <b>SPICES—</b>   |          |         |           |           |           |             |             |             |             |             |
| Cloves . . . . . Cwts.   | 757      | 143     | 100       | 1,196     | 1,986     | 8,726       | 3,350       | 51,007      | 11,752      | 42,799      |
| Other sorts . . . . .  | 87       | 78      | 47        | 101       | 68        | 9,706       | 6,638       | 5,269       | 5,975       | 6,064       |
| Total Spices . . . . .   | 844      | 221     | 147       | 1,297     | 2,054     | 15,432      | 9,988       | 6,276       | 17,727      | 48,863      |
| <b>STARCH, DEXTRINE AND FARINA—</b>                                    |          |         |           |           |           |             |             |             |             |             |
| Dextrine (a) . . . . .   | —        | 160     | 21        | 16        | 301       | —           | 2,240       | 865         | 418         | 5,929       |
| Starch . . . . .   | 1,433    | 2,911   | 3,092     | 3,864     | 1,182     | 33,577      | 49,916      | 52,498      | 48,117      | 33,939      |
| Farina and potato flour . . . . .                                      | 870      | 632     | 1,325     | 16,621    | 11,740    | 7,640       | 5,249       | 10,208      | 1,13,954    | 34,528      |
| Sago flour . . . . .   | 2,833    | 1,592   | 736       | 1,006     | 1,000     | 15,316      | 12,241      | 6,152       | 8,330       | 8,601       |
| Total Starch, Dextrine and Farina . . . . .                            | 4,936    | 5,295   | 5,174     | 21,507    | 14,223    | 56,533      | 69,646      | 68,243      | 1,70,819    | 1,32,997    |
| <b>STATIONERY (excluding PAPER)—</b>                                   |          |         |           |           |           |             |             |             |             |             |
| Pencils (excluding slate pencils) . . . . . Doz.                       | 87,855   | 70,167  | 109,026   | 206,982   | 253,568   | 65,968      | 40,662      | 59,882      | 95,440      | 1,57,294    |
| Other sorts . . . . . Value  | —        | —       | —         | —         | —         | 35,20,070   | 32,43,298   | 35,16,420   | 34,20,000   | 36,62,341   |
| Total Stationery, etc. . . . .   | —        | —       | —         | —         | —         | 35,95,038   | 32,83,960   | 35,76,302   | 35,16,040   | 38,10,635   |

(a) Separately shown from 1932-33.

UNITED KINGDOM (including CHANNEL ISLANDS)—continued

IMPORTS THEREFROM—continued

| ARTICLES   | QUANTITY  |           |           |           |           | VALUE     |           |           |           |           |
|--|-----------|-----------|-----------|-----------|-----------|-----------|-----------|-----------|-----------|-----------|
|  | 1931-32   | 1932-33   | 1933-34   | 1934-35   | 1935-36   | 1931-32   | 1932-33   | 1933-34   | 1934-35   | 1935-36   |
| STIKES AND WHIPS . Value   | —         | —         | —         | —         | —         | 19,115    | 11,148    | 18,880    | 16,870    | 12,082    |
| STONE AND MARBLE—<br>Stone and marble . Tons   | 48        | 40        | 8         | 42        | 54        | 9,027     | 9,487     | 6,694     | 7,150     | 19,517    |
| Articles of stone and<br>marble . . . . . "  | 49        | 84        | 62        | 133       | 75        | 41,631    | 44,176    | 39,150    | 42,395    | 39,438    |
| Total Stone and Marble . "   | 97        | 130       | 70        | 175       | 129       | 51,658    | 53,678    | 45,844    | 49,545    | 52,955    |
| SUGAR—   |           |           |           |           |           |           |           |           |           |           |
| Beet sugar . . . Tons  | 19,189    | 22,860    | 24,552    | 15,953    | 20,503    | 22,75,815 | 23,74,826 | 24,56,094 | 14,18,406 | 17,62,763 |
| Sugar, 23 Dutch stand-<br>ard and above . . . "  | 3,637     | 12,031    | 12,108    | 831       | 2,941     | 5,22,077  | 14,32,855 | 18,50,833 | 1,55,326  | 3,33,727  |
| Sugar, 15 Dutch standard<br>and below . . . . . "  | 66        | 8         | —         | —         | 1         | 12,831    | 3,259     | 265       | 948       | 1,643     |
| Other sorts . . . . . "  | 8         | 8         | 6         | 6         | 2         | 5,803     | 2,416     | 4,371     | 3,558     | 1,908     |
| Total Sugar . . . . . "  | 22,950    | 34,897    | 36,666    | 16,790    | 23,447    | 28,16,526 | 38,13,358 | 38,11,563 | 15,78,238 | 21,00,046 |
| TALLOW AND STEARINE—   |           |           |           |           |           |           |           |           |           |           |
| Grease (excluding mineral<br>grease) . . . . . Cwts.   | 4,946     | 4,328     | 7,053     | 1,527     | 522       | 58,935    | 57,663    | 74,922    | 20,558    | 13,983    |
| Other sorts . . . . . "  | 5,574     | 5,185     | 5,588     | 7,173     | 20,112    | 1,36,383  | 1,18,844  | 1,40,132  | 1,20,700  | 3,01,618  |
| Total Tallow and Stearine . "  | 10,520    | 9,513     | 12,641    | 8,700     | 20,634    | 1,95,318  | 1,76,507  | 2,15,054  | 1,41,267  | 3,15,601  |
| TEA-CHESTS, ENTIRE OR<br>IN PORTIONS—  |           |           |           |           |           |           |           |           |           |           |
| Of Iron or Steel or other<br>metal . . . . . Value   | —         | —         | —         | —         | —         | 2,57,486  | 21,407    | 97,398    | 1,35,378  | 4,69,373  |
| Of Wood . . . . . "  | —         | —         | —         | —         | —         | 34,37,209 | 34,15,790 | 37,15,625 | 37,15,458 | 37,28,009 |
| Total Tea-chests,<br>etc. . . . . "  | —         | —         | —         | —         | —         | 36,94,695 | 34,37,206 | 38,13,018 | 38,60,836 | 41,97,382 |
| TELEPHONES, MATERIALS<br>FOR CONSTRUCTION AND<br>ACCESSORIES (excluding<br>ELECTRICAL) . . . . . " | —         | —         | —         | —         | —         | 65,192    | 17,075    | 44,034    | 14,986    | 22,073    |
| TEXTILES—  |           |           |           |           |           |           |           |           |           |           |
| COTTON—  |           |           |           |           |           |           |           |           |           |           |
| Raw . . . . . Tons   | 516       | 609       | 4         | 1,384     | 20        | 4,16,344  | 4,59,569  | 4,418     | 11,99,298 | 25,071    |
| Twis and yarn—   |           |           |           |           |           |           |           |           |           |           |
| Grey (unbleached)—   |           |           |           |           |           |           |           |           |           |           |
| No. 11 to 15 . Lbs.  | 8,012     | 1,908     | —         | 2,448     | 870       | 4,805     | 1,599     | —         | 1,577     | 528       |
| .. 16 to 20 . . . . . "  | 68,539    | 68,514    | 36,967    | 13,634    | 26,120    | 64,585    | 57,740    | 32,555    | 12,454    | 23,172    |
| .. 21 to 25 . . . . . "  | 3,890     | 10,577    | 9,784     | 11,911    | 11,150    | 3,747     | 10,317    | 8,955     | 11,324    | 8,909     |
| .. 26 to 30 . . . . . "  | 320,704   | 611,700   | 402,528   | 607,747   | 639,435   | 1,88,484  | 3,65,577  | 2,44,615  | 3,87,688  | 3,88,624  |
| .. 31 to 40 . . . . . "  | 1,223,730 | 1,410,237 | 1,268,791 | 740,014   | 1,261,627 | 8,44,669  | 9,36,883  | 8,57,501  | 5,38,831  | 9,15,055  |
| .. 41 to 50 . . . . . "  | 265,691   | 409,360   | 443,605   | 362,271   | 243,109   | 2,42,952  | 3,53,490  | 3,78,235  | 3,17,515  | 2,23,848  |
| .. 51 to 60 . . . . . "  | 2,941,117 | 3,277,539 | 2,191,476 | 1,822,126 | 2,192,233 | 29,14,195 | 30,84,756 | 19,57,366 | 16,98,979 | 19,96,239 |
| .. 61 to 100 . . . . . "   | 1,143,499 | 1,488,786 | 1,580,974 | 1,721,392 | 1,435,759 | 14,07,038 | 18,66,397 | 19,09,304 | 20,99,040 | 17,89,341 |
| Above No. 100 . . . . . "  | 32,207    | 83,511    | 89,307    | 135,840   | 105,737   | 64,715    | 1,51,368  | 1,46,010  | 2,31,431  | 1,71,909  |
| Two-folds (doubles) (a),   | 1,124,278 | 835,896   | 387,105   | —         | —         | 13,94,730 | 9,63,606  | 4,35,895  | —         | —         |
| No. 1 to 25 (b) . . . . . "  | —         | —         | —         | 19,620    | 3,314     | —         | —         | —         | 13,268    | 3,245     |
| .. 26 to 50 (b) . . . . . "  | —         | —         | —         | 180,922   | 159,504   | —         | —         | —         | 1,47,512  | 1,46,212  |
| .. 51 to 80 (b) . . . . . "  | —         | —         | —         | 101,636   | 51,165    | —         | —         | —         | 1,22,775  | 60,171    |
| Above No. 80 (b) . . . . . "   | —         | —         | —         | 77,165    | 201,547   | —         | —         | —         | 1,23,715  | 3,02,458  |
| Total of Grey . . . . . "  | 7,131,687 | 8,198,118 | 6,410,687 | 5,790,726 | 6,381,620 | 71,29,949 | 77,91,782 | 59,70,930 | 57,07,204 | 60,59,704 |
| White bleached—  |           |           |           |           |           |           |           |           |           |           |
| No. 1 to 20 . . . . . "  | 6,846     | 8,888     | 18        | 428       | 6,181     | 4,586     | 3,558     | 26        | 1,050     | 5,046     |
| .. 21 to 25 . . . . . "  | 3,080     | 6,279     | 498       | 1,265     | 13,048    | 3,469     | 3,380     | 400       | 1,428     | 11,594    |
| .. 26 to 30 . . . . . "  | 26,081    | 46,975    | 42,701    | 50,147    | 116,405   | 29,802    | 48,599    | 48,438    | 58,662    | 1,26,874  |
| .. 31 to 40 . . . . . "  | 1,010,819 | 886,785   | 890,445   | 544,880   | 698,764   | 3,24,138  | 6,78,271  | 2,59,648  | 4,20,935  | 5,53,105  |

(a) Sub-divided into groups by counts from 1924-35  
(b) Separately recorded from 1934-35.

No. 13—continued  
 UNITED KINGDOM (including CHANNEL ISLANDS)—continued

IMPORTS THEREFROM—continued

| ARTICLES  | QUANTITY          |                   |                  |                  |                  | VALUE              |                    |                  |                    |                  |
|---|-------------------|-------------------|------------------|------------------|------------------|--------------------|--------------------|------------------|--------------------|------------------|
|   | 1981-82           | 1982-83           | 1983-84          | 1984-85          | 1985-86          | 1981-82            | 1982-83            | 1983-84          | 1984-85            | 1985-86          |
| <b>TEXTILES—continued</b>                               |                   |                   |                  |                  |                  | R                  | R                  | R                | R                  | R                |
| <b>Wool—continued</b>                                   |                   |                   |                  |                  |                  |                    |                    |                  |                    |                  |
| <b>Twist and yarn—continued</b>                         |                   |                   |                  |                  |                  |                    |                    |                  |                    |                  |
| White (bleached)— <i>cont'd.</i>                        |                   |                   |                  |                  |                  |                    |                    |                  |                    |                  |
| Nos. 41 to 50 Lbs.                                      | 8,800             | 25,588            | 8,722            | 5,482            | 15,907           | 2,918              | 25,505             | 8,289            | 5,074              | 12,629           |
| Above No. 50 "  | 596,526           | 742,182           | 690,627          | 898,604          | 855,235          | 7,24,871           | 9,88,197           | 10,07,628        | 11,87,805          | 11,88,767        |
| Two-folds (doubles) (a) "                               | 1,548,155         | 1,678,398         | 1,171,817        | —                | —                | 14,92,689          | 15,75,857          | 10,89,708        | —                  | —                |
| Nos. 1 to 25 (b) "                                      | —                 | —                 | —                | 20,857           | 5,154            | —                  | —                  | —                | 22,175             | 4,025            |
| " 26 to 50 (b) "  | —                 | —                 | —                | 1,146,452        | 569,150          | —                  | —                  | —                | 10,97,911          | 5,32,376         |
| " 51 to 80 (b) "  | —                 | —                 | —                | 29,884           | 24,859           | —                  | —                  | —                | 86,487             | 27,440           |
| Above No. 80 (b) "                                      | —                 | —                 | —                | 9,979            | 1,521            | —                  | —                  | —                | 16,764             | 4,592            |
| <b>Total of White (bleached) "</b>                      | <b>8,194,807</b>  | <b>8,885,090</b>  | <b>2,414,828</b> | <b>2,642,428</b> | <b>2,307,524</b> | <b>30,82,183</b>   | <b>38,23,867</b>   | <b>23,94,188</b> | <b>28,07,811</b>   | <b>24,13,018</b> |
| <b>Coloured—</b>  |                   |                   |                  |                  |                  |                    |                    |                  |                    |                  |
| Nos. 1 to 20 "  | 185,012           | 204,763           | 122,742          | 202,400          | 127,167          | 1,70,178           | 1,99,616           | 1,11,050         | 1,88,599           | 1,19,997         |
| " 21 to 25 "  | 219,800           | 291,800           | 195,065          | 225,571          | 142,510          | 2,02,060           | 2,58,289           | 1,68,245         | 2,03,937           | 1,28,603         |
| " 26 to 30 "  | 15,079            | 1,995             | 6,478            | 12,990           | 10,084           | 17,594             | 3,422              | 6,644            | 19,298             | 14,039           |
| " 31 to 40 "  | 440,512           | 537,972           | 311,186          | 299,015          | 272,907          | 4,63,784           | 5,58,274           | 3,08,988         | 3,11,341           | 2,93,940         |
| " 41 to 50 "  | 27,800            | 44,212            | 31,270           | 23,221           | 6,884            | 23,819             | 47,332             | 31,562           | 27,694             | 10,271           |
| Above No. 50 "  | 193,986           | 166,871           | 152,357          | 146,432          | 203,818          | 2,90,069           | 2,44,560           | 2,13,092         | 2,08,636           | 2,97,895         |
| Two-folds (doubles) (a) "                               | 231,618           | 334,934           | 247,016          | —                | —                | 3,03,365           | 4,15,558           | 2,38,697         | —                  | —                |
| Nos. 1 to 25 (b) "                                      | —                 | —                 | —                | 1,200            | 2,800            | —                  | —                  | —                | 1,420              | 2,870            |
| " 26 to 50 (b) "  | —                 | —                 | —                | 327,487          | 213,109          | —                  | —                  | —                | 3,92,435           | 2,51,365         |
| " 51 to 80 (b) "  | —                 | —                 | —                | 5,509            | 17,959           | —                  | —                  | —                | 8,231              | 22,700           |
| Above No. 80 (b) "                                      | —                 | —                 | —                | 609              | 994              | —                  | —                  | —                | 1,771              | 3,080            |
| <b>Total of Coloured "</b>                              | <b>1,313,817</b>  | <b>1,582,447</b>  | <b>1,005,110</b> | <b>1,244,434</b> | <b>997,292</b>   | <b>14,80,369</b>   | <b>17,27,001</b>   | <b>11,28,278</b> | <b>13,68,412</b>   | <b>11,44,787</b> |
| <b>Mercerised Cotton yarn—</b>                          |                   |                   |                  |                  |                  |                    |                    |                  |                    |                  |
| Nos. 1 to 20 "  | —                 | —                 | 616              | —                | —                | —                  | —                  | 930              | —                  | —                |
| " 26 to 30 "  | 900               | 1,724             | —                | 1,201            | —                | 649                | 2,175              | —                | 1,494              | —                |
| " 31 to 40 "  | 5,061             | 3,000             | —                | 18               | —                | 6,845              | 4,335              | —                | 20                 | —                |
| " 41 to 50 "  | —                 | —                 | 102              | —                | —                | —                  | —                  | 183              | —                  | —                |
| Above No. 50 "  | —                 | 2,598             | —                | 9,900            | 1,008            | —                  | 3,126              | —                | 10,891             | 2,103            |
| Two-folds (doubles) (a) "                               | 248,996           | 161,746           | 22,291           | —                | —                | 4,49,024           | 3,03,431           | 42,933           | —                  | —                |
| Nos. 1 to 25 (b) "                                      | —                 | —                 | —                | 403              | 941              | —                  | —                  | —                | 647                | 1,445            |
| " 26 to 50 (b) "  | —                 | —                 | —                | 8,966            | 2,812            | —                  | —                  | —                | 12,137             | 5,152            |
| " 51 to 80 (b) "  | —                 | —                 | —                | 26,581           | 51,906           | —                  | —                  | —                | 36,908             | 75,927           |
| Above No. 80 (b) "                                      | —                 | —                 | —                | 38,741           | 9,695            | —                  | —                  | —                | 75,344             | 21,394           |
| <b>Total Mercerised Cotton yarn "</b>                   | <b>255,557</b>    | <b>174,068</b>    | <b>23,000</b>    | <b>85,810</b>    | <b>66,862</b>    | <b>4,50,518</b>    | <b>3,12,967</b>    | <b>44,051</b>    | <b>1,37,421</b>    | <b>1,06,521</b>  |
| <b>Unspecified descriptions of Twist and Yarn (a) "</b> | <b>17,198</b>     | <b>17,342</b>     | <b>38,801</b>    | <b>—</b>         | <b>—</b>         | <b>32,914</b>      | <b>24,879</b>      | <b>40,807</b>    | <b>—</b>           | <b>—</b>         |
| Nos. 1 to 50 (b) "                                      | —                 | —                 | —                | 7,534            | 7,920            | —                  | —                  | —                | 18,068             | 3,536            |
| Above No. 50 (b) "                                      | —                 | —                 | —                | 15,379           | 3,317            | —                  | —                  | —                | 26,926             | 12,470           |
| <b>Total Twist and Yarn "</b>                           | <b>11,913,546</b> | <b>13,357,065</b> | <b>9,952,435</b> | <b>9,792,311</b> | <b>9,767,035</b> | <b>1,31,81,918</b> | <b>1,31,79,946</b> | <b>95,78,060</b> | <b>1,00,50,342</b> | <b>97,45,016</b> |
| <b>Manufactures—</b>                                    |                   |                   |                  |                  |                  |                    |                    |                  |                    |                  |
| Canvas . . . . . Yards                                  | 246,275           | 409,985           | 415,966          | 573,824          | 690,123          | 2,47,037           | 3,51,704           | 4,33,142         | 5,82,017           | 7,30,465         |
| Handkerchiefs and shawls in the piece—                  |                   |                   |                  |                  |                  |                    |                    |                  |                    |                  |
| Handkerchiefs Nos.                                      | 1,512,155         | 3,283,225         | 2,005,364        | 2,351,809        | 2,481,059        | 2,17,258           | 4,85,508           | 3,14,343         | 3,03,977           | 2,90,390         |
| Shawls "  | 679               | 54,742            | 3,130            | 17,447           | 12,773           | 1,682              | 81,803             | 6,059            | 14,798             | 13,299           |
| <b>Total Handkerchiefs and shawls in the piece "</b>    | <b>1,512,834</b>  | <b>3,342,967</b>  | <b>2,008,494</b> | <b>2,369,256</b> | <b>2,493,832</b> | <b>2,18,940</b>    | <b>5,17,311</b>    | <b>3,20,407</b>  | <b>3,28,775</b>    | <b>3,03,689</b>  |
| <b>Hosiery—</b>   |                   |                   |                  |                  |                  |                    |                    |                  |                    |                  |
| Stockings and socks Dozen                               | 3,348             | 3,893             | 8,750            | 7,316            | 7,392            | 25,492             | 19,119             | 18,915           | 40,188             | 39,047           |
| Underwear Dozen   | 1,362             | 3,560             | 7,666            | 13,122           | 8,956            | 13,518             | 24,731             | 46,572           | 77,464             | 63,429           |
| Other sorts . . . . . Value                             | —                 | —                 | —                | —                | —                | 13,707             | 17,261             | 57,312           | 32,160             | 43,029           |
| <b>Total Hosiery "</b>                                  | <b>—</b>          | <b>—</b>          | <b>—</b>         | <b>—</b>         | <b>—</b>         | <b>52,907</b>      | <b>61,111</b>      | <b>1,22,799</b>  | <b>1,49,812</b>    | <b>1,45,505</b>  |
| Lace and patent net . . . . . Yards                     | 783,667           | 1,469,021         | 1,479,498        | 1,923,239        | 1,807,340        | 3,92,578           | 6,42,075           | 6,5,662          | 8,51,221           | 7,78,981         |

(a) Sub-divided into groups by counts from 1984-85.  
 (b) Separately recorded from 1984-85.



UNITED KINGDOM (including CHANNEL ISLANDS)—continued

IMPORTS THEREFROM—continued

| ARTICLES  | QUANTITY           |                    |                    |                    |                    | VALUE              |                    |                    |                    |                    |
|---|--------------------|--------------------|--------------------|--------------------|--------------------|--------------------|--------------------|--------------------|--------------------|--------------------|
|   | 1931-32            | 1932-33            | 1933-34            | 1934-35            | 1935-36            | 1931-32            | 1932-33            | 1933-34            | 1934-35            | 1935-36            |
|   |                    |                    |                    |                    |                    | £                  | £                  | £                  | £                  | £                  |
| <b>TEXTILES—continued</b>   |                    |                    |                    |                    |                    |                    |                    |                    |                    |                    |
| <b>COTTON—continued</b>   |                    |                    |                    |                    |                    |                    |                    |                    |                    |                    |
| <b>Manufactures—continued</b>                                       |                    |                    |                    |                    |                    |                    |                    |                    |                    |                    |
| <b>Piece-goods—</b>   |                    |                    |                    |                    |                    |                    |                    |                    |                    |                    |
| <b>Grey (unbleached)—</b>   |                    |                    |                    |                    |                    |                    |                    |                    |                    |                    |
| <b>Plain Grey—</b>  |                    |                    |                    |                    |                    |                    |                    |                    |                    |                    |
| Dhutis, Saris and Scarves . . . . .Yards                            | 185,290            | 397,068            | 260,172            | 1,247,774          | 36,070             | 20,777             | 66,988             | 40,167             | 1,83,764           | 4,825              |
| Drills and Jeans . . . . .  | 49,473             | 18,380             | 69,040             | 31,804             | 22,866             | 12,857             | 4,604              | 19,064             | 8,322              | 5,475              |
| Jaconets, including Madapolams, Mulls and Cambrics . . . . .        | 23,030,224         | 26,645,079         | 22,086,764         | 2,844,440          | 19,510,092         | 34,95,014          | 37,65,244          | 30,04,134          | 27,46,417          | 25,11,131          |
| Longcloth and Shirtings . . . . .                                   | 3,350,449          | 3,776,947          | 3,762,303          | 2,063,558          | 1,793,132          | 3,90,284           | 4,84,059           | 4,34,386           | 2,21,005           | 2,13,092           |
| Unspecified descriptions . . . . .                                  | 1,692,328          | 1,825,940          | 904,701            | 683,999            | 1,019,150          | 2,10,422           | 1,58,869           | 1,05,702           | 1,08,553           | 1,36,778           |
| <b>Total Plain Grey.</b>  | <b>28,907,764</b>  | <b>32,064,014</b>  | <b>27,083,880</b>  | <b>25,071,575</b>  | <b>22,382,219</b>  | <b>41,85,354</b>   | <b>44,74,764</b>   | <b>36,03,453</b>   | <b>32,73,001</b>   | <b>28,71,901</b>   |
| <b>Bordered Grey—</b>   |                    |                    |                    |                    |                    |                    |                    |                    |                    |                    |
| <b>Chadars . . . . .</b>  | 5,457              | 45,238             | 74,352             | 68,505             | 223,607            | 847                | 7,816              | 14,346             | 13,004             | 38,363             |
| Dhutis, Saris and Scarves . . . . .                                 | 30,764,145         | 78,963,464         | 60,986,561         | 78,992,018         | 62,821,908         | 54,17,040          | 1,21,12,590        | 98,65,746          | 1,18,90,070        | 1,03,87,017        |
| Jaconets, including Madapolams, Mulls and Cambrics . . . . .        | ..                 | ..                 | 46,822             | 3,096,003          | 6,000              | ..                 | ..                 | 10,687             | 5,26,826           | 1,109              |
| Longcloth and Shirtings . . . . .                                   | ..                 | ..                 | ..                 | 423,760            | ..                 | ..                 | ..                 | ..                 | 74,854             | ..                 |
| Unspecified descriptions . . . . .                                  | 1,958              | ..                 | 9,800              | 66,594             | 858                | 787                | ..                 | 1,453              | 20,304             | 108                |
| <b>Total Bordered Grey</b>  | <b>30,771,660</b>  | <b>79,003,732</b>  | <b>61,117,035</b>  | <b>77,646,880</b>  | <b>63,052,433</b>  | <b>54,18,624</b>   | <b>1,31,20,406</b> | <b>98,92,237</b>   | <b>1,25,25,058</b> | <b>1,04,27,277</b> |
| <b>Total Grey (unbleached), Plain and Bordered . . . . .</b>        | <b>59,679,324</b>  | <b>111,073,646</b> | <b>88,200,915</b>  | <b>102,718,455</b> | <b>85,434,652</b>  | <b>95,53,978</b>   | <b>1,75,95,170</b> | <b>1,34,95,690</b> | <b>1,57,98,740</b> | <b>1,32,99,178</b> |
| <b>White (bleached)—</b>  |                    |                    |                    |                    |                    |                    |                    |                    |                    |                    |
| <b>Checks, Spots and Stripes . . . . .</b>                          | 3,585,945          | 7,744,610          | 4,351,946          | 4,729,503          | 4,486,352          | 8,01,353           | 17,91,274          | 11,01,291          | 13,01,927          | 11,60,305          |
| Dhutis, Saris and Scarves . . . . .                                 | 1,890,237          | 3,559,772          | 6,437,909          | 8,735,953          | 4,390,626          | 4,58,114           | 6,54,751           | 14,52,701          | 17,91,996          | 11,01,100          |
| Drills and Jeans . . . . .  | 2,009,352          | 2,664,341          | 4,336,240          | 2,816,063          | 3,644,736          | 8,00,039           | 10,79,398          | 15,55,561          | 10,73,596          | 14,64,389          |
| Embroidered all over (a) . . . . .                                  | —                  | —                  | —                  | 75,223             | 59,247             | —                  | —                  | —                  | 36,222             | 26,583             |
| Flannel and Flannelletics . . . . .                                 | 2,526              | 3,191              | 1,609              | 10,516             | 29,896             | 3,622              | 2,912              | 2,614              | 5,080              | 14,008             |
| Jaconets, Madapolams, Cambrics and Mulls . . . . .                  | 3,327,108          | 8,965,593          | 14,106,621         | 20,842,064         | 16,599,376         | 8,81,765           | 25,32,495          | 38,92,422          | 52,85,304          | 45,19,450          |
| Lawns . . . . .   | 7,218,842          | 12,853,754         | 5,092,304          | 6,008,923          | 6,769,023          | 22,08,047          | 37,08,660          | 14,43,776          | 16,86,402          | 17,78,402          |
| Longcloth and Shirtings . . . . .                                   | 37,772,034         | 40,254,206         | 30,866,113         | 38,917,205         | 36,209,778         | 64,24,481          | 66,27,443          | 70,70,520          | 86,71,013          | 80,80,117          |
| Mulls . . . . .   | 139,714,079        | 187,157,024        | 104,410,602        | 136,270,092        | 111,495,063        | 2,33,09,440        | 2,94,03,259        | 1,72,95,517        | 2,17,23,331        | 1,74,05,739        |
| Nainsooks . . . . .   | 7,324,737          | 7,100,012          | 6,357,471          | 10,178,905         | 3,856,768          | 11,11,692          | 10,49,610          | 8,94,499           | 15,25,254          | 5,13,048           |
| Sheetings . . . . .   | 52,537             | 30,157             | 79,750             | 46,448             | 63,050             | 45,220             | 25,651             | 48,233             | 27,797             | 34,747             |
| Twills . . . . .  | 2,877,591          | 9,163,313          | 6,196,271          | 6,407,733          | 9,578,647          | 9,06,218           | 24,18,764          | 15,42,006          | 16,51,640          | 24,57,074          |
| Unspecified descriptions . . . . .                                  | 1,391,001          | 1,504,970          | 1,917,623          | 1,567,309          | 1,315,109          | 3,63,048           | 3,89,908           | 5,01,801           | 3,82,182           | 3,69,644           |
| <b>Total white (bleached)</b>                                       | <b>207,045,989</b> | <b>281,005,955</b> | <b>184,150,149</b> | <b>236,807,892</b> | <b>198,987,679</b> | <b>4,02,02,098</b> | <b>5,26,79,135</b> | <b>3,68,98,309</b> | <b>4,51,62,250</b> | <b>3,80,58,390</b> |
| <b>Coloured, printed or dyed—</b>                                   |                    |                    |                    |                    |                    |                    |                    |                    |                    |                    |
| <b>Printed goods—</b>   |                    |                    |                    |                    |                    |                    |                    |                    |                    |                    |
| <b>Cambrics, including Madapolams, Mulls and Jaconets . . . . .</b> | 3,057,944          | 6,388,432          | 6,213,671          | 14,598,209         | 12,804,854         | 6,65,621           | 13,84,220          | 14,89,577          | 32,12,511          | 27,23,404          |
| Checks, spots and stripes . . . . .                                 | 889,305            | 1,155,739          | 2,392,212          | 6,141,448          | 4,647,063          | 1,57,904           | 4,09,152           | 6,00,444           | 22,11,515          | 10,50,148          |
| Drills and Jeans . . . . .  | 4,704,845          | 8,567,415          | 3,505,461          | 6,763,178          | 4,981,663          | 11,45,863          | 18,12,821          | 7,32,880           | 12,85,441          | 8,80,581           |
| Flannel and Flannelletics . . . . .                                 | 13,652             | 31,868             | 60,774             | 904,550            | 278,574            | 3,982              | 5,082              | 19,841             | 1,72,948           | 34,088             |
| Lungs . . . . .   | 3,748,954          | 6,724,968          | 1,982,076          | 2,757,982          | 2,106,167          | 12,48,248          | 22,50,367          | 6,98,183           | 9,66,806           | 7,72,487           |

(a) Separately recorded from 1934-35.

## No. 13—continued

## UNITED KINGDOM (including CHANNEL ISLANDS)—continued

## IMPORTS THEREFROM—continued

| ARTICLES   | QUANTITY          |                   |                   |                    |                   | VALUE              |                    |                    |                    |                    |
|--|-------------------|-------------------|-------------------|--------------------|-------------------|--------------------|--------------------|--------------------|--------------------|--------------------|
|  | 1931-32           | 1932-33           | 1933-34           | 1934-35            | 1935-36           | 1931-32            | 1932-33            | 1933-34            | 1934-35            | 1935-36            |
|  |                   |                   |                   |                    |                   | £                  | £                  | £                  | £                  | £                  |
| <b>TEXTILES—continued</b>  |                   |                   |                   |                    |                   |                    |                    |                    |                    |                    |
| <b>COTTON—continued</b>  |                   |                   |                   |                    |                   |                    |                    |                    |                    |                    |
| Manufactures—continued   |                   |                   |                   |                    |                   |                    |                    |                    |                    |                    |
| Piece-goods—continued  |                   |                   |                   |                    |                   |                    |                    |                    |                    |                    |
| Coloured, printed or dyed—continued                              |                   |                   |                   |                    |                   |                    |                    |                    |                    |                    |
| Printed goods—continued  |                   |                   |                   |                    |                   |                    |                    |                    |                    |                    |
| Prints and Chints Yards  | 13,366,661        | 27,497,927        | 14,447,389        | 13,865,415         | 9,364,173         | 23,74,408          | 58,47,956          | 31,45,950          | 30,98,272          | 20,92,545          |
| Saris and Scarves  | 7,353,919         | 14,286,894        | 14,675,756        | 22,419,063         | 16,583,758        | 17,35,082          | 36,64,417          | 31,98,758          | 45,63,448          | 34,08,734          |
| Sateens  | 837,677           | 2,546,411         | 846,746           | 579,766            | 629,868           | 2,55,394           | 7,46,308           | 2,92,292           | 2,13,406           | 2,19,137           |
| Shirtings  | 15,873,043        | 18,544,867        | 8,131,999         | 17,153,155         | 12,213,150        | 36,04,718          | 33,49,326          | 17,31,784          | 31,00,937          | 23,66,941          |
| Twills   | 930,679           | 1,130,332         | 359,703           | 2,004,130          | 363,676           | 1,97,733           | 2,54,355           | 1,30,012           | 3,53,770           | 93,394             |
| Woven Lungis and Sarongs   | 178,119           | 434,549           | 452,695           | 727,309            | 199,735           | 77,952             | 1,95,395           | 1,74,743           | 2,59,463           | 73,971             |
| Unspecified descriptions   | 402,274           | 969,919           | 2,017,433         | 4,239,311          | 2,964,247         | 1,02,902           | 2,94,900           | 5,32,013           | 3,19,923           | 7,73,457           |
| <b>Total Printed goods</b>                                       | <b>50,876,472</b> | <b>33,378,365</b> | <b>55,924,970</b> | <b>97,054,546</b>  | <b>67,637,313</b> | <b>1,21,26,313</b> | <b>2,07,08,283</b> | <b>1,20,31,495</b> | <b>2,09,53,234</b> | <b>1,50,33,337</b> |
| Dyed goods—  |                   |                   |                   |                    |                   |                    |                    |                    |                    |                    |
| Cambrics, including Madapolams, Muslins, Mulls and Jaconets      | 12,560,762        | 29,074,375        | 27,007,130        | 34,627,632         | 27,117,096        | 29,77,519          | 59,59,353          | 50,15,613          | 63,49,122          | 43,26,733          |
| Checks, spots and stripes  | 1,751,192         | 6,039,413         | 5,651,911         | 6,292,913          | 6,480,300         | 5,93,976           | 13,23,543          | 20,77,056          | 22,37,740          | 23,52,790          |
| Dhutties   | 69,127            | 163,043           | 23,363            | 135,604            | ..                | 14,124             | 29,332             | 5,121              | 36,343             | ..                 |
| Drills and Jeans   | 2,134,127         | 1,891,773         | 3,390,335         | 2,300,155          | 2,892,542         | 7,31,129           | 6,30,901           | 3,79,763           | 9,10,145           | 9,02,429           |
| Embroidered all overs (a)  | ..                | ..                | ..                | 143,663            | 33,110            | ..                 | ..                 | ..                 | 33,224             | 10,344             |
| Flannel and Flannelities   | 263,631           | 57,317            | 142,195           | 600,741            | 176,173           | 55,357             | 13,331             | 37,393             | 1,30,166           | 50,733             |
| Italian cloth and sateens  | 10,764,390        | 20,072,367        | 9,912,316         | 20,213,202         | 7,522,421         | 31,74,654          | 51,18,391          | 34,32,173          | 43,45,193          | 21,02,717          |
| Lungis   | 119,333           | 234,016           | 37,133            | 33,403             | 54,333            | 34,043             | 79,132             | 14,123             | 9,933              | 16,343             |
| Prints and Chints  | 2,441,346         | 4,061,173         | 2,169,762         | 1,543,301          | 1,223,257         | 5,17,541           | 9,04,664           | 4,64,565           | 2,30,316           | 2,23,600           |
| Saris and Scarves  | 323,433           | 1,110,237         | 1,956,910         | 1,453,130          | 790,304           | 2,05,197           | 2,65,517           | 3,32,060           | 2,36,552           | 1,57,097           |
| Shirtings  | 3,551,634         | 12,313,149        | 9,897,379         | 10,310,332         | 9,413,117         | 16,53,925          | 23,56,012          | 20,19,335          | 22,47,513          | 20,65,436          |
| Twills   | 3,671,656         | 9,699,155         | 9,147,123         | 12,739,640         | 10,051,423        | 20,91,439          | 37,52,654          | 26,91,513          | 40,30,334          | 29,99,224          |
| Woven Lungis and Sarongs   | 107,465           | 32,625            | 6,320             | 17,276             | ..                | 35,735             | 1,445              | 1,563              | 7,236              | ..                 |
| Unspecified descriptions   | 6,934,332         | 10,335,763        | 3,140,663         | 11,725,335         | 13,295,367        | 29,49,197          | 33,67,767          | 30,06,157          | 37,72,931          | 41,00,097          |
| <b>Total Dyed goods</b>  | <b>55,197,573</b> | <b>94,694,310</b> | <b>76,495,145</b> | <b>102,240,993</b> | <b>73,855,503</b> | <b>1,47,33,091</b> | <b>2,34,63,537</b> | <b>1,90,76,900</b> | <b>2,51,77,919</b> | <b>1,93,44,952</b> |
| Woven coloured goods—  |                   |                   |                   |                    |                   |                    |                    |                    |                    |                    |
| Cambrics, including Madapolams, Muslins, Mulls and Jaconets      | 125,457           | 369,311           | 422,353           | 1,107,113          | 339,744           | 35,564             | 1,11,590           | 1,12,619           | 2,99,423           | 35,934             |
| Checks, spots and stripes  | 1,077,724         | 3,317,309         | 3,494,923         | 1,734,434          | 657,377           | 3,72,062           | 12,12,733          | 10,35,305          | 5,60,643           | 2,33,273           |
| Coatings and Trouserings, including Cashmores, Serges and Tweeds | 760,562           | 1,135,120         | 1,231,691         | 2,204,303          | 2,199,475         | 3,37,573           | 6,35,716           | 6,69,326           | 11,04,353          | 9,06,020           |
| Dhutties   | 25,110            | 152,021           | 35,131            | 63,247             | 35,620            | 6,151              | 36,515             | 12,342             | 12,399             | 6,731              |
| Drills and Jeans   | 44,043            | 16,925            | 4,150             | 179,390            | 63,361            | 9,412              | 14,016             | 6,113              | 37,121             | 16,176             |
| Flannel and Flannelities   | 131,306           | 194,406           | 195,197           | 113,995            | 120,035           | 37,334             | 63,012             | 61,396             | 30,375             | 32,443             |
| Lungis and Sarongs   | 179,090           | 1,017,333         | 94,519            | 274,233            | 393,121           | 72,763             | 3,34,416           | 31,433             | 1,13,274           | 1,22,442           |
| Prints and Chints  | 6,123             | 6,446             | 239,213           | 410,301            | 15,504            | 3,046              | 2,754              | 42,025             | 65,737             | 6,011              |
| Saris and Scarves  | 194,333           | 100,905           | 412,412           | 541,553            | 700,369           | 49,393             | 39,514             | 31,409             | 1,09,913           | 1,13,023           |
| Shirtings  | 1,272,046         | 4,060,530         | 2,713,963         | 4,949,462          | 3,040,477         | 4,91,320           | 13,72,543          | 7,29,151           | 10,36,139          | 6,55,722           |

(a) Separately recorded from 1934-35.

UNITED KINGDOM (including CHANNEL ISLANDS)—continued

IMPORTS THEREFROM—continued

| ARTICLES  | QUANTITY           |                    |                    |                    |                    | VALUE              |                     |                     |                     |                     |
|---|--------------------|--------------------|--------------------|--------------------|--------------------|--------------------|---------------------|---------------------|---------------------|---------------------|
|   | 1931-32            | 1932-33            | 1933-34            | 1934-35            | 1935-36            | 1931-32            | 1932-33             | 1933-34             | 1934-35             | 1935-36             |
|   |                    |                    |                    |                    |                    | £                  | £                   | £                   | £                   | £                   |
| <b>FIBRES—continued</b>   |                    |                    |                    |                    |                    |                    |                     |                     |                     |                     |
| <b>COTTON—concluded</b>   |                    |                    |                    |                    |                    |                    |                     |                     |                     |                     |
| <b>Manufactures—concluded</b>   |                    |                    |                    |                    |                    |                    |                     |                     |                     |                     |
| <b>Piece-goods—concluded</b>  |                    |                    |                    |                    |                    |                    |                     |                     |                     |                     |
| <b>Coloured, printed or dyed—continued</b>                              |                    |                    |                    |                    |                    |                    |                     |                     |                     |                     |
| <b>Woven coloured goods—continued</b>                                   |                    |                    |                    |                    |                    |                    |                     |                     |                     |                     |
| Twills . . . Yards  | 44,400             | 17,505             | 35,089             | 122,448            | 56,032             | 9,425              | 7,741               | 10,842              | 86,280              | 18,651              |
| Velvet and Velveteens . . . "   | 190,343            | 267,715            | 252,807            | 541,800            | 413,241            | 1,40,463           | 1,96,572            | 2,02,762            | 4,26,903            | 3,12,861            |
| Unspecified descriptions . . . "  | 155,884            | 266,112            | 733,287            | 1,462,961          | 774,414            | 55,805             | 1,07,921            | 2,83,008            | 4,55,032            | 2,74,543            |
| <b>Total Woven Coloured goods . . . "</b>                               | <b>4,196,823</b>   | <b>11,262,343</b>  | <b>9,980,168</b>   | <b>13,766,164</b>  | <b>8,760,026</b>   | <b>16,71,145</b>   | <b>41,90,043</b>    | <b>33,53,005</b>    | <b>43,42,947</b>    | <b>23,33,900</b>    |
| <b>Total Coloured, Printed or Dyed goods . . . "</b>                    | <b>110,270,875</b> | <b>194,326,118</b> | <b>142,400,278</b> | <b>213,067,703</b> | <b>155,253,352</b> | <b>2,35,35,949</b> | <b>4,87,62,528</b>  | <b>3,54,11,400</b>  | <b>5,04,79,100</b>  | <b>3,77,67,230</b>  |
| <b>FIBRES—</b>  |                    |                    |                    |                    |                    |                    |                     |                     |                     |                     |
| Fents not more than 9 yards in length (a) . . . "                       | 5,849,427          | 9,182,504          | 10,413,373         | —                  | —                  | 11,43,035          | 15,41,691           | 15,20,833           | —                   | —                   |
| Others (a) . . . "  | 652,202            | 1,530,675          | 607,542            | —                  | —                  | 1,59,002           | 3,87,361            | 1,38,282            | —                   | —                   |
| <b>Total of Fents . . . "</b>   | <b>6,501,629</b>   | <b>10,713,179</b>  | <b>11,020,915</b>  | <b>—</b>           | <b>—</b>           | <b>13,01,147</b>   | <b>19,29,052</b>    | <b>16,59,115</b>    | <b>—</b>            | <b>—</b>            |
| Goods of cotton mixed with other materials (b) . . . "                  | —                  | —                  | —                  | 27,668             | 86,167             | —                  | —                   | —                   | 18,782              | 48,731              |
| Rope . . . Lbs.   | 765,381            | 727,272            | 552,200            | 653,622            | 753,707            | 6,34,183           | 5,59,845            | 4,59,127            | 5,59,200            | 6,78,943            |
| Thread—   |                    |                    |                    |                    |                    |                    |                     |                     |                     |                     |
| B. wing or Darning . . . "  | 1,626,791          | 1,793,707          | 1,628,630          | 1,841,154          | 1,601,659          | 47,25,091          | 48,86,641           | 44,53,521           | 48,65,865           | 43,06,759           |
| Others (b) . . . "  | —                  | —                  | —                  | 193,152            | 212,356            | —                  | —                   | —                   | 6,55,402            | 6,64,433            |
| Other sorts of manufactures . . . Value                                 | —                  | —                  | —                  | —                  | —                  | 6,79,213           | 10,00,540           | 8,04,088            | 4,47,447            | 4,67,179            |
| <b>Total Cotton Manufactures (including twist and yarn) . . . Value</b> | <b>—</b>           | <b>—</b>           | <b>—</b>           | <b>—</b>           | <b>—</b>           | <b>9,87,74,855</b> | <b>14,21,95,058</b> | <b>10,42,73,320</b> | <b>12,99,43,957</b> | <b>10,79,24,388</b> |
| Fents of all descriptions not exceeding 4 yards in length (b) Yards     | —                  | —                  | —                  | 9,237,849          | 7,030,739          | —                  | —                   | —                   | 12,90,340           | 9,60,493            |
| <b>FLAX—</b>  |                    |                    |                    |                    |                    |                    |                     |                     |                     |                     |
| Twist and yarn . . . Lbs.   | 34,637             | 13,106             | 4,995              | 16,634             | 22,715             | 27,736             | 11,492              | 3,942               | 15,355              | 32,188              |
| Manufactures—   |                    |                    |                    |                    |                    |                    |                     |                     |                     |                     |
| Canvas . . . Yards  | 956,503            | 1,041,515          | 1,043,750          | 1,162,201          | 887,631            | 7,81,617           | 7,81,302            | 8,81,363            | 9,23,344            | 8,64,564            |
| Piece-goods . . . "   | 582,583            | 552,433            | 462,304            | 810,124            | 249,872            | 2,58,450           | 2,49,763            | 2,01,580            | 1,83,529            | 1,76,387            |
| Thread, sewing . . . Lbs.   | 185,412            | 113,186            | 113,411            | 101,771            | 108,503            | 1,93,779           | 1,72,211            | 1,62,986            | 1,79,462            | 1,93,453            |
| Other sorts . . . "   | 244,695            | 251,473            | 231,442            | 256,449            | 289,528            | 4,17,791           | 3,55,797            | 3,81,247            | 3,69,913            | 4,68,129            |
| <b>Total Flax manufactures (including twist and yarn) . . . Value</b>   | <b>—</b>           | <b>—</b>           | <b>—</b>           | <b>—</b>           | <b>—</b>           | <b>10,79,369</b>   | <b>16,07,565</b>    | <b>15,84,118</b>    | <b>16,71,603</b>    | <b>17,34,721</b>    |
| <b>HABERDASHERY AND MILLINERY—</b>                                      |                    |                    |                    |                    |                    |                    |                     |                     |                     |                     |
| <b>Lace and Embroidery Value</b>  |                    |                    |                    |                    |                    |                    |                     |                     |                     |                     |
| Ribbons (b) . . . Yards   | —                  | —                  | —                  | —                  | —                  | 2,31,002           | 2,92,333            | 2,08,632            | 2,57,375            | 1,92,720            |
| Towels not in the piece . . . No.                                       | 80,256             | 52,922             | 62,719             | 54,225             | 62,832             | 35,473             | 31,286              | 53,019              | 42,650              | 48,977              |
| Other sorts . . . Value   | —                  | —                  | —                  | —                  | —                  | 10,84,490          | 10,72,261           | 10,10,533           | 9,21,404            | 8,33,293            |
| <b>Total Haberdashery and Millinery . . . "</b>                         | <b>—</b>           | <b>—</b>           | <b>—</b>           | <b>—</b>           | <b>—</b>           | <b>13,50,965</b>   | <b>13,95,880</b>    | <b>12,72,184</b>    | <b>12,45,583</b>    | <b>11,00,420</b>    |
| <b>HEMP—</b>  |                    |                    |                    |                    |                    |                    |                     |                     |                     |                     |
| Manufactures (excluding cordage) . . . Value                            | —                  | —                  | —                  | —                  | —                  | 10,950             | 14,715              | 38,681              | 14,771              | 15,945              |
| <b>JUTE—</b>  |                    |                    |                    |                    |                    |                    |                     |                     |                     |                     |
| Twist and yarn . . . Lbs.   | 10,714             | 10,602             | 12,592             | 12,708             | 18,608             | 5,115              | 2,903               | 3,402               | 2,440               | 6,635               |
| Manufactures—   |                    |                    |                    |                    |                    |                    |                     |                     |                     |                     |
| Canvas . . . Yards  | 57,827             | 34,265             | 38,949             | 55,989             | 49,089             | 47,022             | 29,195              | 33,558              | 37,825              | 57,846              |
| Gunny bags . . . No.  | 23,161             | 47,200             | 71,749             | 176,203            | 235,004            | 5,655              | 6,085               | 13,301              | 39,648              | 30,728              |
| Gunny cloth . . . Yards   | 19,433             | 289,747            | 170,591            | 205,214            | 129,017            | 3,002              | 32,451              | 47,383              | 58,881              | 36,354              |
| Rope and twine . . . Cwts.  | 252                | 328                | 192                | 371                | 1,191              | 19,641             | 16,979              | 11,050              | 15,226              | 5,432               |
| Other kinds . . . "   | 2,180              | 3,077              | 920                | 803                | 1,025              | 73,839             | 52,786              | 30,231              | 24,386              | 47,514              |
| <b>Total Jute (including Twist and Yarn) Value</b>                      | <b>—</b>           | <b>—</b>           | <b>—</b>           | <b>—</b>           | <b>—</b>           | <b>1,55,234</b>    | <b>1,90,399</b>     | <b>1,38,625</b>     | <b>1,78,866</b>     | <b>2,34,539</b>     |

(a) Discontinued from 1934-35.  
(b) Separately recorded from 1934-35.

## No. 13—continued

## UNITED KINGDOM (including CHANNEL ISLANDS)—continued

## IMPORTS THEREFROM—continued

| ARTICLES   | QUANTITY              |                     |                     |                     |                     | VALUE     |           |           |           |           |
|--|-----------------------|---------------------|---------------------|---------------------|---------------------|-----------|-----------|-----------|-----------|-----------|
|  | 1931-32               | 1932-33             | 1933-34             | 1934-35             | 1935-36             | 1931-32   | 1932-33   | 1933-34   | 1934-35   | 1935-36   |
| <b>TEXTILES—continued</b>  |                       |                     |                     |                     |                     |           |           |           |           |           |
| <b>SILK—</b>   |                       |                     |                     |                     |                     |           |           |           |           |           |
| Raw and Cocoons* Lbs.  | ..                    | 8,336               | 5                   | 1,206               | 1                   | ..        | 14,554    | 87        | 8,820     | 14        |
| Silk yarn, noils and warps (a)   | 62,018                | 259,639             | 267,925             | —                   | —                   | 1,70,051  | 6,57,884  | 4,29,891  | —         | —         |
| Made from silk other than waste or noils (b)   | —                     | —                   | —                   | 1,016               | 16                  | —         | —         | —         | 9,895     | 175       |
| Made from silk waste or noils (b)  | —                     | —                   | —                   | 585,217             | 388,495             | —         | —         | —         | 9,42,684  | 6,59,988  |
| Manufactures—  |                       |                     |                     |                     |                     |           |           |           |           |           |
| Goods of silk mixed with other materials Yds.  | 185,152               | 249,889             | 182,144             | 212,978             | 99,149              | 2,31,517  | 2,93,984  | 1,82,895  | 2,48,539  | 1,80,687  |
| Hosiery—Socks and stockings made chiefly of silk (b) Lbs.  | —                     | —                   | —                   | 2,576               | 2,189               | —         | —         | —         | 30,218    | 26,599    |
| Piece-goods Yds.   | 147,516               | 91,993              | 48,224              | 86,723              | 11,325              | 1,68,565  | 85,497    | 68,095    | 55,405    | 23,729    |
| Thread for sewing Lbs.   | 5,851                 | 5,384               | 8,511               | 3,730               | 1,947               | 80,383    | 69,874    | 53,517    | 54,778    | 39,474    |
| Other sorts  | 8,587                 | 12,190              | 14,994              | 3,792               | 4,525               | 52,841    | 63,820    | 81,265    | 22,451    | 34,909    |
| Total Silk manufactures (including Silk yarn, etc.) Value  | —                     | —                   | —                   | —                   | —                   | 6,98,857  | 11,71,089 | 8,15,268  | 13,68,730 | 9,15,641  |
| <b>WOOL—</b>   |                       |                     |                     |                     |                     |           |           |           |           |           |
| Raw Lbs.   | 978,512               | 2,127,581           | 1,539,382           | 2,243,670           | 1,688,057           | 8,71,470  | 18,24,994 | 14,30,787 | 18,42,013 | 12,67,317 |
| Yarn and knitting wool—  |                       |                     |                     |                     |                     |           |           |           |           |           |
| Worsted yarn for weaving   | 152,021               | 160,420             | 300,471             | 227,540             | 35,762              | 1,91,568  | 2,19,142  | 2,92,189  | 2,83,964  | 56,068    |
| Knitting wool  | 199,129               | 344,306             | 421,303             | 619,366             | 261,119             | 3,43,836  | 6,14,684  | 7,28,347  | 10,81,252 | 5,85,782  |
| Manufactures—  |                       |                     |                     |                     |                     |           |           |           |           |           |
| Blankets and rugs other than floor rugs  | 59,017                | 59,038              | 87,291              | 115,826             | 59,540              | 85,775    | 88,180    | 1,07,816  | 1,36,712  | 97,540    |
| Carpets and floor rugs   | 75,581                | 51,256              | 75,362              | 104,053             | 147,544             | 2,00,027  | 1,77,177  | 1,52,343  | 2,37,014  | 3,06,496  |
| Hosiery (c) Woolen knitted apparel (d)   | 124,666               | 107,179             | 108,866             | 133,511             | —                   | 5,57,810  | 4,57,947  | 4,63,881  | 5,49,230  | —         |
| Other sorts (e) Woolen and Worsted   | —                     | —                   | —                   | —                   | 101,121             | —         | —         | —         | —         | 435,114   |
| Goods of wool mixed with other materials (b) Yds.  | 1,311,889             | 2,793,737           | 3,181,372           | 2,077,705           | 1,932,119           | 24,77,635 | 52,47,579 | 57,44,260 | 46,53,540 | 43,58,671 |
| Ruffle cloth and Shawl th (d)  | —                     | —                   | —                   | 2,125,573           | 1,822,711           | —         | —         | —         | 29,46,896 | 23,76,517 |
| Roller cloth, clearer cloth and siza   | —                     | —                   | —                   | —                   | 28,535              | —         | —         | —         | —         | 15,931    |
| Flannel (e)  | —                     | —                   | —                   | —                   | 106,083             | —         | —         | —         | —         | 321,282   |
| Shawls and bolles No.  | 2,504                 | 10,865              | 8,908               | 1,770               | 2,761               | 12,018    | 37,402    | 24,433    | 4,710     | 5,882     |
| Other sorts Lbs.   | 192,620               | 343,374             | 324,365             | 220,292             | 162,985             | 1,84,273  | 8,35,757  | 8,44,911  | 1,23,146  | 1,29,112  |
| Total Wool Manufactures (including yarn and knitting wool) Value                                       | —                     | —                   | —                   | —                   | —                   | 40,52,932 | 71,77,524 | 78,57,630 | 99,65,514 | 37,93,007 |
| <b>ARTIFICIAL SILK—</b>  |                       |                     |                     |                     |                     |           |           |           |           |           |
| Artificial Silk yarn Lbs.  | 999,066               | 1,056,450           | 1,589,132           | 861,567             | 522,265             | 10,57,869 | 14,34,958 | 12,89,638 | 6,02,702  | 3,32,776  |
| Hosiery—Socks and stockings made chiefly of artificial silk (b) Lbs.                                   | —                     | —                   | —                   | 9,970               | 7,786               | —         | —         | —         | 47,572    | 34,285    |
| Piece-goods made entirely of artificial Silk Yds.  | 439,338               | 429,888             | 431,324             | 461,656             | 348,730             | 3,08,397  | 3,53,677  | 2,31,403  | 2,90,695  | 2,44,608  |
| Goods of artificial silk mixed with other materials (b) (i) Containing 50 per cent or more cotton Yds. | —                     | —                   | —                   | 3,023,001           | 1,809,266           | —         | —         | —         | 11,88,859 | 7,06,853  |
| (ii) Containing no cotton or less than 50 per cent cotton  | —                     | —                   | —                   | 254,614             | 124,970             | —         | —         | —         | 1,67,334  | 1,08,552  |
| Piece-goods of cotton and artificial silk (e) Value  | 1,336,354             | 3,147,033           | 2,302,040           | —                   | —                   | 6,53,685  | 13,52,883 | 11,24,603 | —         | —         |
| Other sorts  | —                     | —                   | —                   | —                   | —                   | 3,70,432  | 4,78,920  | 4,13,794  | 93,272    | 57,797    |
| Fabrics containing gold and silver thread (b)  | —                     | —                   | —                   | —                   | —                   | —         | —         | —         | 10,853    | 3,239     |
| <b>OTHER TEXTILES—</b>   |                       |                     |                     |                     |                     |           |           |           |           |           |
| Raw Manufactured Value   | ..                    | ..                  | ..                  | 64                  | 149                 | 1,75,132  | 2,03,179  | 3,10,061  | 5,532     | 19,424    |
| <b>TOBACCO—</b>  |                       |                     |                     |                     |                     |           |           |           |           |           |
| Unmanufactured Lbs.  | 146,507               | 349,558             | 2,021,805           | 1,133,075           | 858,144             | 303,993   | 4,08,139  | 20,15,117 | 7,98,852  | 3,72,874  |
| Manufactured—  |                       |                     |                     |                     |                     |           |           |           |           |           |
| Cigars No. Lbs.  | 59,996 740            | 26,547 441          | 39,785 699          | 28,855 606          | 30,435 455          | 11,961    | 7,390     | 9,932     | 6,645     | 6,600     |
| Cigarettes No. Lbs.  | 481,360,793 1,189,659 | 389,499,222 720,790 | 132,236,806 474,934 | 218,053,891 556,557 | 301,013,465 730,899 | 43,54,530 | 26,30,716 | 16,61,063 | 21,03,699 | 26,63,055 |
| Tobacco for pipes and Cigarettes   | 115,126               | 35,656              | 37,565              | 47,021              | 35,478              | 737,853   | 2,37,038  | 2,36,345  | 3,17,746  | 2,43,825  |
| Other sorts  | 40,991                | 35,456              | 40,755              | 33,149              | 32,435              | 1,95,942  | 1,60,132  | 1,89,432  | 1,41,243  | 1,51,997  |
| Total Tobacco  | 1,493,023             | 1,141,901           | 2,575,758           | 1,770,408           | 1,206,911           | 61,54,279 | 34,43,475 | 41,12,589 | 33,23,135 | 34,38,351 |
| <b>TOILET REQUISITES (NOT SPECIFIED ELSEWHERE) Value</b>   | —                     | —                   | —                   | —                   | —                   | 13,13,247 | 20,72,745 | 22,15,333 | 24,84,490 | 26,84,258 |

\* Figures prior to 1935-36 relate to silk raw only.

(a) Sub-divided from 1934-35.

(b) Separately recorded from 1934-35.

(c) Sub-divided into two heads from 1935-36.

(d) Separately recorded from 1935-36.

(e) Dis continued from 1934-35. 13

UNITED KINGDOM (including CHANNEL ISLANDS)—continued

IMPORTS THEREFROM—continued

| ARTICLES   | QUANTITY |         |         |         |         | VALUE     |           |             |             |             |
|--|----------|---------|---------|---------|---------|-----------|-----------|-------------|-------------|-------------|
|  | 1931-32  | 1932-33 | 1933-34 | 1934-35 | 1935-36 | 1931-32   | 1932-33   | 1933-34     | 1934-35     | 1935-36     |
|  |          |         |         |         |         | £         | £         | £           | £           | £           |
| <b>TOYS AND REQUISITES FOR GAMES AND SPORTS (including FISHING TACKLE)—</b>                                    |          |         |         |         |         |           |           |             |             |             |
| Toys . . . . . Value   | —        | —       | —       | —       | —       | 4,48,264  | 3,55,254  | 3,05,829    | 3,89,869    | 3,88,60     |
| Requisites for games and sports (excluding firearms, etc.)—  |          |         |         |         |         |           |           |             |             |             |
| Playing cards . . . . .  | —        | —       | —       | —       | —       | 1,11,164  | 2,25,543  | 1,52,602    | 1,80,372    | 1,55,42     |
| Other sorts . . . . .  | —        | —       | —       | —       | —       | 5,05,868  | 4,65,108  | 6,13,827    | 6,16,751    | 6,05,44     |
| Total Toys and requisites for games and sports, etc. . . . .   | —        | —       | —       | —       | —       | 10,05,290 | 10,45,905 | 11,02,268   | 11,05,902   | 12,09,47    |
| <b>UMBRELLAS AND UMBRELLA FITTINGS—</b>  |          |         |         |         |         |           |           |             |             |             |
| Umbrellas, complete including parasols and sunshades No.   | 33,599   | 28,380  | 30,802  | 21,099  | 26,932  | 25,338    | 55,153    | 66,493      | 59,370      | 66,841      |
| Umbrella fittings . . . . . Value  | —        | —       | —       | —       | —       | 6,04,327  | 3,02,922  | 2,89,429    | 2,57,566    | 2,61,891    |
| <b>VANCOLES, excluding LOCOMOTIVES, ETC., FOR RAILWAYS—</b>  |          |         |         |         |         |           |           |             |             |             |
| Carrriages and carts not mechanically propelled and parts thereof (excluding Railway carriages, trucks, etc.)— |          |         |         |         |         |           |           |             |             |             |
| Carrriages and carts not mechanically propelled (excluding Railway carriages, trucks, etc.) No.                | 199      | 292     | 417     | 618     | 1,024   | 22,122    | 84,892    | 47,089      | 68,220      | 1,11,509    |
| Parts of carrriages and carts (excluding rubber tyres) . . . . . Value   | —        | —       | —       | —       | —       | 1,84,097  | 1,21,073  | 1,87,337    | 4,13,786    | 3,89,025    |
| Perambulators and children's go-carts . . . . . No.  | 5,390    | 4,992   | 3,775   | 3,654   | 3,937   | 1,35,351  | 1,06,294  | 80,642      | 77,590      | 84,308      |
| Parts of perambulators and children's go-carts Value   | —        | —       | —       | —       | —       | 31,209    | 38,422    | 29,118      | 19,605      | 17,307      |
| Total of Carrriages and Carts, etc. . . . .  | —        | —       | —       | —       | —       | 3,74,270  | 3,45,781  | 3,44,186    | 5,79,201    | 6,02,209    |
| <b>Cycles (other than motor cycles) and parts thereof and accessories—</b>                                     |          |         |         |         |         |           |           |             |             |             |
| Cycle: imported entire or in sections . . . . . No.  | 46,780   | 58,759  | 71,760  | 90,433  | 123,069 | 16,93,348 | 18,52,763 | 23,17,831   | 29,22,708   | 37,70,459   |
| Parts of cycles and accessories (excluding rubber tyres) . . . . . Value                                       | —        | —       | —       | —       | —       | 26,84,377 | 33,43,880 | 39,49,397   | 42,09,852   | 45,08,241   |
| Total of Cycle . . . . .   | —        | —       | —       | —       | —       | 42,39,125 | 51,96,152 | 62,67,228   | 70,82,560   | 82,78,700   |
| <b>Mechanically propelled vehicles (excluding railway locomotives and tractors)—</b>                           |          |         |         |         |         |           |           |             |             |             |
| Aircraft . . . . . No.   | 15       | 17      | 22      | 25      | 19      | 1,37,935  | 1,98,218  | 2,52,905    | 3,44,607    | 3,32,894    |
| Parts of aircraft . . . . . Value  | —        | —       | —       | —       | —       | 86,499    | 1,33,100  | 3,94,374    | 2,41,544    | 3,00,109    |
| Carrriages and parts for Railways . . . . .  | —        | —       | —       | —       | —       | 36,81,034 | 17,33,302 | 23,70,971   | 32,00,904   | 42,57,495   |
| Wagons and parts for Railways . . . . .  | —        | —       | —       | —       | —       | 15,05,759 | 10,62,920 | 8,45,620    | 21,17,212   | 37,35,050   |
| Motor cars (including taxi cabs) . . . . . No.   | 2,178    | 3,958   | 5,348   | 6,811   | 6,744   | 50,35,069 | 80,05,887 | 1,06,14,709 | 1,23,73,824 | 1,26,65,032 |
| Motor cycles (including scooters) . . . . .  | 803      | 602     | 612     | 675     | 554     | 3,9,816   | 3,26,857  | 2,98,555    | 3,37,871    | 2,75,679    |

## No. 13—continued

## UNITED KINGDOM (including CHANNEL ISLANDS)—continued

## IMPORTS THEREFROM—continued

| ARTICLES  | QUANTITY |         |         |         |         | VALUE        |              |              |              |              |
|---|----------|---------|---------|---------|---------|--------------|--------------|--------------|--------------|--------------|
|   | 1931-32  | 1932-33 | 1933-34 | 1934-35 | 1935-36 | 1931-32      | 1932-33      | 1933-34      | 1934-35      | 1935-36      |
| <b>VEHICLES, excluding LOCOMOTIVES, ETC., FOR RAILWAYS—continued.</b>   |          |         |         |         |         | R            | R            | L            | R            | R            |
| Motor omnibuses, motor vans, and motor lorries—   |          |         |         |         |         |              |              |              |              |              |
| Imported with bodies No.  | 32       | 78      | 80      | 100     | 88      | 1,70,838     | 1,14,664     | 3,29,958     | 4,04,740     | 5,45,052     |
| Chassis . . . . .   | 403      | 439     | 448     | 1,071   | 894     | 12,72,492    | 8,70,779     | 9,05,122     | 21,44,321    | 25,41,503    |
| Tram Cars . . . . .   | 2        | ..      | ..      | 3       | 2       | 86,832       | ..           | ..           | 32,476       | 10,118       |
| Parts of Mechanically propelled vehicles and accessories, other than of aircraft (excluding rubber tyres) . . . . . Value | —        | —       | —       | —       | —       | 22,48,054    | 22,50,087    | 32,08,161    | 35,04,302    | 20,07,279    |
| Total Mechanically propelled vehicles, etc.   | —        | —       | —       | —       | —       | 1,45,68,118  | 1,47,45,744  | 1,02,78,460  | 2,48,83,691  | 2,74,71,951  |
| Ships, parts of . . . . .   | —        | —       | —       | —       | —       | 9,29,304     | 4,18,241     | 5,15,775     | 2,55,901     | 4,74,908     |
| Total Vehicles, etc.  | —        | —       | —       | —       | —       | 2,02,02,317  | 2,07,00,918  | 2,64,06,649  | 3,27,51,853  | 3,68,27,763  |
| <b>WAX OF ALL KINDS, other than PARAFFIN WAX (excluding CANDLES) . . . . . Cwts.</b>                                      | 342      | 574     | 514     | 1,230   | 1,016   | 12,475       | 23,127       | 24,152       | 54,932       | 51,427       |
| <b>WOOD AND TIMBER—</b>   |          |         |         |         |         |              |              |              |              |              |
| Deal and pine wood Cub. Tons  | 175      | 108     | 40      | 22      | 38      | 30,247       | 9,171        | 5,354        | 5,108        | 4,379        |
| Other kinds of wood and timber . . . . . Value  | —        | —       | —       | —       | —       | 1,17,611     | 54,163       | 37,806       | 32,408       | 33,143       |
| Manufactures of wood . . . . .  | —        | —       | —       | —       | —       | 3,66,577     | 3,52,508     | 3,70,441     | 4,66,421     | 4,17,846     |
| Total Wood and Timber   | —        | —       | —       | —       | —       | 5,04,435     | 4,15,937     | 4,18,601     | 5,03,937     | 4,60,368     |
| <b>POSTAL ARTICLES NOT SPECIFIED . . . . .</b>  | —        | —       | —       | —       | —       | 1,38,59,158  | 1,58,48,980  | 1,36,60,767  | 1,43,17,777  | 1,32,70,970  |
| <b>ALL OTHER ARTICLES OF MERCHANDISE . . . . .</b>  | —        | —       | —       | —       | —       | 8,51,368     | 9,38,580     | 11,92,380    | 13,18,196    | 16,48,852    |
| <b>GRAND TOTAL</b>  | —        | —       | —       | —       | —       | 44,81,43,640 | 43,79,77,339 | 47,58,68,068 | 53,72,54,062 | 52,18,65,245 |

## GOVERNMENT STORES

| ARTICLES   | QUANTITY |         |         |         |         | VALUE     |           |           |           |           |
|--|----------|---------|---------|---------|---------|-----------|-----------|-----------|-----------|-----------|
|  | 1931-32  | 1932-33 | 1933-34 | 1934-35 | 1935-36 | 1931-32   | 1932-33   | 1933-34   | 1934-35   | 1935-36   |
| <b>APPAREL (including DRAPERY, UNIFORMS, ACCOUTREMENTS, BUT excluding HOSIERY AND BOOTS AND SHOES) . . . . . Value</b> | —        | —       | —       | —       | —       | 7,77,207  | 4,97,048  | 3,58,374  | 4,17,017  | 3,39,342  |
| <b>ARMS, AMMUNITION, AND MILITARY STORES—</b>  |          |         |         |         |         |           |           |           |           |           |
| Firearms and parts thereof . . . . .   | —        | —       | —       | —       | —       | 6,80,623  | 9,58,906  | 5,78,991  | 21,87,567 | 7,63,110  |
| Other sorts . . . . .  | —        | —       | —       | —       | —       | 19,38,162 | 28,13,271 | 17,41,045 | 24,25,162 | 10,99,403 |
| <b>BOOKS, PRINTED, AND PRINTED MATTER (not being STATIONERY) including MAPS AND CHARTS . . . . .</b>                   | —        | —       | —       | —       | —       | 3,01,610  | 2,25,142  | 1,53,702  | 1,00,027  | 2 25,261  |
| <b>BOOKS AND SHOES . . . . . pairs</b>   | 12       | 1,234   | 244     | 1,263   | 10,839  | 109       | 8,052     | 1,505     | 7,935     | 57,674    |
| <b>BUILDING AND ENGINEERING MATERIALS other than OF IRON; STEEL OR WOOD—</b>   |          |         |         |         |         |           |           |           |           |           |
| Cement Tons  | 3,027    | 2,856   | ..      | 1,790   | 1       | 1,92,004  | 1,30,671  | 78        | 78,229    | 632       |
| Other sorts . . . . . Value  | —        | —       | —       | —       | —       | 22,812    | 3,340     | 11,329    | 13,322    | 1,19,618  |
| Total Building and Engineering materials   | —        | —       | —       | —       | —       | 2,14,816  | 1,34,020  | 11,407    | 92,149    | 1,19,650  |

UNITED KINGDOM (including CHANNEL ISLANDS)—continued

IMPORTS THEREFROM—continued

GOVERNMENT STORES—continued

| ARTICLES   | QUANTITY |         |         |         |         | VALUE     |           |           |           |           |
|--|----------|---------|---------|---------|---------|-----------|-----------|-----------|-----------|-----------|
|  | 1931-32  | 1932-33 | 1933-34 | 1934-35 | 1935-36 | 1931-32   | 1932-33   | 1933-34   | 1934-35   | 1935-36   |
| <b>CHEMICALS</b> . . . . . Value   | —        | —       | —       | —       | —       | 5,859,970 | 5,50,848  | 4,18,689  | 6,42,526  | 5,71,795  |
| <b>DRUGS, MEDICINES AND NARCOTICS—</b>   |          |         |         |         |         |           |           |           |           |           |
| Drugs . . . . . "  | —        | —       | —       | —       | —       | 67,537    | 43,022    | 84,232    | 37,348    | 58,189    |
| Medicines and Narcotics . . . . . "  | —        | —       | —       | —       | —       | 4,06,399  | 3,80,356  | 2,64,547  | 2,33,392  | 2,55,620  |
| <b>Total Drugs, Medicines and Narcotics</b> . . . . . "                                    | —        | —       | —       | —       | —       | 4,74,433  | 3,74,278  | 2,93,779  | 2,70,740  | 3,13,814  |
| <b>EARthenWARE AND PORCELAIN—</b>  |          |         |         |         |         |           |           |           |           |           |
| Earthenware (including pipes) . . . . . Value  | —        | —       | —       | —       | —       | 31,447    | 19,568    | 12,028    | 21,578    | 15,061    |
| Porcelain . . . . . "  | —        | —       | —       | —       | —       | 9,828     | 9,059     | 4,568     | 5,026     | 4,193     |
| <b>Total Earthenware and Porcelain (including pipes of earthenware)</b> . . . . . "        | —        | —       | —       | —       | —       | 41,275    | 28,627    | 16,596    | 27,504    | 19,254    |
| <b>GLASS AND GLASSWARE—</b>  |          |         |         |         |         |           |           |           |           |           |
| Bottles and phials . . . . . Gross   | 3,364    | 2,950   | 2,702   | 2,650   | 2,390   | 1,05,426  | 1,07,784  | 76,830    | 65,022    | 80,694    |
| Other glassware . . . . . Value  | —        | —       | —       | —       | —       | 1,35,984  | 86,408    | 70,771    | 50,399    | 66,029    |
| <b>Total Glass and Glassware</b> . . . . . "   | —        | —       | —       | —       | —       | 2,41,470  | 1,76,187  | 1,47,601  | 1,21,421  | 1,46,723  |
| <b>HARDWARE AND CUTLERY, including AGRICULTURAL IMPLEMENTS AND PLATED WARE</b> . . . . . " | —        | —       | —       | —       | —       | 10,04,420 | 5,06,315  | 4,30,939  | 4,46,796  | 6,05,721  |
| <b>INSTRUMENTS, APPARATUS, AND APPLIANCES AND PARTS THEREOF—</b>                           |          |         |         |         |         |           |           |           |           |           |
| Musical . . . . . "  | —        | —       | —       | —       | —       | 15,136    | 7,634     | 14,078    | 11,322    | 15,020    |
| Photographic . . . . . "   | —        | —       | —       | —       | —       | 1,97,515  | 1,41,291  | 1,13,259  | 1,36,320  | 1,01,341  |
| Other kinds . . . . . "  | —        | —       | —       | —       | —       | 22,63,423 | 13,92,811 | 9,96,707  | 11,71,110 | 11,40,123 |
| <b>Total Instruments, Apparatus and Appliances and parts thereof</b> . . . . . "           | —        | —       | —       | —       | —       | 24,76,074 | 15,41,736 | 11,24,129 | 13,18,652 | 12,56,484 |
| <b>LEATHER</b> . . . . . Value   | —        | —       | —       | —       | —       | 22,369    | 13,461    | 56,541    | 46,233    | 25,930    |
| <b>MACHINERY AND MILL WORK—</b>  |          |         |         |         |         |           |           |           |           |           |
| Locomotive Engines and tenders and parts thereof for Railways . . . . . "                  | —        | —       | —       | —       | —       | 37,06,524 | 9,71,410  | 19,00,013 | 6,24,435  | 16,93,132 |
| Steam-engines and parts (other than locomotives) . . . . . "                               | —        | —       | —       | —       | —       | 95,554    | 2,305     | 3,993     | 4,464     | 39,669    |
| Other sorts of machinery . . . . . "   | —        | —       | —       | —       | —       | 32,91,818 | 13,72,493 | 7,52,869  | 7,20,695  | 9,93,048  |
| <b>Total Machinery and Millwork</b> . . . . . "  | —        | —       | —       | —       | —       | 70,93,896 | 23,46,708 | 27,01,875 | 13,55,534 | 27,30,849 |
| <b>METALS AND ORES—</b>  |          |         |         |         |         |           |           |           |           |           |
| Brass, Bronze, and similar alloys, and manufactures thereof, wrought . . . . . Cwts.       | 25       | 258     | 426     | 377     | 579     | 5,603     | 7,130     | 14,042    | 23,116    | 17,522    |
| Copper—  |          |         |         |         |         |           |           |           |           |           |
| Unwrought . . . . . "  | 302      | 130     | ..      | 2,441   | 18      | 13,933    | 7,200     | ..        | 56,868    | 1,331     |
| Wrought . . . . . "  | 579      | 68      | 715     | 851     | 670     | 32,453    | 7,433     | 33,913    | 34,576    | 29,334    |
| <b>Total Copper</b> . . . . . "  | 881      | 243     | 715     | 3,202   | 688     | 46,436    | 14,633    | 33,913    | 91,444    | 31,465    |
| Iron—  |          |         |         |         |         |           |           |           |           |           |
| Pig . . . . . Tons   | 10       | 10      | ..      | ..      | 2       | 1,236     | 1,367     | ..        | ..        | 184       |
| Manufactures—  |          |         |         |         |         |           |           |           |           |           |
| Angle, bolt, and rod, . . . . . "  | 107      | 21      | 18      | 80      | 95      | 13,300    | 2,237     | 2,218     | 3,421     | 13,754    |
| Bars and channels . . . . . "  | 29       | 190     | 45      | 6       | 22      | 4,572     | 21,543    | 11,053    | 1,342     | 6,599     |
| <b>Total Iron</b> . . . . . "  | 146      | 221     | 63      | 86      | 119     | 18,058    | 25,197    | 13,276    | 10,763    | 20,534    |
| Steel—   |          |         |         |         |         |           |           |           |           |           |
| Bars and channels . . . . . "  | 2,206    | 352     | 779     | 1,226   | 1,560   | 2,56,053  | 47,937    | 1,14,316  | 1,60,420  | 2,17,786  |
| Cast . . . . . "   | 8        | ..      | ..      | ..      | ..      | 6,395     | 373       | ..        | 213       | ..        |
| <b>Total Steel</b> . . . . . "   | 2,214    | 352     | 779     | 1,226   | 1,560   | 2,62,450  | 48,310    | 1,14,316  | 1,60,633  | 2,17,786  |

## No. 13—continued

## UNITED KINGDOM (including CHANNEL ISLANDS)—continued

## IMPORTS THEREFROM—continued

## GOVERNMENT STORES—continued

| ARTICLES  | QUANTITY |         |         |         |         | VALUE     |          |          |          |           |
|---|----------|---------|---------|---------|---------|-----------|----------|----------|----------|-----------|
|   | 1931-32  | 1932-33 | 1933-34 | 1934-35 | 1935-36 | 1931-32   | 1932-33  | 1933-34  | 1934-35  | 1935-36   |
| <b>METALS AND ORES—continued</b>                                      |          |         |         |         |         |           |          |          |          |           |
| <b>Iron or Steel—</b>   |          |         |         |         |         |           |          |          |          |           |
| Anchors and cables Tons   | 9        | ..      | 74      | 7       | 121     | 3,933     | ..       | 37,908   | 3,137    | 70,370    |
| Nails, screws, rivets and washers ..                                  | 81       | 49      | 162     | 153     | 251     | 30,717    | 15,949   | 40,008   | 62,454   | 84,375    |
| Balls and fish plates of steel or iron ..                             | 8        | 118     | 274     | 248     | ..      | 1,306     | 31,069   | 91,476   | 78,638   | 94        |
| Sheets and plates (including galvanised and tinned plates) ..         | 589      | ..      | 319     | 1,143   | 677     | 1,01,880  | 28,428   | 49,456   | 1,86,127 | 1,40,697  |
| Wire ..   | 25       | 101     | 27      | 63      | 12      | 15,509    | 17,486   | 7,860    | 21,565   | 20,560    |
| Other manufactures of iron or steel ..                                | 3,839    | ..      | 792     | 329     | 1,149   | 12,11,181 | 1,17,312 | 2,16,308 | 90,707   | 8,31,285  |
| Total Iron or Steel ..  | 4,501    | 857     | 1,648   | 1,948   | 2,400   | 18,64,076 | 2,10,242 | 4,43,016 | 4,37,688 | 6,57,351  |
| Lead .. Cwts.   | 146      | 671     | 403     | 930     | 6,170   | 2,371     | 7,339    | 5,087    | 11,214   | 59,475    |
| <b>Tin—</b>   |          |         |         |         |         |           |          |          |          |           |
| Wrought (including plates or sheets not being tinned iron) ..         | ..       | 104     | 497     | 180     | 0       | 18        | 12,232   | 1,02,212 | 12,126   | 3,318     |
| Metals and Ores, un-enumerated ..                                     | 1,066    | 319     | 833     | 1,493   | 3,251   | 48,169    | 34,327   | 1,08,081 | 1,73,321 | 4,11,742  |
| Total Metals and Ores Tons  | 6,947    | 1,505   | 2,634   | 3,599   | 4,635   | 17,42,681 | 3,59,760 | 8,35,343 | 9,25,306 | 14,19,219 |
| <b>PAPER AND PASTEBOARD—</b>  |          |         |         |         |         |           |          |          |          |           |
| <b>Paper—</b>   |          |         |         |         |         |           |          |          |          |           |
| Printing paper .. Cwts.   | 5,810    | 3,147   | 4,668   | 4,926   | 6,046   | 7,10,611  | 2,72,926 | 4,07,069 | 6,54,160 | 9,18,394  |
| Writing paper and envelopes ..  | 3,740    | 1,760   | 1,391   | 1,833   | 787     | 2,65,029  | 1,30,413 | 95,593   | 60,083   | 64,137    |
| Other kinds of paper  | 7,053    | 1,691   | 1,259   | 2,047   | 1,725   | 1,90,698  | 1,25,426 | 76,996   | 94,163   | 87,341    |
| Pasteboard, millboard, and cardboard of all kinds ..                  | 13,633   | 13,918  | 13,463  | 12,301  | 13,957  | 1,89,344  | 1,93,141 | 1,80,399 | 1,59,813 | 1,79,708  |
| Total Paper and Pasteboard ..   | 29,246   | 20,516  | 20,736  | 21,107  | 22,516  | 18,56,132 | 7,21,066 | 7,60,057 | 9,68,219 | 12,50,076 |
| <b>PRINTING AND LITHOGRAPHING MATERIALS (excluding PAPER) . Value</b> |          |         |         |         |         |           |          |          |          |           |
|   | —        | —       | —       | —       | —       | 1,00,650  | 1,15,163 | 77,090   | 82,410   | 75,783    |
| <b>STATIONERY (excluding PAPER) ..</b>                                |          |         |         |         |         |           |          |          |          |           |
|   | —        | —       | —       | —       | —       | 3,08,373  | 1,33,633 | 94,124   | 1,36,027 | 1,22,616  |
| <b>TELEGRAPH MATERIALS FOR CONSTRUCTION OF ..</b>                     |          |         |         |         |         |           |          |          |          |           |
|   | —        | —       | —       | —       | —       | 3,054     | 143      | 6,510    | 504      | 23,923    |
| <b>TEXTILES—</b>  |          |         |         |         |         |           |          |          |          |           |
| <b>Cotton manufactures—</b>   |          |         |         |         |         |           |          |          |          |           |
| <b>Fabric-goods—</b>  |          |         |         |         |         |           |          |          |          |           |
| Grey (unbleached) . Yards   | 4,069    | 1,013   | 150     | 95,142  | 167     | 2,420     | 491      | 141      | 31,373   | 43        |
| White (bleached) ..   | 115,560  | 63,584  | 159,632 | 73,720  | 91,385  | 19,113    | 6,363    | 38,512   | 25,353   | 23,399    |
| Coloured, printed, or dyed ..   | 163,311  | 349,642 | 94,118  | 256,668 | 51,375  | 66,306    | 1,13,373 | 29,694   | 83,319   | 19,772    |
| Other sorts of manufactures .. Value                                  | —        | —       | —       | —       | —       | 3,71,699  | 1,60,152 | 1,64,663 | 1,11,773 | 4,38,699  |
| Total Cotton manufactures ..  | —        | —       | —       | —       | —       | 3,59,543  | 2,30,339 | 2,33,010 | 2,52,323 | 4,37,114  |



UNITED KINGDOM (including CHANNEL ISLANDS)—continued

IMPORTS THEREFROM—concluded

GOVERNMENT STORES—concluded

| ARTICLES   | QUANTITY |         |         |         |         | VALUE       |             |             |             |             |
|--|----------|---------|---------|---------|---------|-------------|-------------|-------------|-------------|-------------|
|  | 1931-32  | 1932-33 | 1933-34 | 1934-35 | 1935-36 | 1931-32     | 1932-33     | 1933-34     | 1934-35     | 1935-36     |
| <b>TEXTILES—continued</b>  |          |         |         |         |         |             |             |             |             |             |
| <b>Flax—</b>   |          |         |         |         |         |             |             |             |             |             |
| Manufactures—  |          |         |         |         |         |             |             |             |             |             |
| Canvas . . . Yards   | 126,046  | 35,484  | 18,841  | 15,314  | 76,011  | 81,288      | 25,061      | 10,764      | 5,842       | 92,909      |
| Piece-goods . . . "  | 25,294   | 49,184  | 30,200  | 60,965  | 65,500  | 11,631      | 22,871      | 15,068      | 21,924      | 33,917      |
| Other sorts (including bags and sacks) Value                                 | —        | —       | —       | —       | —       | 58,420      | 56,898      | 31,770      | 27,246      | 27,916      |
| Total Flax manufactures (including Twist and Yarn) . . . "                   | —        | —       | —       | —       | —       | 1,45,364    | 1,04,255    | 57,597      | 62,012      | 1,54,742    |
| <b>Wool—</b>   |          |         |         |         |         |             |             |             |             |             |
| Manufactures—  |          |         |         |         |         |             |             |             |             |             |
| Piece-goods . . . Yards  | 518,209  | 593,250 | 304,587 | 422,463 | 191,015 | 6,70,870    | 7,11,554    | 3,85,278    | 6,10,770    | 2,31,771    |
| Other sorts . . . Lbs.   | 8,846    | 8,677   | 21,548  | 23,217  | 25,458  | 23,671      | 22,079      | 38,546      | 84,186      | 38,254      |
| Total Wool manufactures Value  | —        | —       | —       | —       | —       | 6,94,541    | 7,34,533    | 4,23,810    | 6,53,606    | 2,70,025    |
| <b>VEHICLES excluding LOCOMOTIVES, ETC., FOR RAILWAYS—</b>                   |          |         |         |         |         |             |             |             |             |             |
| Carrriages and carts (excluding railway carriages) and parts thereof . . . " | —        | —       | —       | —       | —       | 8,970       | 81,531      | 1,35,842    | 5,198       | 38,015      |
| Carrriages and parts for Railways . . . "                                    | —        | —       | —       | —       | —       | 6,08,788    | 2,89,492    | 1,32,596    | 2,32,273    | 5,07,001    |
| Wagons and parts for Railways . . . "  | —        | —       | —       | —       | —       | 58,316      | 7,059       | 12,868      | 29,744      | 1,14,047    |
| Ships, parts of (including Launches and Boats) . . . "                       | —        | —       | —       | —       | —       | 10,312      | 48,654      | 11,521      | 34,946      | 73          |
| Other kinds . . . "  | —        | —       | —       | —       | —       | 93,51,814   | 63,26,993   | 29,32,817   | 20,04,219   | 10,80,568   |
| Total Vehicles . . . "   | —        | —       | —       | —       | —       | 1,00,33,100 | 67,03,729   | 32,26,639   | 32,06,380   | 27,01,144   |
| <b>ALL OTHER ARTICLES OF MERCHANDISE . . . "</b>                             | —        | —       | —       | —       | —       | 14,20,840   | 9,45,451    | 7,66,229    | 6,87,318    | 8,23,480    |
| <b>GRAND TOTAL . . . "</b>   | —        | —       | —       | —       | —       | 3,17,05,741 | 2,00,72,981 | 1,45,15,388 | 1,64,04,664 | 1,56,53,787 |

EXPORTS THERETO

INDIAN MERCHANDISE

| ARTICLES   | QUANTITY |         |         |         |         | VALUE     |           |           |             |           |
|--|----------|---------|---------|---------|---------|-----------|-----------|-----------|-------------|-----------|
|  | 1931-32  | 1932-33 | 1933-34 | 1934-35 | 1935-36 | 1931-32   | 1932-33   | 1933-34   | 1934-35     | 1935-36   |
| <b>ANIMALS, LIVING—</b>  |          |         |         |         |         |           |           |           |             |           |
| Horses . . . No.   | 1        | 1       | ..      | 31      | 7       | Rs 300    | Rs 2,000  | Rs ..     | Rs 1,72,000 | Rs 11,500 |
| Other kinds . . . "  | 24,148   | 4,481   | 7,285   | 4,187   | 6,549   | 31,189    | 16,104    | 11,246    | 18,451      | 11,042    |
| Total Animals, living . . . "  | 24,149   | 4,482   | 7,285   | 4,168   | 6,556   | 21,489    | 18,104    | 11,246    | 1,00,451    | 22,542    |
| <b>APPAREL (including DRAPEERY, UNIFORMS, ACCOUTREMENTS BUT excluding HOSIERY AND BOOTS AND SHOES) . . . Value</b> |          |         |         |         |         |           |           |           |             |           |
| ART WORKS OF BONES FOR MANUFACTURING FURBORES . . . Tons   | 309      | 1,022   | 2,140   | 1,727   | 1,525   | 51,698    | 60,120    | 57,846    | 51,987      | 1,05,588  |
| BOOKS, PRINTED, AND PRINTED MATTER (NOT BEING STATIONERY), including MAPS AND CHARTS . . . Cwts.                   | 368      | 209     | 405     | 253     | 392     | 74,240    | 68,341    | 52,558    | 38,854      | 51,293    |
| BOOTS AND SHOES . . . Pairs  | 864      | 47      | 40,018  | 70,481  | 45,340  | 5,216     | 240       | 26,133    | 43,748      | 30,400    |
| BRISTLES . . . Cwts.   | 2,522    | 2,702   | 3,613   | 4,215   | 3,664   | 10,54,227 | 13,26,150 | 17,15,024 | 23,31,003   | 21,84,384 |
| <b>BUILDING AND ENGINEERING MATERIALS, other than of IRON, STEEL, OR WOOD—</b>                                     |          |         |         |         |         |           |           |           |             |           |
| Magnette (a) . . . Value   | —        | —       | 47,855  | 58,320  | 61,420  | —         | —         | 2,83,534  | 2,70,524    | 3,08,787  |
| Other kinds . . . Value  | —        | —       | —       | —       | —       | 86,071    | 1,74,607  | 2,334     | 6,286       | 40,860    |
| Total Building, etc. . . Cwts.   | 56       | 5,167   | 1,444   | 44      | 340     | 86,071    | 1,74,607  | 2,85,868  | 2,76,810    | 3,49,650  |
| CASHMERE . . . Cwts.   | —        | —       | —       | —       | —       | 700       | 47,833    | 33,028    | 1,060       | 6,600     |

(a) Separately recorded from 1933-34.

No. 13—continued

## UNITED KINGDOM (including CHANNEL ISLANDS)—continued

## EXPORTS THERETO—continued

## INDIAN MERCHANDISE—continued

| ARTICLES   | QUANTITY |         |         |         |         | VALUE     |           |           |           |           |
|--|----------|---------|---------|---------|---------|-----------|-----------|-----------|-----------|-----------|
|  | 1981-82  | 1982-83 | 1983-84 | 1984-85 | 1985-86 | 1981-82   | 1982-83   | 1983-84   | 1984-85   | 1985-86   |
| <b>CHEMICALS AND CHEMICAL PREPARATIONS (excluding CHEMICAL MANURES AND MEDICINES)—</b> |          |         |         |         |         | B         | B         | B         | B         | B         |
| Potassium Compounds—<br>Saltpetre . . . Cwts.  | 24,699   | 64,872  | 57,094  | 37,544  | 47,941  | 1,89,286  | 5,03,760  | 4,78,647  | 2,96,320  | 3,72,517  |
| Magnesium Compounds—<br>Magnesium Chloride (a) . . . "                                 | —        | —       | 12,866  | 19,850  | 9,698   | —         | —         | 30,436    | 72,681    | 41,185    |
| Other sorts of chemicals . . . Value   | —        | —       | —       | —       | —       | 3,18,021  | 65,840    | 17,112    | 22,070    | 37,435    |
| Total Chemicals, etc. . . "  | —        | —       | —       | —       | —       | 5,02,307  | 5,69,100  | 5,35,195  | 3,91,071  | 4,51,137  |
| <b>COAL AND COKE . . . Tons</b>  | 11,955   | 31,549  | 29,392  | 18      | 2       | 1,05,882  | 3,61,539  | 3,18,232  | 95        | 31        |
| <b>COFFEE . . . Cwts.</b>  | 44,059   | 51,868  | 50,414  | 36,005  | 73,071  | 27,94,838 | 33,91,338 | 30,81,924 | 21,42,588 | 33,02,091 |
| <b>COIR—</b>   |          |         |         |         |         |           |           |           |           |           |
| Unmanufactured . . . Tons  | 48       | 8       | 13      | 13      | 21      | 10,515    | 295       | ..        | 2,040     | 3,661     |
| Manufactures—  |          |         |         |         |         |           |           |           |           |           |
| Coir yarn (a) . . . Cwts.  | —        | —       | 77,154  | 83,948  | 89,251  | —         | —         | 8,12,094  | 8,71,170  | 8,62,175  |
| Mats and mattings (a) . . . "  | —        | —       | 33,367  | 45,838  | 44,605  | —         | —         | 10,39,778 | 14,03,989 | 14,03,049 |
| Other sorts (a) . . . "  | —        | —       | 12,745  | 7,754   | 24,786  | —         | —         | 4,52,020  | 2,52,823  | 3,50,425  |
| Total Coir manufactured (excluding rope) . . . "                                       | 117,000  | 99,600  | 123,766 | 137,540 | 158,642 | 20,16,174 | 13,87,701 | 23,03,892 | 25,27,992 | 31,24,649 |
| <b>CORDAGE AND ROPE OF VEGETABLE FIBRE (excluding JUTE AND COTTON) . . . "</b>         | 1,762    | 1,184   | 1,480   | 1,720   | 2,401   | 24,440    | 13,700    | 13,046    | 14,823    | 21,940    |
| <b>DRUGS AND MEDICINES (excluding CHEMICALS AND NARCOTICS)—</b>                        |          |         |         |         |         |           |           |           |           |           |
| Cinchona bark . . . Lbs.   | 34,558   | 6,629   | 94,341  | 141,798 | 14,122  | 31,707    | 1,908     | 29,589    | 42,371    | 6,530     |
| Kuxvomica . . . Cwts.  | 4,751    | 14,467  | 14,086  | 12,141  | 4,482   | 29,391    | 33,664    | 34,719    | 77,796    | 29,658    |
| Senna . . . "  | 4,452    | 12,067  | 3,295   | 6,725   | 6,580   | 92,965    | 2,32,550  | 1,43,370  | 1,38,098  | 1,30,748  |
| Other sorts of drugs and medicines . . . Value   | —        | —       | —       | —       | —       | 77,697    | 19,179    | 36,160    | 74,418    | 89,821    |
| Total Drugs and Medicines . . . "  | —        | —       | —       | —       | —       | 2,31,760  | 3,43,301  | 2,03,838  | 3,32,688  | 2,53,757  |
| <b>DYEING AND TANNING SUBSTANCES—</b>  |          |         |         |         |         |           |           |           |           |           |
| Outch and Gambier . . . Cwts.  | 18,174   | 18,414  | 14,890  | 16,523  | 17,422  | 2,17,616  | 1,39,446  | 1,80,885  | 2,17,457  | 2,35,537  |
| Indigo . . . "   | 132      | 60      | 110     | 98      | 98      | 49,900    | 9,840     | 19,204    | 19,865    | 22,538    |
| Myrobalans . . . "   | 691,411  | 493,784 | 593,355 | 669,650 | 741,625 | 37,75,751 | 27,78,268 | 29,11,625 | 24,81,001 | 22,82,356 |
| Myrobalan extracts . . . "   | 1,245    | 14,199  | 23,304  | 24,950  | 19,692  | 14,371    | 1,53,599  | 2,63,078  | 2,49,571  | 1,97,203  |
| Turneric . . . "   | 7,737    | 6,015   | 6,815   | 5,009   | 10,053  | 1,06,833  | 73,427    | 79,745    | 48,595    | 88,891    |
| Other sorts . . . "  | 1,755    | 2,014   | 1,338   | 2,991   | 1,149   | 3,369     | 10,722    | 15,955    | 25,481    | 15,677    |
| Total Dyeing and Tanning substances . . . "  | 720,504  | 529,486 | 646,313 | 719,221 | 790,039 | 41,72,840 | 31,70,312 | 34,75,492 | 30,21,940 | 28,42,761 |
| <b>FIBRE FOR BAUVING AND DRUMS . . . Tons</b>  | 934      | 1,199   | 1,228   | 1,049   | 1,339   | 3,51,653  | 4,06,536  | 3,93,344  | 3,19,379  | 3,76,096  |
| <b>FISH (excluding CANNED FISH)—</b>   |          |         |         |         |         |           |           |           |           |           |
| Fishmaws and sharkfins Cwts.   | 845      | 1,013   | 1,366   | 956     | 1,102   | 1,29,481  | 1,32,533  | 1,76,194  | 1,20,814  | 1,29,397  |
| Other sorts . . . "  | 35       | 13      | 36      | 16      | 95      | 999       | 295       | 900       | 500       | 2,800     |
| Total Fish (excluding canned fish) . . . "   | 880      | 1,026   | 1,402   | 972     | 1,197   | 1,30,480  | 1,32,828  | 1,77,094  | 1,21,404  | 1,32,197  |
| <b>FODDER, BRAN AND POLLARDS (excluding OIL-CAKE)—</b>                                 |          |         |         |         |         |           |           |           |           |           |
| Rice bran . . . Tons   | 131,636  | 177,702 | 213,592 | 246,712 | 215,929 | 43,15,411 | 53,66,044 | 37,56,872 | 54,82,037 | 59,63,135 |
| Other sorts of bran and pollards . . . "   | ..       | 398     | 396     | 3,859   | 1       | ..        | 31,680    | 35,924    | 3,14,893  | 117       |
| Other sorts of fodder . . . "  | 654      | 379     | 557     | 6       | ..      | 16,340    | 3,839     | 11,119    | 396       | ..        |
| Total Fodder, Bran and Pollards (excluding oilcake) . . . "                            | 132,290  | 178,479 | 219,545 | 250,777 | 215,930 | 43,31,751 | 54,06,663 | 38,03,915 | 57,93,126 | 59,63,272 |
| <b>FRUITS AND VEGETABLES—</b>  |          |         |         |         |         |           |           |           |           |           |
| Fresh fruits and vegetables . . . Value  | —        | —       | —       | —       | —       | 7,133     | 26,247    | 26,266    | 7,417     | 9,970     |
| Fruits and vegetables: dried, salted, or preserved, all sorts . . . Tons               | 233      | 201     | 695     | 762     | 1,506   | 1,23,883  | 1,55,693  | 4,33,750  | 3,25,099  | 7,30,523  |
| Total Fruits and Vegetables Value . . . "  | —        | —       | —       | —       | —       | 1,31,016  | 1,81,944  | 4,60,016  | 4,02,516  | 7,40,503  |
| <b>FURNITURE AND CABINETRY . . . "</b>   | —        | —       | —       | —       | —       | 93,734    | 55,415    | 33,673    | 48,849    | 54,793    |

(a) Separately recorded from 1983-84.

UNITED KINGDOM (including CHANNEL ISLANDS)—continued

EXPORTS THERE TO—continued

INDIAN MERCHANDISE—continued

| ARTICLES  | QUANTITY |         |         |         |         | VALUE     |           |           |             |           |
|---|----------|---------|---------|---------|---------|-----------|-----------|-----------|-------------|-----------|
|   | 1931-32  | 1932-33 | 1933-34 | 1934-35 | 1935-36 | 1931-32   | 1932-33   | 1933-34   | 1934-35     | 1935-36   |
| <b>GRAIN, PULSE, AND FLOUR—</b>   |          |         |         |         |         |           |           |           |             |           |
| Barley . . . Tons   | 21,697   | 12,698  | 8       | 15,040  | 3,872   | 13,02,149 | 8,00,870  | 645       | 9,02,311    | 2,02,335  |
| Jowar and bajra . . . "   | 951      | ..      | ..      | ..      | ..      | 62,764    | ..        | 21        | ..          | 10        |
| <b>Pulse—</b>   |          |         |         |         |         |           |           |           |             |           |
| Beans . . . "   | 7,166    | 8,638   | 5,046   | 5,018   | 3,950   | 3,95,769  | 4,48,917  | 2,17,661  | 2,56,965    | 2,31,716  |
| Gram . . . "  | ..       | 6,677   | 897     | 11,499  | 99      | 772       | 5,49,470  | 36,797    | 9,21,036    | 7,920     |
| Lentils . . . "   | 2,492    | 7,231   | 6,172   | 10,687  | 8,240   | 3,46,250  | 6,76,019  | 5,86,946  | 10,26,637   | 7,88,352  |
| Other sorts . . . "   | 6,226    | 10,512  | 9,667   | 11,777  | 8,267   | 4,62,194  | 9,12,580  | 6,62,238  | 9,46,881    | 6,76,673  |
| Total Pulse . . . "   | 16,884   | 33,058  | 21,232  | 38,981  | 20,566  | 12,05,005 | 25,87,986 | 17,08,707 | 31,61,519   | 17,03,661 |
| Rice in the husk . . . "  | 1        | 1       | ..      | 594     | ..      | 204       | 87        | 54        | 30,964      | 6         |
| <b>Rice, not in the husk—</b>   |          |         |         |         |         |           |           |           |             |           |
| Boiled rice . . . "   | 2,954    | 4,179   | 2,234   | 2,341   | 2,226   | 2,24,485  | 3,56,549  | 2,08,235  | 2,06,764    | 2,00,840  |
| Cleaned rice . . . "  | 26,564   | 37,343  | 39,679  | 57,848  | 38,344  | 24,48,977 | 30,03,200 | 27,77,376 | 40,09,356   | 30,98,737 |
| Broken cleaned rice . . . "   | 21,137   | 33,688  | 27,552  | 25,293  | 9,071   | 12,11,623 | 20,34,652 | 12,57,362 | 10,49,939   | 5,40,560  |
| Other sorts . . . "   | 120      | ..      | 1,050   | 2,393   | 481     | 7,419     | 5         | 29,769    | 69,430      | 15,769    |
| Total Rice, not in the husk . . . "   | 50,825   | 75,210  | 71,415  | 88,376  | 50,122  | 39,62,509 | 58,94,406 | 42,63,792 | 53,35,529   | 38,56,915 |
| Wheat . . . "   | 16,775   | ..      | ..      | 8,612   | 6,055   | 10,07,890 | 11        | 17        | 7,12,835    | 5,89,648  |
| Other sorts . . . "   | 164      | 747     | 150     | 361     | 434     | 15,673    | 47,678    | 16,020    | 35,440      | 47,063    |
| Total Grain, Pulse, and Flour . . . "   | 107,297  | 121,609 | 92,855  | 159,833 | 81,448  | 75,46,199 | 68,31,039 | 59,84,256 | 1,01,85,648 | 69,98,628 |
| <b>GUMS AND RESINS . . . Cwt.</b>   | 2,308    | 12,970  | 7,083   | 4,740   | 3,024   | 88,325    | 1,71,082  | 97,462    | 76,099      | 78,004    |
| <b>HARDWARE AND CUTLERY, including PLATED WARE . . . Value</b>  | —        | —       | —       | —       | —       | 12,900    | 20,737    | 10,950    | 2,542       | 12,239    |
| <b>HIDES AND SKINS, RAW—</b>  |          |         |         |         |         |           |           |           |             |           |
| <b>Hides, raw—</b>  |          |         |         |         |         |           |           |           |             |           |
| Buffalo hides { Tons 326 169 223 379 407 }<br>{ -No. -20,368 -10,398 -20,826 -19,793 -20,400 }<br>Cow " { Tons 1,033 1,181 2,766 2,839 4,258 }<br>{ -No. -126,767 -178,641 -422,918 -370,052 -619,439 }<br>Other hides { Tons 11 11 18 18 18 }<br>{ -No. -2,227 -3,226 -7,477 -6,390 -8,386 }                       |          |         |         |         |         | 88,325    | 1,71,082  | 97,462    | 76,099      | 78,004    |
| Total Hides, raw { Tons 1,370 1,361 3,067 3,286 4,748 }<br>{ -No. -159,362 -102,260 -458,221 -396,785 -648,225 }  |          |         |         |         |         | 4,58,393  | 4,25,463  | 10,58,321 | 10,32,992   | 14,70,354 |
| <b>Skins, raw—</b>  |          |         |         |         |         |           |           |           |             |           |
| Goatskins { Tons 2,437 2,611 4,248 2,475 4,358 }<br>{ -No. -2,541,627 -4,683,429 -6,821,104 -4,235,326 -7,403,330 }<br>Sheep skins { Tons 33 23 84 65 56 }<br>{ -No. -121,230 -118,400 -219,711 -209,032 -317,365 }<br>Other skins { Tons 25 46 70 28 23 }<br>{ -No. -123,986 -249,743 -469,545 -116,290 -112,630 } |          |         |         |         |         | 48,75,476 | 49,65,715 | 77,08,568 | 39,08,437   | 71,12,352 |
| Total skins, raw { Tons 2,505 2,680 4,408 2,568 4,437 }<br>{ -No. -2,787,043 -5,049,572 -7,510,360 -4,620,848 -7,833,325 }  |          |         |         |         |         | 46,54,547 | 53,55,176 | 84,07,118 | 46,11,558   | 76,30,339 |
| Total Hides and Skins, raw (excluding cuttings of hides and skins) Tons   | 3,875    | 4,041   | 7,475   | 5,854   | 9,180   | 51,07,940 | 67,80,639 | 94,65,434 | 56,44,550   | 91,09,693 |
| Cuttings of hides and skins (raw) . . . "   | 230      | 478     | 550     | 647     | 398     | 12,733    | 44,165    | 37,220    | 30,940      | 55,912    |

No. 13—continued

## UNITED KINGDOM (including CHANNEL ISLANDS)—continued

EXPORTS THERE TO—continued

## INDIAN MERCHANDISE—continued

| ARTICLES   | QUANTITY    |             |             |             |         | VALUE       |             |             |             |             |
|--|-------------|-------------|-------------|-------------|---------|-------------|-------------|-------------|-------------|-------------|
|  | 1931-32     | 1932-33     | 1933-34     | 1934-35     | 1935-36 | 1931-32     | 1932-33     | 1933-34     | 1934-35     | 1935-36     |
| HORNS, TIPS AND PIECES OF HORN . . . Cwts.   | 5,247       | 8,000       | 7,087       | 11,846      | 10,266  | 60,877      | 64,451      | 96,717      | 10,580      | 92,566      |
| IVORY MANUFACTURED . . Value   | —           | —           | —           | —           | —       | 142         | 1,970       | 5           | 1,800       | 46,000      |
| JEWELLERY (excluding Imitation Jewellery and Precious Stones and Pearls, Unset), also Plates of Gold and Silver— |             |             |             |             |         |             |             |             |             |             |
| Jewellery . . . . .  | —           | —           | —           | —           | —       | 9,945       | 290         | ..          | 85,448      | 2,077       |
| Plate of gold and silver . . .   | —           | —           | —           | —           | —       | 18,092      | 16,778      | 25,484      | 3,874       | 3,175       |
| Total Jewellery, also Plate of gold and silver . . .   | —           | —           | —           | —           | —       | 28,037      | 17,068      | 25,484      | 89,317      | 5,252       |
| KAPOK . . . . . Cwts.  | 8,105       | 5,716       | 8,217       | 8,989       | 12,514  | 1,17,200    | 1,70,760    | 1,09,451    | 2,19,709    | 2,90,765    |
| LAC—   |             |             |             |             |         |             |             |             |             |             |
| Button . . . . .   | 12,583      | 11,807      | 18,050      | 10,485      | 18,173  | 6,39,999    | 4,04,231    | 4,72,673    | 7,33,819    | 7,14,026    |
| Seed . . . . .   | 9,697       | 11,652      | 11,638      | 8,288       | 15,501  | 3,48,698    | 3,12,890    | 3,31,267    | 4,15,103    | 5,29,795    |
| Shell . . . . .  | 59,032      | 81,414      | 809,277     | 215,000     | 44,452  | 34,85,344   | 24,85,198   | 1,23,42,451 | 1,34,09,070 | 16,79,868   |
| Stick . . . . .  | 624         | 417         | 568         | 555         | 668     | 20,979      | 12,808      | 16,590      | 30,328      | 10,072      |
| Other kinds (excluding lac-lye) . . . . .  | 160         | ..          | 1,876       | 1,452       | 1,121   | 1,707       | ..          | 11,536      | 9,078       | 6,809       |
| Total Lac . . . . .  | 105,969     | 105,290     | 830,400     | 236,780     | 79,015  | 44,96,722   | 32,75,122   | 1,81,74,816 | 1,45,67,308 | 29,50,456   |
| LEATHER—   |             |             |             |             |         |             |             |             |             |             |
| HIDES, tanned or dressed—  |             |             |             |             |         |             |             |             |             |             |
| Buffalo hides . . . . .  | Tons 546    | 875         | 698         | 638         | 824     | 9,40,508    | 5,21,085    | 11,06,342   | 10,78,220   | 12,95,179   |
| =No. =127,650  | =100,547    | =106,279    | =188,993    | =179,573    |         |             |             |             |             |             |
| Cow hides . . . . .  | Tons 8,689  | 7,722       | 11,806      | 9,486       | 11,702  | 1,70,00,852 | 1,88,52,892 | 2,06,11,455 | 1,61,51,524 | 1,86,03,838 |
| =No. =2,022,271  | =2,050,845  | =3,730,705  | =3,183,171  | =3,089,627  |         |             |             |             |             |             |
| Buffalo calf skins . . . . .   | Tons 306    | 315         | 411         | 394         | 371     | 6,88,021    | 5,55,306    | 7,62,337    | 7,18,141    | 6,05,785    |
| =No. =342,871  | =325,319    | =408,027    | =375,906    | =368,708    |         |             |             |             |             |             |
| Cow calf skins . . . . .   | Tons 450    | 419         | 585         | 652         | 595     | 12,84,058   | 10,00,284   | 13,33,748   | 15,06,980   | 16,85,948   |
| =No. =538,994  | =486,757    | =586,691    | =742,351    | =823,825    |         |             |             |             |             |             |
| Other hides . . . . .  | Tons 2      | ..          | ..          | ..          | ..      | 562         | ..          | ..          | ..          | ..          |
| =No. =281  | ..          | ..          | ..          | ..          |         |             |             |             |             |             |
| Total Hides, tanned or dressed . . . . .   | Tons 9,993  | 8,831       | 19,000      | 11,170      | 13,592  | 2,08,32,990 | 1,59,29,427 | 2,38,38,932 | 1,94,49,245 | 2,21,50,765 |
| =No. =3,032,067  | =2,568,468  | =4,021,702  | =4,490,421  | =5,376,728  |         |             |             |             |             |             |
| SKINS, tanned or dressed—  |             |             |             |             |         |             |             |             |             |             |
| Goat skins . . . . .   | Tons 2,495  | 2,287       | 3,400       | 3,508       | 2,608   | 1,56,78,805 | 1,67,82,273 | 1,65,46,833 | 1,77,59,635 | 1,34,07,594 |
| =No. =8,445,268  | =9,969,628  | =11,739,232 | =12,313,041 | =10,229,096 |         |             |             |             |             |             |
| Sheep skins . . . . .  | Tons 2,189  | 1,860       | 2,253       | 2,106       | 2,541   | 1,06,98,248 | 95,38,936   | 1,11,38,798 | 1,06,41,411 | 1,21,27,056 |
| =No. =7,000,449  | =7,442,776  | =8,629,846  | =8,680,840  | =10,135,713 |         |             |             |             |             |             |
| Other skins . . . . .  | Tons 94     | 109         | 123         | 94          | 120     | 13,04,306   | 13,77,998   | 15,01,902   | 7,28,123    | 5,61,151    |
| =No. =1,519,523  | =1,787,214  | =1,841,608  | =956,883    | =615,440    |         |             |             |             |             |             |
| Total skins, tanned or dressed . . . . .   | Tons 4,779  | 4,256       | 5,781       | 5,706       | 5,269   | 2,76,79,354 | 2,76,99,207 | 2,91,77,528 | 2,91,24,169 | 2,61,85,801 |
| =No. =17,865,233   | =10,149,618 | =22,210,181 | =21,899,264 | =19,060,255 |         |             |             |             |             |             |
| Total Hides and skins, tanned or dressed . . . . .   | Tons 14,768 | 13,896      | 18,781      | 16,876      | 19,161  | 4,86,03,550 | 4,36,28,634 | 5,80,11,500 | 4,86,74,014 | 4,83,36,566 |
| =No. =21,797,305   | =22,713,086 | =27,181,833 | =26,389,685 | =26,856,989 |         |             |             |             |             |             |
| Unwrought . . . . . Cwts.  | 386         | 2,784       | 7,088       | 9,801       | 12,341  | 2,37,996    | 6,29,196    | 13,15,000   | 18,39,579   | 28,30,407   |
| Manufactures (excluding boots and shoes) . . Value   | —           | —           | —           | —           | —       | 5,375       | 4,025       | 2,384       | 11,332      | 39,500      |
| Total Leather . . . . .  | —           | —           | —           | —           | —       | 4,87,46,721 | 4,41,61,856 | 5,43,20,784 | 5,04,24,955 | 5,12,06,473 |
| MACHINERY AND MILLWORK . . . . .   | —           | —           | —           | —           | —       | 16,196      | 83,358      | 1,864       | 3,988       | 10,266      |

UNITED KINGDOM (including CHANNEL ISLANDS)—continued

EXPORTS THERE TO—continued

INDIAN MERCHANDISE—continued

| ARTICLES   | QUANTITY         |                  |                  |                |                  | VALUE            |                  |                  |                  |                  |
|--|------------------|------------------|------------------|----------------|------------------|------------------|------------------|------------------|------------------|------------------|
|  | 1931-32          | 1932-33          | 1933-34          | 1934-35        | 1935-36          | 1931-32          | 1932-33          | 1933-34          | 1934-35          | 1935-36          |
| <b>MANURES—</b>  |                  |                  |                  |                |                  | R                | R                | R                | R                | R                |
| Bones for manurial purposes . . . Tons                                 | 71               | 10               | 61               | 264            | 2,010            | 6,188            | 1,000            | 8,750            | 14,652           | 1,09,781         |
| Bonemeal . . . "   | 4,547            | 5,749            | 10,455           | 17,260         | 11,459           | 2,17,027         | 3,58,894         | 5,86,268         | 8,83,742         | 5,46,88          |
| Fish manures . . . "   | ..               | ..               | 297              | 290            | 154              | ..               | ..               | 16,169           | 22,717           | 12,771           |
| Hornmeal . . . "   | 385              | 769              | 548              | 1,936          | 624              | 40,964           | 65,654           | 47,372           | 1,29,819         | 49,611           |
| Other kinds . . . "  | 1,507            | 3,306            | 3,830            | 1,640          | 2,716            | 80,225           | 1,56,026         | 1,67,922         | 75,879           | 1,14,74          |
| Total Manures . . . "  | 6,511            | 9,824            | 15,191           | 21,390         | 16,968           | 3,44,402         | 5,81,574         | 8,26,471         | 11,89,009        | 8,83,091         |
| <b>MATS AND MATTING (except COIR AND RUBBER) Sq. yds.</b>              | 63,048           | 15,688           | 1,255            | 69,364         | 151,765          | 11,855           | 5,528            | 423              | 17,742           | 47,981           |
| <b>METALS AND ORES—</b>  |                  |                  |                  |                |                  |                  |                  |                  |                  |                  |
| Brass, Bronze, and similar alloys and manufactures thereof . . . Cwts. | 215              | 121              | 222              | 278            | 1,030            | 51,884           | 30,806           | 32,784           | 89,216           | 48,051           |
| Chromite (chrome iron ore) Tons  | 3,799            | 6,336            | 7,300            | 9,900          | 750              | 1,26,472         | 2,18,905         | 2,35,000         | 3,15,500         | 28,504           |
| Copper (excluding ore) Cwts.   | 9,856            | 4,166            | 125              | ..             | ..               | 42,905           | 33,070           | 4,514            | ..               | ..               |
| Iron (excluding ore) (a) Tons  | —                | —                | 93,128           | 98,481         | 65,763           | —                | —                | 21,56,037        | 21,38,226        | 15,02,64         |
| Steel bars (c) . . . "   | —                | —                | 41,099           | ..             | ..               | —                | —                | 17,35,838        | ..               | ..               |
| Iron or Steel (excluding ore)* . . . "                                 | 78,589           | 92,220           | 2                | 480            | 10               | 29,15,852        | 35,59,664        | 600              | 8,832            | 484              |
| Lead . . . Cwts.   | 790,820          | 978,892          | 1,112,258        | 798,305        | 851,651          | 1,05,19,266      | 1,18,99,134      | 1,29,78,213      | 83,98,918        | 1,14,08,147      |
| Manganese ore . . . Tons   | 58,848           | 55,377           | 116,902          | 158,933        | 197,083          | 16,06,032        | 14,16,345        | 25,39,754        | 82,81,903        | 38,64,457        |
| Tin ore . . . "  | 121              | 45               | 55               | 52             | 60               | 1,18,382         | 54,593           | 1,13,456         | 1,05,898         | 1,21,659         |
| Tin unwrought . . . Cwts.  | 48,584           | 39,554           | 1,538            | 2,838          | 2,215            | 1,84,062         | 2,78,148         | 42,497           | 1,27,488         | 1,00,765         |
| Wolfram ore . . . Tons   | 3,851            | 3,110            | 8,777            | 4,997          | 6,878            | 56,15,946        | 50,23,986        | 60,91,732        | 97,49,856        | 1,27,88,918      |
| Zinc or spelter . . . Cwts.  | ..               | 4,000            | 110,000          | ..             | ..               | ..               | 10,000           | 2,75,000         | ..               | 12               |
| Other metals, (excluding ore) . . . Cwts.                              | 1,440            | 1,886            | 1,887            | 4,887          | 4,594            | 40,480           | 74,844           | 57,157           | 1,03,397         | 1,31,659         |
| Total Metals and Ores . . . Tons                                       | 188,228          | 212,886          | 825,876          | 317,251        | 318,005          | 2,12,23,728      | 2,26,96,319      | 2,64,38,995      | 2,40,29,672      | 3,01,12,612      |
| <b>MICA—</b>   |                  |                  |                  |                |                  |                  |                  |                  |                  |                  |
| In blocks . . . Cwts.  | 5,189            | 4,890            | 3,621            | 11,822         | 11,305           | 9,23,168         | 9,50,936         | 15,78,970        | 25,69,370        | 24,78,079        |
| „ splittings . . . "   | 19,073           | 14,039           | 15,833           | 19,806         | 28,092           | 12,32,038        | 8,56,116         | 8,58,624         | 9,33,118         | 13,68,224        |
| Total Mica . . . "   | 24,262           | 18,429           | 24,454           | 31,628         | 39,397           | 21,55,166        | 18,07,054        | 24,37,594        | 35,02,488        | 38,46,303        |
| <b>OILS—</b>   |                  |                  |                  |                |                  |                  |                  |                  |                  |                  |
| <b>Essential—</b>  |                  |                  |                  |                |                  |                  |                  |                  |                  |                  |
| Ginger grass oil . . . Gals.   | 220              | 73               | 85               | ..             | 125              | 10,500           | 2,000            | 2,800            | ..               | 2,781            |
| Lemon grass oil . . . "  | 11,118           | 10,564           | 14,075           | 15,490         | 18,627           | 1,06,798         | 98,938           | 2,01,628         | 2,28,058         | 2,30,454         |
| Palma rosa oil . . . "   | 881              | 917              | 657              | 745            | 493              | 37,781           | 42,660           | 38,400           | 24,525           | 17,020           |
| Sandalwood oil . . . "   | 4,542            | 3,046            | 5,236            | 5,222          | 6,937            | 7,00,747         | 3,53,266         | 6,21,978         | 5,97,230         | 7,18,436         |
| Other sorts . . . "  | ..               | 52               | 13               | 84             | 582              | ..               | 412              | 200              | 2,250            | 10,889           |
| Total Essential Oils . . . "   | 16,711           | 14,652           | 20,066           | 21,541         | 26,464           | 3,55,826         | 4,97,466         | 8,54,896         | 8,22,068         | 9,74,580         |
| <b>Vegetable, non-essential—</b>                                       |                  |                  |                  |                |                  |                  |                  |                  |                  |                  |
| Castor . . . "   | 685,376          | 766,976          | 752,376          | 612,381        | 957,656          | 10,98,859        | 12,17,492        | 10,17,323        | 9,38,027         | 14,06,561        |
| Coconut . . . "  | 11,467           | 12,049           | 12,476           | 15,691         | 14,167           | 19,218           | 17,397           | 17,190           | 14,086           | 17,809           |
| Cottonseed . . . "   | 24,877           | ..               | 353,866          | 112,387        | 32,621           | 27,033           | ..               | 8,57,851         | 1,19,096         | 1,17,307         |
| Groundnut . . . "  | 280,112          | 663,964          | 507,133          | 89,412         | 179,652          | 3,72,631         | 10,43,927        | 6,24,750         | 92,725           | 2,81,531         |
| Mustard or rape . . . "  | 4,095            | 33,695           | 16,210           | 16,920         | 16,967           | 12,845           | 53,029           | 22,955           | 21,113           | 26,710           |
| Other sorts . . . "  | 1,965            | 1,277            | 2,158            | 12,885         | 5,004            | 10,542           | 8,096            | 9,027            | 25,037           | 22,882           |
| Total Vegetable, non-essential . . . "                                 | 1,007,892        | 1,477,961        | 1,644,721        | 860,176        | 1,256,067        | 15,35,678        | 23,89,941        | 20,49,101        | 12,10,084        | 19,12,300        |
| Other kinds . . . "  | 1,791            | 1,297            | 4,773            | 1,826          | 2,124            | 4,646            | 2,923            | 9,296            | 2,831            | 1,261            |
| <b>Total Oils . . . "</b>  | <b>1,026,394</b> | <b>1,483,910</b> | <b>1,669,505</b> | <b>883,548</b> | <b>1,294,655</b> | <b>28,98,050</b> | <b>28,40,836</b> | <b>29,00,788</b> | <b>20,34,978</b> | <b>28,88,641</b> |

(a) Separately recorded from 1933-34. For previous years figures see under "Iron or Steel".  
 \* Does not include figures of "Iron" and "Steel" from 1933-34.

No. 13—continued

## UNITED KINGDOM (including CHANNEL ISLANDS)—continued

## EXPORTS THERETO—continued

## INDIAN MERCHANDISE—continued

| ARTICLES  | QUANTITY       |                |                |                |                | VALUE              |                    |                    |                    |                    |
|---|----------------|----------------|----------------|----------------|----------------|--------------------|--------------------|--------------------|--------------------|--------------------|
|   | 1931-32        | 1932-33        | 1933-34        | 1934-35        | 1935-36        | 1931-32            | 1932-33            | 1933-34            | 1934-35            | 1935-36            |
| <b>OIL CAKES—</b>                                   |                |                |                |                |                |                    |                    |                    |                    |                    |
| Coconut cake . . . Tons                             | ..             | 675            | ..             | 102            | ..             | R ..               | R 37,125           | R ..               | R 3,060            | R ..               |
| Cotton seed cake . . . "                            | 668            | 4,896          | 6,325          | 5,054          | 6,218          | 39,755             | 2,42,558           | 3,47,397           | 2,59,921           | 2,92,147           |
| Groundnut cake . . . "                              | 68,778         | 48,200         | 110,071        | 171,888        | 147,968        | 44,03,911          | 27,94,961          | 55,08,528          | 30,16,970          | 36,74,424          |
| Linseed cake . . . "                                | 33,567         | 55,010         | 39,321         | 33,627         | 69,419         | 27,70,934          | 40,62,980          | 25,83,875          | 23,05,322          | 42,47,569          |
| Rape and sesamum cake . . . "                       | ..             | 1,447          | 1,474          | 514            | 200            | ..                 | 77,043             | 97,913             | 20,623             | 10,232             |
| Others . . . "                                      | 620            | 679            | 243            | 230            | 676            | 39,390             | 29,075             | 10,352             | 8,923              | 18,100             |
| <b>Total Oil cakes . . . "</b>                      | <b>103,638</b> | <b>105,907</b> | <b>157,489</b> | <b>310,910</b> | <b>224,476</b> | <b>72,50,991</b>   | <b>72,49,742</b>   | <b>86,08,060</b>   | <b>1,16,14,819</b> | <b>1,32,42,472</b> |
| <b>PAINTS AND PAINTERS' MATERIALS—</b>              |                |                |                |                |                |                    |                    |                    |                    |                    |
| Paints and colours . . . Cwts.                      | 11,137         | 5,713          | 6,582          | 4,406          | 8,771          | 1,04,281           | 48,094             | 48,050             | 29,593             | 9,988              |
| Painters' materials (a) . . . Value                 | —              | —              | —              | —              | —              | 99,431             | 1,21,283           | 15,648             | —                  | —                  |
| Turpentine (b) . . . Cwts.                          | —              | —              | —              | 3,614          | 2,339          | —                  | —                  | —                  | 41,836             | 23,040             |
| Others (b) . . . Value                              | —              | —              | —              | —              | —              | —                  | —                  | —                  | 17,856             | 2,228              |
| <b>Total Paints and Painters' materials . . . "</b> | <b>—</b>       | <b>—</b>       | <b>—</b>       | <b>—</b>       | <b>—</b>       | <b>2,08,713</b>    | <b>2,24,330</b>    | <b>63,898</b>      | <b>49,285</b>      | <b>94,296</b>      |
| <b>PAPER MAKING MATERIALS Cwts.</b>                 | <b>8,143</b>   | <b>2,277</b>   | <b>2,717</b>   | <b>4,858</b>   | <b>9,363</b>   | <b>41,533</b>      | <b>27,724</b>      | <b>30,710</b>      | <b>28,330</b>      | <b>1,42,542</b>    |
| <b>PARAFFIN WAX . . . Tons</b>                      | <b>16,840</b>  | <b>8,143</b>   | <b>12,840</b>  | <b>10,374</b>  | <b>19,316</b>  | <b>76,11,321</b>   | <b>36,67,889</b>   | <b>54,62,532</b>   | <b>46,83,009</b>   | <b>82,09,758</b>   |
| <b>PLANTS, LIVING (including BULBS) . . . Value</b> | <b>—</b>       | <b>—</b>       | <b>—</b>       | <b>—</b>       | <b>—</b>       | <b>18,271</b>      | <b>2,025</b>       | <b>5,115</b>       | <b>1,872</b>       | <b>0,326</b>       |
| <b>PRECIOUS STONES AND PEARLS, UNSER . . . "</b>    | <b>—</b>       | <b>—</b>       | <b>—</b>       | <b>—</b>       | <b>—</b>       | <b>..</b>          | <b>..</b>          | <b>70</b>          | <b>1,634</b>       | <b>61,616</b>      |
| <b>PROVISIONS AND OILMAN'S STORES—</b>              |                |                |                |                |                |                    |                    |                    |                    |                    |
| Ghi . . . Cwts.                                     | 1,523          | 1,360          | 1,100          | 1,094          | 1,187          | 1,58,714           | 96,678             | 73,141             | 72,855             | 85,640             |
| Pickles, chutnies, and condiments . . . "           | 16,843         | 10,665         | 17,530         | 14,839         | 12,382         | 4,98,390           | 5,10,834           | 4,85,421           | 3,39,699           | 2,78,017           |
| Other sorts of provisions . . . "                   | 1,290          | 658            | 845            | 2,101          | 3,672          | 85,341             | 40,014             | 85,240             | 72,771             | 1,56,303           |
| <b>Total Provisions and oilman's stores . . . "</b> | <b>19,656</b>  | <b>13,683</b>  | <b>19,475</b>  | <b>18,034</b>  | <b>17,241</b>  | <b>7,42,445</b>    | <b>6,47,526</b>    | <b>5,93,802</b>    | <b>5,15,325</b>    | <b>5,19,963</b>    |
| <b>RUBBER—</b>                                      |                |                |                |                |                |                    |                    |                    |                    |                    |
| Raw . . . Lbs.                                      | 7,815,201      | 1,286,671      | 3,938,818      | 11,593,591     | 10,892,489     | 26,85,140          | 1,92,100           | 7,60,478           | 33,61,523          | 32,11,609          |
| <b>SEEDS—</b>                                       |                |                |                |                |                |                    |                    |                    |                    |                    |
| <b>Oil-seeds—</b>                                   |                |                |                |                |                |                    |                    |                    |                    |                    |
| <b>Essential—</b>                                   |                |                |                |                |                |                    |                    |                    |                    |                    |
| Ajwan . . . Tons                                    | ..             | ..             | 126            | 45             | 55             | ..                 | ..                 | 26,072             | 8,518              | 9,733              |
| Fenugreek . . . "                                   | 5              | ..             | 410            | 1,304          | 650            | 800                | 3                  | 43,470             | 1,80,597           | 35,617             |
| Sawa or dll . . . "                                 | 330            | 310            | 410            | 734            | 493            | 59,775             | 57,431             | 59,512             | 1,07,018           | 75,031             |
| Other sorts . . . "                                 | 21             | 33             | 7              | 61             | 53             | 6,852              | 3,096              | 3,078              | 7,706              | 9,656              |
| <b>Total Essential . . . "</b>                      | <b>356</b>     | <b>343</b>     | <b>953</b>     | <b>2,204</b>   | <b>1,257</b>   | <b>67,427</b>      | <b>65,580</b>      | <b>1,32,132</b>    | <b>3,04,734</b>    | <b>1,30,076</b>    |
| <b>Non-essential—</b>                               |                |                |                |                |                |                    |                    |                    |                    |                    |
| Castor . . . "                                      | 23,237         | 22,732         | 27,092         | 26,330         | 22,409         | 33,53,690          | 33,27,507          | 32,67,316          | 30,69,317          | 30,59,045          |
| Cotton . . . "                                      | 10,745         | 1,500          | 3,384          | ..             | 50             | 5,20,418           | 85,000             | 1,39,026           | 1                  | 2,510              |
| Groundnuts . . . "                                  | 77,938         | 31,643         | 52,921         | 134,190        | 62,399         | 1,24,71,356        | 57,71,510          | 66,54,538          | 1,70,09,361        | 1,00,17,439        |
| Linseed . . . "                                     | 14,138         | 14,270         | 176,425        | 103,734        | 90,144         | 16,46,692          | 16,54,832          | 2,01,24,771        | 1,23,40,934        | 1,20,69,395        |
| Niger . . . "                                       | 326            | 377            | 331            | 244            | 334            | 42,082             | 45,116             | 35,830             | 20,934             | 36,455             |
| Rape . . . "  | 14,443         | 10,930         | 19,710         | 12,171         | 2,046          | 19,02,270          | 13,91,412          | 20,28,170          | 19,72,511          | 2,37,334           |
| Other sorts . . . "                                 | 200            | 326            | 233            | 136            | 122            | 23,633             | 37,427             | 33,558             | 26,939             | 17,310             |
| Other than oil-seeds . . . "                        | 5              | 32             | 31             | 65             | 36             | 1,590              | 7,401              | 3,635              | 23,511             | 5,245              |
| <b>Total Seeds . . . "</b>                          | <b>141,333</b> | <b>81,903</b>  | <b>280,930</b> | <b>379,250</b> | <b>178,797</b> | <b>1,90,39,143</b> | <b>1,23,65,734</b> | <b>3,25,94,576</b> | <b>3,46,53,332</b> | <b>2,56,73,809</b> |

(a) Sub-divided into 2 heads from 1934-35.

(b) Separately recorded from 1934-35.

UNITED KINGDOM (including CHANNEL ISLANDS)—continued

EXPORTS THERE TO—continued

INDIAN MERCHANDISE—continued

| ARTICLES  | QUANTITY    |             |             |             |             | VALUE        |              |              |              |              |
|---|-------------|-------------|-------------|-------------|-------------|--------------|--------------|--------------|--------------|--------------|
|   | 1931-32     | 1932-33     | 1933-34     | 1934-35     | 1935-36     | 1931-32      | 1932-33      | 1933-34      | 1934-35      | 1935-36      |
| SHIRTS AND COWRIES . Value                                    | —           | —           | —           | —           | —           | 98,832       | 99,813       | 74,515       | 88,670       | 42,10        |
| SPECIMENS ILLUSTRATIVE OF NATURAL SCIENCE . "                 | —           | —           | —           | —           | —           | 15,912       | 26,797       | 12,555       | 15,808       | 31,91        |
| <b>SPICES—</b>  |             |             |             |             |             |              |              |              |              |              |
| Cardamoms . . . Cwts.   | 780         | 900         | 1,608       | 1,830       | 695         | 1,63,423     | 1,70,404     | 3,01,714     | 2,21,398     | 1,37,018     |
| Chillies . . . "  | 81          | 375         | 163         | 21          | 108         | 2,047        | 12,232       | 3,338        | 501          | 1,311        |
| Ginger . . . "  | 5,434       | 10,017      | 5,280       | 5,400       | 607         | 1,15,102     | 2,10,685     | 1,09,806     | 1,27,935     | 28,744       |
| Pepper . . . "  | 9,512       | 5,238       | 6,811       | 5,244       | 1,037       | 3,67,359     | 1,80,370     | 1,97,467     | 1,71,323     | 32,068       |
| Other sorts . . . "   | 84          | 88          | 68          | 111         | 68          | 5,616        | 3,847        | 3,348        | 3,000        | 2,124        |
| Total Spices . . . "  | 15,891      | 17,513      | 18,928      | 18,106      | 2,715       | 6,58,552     | 5,92,588     | 6,15,678     | 5,24,747     | 2,01,808     |
| <b>STONE AND MARBLE . Tons</b>                                | 4,213       | 2,929       | 10,125      | 5,492       | 10,050      | 1,07,135     | 63,667       | 3,07,028     | 90,418       | 2,07,478     |
| <b>SUGAR—</b>   |             |             |             |             |             |              |              |              |              |              |
| Molasses (including Palmyra and Cane Jaggery) . . . "         | —           | 7           | 170         | 153         | —           | 5            | 2,554        | 14,040       | 11,421       | 18           |
| <b>TEA—</b>   |             |             |             |             |             |              |              |              |              |              |
| Black . . . Lbs.  | 290,590,797 | 330,660,980 | 276,262,141 | 288,517,818 | 275,605,237 | 16,89,78,440 | 14,78,45,503 | 17,50,43,286 | 18,14,63,935 | 17,75,13,200 |
| Green . . . "   | 608,174     | —           | —           | —           | —           | 3,10,423     | —            | —            | —            | —            |
| Total Tea . . . "   | 291,198,941 | 330,660,980 | 276,262,141 | 288,517,818 | 275,605,237 | 16,92,88,872 | 14,78,45,503 | 17,50,43,286 | 18,14,63,935 | 17,75,13,200 |
| <b>TEA WASTE, FOR THE MANUFACTURE OF CAFFEINE . . . "</b>     | 493,814     | —           | —           | —           | 120         | 40,332       | —            | —            | —            | 6            |
| <b>TEXTILES—</b>  |             |             |             |             |             |              |              |              |              |              |
| <b>Cotton—</b>  |             |             |             |             |             |              |              |              |              |              |
| Raw . . . Tons  | 29,723      | 39,134      | 61,037      | 61,955      | 81,454      | 1,53,04,568  | 1,60,84,515  | 3,37,41,141  | 3,41,93,006  | 4,51,47,303  |
| Waste . . . Cwts.   | 98,557      | 84,304      | 93,721      | 93,099      | 139,548     | 16,35,521    | 14,22,903    | 15,41,403    | 15,67,610    | 23,33,230    |
| Twist and yarn . . . Lbs.                                     | 151,350     | 197,646     | 440,400     | 286,380     | 182,453     | 45,976       | 65,157       | 1,35,133     | 93,062       | 60,449       |
| Manufactures— Handkerchiefs and shawls in the piece . . . No. | 3,340,344   | 3,775,044   | 1,788,908   | 517,907     | 354,555     | 16,23,972    | 23,35,864    | 12,15,176    | 5,19,026     | 12,23,535    |
| Piece-goods . . . Yards                                       | 16,680      | 199,613     | 17,310      | 20,733      | 286,343     | 4,848        | 83,003       | 4,066        | 9,117        | 72,731       |
| Other sorts of manufactures . . . Value                       | —           | —           | —           | —           | —           | 47,142       | 48,033       | 44,959       | 30,704       | 34,540       |
| Total Cotton manufactures (including twist and yarn) . . . "  | —           | —           | —           | —           | —           | 17,21,938    | 20,12,077    | 13,09,310    | 6,41,909     | 13,97,305    |
| <b>Herbdaenery and Millinery . . . "</b>                      | —           | —           | —           | —           | —           | 35,068       | 41,545       | 33,004       | 49,396       | 30,261       |
| <b>Hemp (chiefly senn)—</b>                                   |             |             |             |             |             |              |              |              |              |              |
| Raw . . . Cwts.   | 32,305      | 79,929      | 85,081      | 113,103     | 167,901     | 3,59,500     | 9,45,500     | 3,28,620     | 10,00,560    | 17,17,829    |
| <b>Jute—</b>  |             |             |             |             |             |              |              |              |              |              |
| Raw . . . Tons  | 154,417     | 129,522     | 177,198     | 160,377     | 166,058     | 3,11,09,496  | 2,24,19,997  | 2,55,21,033  | 2,34,47,197  | 2,96,24,392  |
| Twist and yarn . . . Lbs.                                     | 49,951      | 24,564      | 23,520      | 20,335      | 80,747      | 7,649        | 4,648        | 3,265        | 2,408        | 10,599       |
| <b>Manufactures—</b>  |             |             |             |             |             |              |              |              |              |              |
| Sacking Gunny bags . . . No.                                  | 18,936,039  | 19,959,732  | 16,071,842  | 15,518,520  | 14,456,842  | 56,12,433    | 55,31,170    | 46,26,969    | 39,80,898    | 37,74,233    |
| Hessian . . . "   | 28,515,700  | 26,511,097  | 27,001,150  | 32,454,000  | 36,825,696  | 57,80,627    | 51,97,647    | 51,08,078    | 63,15,455    | 74,40,337    |
| (Total Gunny bags . . . "                                     | 47,501,829  | 46,470,829  | 43,073,992  | 47,972,520  | 51,282,538  | 1,13,93,060  | 1,07,28,817  | 97,35,047    | 1,02,96,353  | 1,12,21,070  |
| <b>Sacking Gunny cloth . Yards</b>                            | 3,238,339   | 3,215,975   | 4,104,119   | 4,290,375   | 6,150,267   | 4,67,790     | 4,44,433     | 5,06,336     | 5,39,766     | 8,31,062     |
| Hessian . . . "   | 58,936,740  | 54,374,512  | 47,516,200  | 45,077,611  | 79,578,503  | 65,05,100    | 58,55,530    | 52,21,938    | 47,95,778    | 31,17,212    |
| Total Gunny cloth . . . "                                     | 62,175,129  | 57,490,547  | 51,620,319  | 49,368,486  | 85,728,775  | 70,32,890    | 63,00,169    | 57,28,324    | 53,35,544    | 39,48,274    |
| <b>Rope and twine . . . Cwts.</b>                             | 591         | 120         | 271         | 110         | 13          | 8,350        | 1,980        | 11,000       | 2,902        | 500          |
| Other sorts . . . Value                                       | —           | —           | —           | —           | —           | 2,17,091     | 4,25,236     | 4,52,331     | 3,30,573     | 5,30,365     |
| Total Jute manufactures (including twist and yarn) . . . "    | —           | —           | —           | —           | —           | 1,86,39,540  | 1,74,00,930  | 1,60,21,036  | 1,59,67,335  | 2,07,10,308  |

No. 13—continued

## UNITED KINGDOM (including CHANNEL ISLANDS)—continued

## EXPORTS THERE TO—continued

## INDIAN MERCHANDISE—concluded

| ARTICLES  | QUANTITY   |            |            |            |            | VALUE        |              |              |              |              |
|---|------------|------------|------------|------------|------------|--------------|--------------|--------------|--------------|--------------|
|   | 1931-32    | 1932-33    | 1933-34    | 1934-35    | 1935-36    | 1931-32      | 1932-33      | 1933-34      | 1934-35      | 1935-36      |
| <b>TEXTILES—continued</b>   |            |            |            |            |            |              |              |              |              |              |
| Rhea, Ramie or Chinagrass Cwts.   |            |            |            | 982        | ..         | ..           | ..           | ..           | R<br>34,470  | ..           |
| Silk—   |            |            |            |            |            |              |              |              |              |              |
| Raw . . . . . Lbs.  | 22,785     | 39,755     | 122,315    | 92,571     | 118,922    | 38,721       | 57,055       | 1,15,372     | 57,060       | 89,520       |
| Manufactures—   |            |            |            |            |            |              |              |              |              |              |
| Silk piece-goods Yards  | 32         | 1,588      | 11,240     | 10,975     | 2,016      | 42           | 3,640        | 12,905       | 12,041       | 2,500        |
| Other sorts . . . Value   | —          | —          | —          | —          | —          | 248          | ..           | ..           | 3,280        | 2,430        |
| Total Silk manufactures . .   | —          | —          | —          | —          | —          | 290          | 3,640        | 12,905       | 15,321       | 4,930        |
| Wool—   |            |            |            |            |            |              |              |              |              |              |
| Raw . . . . . Lbs.  | 35,340,350 | 57,881,133 | 48,421,332 | 25,635,145 | 34,671,053 | 2,40,54,265  | 32,79,691    | 1,45,82,224  | 92,18,873    | 1,37,90,834  |
| Manufactures—   |            |            |            |            |            |              |              |              |              |              |
| carpets and rugs . . .  | 3,537,199  | 4,283,380  | 6,709,548  | 8,234,705  | 7,034,369  | 40,62,194    | 44,61,748    | 56,49,035    | 73,90,786    | 60,32,004    |
| Other sorts . . . Value   | —          | —          | —          | —          | —          | 27,193       | 22,302       | 4,335        | 11,941       | 22,182       |
| Total Woollen manufactures . .  | —          | —          | —          | —          | —          | 40,89,387    | 44,84,050    | 56,53,370    | 74,02,727    | 60,54,186    |
| Other Textiles—   |            |            |            |            |            |              |              |              |              |              |
| Raw . . . . . Cwts.   | ..         | ..         | 893        | 15,425     | 921        | ..           | ..           | 7,500        | 1,31,348     | 9,245        |
| <b>TOBACCO—</b>   |            |            |            |            |            |              |              |              |              |              |
| Unmanufactured . . . Lbs.   | 10,625,553 | 9,046,489  | 13,299,068 | 9,220,053  | 11,702,366 | 39,20,669    | 36,35,440    | 46,94,190    | 34,14,970    | 45,35,274    |
| Manufactured—   |            |            |            |            |            |              |              |              |              |              |
| Cigars . . . . . "  | 24,375     | 39,306     | 34,133     | 37,144     | 42,700     | 32,259       | 36,091       | 47,514       | 47,126       | 61,458       |
| Other sorts . . . . . "   | 129        | 55         | 3,665      | 152        | 69         | 123          | 148          | 785          | 116          | 500          |
| Total Tobacco . . . . . "   | 10,650,072 | 9,076,810  | 13,336,866 | 9,297,349  | 11,745,175 | 39,53,056    | 36,71,674    | 47,42,489    | 34,62,212    | 45,97,232    |
| <b>TOYS AND REQUISITES FOR GAMES AND SPORTS, including FISHING TACKLE (other than FIREARMS) . . . Value</b> |            |            |            |            |            |              |              |              |              |              |
|   |            |            |            |            |            | 63,067       | 34,639       | 1,05,216     | 2,17,478     | 3,02,516     |
| <b>WAX OF ALL KINDS, other than PARAFFIN WAX (excluding CANDLES) . . . Cwts.</b>                            |            |            |            |            |            |              |              |              |              |              |
|   | 283        | 705        | 734        | 1,940      | 1,941      | 27,353       | 51,971       | 42,100       | 1,05,676     | 1,16,637     |
| <b>WOOD AND TIMBER—</b>   |            |            |            |            |            |              |              |              |              |              |
| <b>Hard-wood (other than teak wood) (a) . . . Cubic Tons</b>  |            |            |            |            |            |              |              |              |              |              |
| Teak wood . . . . . "   | 12,321     | 11,756     | 16,631     | 29,352     | 39,335     | 34,25,522    | 28,36,733    | 39,23,878    | 61,86,008    | 76,41,719    |
| Teak keys . . . . . Tons  | 2,677      | 3,033      | 3,585      | 4,136      | 4,893      | 4,50,030     | 4,28,498     | 5,15,811     | 6,13,090     | 7,23,409     |
| <b>Soft-wood . . . Cubic Tons</b>   |            |            |            |            |            |              |              |              |              |              |
| Sandal . . . . . "  | 80         | 60         | 264        | 32         | 37         | 1,25,985     | 84,150       | 3,14,163     | 39,536       | 42,376       |
| Other kinds of wood and timber . . . Value  | —          | —          | —          | —          | —          | 1,72,221     | 1,45,800     | 20,335       | 13,311       | 22,654       |
| Manufactures of wood, other than furniture and cabinetware . . .  | —          | —          | —          | —          | —          | 63,334       | 33,018       | 17,720       | 8,091        | 9,310        |
| Total Wood and Timber . . . . .   | —          | —          | —          | —          | —          | 42,22,643    | 36,23,194    | 48,65,879    | 69,33,809    | 86,42,336    |
| <b>POSTAL ARTICLES . . . . .</b>  |            |            |            |            |            |              |              |              |              |              |
|   | —          | —          | —          | —          | —          | 51,00,136    | 45,01,665    | 46,34,673    | 48,50,464    | 1,15,20,349  |
| <b>ALL OTHER ARTICLES OF MERCHANDISE . . . . .</b>  |            |            |            |            |            |              |              |              |              |              |
|   | —          | —          | —          | —          | —          | 4,72,778     | 4,20,082     | 2,82,386     | 4,45,027     | 9,92,049     |
| <b>GRAND TOTAL . . . . .</b>  | —          | —          | —          | —          | —          | 12,97,59,075 | 36,82,47,048 | 47,20,97,978 | 47,92,46,399 | 60,47,62,190 |

(a) Separately recorded from 1933-34.



UNITED KINGDOM (including CHANNEL ISLANDS)—continued

EXPORTS THERETO—continued

FOREIGN MERCHANDISE

| ARTICLES  | QUANTITY |         |         |         |         | VALUE    |          |          |          |         |
|---|----------|---------|---------|---------|---------|----------|----------|----------|----------|---------|
|   | 1931-32  | 1932-33 | 1933-34 | 1934-35 | 1935-36 | 1931-32  | 1932-33  | 1933-34  | 1934-35  | 1935-36 |
| ANIMALS, LIVING . . . No.   | 116      | 87      | 52      | 92      | 87      | £        | £        | £        | £        | £       |
| APPAREL (including DRAPERY, UNIFORMS, ACCOUTREMENTS, but excluding HOSIERY AND BOOTS AND SHOES) . Value | —        | —       | —       | —       | —       | 4,40,315 | 4,50,480 | 3,72,844 | 3,27,049 | 4,05,2  |
| ARMS, AMMUNITION, AND MILITARY STORES—  |          |         |         |         |         |          |          |          |          |         |
| Firearms, and parts thereof . . . "   | —        | —       | —       | —       | —       | 1,00,455 | 30,534   | 1,16,478 | 1,04,237 | 1,09,01 |
| Other sorts . . . "   | —        | —       | —       | —       | —       | 5,338    | 1,958    | 3,958    | 1,128    | 2,08    |
| Total Arms, Ammunition, and Military Stores . . . "   | —        | —       | —       | —       | —       | 1,05,793 | 32,492   | 1,20,436 | 1,05,365 | 1,11,09 |
| ART, WORKS OF (other than FIGURES) . . . "  | —        | —       | —       | —       | —       | 12,351   | 7,435    | 1,187    | 4,421    | 6,94    |
| BOOKS, PRINTED, AND PRINTED MATTER (not being STATIONERY), including MAPS AND CHARTS . . . Cwts.        | 871      | 707     | 878     | 898     | 1,029   | 1,78,017 | 1,51,026 | 1,34,907 | 1,61,159 | 1,57,73 |
| BOOTS AND SHOES . . . Pairs   | 11,839   | 766     | 981     | 2,512   | 4,158   | 12,266   | 4,519    | 3,223    | 5,910    | 3,82    |
| BUILDING AND ENGINEERING MATERIALS other than OF IRON, STEEL OR WOOD . . . Value                        | —        | —       | —       | —       | —       | 3,016    | 4,539    | 30,019   | 135      | 39      |
| CANNES AND BATTANS . . . Cwts.  | 945      | 137     | 682     | 169     | ..      | 12,455   | 4,040    | 11,604   | 2,150    | ..      |
| CHEMICALS AND CHEMICAL PREPARATIONS (excluding CHEMICAL MANURES AND MEDICINES) . . . Value              | —        | —       | —       | —       | —       | 15,199   | 6,912    | 20,053   | 4,851    | 2,63    |
| CHINESE AND JAPANESE WARE (including LACQUERED WARE, but excluding WARTHER-WARE AND PORCELAIN) . . . "  | —        | —       | —       | —       | —       | 51,402   | 22,070   | 13,470   | 12,670   | 12,70   |
| COAL AND COKE . . . TONS  | 2,401    | 2,051   | 1,040   | ..      | ..      | 90,737   | 42,814   | 12,000   | 10       | ..      |
| CORDAGE AND ROPE OF VEGETABLE FIBRE (excluding JUTE AND COTTON) . . . Cwts.                             | 598      | 1,003   | 26      | 1,404   | ..      | 5,512    | 10,400   | 260      | 14,449   | ..      |
| CUTLERY . . . Value   | —        | —       | —       | —       | —       | 32,597   | 22,255   | 16,877   | 10,797   | 16,92   |
| DRUGS AND MEDICINES (excluding CHEMICALS AND NARCOTICS) . . . "   | —        | —       | —       | —       | —       | 9,647    | 12,124   | 46,406   | 24,854   | 21,53   |
| DYING AND TANNING SUBSTANCES . . . "  | —        | —       | —       | —       | —       | 178      | 3,548    | 10,600   | 1,551    | 16,92   |
| EARTHENWARE AND PORCELAIN . . . "   | —        | —       | —       | —       | —       | 24,602   | 29,611   | 25,581   | 12,060   | 12,511  |
| ELECTROPLATED WARE . . . "  | —        | —       | —       | —       | —       | 26,002   | 22,914   | 24,457   | 19,890   | 20,51   |
| FISH (excluding CANNED FISH)—   |          |         |         |         |         |          |          |          |          |         |
| Fishmaws and sharkfins Cwts.  | 271      | 251     | 191     | 87      | 50      | 51,945   | 36,050   | 24,104   | 5,909    | 10,42   |
| FRUITS AND VEGETABLES . Value   | —        | —       | —       | —       | —       | 4,47,923 | 2,10,364 | 61,876   | 45,705   | 75,81   |
| FURNITURE AND CABINET-WARE . . . "  | —        | —       | —       | —       | —       | 2,27,914 | 1,53,450 | 2,02,700 | 1,28,056 | 69,651  |
| GLASS AND GLASSWARE . . . "   | —        | —       | —       | —       | —       | 46,220   | 26,768   | 37,929   | 34,987   | 28,711  |
| GRAIN PULVER AND FLOUR—Wheat . . . TONS   | 1,036    | ..      | ..      | ..      | ..      | 1,57,556 | ..       | ..       | ..       | ..      |

## No. 13—continued

## UNITED KINGDOM (including CHANNEL ISLANDS)—continued

## EXPORTS THERE TO—continued

## FOREIGN MERCHANDISE—continued

| ARTICLES  | QUANTITY |         |         |         |         | VALUE     |           |           |           |           |
|---|----------|---------|---------|---------|---------|-----------|-----------|-----------|-----------|-----------|
|   | 1981-82  | 1982-83 | 1983-84 | 1984-85 | 1985-86 | 1981-82   | 1982-83   | 1983-84   | 1984-85   | 1985-86   |
|   |          |         |         |         |         | £         | £         | £         | £         | £         |
| GUMS AND RESINS . Cwts.   | 524      | 1,882   | 584     | 477     | 237     | 48,357    | 64,109    | 14,187    | 18,005    | 12,225    |
| HARDWARE (excluding CUTLERY AND ELECTRO-PLATED WARE) . Value  | —        | —       | —       | —       | —       | 5,89,894  | 5,47,889  | 6,26,160  | 5,29,538  | 6,12,340  |
| HIDES AND SKINS, RAW—   |          |         |         |         |         |           |           |           |           |           |
| Hides, raw . { Tons. = 5,460<br>= No. 884   | —        | —       | —       | —       | —       | 18,000    | ..        | ..        | ..        | ..        |
| Skins, raw . { Tons. = 1,382,606<br>= No. 207   | —        | —       | —       | —       | —       | 80,99,124 | 26,84,727 | 21,03,229 | 56,05,021 | 79,67,929 |
| INSTRUMENTS, APPARATUS, AND APPLIANCES, AND PARTS THEREOF—  |          |         |         |         |         |           |           |           |           |           |
| Electrical . Value  | —        | —       | —       | —       | —       | 1,03,226  | 1,96,305  | 94,548    | 1,26,818  | 1,55,557  |
| Musical—  |          |         |         |         |         |           |           |           |           |           |
| Talking machines and accessories . Value  | —        | —       | —       | —       | —       | 91,007    | 81,798    | 80,398    | 57,410    | 11,015    |
| Other sorts . Value   | —        | —       | —       | —       | —       | 51,243    | 26,778    | 20,764    | 47,302    | 16,818    |
| Total Musical Instruments . Value   | —        | —       | —       | —       | —       | 1,42,250  | 58,571    | 51,137    | 1,04,712  | 26,833    |
| Photographic . Value  | —        | —       | —       | —       | —       | 42,653    | 48,948    | 58,887    | 69,114    | 87,297    |
| Other kinds . Value   | —        | —       | —       | —       | —       | 1,69,499  | 80,940    | 1,16,225  | 75,529    | 86,558    |
| Total Instruments, Apparatus, and Appliances . Value  | —        | —       | —       | —       | —       | 4,62,628  | 3,84,764  | 3,15,547  | 3,76,188  | 3,56,240  |
| IVORY—  |          |         |         |         |         |           |           |           |           |           |
| Unmanufactured . Lbs.   | 78       | 8,951   | 2,862   | 3,848   | 6,980   | 353       | 17,755    | 8,814     | 15,166    | 30,370    |
| Manufactured . Value  | —        | —       | —       | —       | —       | 589       | ..        | 1,500     | ..        | ..        |
| Total Ivory . Value   | —        | —       | —       | —       | —       | 940       | 17,755    | 10,314    | 15,166    | 30,370    |
| JEWELLERY (excluding IMITATION JEWELLERY AND PRECIOUS STONES AND PEARLS, UNSET), ALSO PLATE OF GOLD AND SILVER— |          |         |         |         |         |           |           |           |           |           |
| Jewellery . Value   | —        | —       | —       | —       | —       | 40,814    | 2,986     | 10,222    | 15,301    | 84,168    |
| Plate of gold and silver . Value  | —        | —       | —       | —       | —       | 3,31,927  | 1,74,989  | 1,24,756  | 1,42,412  | 1,08,226  |
| Total Jewellery, also plate of gold and silver . Value  | —        | —       | —       | —       | —       | 3,72,741  | 1,77,975  | 1,34,978  | 1,57,713  | 1,92,394  |
| LEATHER—  |          |         |         |         |         |           |           |           |           |           |
| Hides and skins, tanned or dressed—   |          |         |         |         |         |           |           |           |           |           |
| Hides, tanned or dressed . { Tons. = 77<br>= No. ..   | —        | —       | —       | —       | —       | 3,500     | ..        | ..        | ..        | 51,540    |
| Other sorts of leather . Value  | —        | —       | —       | —       | —       | 11,746    | 1,400     | 4,000     | 847       | 1,250     |
| Manufactures (excluding boots and shoes) . Value  | —        | —       | —       | —       | —       | 89,031    | 18,825    | 86,863    | 85,889    | 8,624     |
| Total Leather . Value   | —        | —       | —       | —       | —       | 54,277    | 20,225    | 40,863    | 36,736    | 61,414    |
| LIQUORS—  |          |         |         |         |         |           |           |           |           |           |
| Ale, Beer and Porter . Gals.  | 782      | 5,468   | 3,973   | 3,219   | 681     | 2,172     | 16,608    | 9,425     | 8,856     | 3,268     |
| Brandy . Value  | 98       | 654     | 8       | 61      | ..      | 1,780     | 10,575    | 790       | 1,770     | ..        |
| Whisky . Value  | 137      | 301     | 97      | 585     | 190     | 3,248     | 11,397    | 3,811     | 10,965    | 4,427     |
| Other sorts of Liquors . Value  | 488      | 903     | 3,161   | 837     | 49      | 6,757     | 14,088    | 6,238     | 4,215     | 2,082     |
| Total Liquors . Value   | 1,405    | 7,321   | 7,139   | 4,202   | 920     | 13,952    | 53,138    | 17,764    | 25,808    | 9,777     |

UNITED KINGDOM (including CHANNEL ISLANDS)—continued

EXPORTS THERE TO—continued

FOREIGN MERCHANDISE—continued

| ARTICLES   | QUANTITY |         |         |         |          | VALUE    |          |          |          |          |
|--|----------|---------|---------|---------|----------|----------|----------|----------|----------|----------|
|  | 1931-32  | 1932-33 | 1933-34 | 1934-35 | 1935-36  | 1931-32  | 1932-33  | 1933-34  | 1934-35  | 1935-36  |
|  |          |         |         |         |          | £        | £        | £        | £        | £        |
| <b>MACHINERY AND MILLWORK—</b>   |          |         |         |         |          |          |          |          |          |          |
| Prime-movers (other than electrical) Value   | —        | —       | —       | —       | —        | 0,435    | 33,030   | 3,654    | 19,705   | 12,374   |
| Electrical machinery of all kinds  | —        | —       | —       | —       | —        | 52,075   | 1,47,225 | 46,732   | 29,416   | 30,963   |
| Other sorts of machinery   | —        | —       | —       | —       | —        | 8,97,179 | 3,62,331 | 3,31,259 | 3,10,218 | 4,35,430 |
| <b>Total Machinery and Millwork</b>  | —        | —       | —       | —       | —        | 9,59,289 | 5,42,586 | 3,81,645 | 3,59,339 | 4,79,267 |
| <b>METALS AND ORES—</b>  |          |         |         |         |          |          |          |          |          |          |
| Brass, Bronze, and similar alloys and manufactures thereof, wrought Cwts.                | 54       | 63      | 128     | 101     | 4,339    | 10,530   | 3,128    | 12,885   | 6,884    | 1,07,040 |
| Iron or Steel . . . Tons   | 392      | 243     | 212     | 290     | 191      | 1,07,800 | 82,861   | 50,679   | 1,07,126 | 44,323   |
| Others . . . Cwts.   | 1,320    | 2,020   | 5,380   | 2,083   | 10,852   | 27,638   | 82,353   | 2,08,146 | 1,12,807 | 2,93,135 |
| <b>Total Metals and Ores Tons</b>  | 481      | 347     | 488     | 447     | 951      | 1,45,974 | 1,73,342 | 2,71,710 | 2,26,817 | 4,34,398 |
| <b>OILS—</b>   |          |         |         |         |          |          |          |          |          |          |
| Mineral . . . Gals.  | 147,876  | 273,292 | 50,732  | 1,150   | 1,418    | 33,048   | 64,346   | 11,847   | 470      | 2,446    |
| Vegetable, Non-essential   | 15       | ..      | ..      | 164     | 8,911    | 55       | ..       | ..       | 1,226    | 11,233   |
| Other kinds of oils  | 12       | 180     | 8       | 1,848   | 3        | 60       | 4,500    | 324      | 3,180    | 45       |
| <b>Total Oils</b>  | 147,903  | 273,472 | 50,740  | 3,162   | 10,332   | 33,163   | 68,846   | 11,671   | 4,376    | 13,729   |
| <b>PAINTS AND COLOURS . Cwts.</b>  | 3,689    | 476     | 51      | 193     | 84       | 53,552   | 20,562   | 3,709    | 7,886    | 3,932    |
| <b>PAPER AND PAPERBOARD Value</b>  | —        | —       | —       | —       | —        | 1,262    | 14,943   | 4,746    | 2,928    | 414      |
| <b>PRECIOUS STONES AND PEARLS UNSET . . .</b>  | —        | —       | —       | —       | —        | ..       | ..       | ..       | 13,000   | ..       |
| <b>PRINTING AND LITHOGRAPHING MACHINERY AND MATERIALS (excluding PAPER)</b>              | —        | —       | —       | —       | —        | 1,02,431 | 84,049   | 24,640   | 27,400   | 14,339   |
| <b>PRINTS, ENGRAVINGS, AND PICTURES . . .</b>  | —        | —       | —       | —       | —        | 37,685   | 26,947   | 37,393   | 17,520   | 15,480   |
| <b>PROVISIONS AND OILMAN'S STORES (excluding FISH AND FRUITS AND VEGETABLES) . Cwts.</b> | 1,185    | 391     | 711     | 261     | 151      | 1,99,032 | 47,109   | 36,001   | 22,006   | 11,767   |
| <b>RUBBER, RAW AND MANUFACTURES . Value</b>  | —        | —       | —       | —       | —        | 2,04,135 | 19,967   | 17,217   | 11,889   | 17,597   |
| <b>SHRUGS AND COWRIES . . .</b>  | —        | —       | —       | —       | —        | 1,797    | 27,456   | 2,320    | 3,620    | 5,675    |
| <b>Spices . . . Cwts.</b>  | ..       | 82      | ..      | 40      | 1,366    | 10       | 5,508    | ..       | 4,815    | 23,425   |
| <b>STATIONERY (excluding PAPER) . . . Value</b>  | —        | —       | —       | —       | —        | 5,840    | 43,130   | 5,995    | 10,174   | 10,776   |
| <b>TEDDINGS—</b>   |          |         |         |         |          |          |          |          |          |          |
| <b>Cotton—</b>   |          |         |         |         |          |          |          |          |          |          |
| Raw . . . Tons   | 27       | 61      | 330     | 42      | 1        | 24,525   | 33,441   | 2,10,527 | 31,310   | 1,933    |
| Twist and yarn . . Lbs.  | 1,445    | 37,975  | 50      | 600     | 500      | 1,343    | 24,316   | 37       | 647      | 400      |
| <b>Manufactures—</b>   |          |         |         |         |          |          |          |          |          |          |
| <b>Piecegoods—</b>   |          |         |         |         |          |          |          |          |          |          |
| White (bleached) Yds.  | 21,012   | 2,760   | 9,282   | 44,927  | 6,120    | 7,448    | 690      | 3,405    | 10,402   | 2,525    |
| Coloured, printed, or dyed . . .   | 1,074    | 46,653  | 67,753  | 145,463 | 1,50,511 | 735      | 10,443   | 31,517   | 47,262   | 36,172   |
| Other Sorts . . .  | 6,395    | 2,515   | 153     | 5,449   | 25,719   | 1,985    | 533      | 34       | 1,369    | 2,225    |
| <b>Total Piecegoods . . .</b>  | 28,481   | 51,928  | 77,188  | 195,839 | 182,350  | 10,168   | 11,666   | 34,956   | 59,533   | 40,922   |

No. 13—continued

## UNITED KINGDOM (including CHANNEL ISLANDS)—concluded

EXPORTS THERE TO—concluded

## FOREIGN MERCHANDISE—concluded

| ARTICLES   | QUANTITY  |           |           |         |         | VALUE        |              |              |              |              |
|--|-----------|-----------|-----------|---------|---------|--------------|--------------|--------------|--------------|--------------|
|  | 1931-32   | 1932-33   | 1933-34   | 1934-35 | 1935-36 | 1931-32      | 1932-33      | 1933-34      | 1934-35      | 1935-36      |
| TEXTILES—continued   |           |           |           |         |         | £            | £            | £            | £            | £            |
| Cotton—continued   |           |           |           |         |         |              |              |              |              |              |
| Other sorts of manufactures . . . Value  | —         | —         | —         | —       | —       | 9,267        | 10,015       | 1,846        | 82,049       | 8,100        |
| Total Cotton manufactures (including Twist and Yarn) . . . "   | —         | —         | —         | —       | —       | 20,772       | 40,497       | 36,839       | 92,229       | 49,512       |
| Haberdashery and Millinery . . . "   | —         | —         | —         | —       | —       | 1,19,193     | 93,930       | 57,169       | 47,208       | 53,803       |
| Silk—Manufactures . . . "  | —         | —         | —         | —       | —       | 38,254       | 78           | 1,609        | 30,806       | 1,539        |
| Wool—Raw . . . Lbs.  | 3,696,283 | 2,190,375 | 2,551,810 | 850,071 | 895,126 | 17,63,522    | 7,06,809     | 9,31,732     | 2,99,018     | 3,06,985     |
| Manufactures . . . Value   | —         | —         | —         | —       | —       | 21,98,447    | 12,38,290    | 7,01,002     | 5,87,706     | 3,62,184     |
| Other textiles—Manufactured . . . "  | —         | —         | —         | —       | —       | 14,095       | 15,597       | 24,159       | 1,18,570     | 5,003        |
| TOBACCO—Manufactured . . . Lbs.  | 7,193     | 3,434     | 1,933     | 4,353   | 3,098   | 23,100       | 11,696       | 7,768        | 15,301       | 11,504       |
| TOYS AND REQUISITES FOR GAMES AND SPORTS (including FISHING TACKLE) other than FIRE-ARMS . . . Value | —         | —         | —         | —       | —       | 18,963       | 25,601       | 18,017       | 14,570       | 13,048       |
| VEHICLES (excluding LOCOMOTIVES, ETC., FOR RAILWAYS)—  |           |           |           |         |         |              |              |              |              |              |
| Carriages and Carts (including Railway carriages) and parts thereof . . . "                          | —         | —         | —         | —       | —       | 2,77,314     | 1,51,474     | 1,53,282     | 1,46,341     | 1,41,171     |
| Ships, parts of (including launches and boats) . . . "   | —         | —         | —         | —       | —       | 19,574       | 1,930        | ..           | 3,872        | 685          |
| Other sorts, . . . "   | —         | —         | —         | —       | —       | 3,51,272     | 3,67,576     | 4,24,227     | 3,62,296     | 4,35,823     |
| Wax of all kinds . . . Cwts.   | ..        | ..        | 14        | 369     | ..      | ..           | ..           | 224          | 10,834       | ..           |
| WOOD AND TIMBER—Manufactures of wood (other than furniture and cabinetwork) . . . Value              | —         | —         | —         | —       | —       | 7,69,209     | 4,11,788     | 2,08,920     | 2,52,516     | 2,70,408     |
| Other kinds of wood and timber . . . "   | —         | —         | —         | —       | —       | 405          | 5,040        | 2,102        | 9,260        | 14,760       |
| Total Wood and Timber . . . "  | —         | —         | —         | —       | —       | 7,69,614     | 4,17,728     | 2,12,022     | 2,61,776     | 2,84,168     |
| POSTAL ARTICLES . . . "  | —         | —         | —         | —       | —       | 1,19,657     | 2,933        | 43,661       | 2,368        | 2,553        |
| ALL OTHER ARTICLES OF MERCHANDISE . . . "  | —         | —         | —         | —       | —       | 1,69,681     | 1,21,154     | 2,07,771     | 97,493       | 1,49,094     |
| GRAND TOTAL . . . "  | —         | —         | —         | —       | —       | 1,92,40,931  | 98,79,637    | 84,68,894    | 1,05,00,868  | 1,32,05,557  |
| GRAND TOTAL OF INDIAN AND FOREIGN MERCHANDISE . . . "  | —         | —         | —         | —       | —       | 44,90,00,006 | 37,81,20,635 | 43,05,50,879 | 48,98,37,297 | 51,79,07,720 |

IRISH FREE STATE \*

IMPORTS THEREFROM .

| ARTICLES                                    | QUANTITY |         |         |         |         | VALUE   |         |         |         |         |
|---|----------|---------|---------|---------|---------|---------|---------|---------|---------|---------|
|   | 1931-32  | 1932-33 | 1933-34 | 1934-35 | 1935-36 | 1931-32 | 1932-33 | 1933-34 | 1934-35 | 1935-36 |
| PROVISIONS AND OILMAN'S STORES—             |          |         |         |         |         | £       | £       | £       | £       | £       |
| Biscuits and Cakes . Owt.                   | —        | —       | 98      | 886     | 656     | —       | —       | 10,195  | 48,084  | 71,188  |
| TEXTILES—                                   |          |         |         |         |         |         |         |         |         |         |
| FLAX MANUFACTURERS—                         |          |         |         |         |         |         |         |         |         |         |
| Canvas . . . Yds.                           | —        | —       | 3,940   | 43,169  | 3,000   | —       | —       | 716     | 13,808  | 1,111   |
| POSTAL ARTICLES . Value                     | —        | —       | —       | —       | —       | —       | —       | 65      | ..      | 49      |
| All other Articles of Merchandise . . . . . | —        | —       | —       | —       | —       | —       | —       | 5,107   | 7,853   | 9,198   |
| GRAND TOTAL . . . . .                       | —        | —       | —       | —       | —       | —       | —       | 16,088  | 64,745  | 81,539  |

EXPORTS THERETO

INDIAN MERCHANDISE

| ARTICLES  | QUANTITY |         |           |           |           | VALUE   |         |           |           |           |
|---|----------|---------|-----------|-----------|-----------|---------|---------|-----------|-----------|-----------|
|   | 1931-32  | 1932-33 | 1933-34   | 1934-35   | 1935-36   | 1931-32 | 1932-33 | 1933-34   | 1934-35   | 1935-36   |
| GRAIN, PULSE AND FLOUR—                           |          |         |           |           |           | £       | £       | £         | £         | £         |
| Rice, not in the husk . tons.                     | —        | —       | ..        | 183       | 573       | —       | —       | ..        | 9,527     | 44,078    |
| TEA, BLACK . . . . . Lbs.                         | —        | —       | 2,143,182 | 1,807,106 | 3,025,852 | —       | —       | 15,00,424 | 20,66,433 | 17,09,289 |
| TEXTILES—   |          |         |           |           |           |         |         |           |           |           |
| JUTE—   |          |         |           |           |           |         |         |           |           |           |
| Raw . . . . . tons.                               | —        | —       | ..        | 4         | 858       | —       | —       | ..        | 360       | 58,000    |
| Manufacture—                                      |          |         |           |           |           |         |         |           |           |           |
| Gunny bags . . . . . No.                          | —        | —       | 225,000   | 2,017,900 | 2,406,000 | —       | —       | 40,400    | 3,26,492  | 4,65,710  |
| Gunny Cloth . . . . . yds.                        | —        | —       | 60,000    | 595,000   | 2,360,500 | —       | —       | 6,800     | 43,950    | 2,55,978  |
| TOBACCO—  |          |         |           |           |           |         |         |           |           |           |
| Unmanufactured . . . . . Lbs.                     | —        | —       | 282,000   | 12,500    | 120,160   | —       | —       | 99,215    | 6,250     | 45,050    |
| WOOD AND TIMBER—                                  |          |         |           |           |           |         |         |           |           |           |
| Teak Wood . . . . . Cubic tons.                   | —        | —       | ..        | 37        | 179       | —       | —       | ..        | 7,155     | 32,895    |
| All other articles of Merchandise . . . . . Value | —        | —       | —         | —         | —         | —       | —       | 9,170     | 8,078     | 1,177     |
| GRAND TOTAL . . . . .                             | —        | —       | —         | —         | —         | —       | —       | 16,56,009 | 14,88,275 | 26,12,187 |

FOREIGN MERCHANDISE

| ARTICLES  | QUANTITY |         |         |         |         | VALUE   |         |           |           |           |
|---|----------|---------|---------|---------|---------|---------|---------|-----------|-----------|-----------|
|   | 1931-32  | 1932-33 | 1933-34 | 1934-35 | 1935-36 | 1931-32 | 1932-33 | 1933-34   | 1934-35   | 1935-36   |
| TOTAL VALUE . . . . .                               | —        | —       | —       | —       | —       | £       | £       | £         | £         | £         |
| GRAND TOTAL OF INDIAN AND FOREIGN MERCHANDISE Value | —        | —       | —       | —       | —       | —       | —       | 16,56,009 | 14,88,383 | 26,13,007 |

\* Separately shown from 1933-34; formerly included in the United Kingdom.

No. 13—continued  
**UNION OF SOCIALIST SOVIET REPUBLICS**  
**IMPORTS THEREFROM**

| ARTICLES  | QUANTITY   |            |            |            |            | VALUE       |             |             |             |             |
|---|------------|------------|------------|------------|------------|-------------|-------------|-------------|-------------|-------------|
|   | 1931-32    | 1932-33    | 1933-34    | 1934-35    | 1935-36    | 1931-32     | 1932-33     | 1933-34     | 1934-35     | 1935-36     |
| <b>CHEMICAL AND CHEMICAL PREPARATIONS—</b>  |            |            |            |            |            | R           | R           | R           | R           | R           |
| Soda Compounds . . . Cwts.  | 92,892     | 1,25,481   | 47,211     | 14,538     | 60         | 6,00,048    | 10,12,656   | 2,42,377    | 82,162      | 773         |
| <b>DYING AND TANNING SUBSTANCES—</b>  |            |            |            |            |            |             |             |             |             |             |
| Congo Red (a) . . . Lbs.  | —          | —          | 18,421     | 508,587    | 179,160    | —           | —           | 11,514      | 2,89,924    | 1,00,861    |
| GLUE . . . . . Cwts.  | 208        | 258        | 789        | 871        | ..         | 6,847       | 4,422       | 12,602      | 5,484       | ..          |
| <b>OILS—</b>  |            |            |            |            |            |             |             |             |             |             |
| Mineral—  |            |            |            |            |            |             |             |             |             |             |
| Kerosene (in bulk) . . . Gals.  | 41,460,969 | 40,893,497 | 38,234,358 | 43,362,835 | 46,854,798 | 1,84,70,416 | 1,68,61,929 | 1,50,18,305 | 1,47,04,737 | 1,44,38,008 |
| Fuel Oil . . . . . "  | ..         | 4,152,744  | 2,958,454  | 912,132    | 2,116,700  | ..          | 7,73,183    | 5,45,780    | 1,30,956    | 2,02,293    |
| <b>PETROLEUM dangerous flashing below 76° F. including petrol, benzene and benzol</b> . . . . . " | ..         | 812,997    | 1,800,862  | 881,783    | 1,554,695  | ..          | 2,32,118    | 3,25,215    | 2,20,440    | 10,01,070   |
| <b>SUGAR—</b>   |            |            |            |            |            |             |             |             |             |             |
| Sugar ES Dutch Standard and above . . . Tons  | 19,898     | 2,333      | ..         | ..         | ..         | 20,54,174   | 2,64,872    | ..          | ..          | ..          |
| Best sugar . . . . . "  | 68,431     | 8,839      | ..         | ..         | ..         | 66,30,847   | 8,88,851    | ..          | ..          | ..          |
| <b>TEA—CHIBSI, ENTIRE OR IN BROCKIONS—</b>  |            |            |            |            |            |             |             |             |             |             |
| Of wood . . . . . Value   | —          | —          | —          | —          | —          | 27,055      | 32,561      | 36,988      | 22,711      | 11,508      |
| <b>WOOD AND TIMBER—</b>   |            |            |            |            |            |             |             |             |             |             |
| Manufacture of wood other than furniture and Cabinet ware . . . . . "                             | —          | —          | —          | —          | —          | 10,251      | 16,226      | 33,926      | 80,890      | 68,125      |
| Other kinds of wood and timber . . . . . "  | —          | —          | —          | —          | —          | 22,088      | 34,489      | 1,28,252    | 32,028      | 76,847      |
| <b>ALL OTHER ARTICLES OF MERCHANDISE</b> . . . . . "  | —          | —          | —          | —          | —          | 21,112      | 38,709      | 33,473      | 93,144      | 28,052      |
| <b>GRAND TOTAL</b> . . . . . "  | —          | —          | —          | —          | —          | 2,79,32,858 | 1,96,59,813 | 1,68,83,332 | 1,56,72,482 | 1,61,03,437 |

**EXPORTS THERETO**

**INDIAN MERCHANDISE**

| ARTICLES   | QUANTITY   |           |           |           |         | VALUE     |           |          |          |           |
|--|------------|-----------|-----------|-----------|---------|-----------|-----------|----------|----------|-----------|
|  | 1931-32    | 1932-33   | 1933-34   | 1934-35   | 1935-36 | 1931-32   | 1932-33   | 1933-34  | 1934-35  | 1935-36   |
| <b>GRAIN, PULSE, AND FLOUR—</b>                          |            |           |           |           |         | R         | R         | R        | R        | R         |
| Rice, not in the husk—                                   |            |           |           |           |         |           |           |          |          |           |
| Cleaned Rice . . . . . Tons                              | 2,059      | 4,800     | 2,400     | ..        | ..      | 1,26,914  | 3,27,563  | 1,08,277 | ..       | ..        |
| SHRDS . . . . . "  | 384        | ..        | ..        | ..        | ..      | 4,21,025  | ..        | ..       | ..       | ..        |
| SPICES . . . . . Cwts.                                   | 178        | 555       | 216       | 6         | ..      | 9,401     | 21,862    | 10,768   | 1,509    | ..        |
| <b>TEA, BLACK</b> . . . . . Lbs.                         | 5,275,518  | 3,475,150 | 708,118   | 40,432    | 976,474 | 25,41,134 | 16,51,140 | 3,61,778 | 20,174   | 7,51,319  |
| <b>TEXTILES—</b>   |            |           |           |           |         |           |           |          |          |           |
| Cotton—  |            |           |           |           |         |           |           |          |          |           |
| Twist and Yarn . . . . . Lbs.                            | 46,800     | 26,000    | ..        | ..        | ..      | 23,525    | 12,875    | ..       | ..       | ..        |
| Hemp, raw . . . . . Cwts.                                | 277        | 391       | 632       | 1,073     | ..      | 3,060     | 5,400     | 9,050    | 14,025   | ..        |
| Jute, raw . . . . . Tons                                 | 3,011      | 112       | 399       | 3,504     | 15,109  | 5,50,423  | 18,879    | 53,592   | 4,88,082 | 27,61,291 |
| Manufactures—  |            |           |           |           |         |           |           |          |          |           |
| Gunny bags . . . . . No.                                 | 10,854,000 | 6,223,752 | 1,138,500 | 1,310,000 | 15,009  | 30,33,558 | 16,11,219 | 2,59,922 | 3,13,200 | 3,600     |
| Gunny cloth . . . . . yds.                               | ..         | 483,000   | ..        | ..        | ..      | ..        | 49,530    | ..       | ..       | ..        |
| <b>TOBACCO</b> . . . . . Lbs.                            | ..         | 237,120   | ..        | ..        | ..      | ..        | 61,500    | ..       | ..       | ..        |
| <b>ALL OTHER ARTICLES OF MERCHANDISE</b> . . . . . Value | —          | —         | —         | —         | —       | 11,635    | 3,628     | 2,975    | 5,248    | 5,960     |
| <b>GRAND TOTAL</b> . . . . . "                           | —          | —         | —         | —         | —       | 60,90,675 | 37,63,665 | 8,06,362 | 8,42,229 | 35,22,170 |

**FOREIGN MERCHANDISE**

| ARTICLES   | QUANTITY |         |         |         |         | VALUE     |           |          |          |           |
|--|----------|---------|---------|---------|---------|-----------|-----------|----------|----------|-----------|
|  | 1931-32  | 1932-33 | 1933-34 | 1934-35 | 1935-36 | 1931-32   | 1932-33   | 1933-34  | 1934-35  | 1935-36   |
| <b>TOTAL VALUE</b> . . . . .                                     | —        | —       | —       | —       | —       | 625       | 6,200     | 2,860    | 6,730    | ..        |
| <b>GRAND TOTAL OF INDIAN AND FOREIGN MERCHANDISE</b> . . . . . " | —        | —       | —       | —       | —       | 66,91,300 | 37,69,865 | 8,09,222 | 8,48,959 | 35,22,170 |

(a) Separately recorded from 1932-33.

No. 13—continued  
FINLAND  
IMPORTS THEREFROM

| ARTICLES   | QUANTITY |         |         |         |         | VALUE     |           |           |           |           |
|--|----------|---------|---------|---------|---------|-----------|-----------|-----------|-----------|-----------|
|  | 1931-32  | 1932-33 | 1933-34 | 1934-35 | 1935-36 | 1931-32   | 1932-33   | 1933-34   | 1934-35   | 1935-36   |
|  |          |         |         |         |         | R         | R         | R         | R         | R         |
| ROBBINS  | —        | —       | —       | —       | —       | 32,086    | 32,211    | 18,344    | 0,221     | 88,852    |
| CHEMICALS AND CHEMICAL PREPARATIONS—                                 |          |         |         |         |         |           |           |           |           |           |
| Potassium Compounds—   |          |         |         |         |         |           |           |           |           |           |
| Chlorate . . . Cwts.   | 5,388    | 8,978   | ..      | 3,000   | 2,710   | 1,24,718  | 2,45,130  | ..        | 02,467    | 56,556    |
| Other sorts . . . Value  | —        | —       | —       | —       | —       | 27,452    | ..        | ..        | ..        | ..        |
| Total Chemicals, etc. "  | —        | —       | —       | —       | —       | 1,52,170  | 2,45,130  | ..        | 02,467    | 56,556    |
| FURNITURE AND CABINETWARE . . . "                                    | —        | —       | —       | —       | —       | 5,098     | 10,063    | 20,877    | 20,256    | 26,508    |
| HARDWARE, excluding CUTLERY AND ELECTROPLATED WARE "                 | —        | —       | —       | —       | —       | ..        | ..        | 253       | 147       | 13,147    |
| METALS AND ORES—   |          |         |         |         |         |           |           |           |           |           |
| Ferro alloys . . . Tons  | ..       | ..      | ..      | ..      | 151     | ..        | ..        | ..        | ..        | 32,524    |
| Iron or Steel—   |          |         |         |         |         |           |           |           |           |           |
| Manufactures—  |          |         |         |         |         |           |           |           |           |           |
| Nails, rivets and washers, excluding wire nails "                    | 40       | 130     | 240     | 313     | 250     | 18,467    | 41,820    | 78,214    | 00,256    | 77,137    |
| PAPER AND PASTEBOARD—  |          |         |         |         |         |           |           |           |           |           |
| Paper—   |          |         |         |         |         |           |           |           |           |           |
| Packing and wrapping paper—  |          |         |         |         |         |           |           |           |           |           |
| Kraft including imitation kraft (a) . Cwts.                          | —        | —       | —       | —       | 1,650   | —         | —         | —         | —         | 19,270    |
| Brown wrappings, other sorts (a) . "                                 | —        | —       | —       | —       | 1,825   | —         | —         | —         | —         | 14,189    |
| Manilla machine glazed or unglazed and sulphite envelope (a) . "     | —        | —       | —       | —       | 2,843   | —         | —         | —         | —         | 26,200    |
| Other sorts (a) . "  | —        | —       | —       | —       | 4,290   | —         | —         | —         | —         | 44,132    |
| Total packing and wrapping paper (b) . "                             | 3,038    | 0,791   | 4,010   | 8,387   | 10,623  | 85,836    | 1,14,171  | 44,708    | 82,887    | 1,03,750  |
| Printing paper (c)—  |          |         |         |         |         |           |           |           |           |           |
| News printing (d) . "  | 19,659   | 40,704  | 64,866  | 103,007 | —       | 2,21,677  | 5,07,381  | 7,86,302  | 8,88,017  | —         |
| Other sorts (d) . "  | 11,543   | 19,403  | 15,870  | 12,922  | —       | 1,31,955  | 2,54,571  | 1,74,875  | 1,31,308  | —         |
| White printing paper other than machine glazed poster and litho (c)— |          |         |         |         |         |           |           |           |           |           |
| News printing (a) . "  | —        | —       | —       | —       | 110,889 | —         | —         | —         | —         | 9,73,495  |
| Others (a) . "   | —        | —       | —       | —       | 10,615  | —         | —         | —         | —         | 89,500    |
| Other sorts of printing paper (a); . "                               | —        | —       | —       | —       | 11,477  | —         | —         | —         | —         | 1,16,212  |
| Total printing paper, etc. . "                                       | 31,202   | 60,197  | 100,736 | 116,010 | 141,981 | 3,53,632  | 7,61,952  | 9,61,177  | 10,20,315 | 11,79,297 |
| Writing paper and envelopes—   |          |         |         |         |         |           |           |           |           |           |
| Cream (a) . "  | —        | —       | —       | —       | 2,013   | —         | —         | —         | —         | 27,002    |
| Other sorts (a) . "  | —        | —       | —       | —       | 3,120   | —         | —         | —         | —         | 42,502    |
| Writing paper in large sheets (d) . "                                | 4,231    | 4,311   | 3,343   | 4,864   | —       | 72,057    | 71,505    | 48,014    | 75,074    | —         |
| Other kinds of paper . "   | 513      | 560     | 1,094   | 429     | 894     | 10,253    | 8,149     | 11,659    | 5,464     | 11,073    |
| Paper manufactures . "   | 29       | 123     | 253     | 360     | ..      | 1,360     | 1,042     | 2,084     | 2,281     | ..        |
| Total Paper ] . "  | 39,013   | 80,982  | 110,045 | 130,050 | 158,031 | 4,73,146  | 0,56,810  | 10,08,542 | 11,86,571 | 13,03,633 |
| Pasteboard, Millboard and Cardboard of all kinds . "                 | 828      | 8,394   | 5,976   | 7,226   | 0,709   | 6,816     | 25,155    | 40,389    | 40,726    | 45,045    |
| Total Paper and Pasteboard "   | 39,841   | 84,376  | 116,021 | 137,285 | 158,840 | 4,70,962  | 0,81,974  | 11,08,881 | 12,36,297 | 14,00,578 |
| PAPER MAKING MATERIALS—  |          |         |         |         |         |           |           |           |           |           |
| Pulp of wood   | 88,538   | 10,309  | 8,061   | 28,367  | 4,545   | 3,20,828  | 84,490    | 50,152    | 1,83,347  | 30,385    |
| TRACHEIDS, ENTIRE OR IN SECTIONS—                                    |          |         |         |         |         |           |           |           |           |           |
| Of wood . . . Value  | —        | —       | —       | —       | —       | 1,91,605  | 2,08,000  | 2,44,768  | 2,12,710  | 2,15,188  |
| Manufactures of wood other than furniture and cabinetware . "        | —        | —       | —       | —       | —       | 8,211     | 84,509    | 84,582    | 1,16,408  | 1,22,053  |
| Other kinds of wood and timber . . . "                               | —        | —       | —       | —       | —       | 1,70,015  | 27,926    | 1,021     | 1,970     | 84,470    |
| ALL OTHER ARTICLES OF MERCHANDISE . "                                | —        | —       | —       | —       | —       | 6,245     | 16,882    | 7,396     | 4,924     | 19,810    |
| GRAND TOTAL . "  | —        | —       | —       | —       | —       | 18,93,777 | 17,74,022 | 15,76,987 | 19,47,502 | 21,75,712 |

(a) Separately recorded from 1935-36.  
(b) Figures prior to 1935-36 relate to Packing paper only;  
(c) Revised classification introduced from 1935-36.  
(d) Discontinued from 1935-36.

No. 13—continued  
FINLAND—continued  
EXPORTS THEREOF

## INDIAN MERCHANDISE

| ARTICLES                                 | QUANTITY   |         |         |         |         | VALUE    |          |          |           |          |
|--|------------|---------|---------|---------|---------|----------|----------|----------|-----------|----------|
|  | 1931-32    | 1932-33 | 1933-34 | 1934-35 | 1935-36 | 1931-32  | 1932-33  | 1933-34  | 1934-35   | 1935-36  |
| <b>COIR—</b>                             |            |         |         |         |         | R        | R        | R        | R         | R        |
| Manufactured . . . . . Tons              | 4          | 36      | 71      | 228     | 100     | 1,000    | 8,385    | 16,880   | 41,456    | 35,967   |
| <b>GRAIN, PULSES AND FLOUR—</b>          |            |         |         |         |         |          |          |          |           |          |
| Rice, not in the husk—                   |            |         |         |         |         |          |          |          |           |          |
| Cleaned rice . . . . .                   | 4,250      | 1,000   | 2,000   | 21,207  | 3,760   | 2,97,546 | 49,778   | 1,01,547 | 12,26,452 | 2,57,101 |
| Other sorts . . . . .                    | 2,600      | ..      | ..      | ..      | ..      | 1,64,705 | ..       | ..       | ..        | ..       |
| <b>HIDES AND SKINS, RAW—</b>             |            |         |         |         |         |          |          |          |           |          |
| Hides, raw—                              |            |         |         |         |         |          |          |          |           |          |
| Buffalo hides . . . . .                  | Tons 3     | ..      | 1       | 1       | 5       | 2,320    | ..       | 720      | 274       | 2,749    |
|  | No. 700    | ..      | 160     | 80      | 1,275   |          |          |          |           |          |
| Cow hides . . . . .                      | Tons 392   | 365     | 652     | 1,216   | 1,073   | 2,46,536 | 1,72,906 | 3,48,339 | 6,44,950  | 5,01,008 |
|  | No. 82,710 | 172,906 | 130,555 | 239,105 | 204,825 |          |          |          |           |          |
| Calf skins . . . . .                     | Tons ..    | ..      | 2       | 16      | 1       | ..       | ..       | 679      | 5,099     | 540      |
|  | No. ..     | ..      | 1,000   | 9,100   | 400     |          |          |          |           |          |
| Skins, raw . . . . .                     | Tons ..    | ..      | ..      | ..      | 11      | ..       | ..       | ..       | 550       | 7,072    |
|  | No. ..     | ..      | ..      | ..      | 15,500  |          |          |          |           |          |
| <b>Total Hides and Skins, raw</b>        | Tons 395   | 365     | 655     | 1,233   | 1,090   | 2,50,853 | 1,72,906 | 3,49,738 | 6,51,782  | 6,02,050 |
|  | No. 82,410 | 172,906 | 131,715 | 248,375 | 221,500 |          |          |          |           |          |
| <b>SPICES</b>                            | Cwts. ..   | ..      | 144     | 191     | 301     | ..       | ..       | 19,814   | 26,058    | 45,420   |
| <b>ALL OTHER ARTICLES OF MERCHANTISE</b> | Value ..   | ..      | ..      | ..      | ..      | 7,500    | 5,490    | 9,569    | 18,830    | 35,679   |
| <b>GRAND TOTAL</b>                       | ..         | ..      | ..      | ..      | ..      | 7,21,600 | 2,36,559 | 4,97,048 | 19,04,677 | 9,76,226 |

## FOREIGN MERCHANDISE

| ARTICLES   | QUANTITY |         |         |         |         | VALUE    |          |          |           |          |
|--|----------|---------|---------|---------|---------|----------|----------|----------|-----------|----------|
|  | 1931-32  | 1932-33 | 1933-34 | 1934-35 | 1935-36 | 1931-32  | 1932-33  | 1933-34  | 1934-35   | 1935-36  |
| <b>TOTAL VALUE</b>   | ..       | ..      | ..      | ..      | ..      | R 100    | ..       | ..       | 1,250     | ..       |
| <b>GRAND TOTAL OF INDIAN AND FOREIGN MERCHANDISE Value</b> | ..       | ..      | ..      | ..      | ..      | 7,21,706 | 2,36,559 | 4,97,048 | 19,05,827 | 9,76,226 |

## ESTONIA

## IMPORTS THEREFROM

| ARTICLES  | QUANTITY |         |         |         |         | VALUE   |         |         |         |         |
|---|----------|---------|---------|---------|---------|---------|---------|---------|---------|---------|
|   | 1931-32  | 1932-33 | 1933-34 | 1934-35 | 1935-36 | 1931-32 | 1932-33 | 1933-34 | 1934-35 | 1935-36 |
| <b>FURNITURE AND CABINET WARE—</b>                          |          |         |         |         |         | R       | R       | R       | R       | R       |
| Furniture of wood (other than bedsteads) . . . . . Value    | ..       | ..      | ..      | ..      | ..      | 25,031  | 24,242  | 5,882   | 14,664  | 20,637  |
| <b>HARDWARE (excluding CUTLERY AND ELECTRO-PLATED WARE)</b> |          |         |         |         |         |         |         |         |         |         |
| .. . . . .  | ..       | ..      | ..      | ..      | ..      | 55,938  | 16,310  | ..      | 3,029   | 5,121   |
| <b>METALS AND ORBS—</b>                                     |          |         |         |         |         |         |         |         |         |         |
| Iron or Steel—  |          |         |         |         |         |         |         |         |         |         |
| Manufactures—   |          |         |         |         |         |         |         |         |         |         |
| Nails, rivets, washers (excluding wire nails) Tons          | 17       | 7       | ..      | ..      | ..      | 15,575  | 6,665   | ..      | ..      | ..      |
| Wire nails . . . . .  | 28       | 10      | ..      | ..      | ..      | 4,518   | 1,968   | ..      | ..      | ..      |
| <b>Total Iron or Steel</b>                                  | 45       | 17      | ..      | ..      | ..      | 20,093  | 8,633   | ..      | ..      | ..      |
| <b>PAPER AND PAPERBOARD—</b>                                |          |         |         |         |         |         |         |         |         |         |
| Paper—  |          |         |         |         |         |         |         |         |         |         |
| Printing paper*—  |          |         |         |         |         |         |         |         |         |         |
| News printing (a) . . . . . Cwts.                           | 1,505    | 1,925   | 4,429   | 1,655   | ..      | 16,038  | 17,704  | 45,409  | 15,145  | ..      |
| Other sorts (a) . . . . .                                   | 611      | 160     | 745     | 767     | ..      | 6,418   | 1,119   | 7,37    | 9,131   | ..      |
| <b>Total of Printing paper*</b>                             | 2,116    | 2,085   | 5,174   | 2,422   | 1,272   | 22,451  | 19,718  | 52,146  | 24,270  | 11,488  |
| Writing paper in large sheets (a) . . . . .                 | 4        | 22      | 1,253   | 1,626   | ..      | 283     | 205     | 25,436  | 21,937  | ..      |
| Other kinds of paper . . . . .                              | 163      | 356     | 335     | 434     | 821     | 2,037   | 4,633   | 4,339   | 6,320   | 11,723  |
| Paper Manufactures . . . . .                                | 51       | ..      | 523     | ..      | ..      | 1,369   | ..      | 0,594   | ..      | ..      |
| <b>Total Paper and paste-board</b>                          | 2,384    | 2,463   | 7,285   | 4,482   | 2,093   | 26,740  | 24,551  | 92,515  | 52,542  | 23,211  |

\* Revised classification introduced from 1935-36.  
(a) Discontinued from 1935-36.



IMPORTS THEREFROM—continued

| ARTICLES  | QUANTITY |         |         |         |         | VALUE    |          |           |           |           |
|---|----------|---------|---------|---------|---------|----------|----------|-----------|-----------|-----------|
|   | 1931-32  | 1932-33 | 1933-34 | 1934-35 | 1935-36 | 1931-32  | 1932-33  | 1933-34   | 1934-35   | 1935-36   |
|   |          |         |         |         |         | R        | R        | R         | R         | R         |
| TEA CHESTS, ENTIRE, OR IN SECTIONS . . . Value                      | —        | —       | —       | —       | —       | 6,80,002 | 4,51,278 | 7,07,115  | 7,20,517  | 10,10,147 |
| WOOD AND TIMBER—  |          |         |         |         |         |          |          |           |           |           |
| Manufactures of wood, other than furniture and cabinet ware . . . " | —        | —       | —       | —       | —       | 44,705   | 30,800   | 88,340    | 1,27,227  | 1,33,970  |
| Other kinds of wood and timber . . . "                              | —        | —       | —       | —       | —       | 70,111   | 37,944   | 99,618    | 1,24,927  | 1,77,709  |
| ALL OTHER ARTICLES OF MERCHANDISE . . . "                           | —        | —       | —       | —       | —       | 5,470    | 1,345    | 6,901     | 3,030     | 5,853     |
| GRAND TOTAL . . . "   | —        | —       | —       | —       | —       | 8,40,075 | 6,01,159 | 10,60,461 | 10,51,947 | 13,35,657 |

EXPORTS THERETO

INDIAN MERCHANDISE

| ARTICLES                                      | QUANTITY |         |         |         |         | VALUE   |         |         |         |          |
|---|----------|---------|---------|---------|---------|---------|---------|---------|---------|----------|
|   | 1931-32  | 1932-33 | 1933-34 | 1934-35 | 1935-36 | 1931-32 | 1932-33 | 1933-34 | 1934-35 | 1935-36  |
|   |          |         |         |         |         | R       | R       | R       | R       | R        |
| HEMP, RAW . . . Cwts.                         | 148      | ..      | 243     | 3,632   | 6,013   | 2,000   | ..      | 2,860   | 52,372  | 73,214   |
| HIDES, RAW . . . Tons                         | ..       | ..      | ..      | 8       | 54      | ..      | ..      | ..      | 4,506   | 27,275   |
| ALL OTHER ARTICLES OF MERCHANDISE . . . Value | ..       | ..      | ..      | —1,500  | —11,050 | ..      | ..      | ..      | 5,000   | 290      |
| GRAND TOTAL . . . "                           | —        | —       | —       | —       | —       | 2,000   | ..      | 2,860   | 61,878  | 1,00,770 |

FOREIGN MERCHANDISE

| ARTICLES  | QUANTITY |         |         |         |         | VALUE   |         |         |         |          |
|---|----------|---------|---------|---------|---------|---------|---------|---------|---------|----------|
|   | 1931-32  | 1932-33 | 1933-34 | 1934-35 | 1935-36 | 1931-32 | 1932-33 | 1933-34 | 1934-35 | 1935-36  |
| TOTAL VALUE . . .   | —        | —       | —       | —       | —       | ..      | ..      | ..      | ..      | 150      |
| GRAND TOTAL OF INDIAN AND FOREIGN MERCHANDISE . . . Value | —        | —       | —       | —       | —       | 2,000   | ..      | 2,860   | 61,878  | 1,00,920 |

LATVIA

IMPORTS THEREFROM

| ARTICLES  | QUANTITY |         |         |         |         | VALUE    |          |          |         |          |
|---|----------|---------|---------|---------|---------|----------|----------|----------|---------|----------|
|   | 1931-32  | 1932-33 | 1933-34 | 1934-35 | 1935-36 | 1931-32  | 1932-33  | 1933-34  | 1934-35 | 1935-36  |
|   |          |         |         |         |         | R        | R        | R        | R       | R        |
| PAPER AND PASTEBORD—                            |          |         |         |         |         |          |          |          |         |          |
| Paper—  |          |         |         |         |         |          |          |          |         |          |
| soaking and Wrapping Paper—                     |          |         |         |         |         |          |          |          |         |          |
| Kraft including imitation kraft (a) . . . Cwts. | —        | —       | —       | —       | 1,482   | —        | —        | —        | —       | 15,004   |
| Other sorts (a) . . . "                         | —        | —       | —       | —       | 528     | —        | —        | —        | —       | 5,837    |
| TOTAL PACKING, ETC.(b) . . . "                  | 236      | 1,111   | 516     | 920     | 2,010   | 3,302    | 14,054   | 5,248    | 10,304  | 21,581   |
| Printing paper—                                 |          |         |         |         |         |          |          |          |         |          |
| Machine glazed poster paper (a) . . . "         | —        | —       | —       | —       | 923     | —        | —        | —        | —       | 11,034   |
| Other sorts of printing paper (a) . . . "       | —        | —       | —       | —       | 1,218   | —        | —        | —        | —       | 17,424   |
| Total Printing paper . . . "                    | 441      | 825     | 391     | 2,455   | 2,141   | 6,315    | 7,286    | 8,514    | 23,071  | 29,358   |
| Writing paper and envelopes—                    |          |         |         |         |         |          |          |          |         |          |
| Cream (a) . . . "                               | —        | —       | —       | —       | 794     | —        | —        | —        | —       | 12,372   |
| Other sorts (a) . . . "                         | —        | —       | —       | —       | 3,722   | —        | —        | —        | —       | 66,072   |
| TOTAL WRITING, ETC. . . "                       | 105      | 829     | 468     | 428     | 4,516   | 2,032    | 14,092   | 8,933    | 8,647   | 79,344   |
| Other sorts of Paper . . . "                    | 163      | 215     | 93      | 279     | 354     | 2,030    | 3,704    | 1,094    | 4,304   | 5,303    |
| Total Paper . . . "                             | 945      | 2,790   | 1,468   | 4,032   | 9,021   | 14,879   | 39,136   | 18,730   | 40,386  | 1,35,676 |
| TEA CHESTS—                                     |          |         |         |         |         |          |          |          |         |          |
| Of wood . . . Value                             | —        | —       | —       | —       | —       | ..       | 13,775   | ..       | 2,471   | ..       |
| WOOD AND TIMBER . . . "                         | —        | —       | —       | —       | —       | 1,80,776 | 43,267   | 75,008   | 32,207  | 27,804   |
| ALL OTHER ARTICLES OF MERCHANDISE . . . Value   | —        | —       | —       | —       | —       | 3,740    | 6,230    | 6,780    | 1,324   | 411      |
| TOTAL VALUE . . . "                             | —        | —       | —       | —       | —       | 2,07,404 | 1,01,408 | 1,00,572 | 82,258  | 1,63,391 |

(a) Separately recorded from 1935-36.

(b) Figures prior to 1935-36 relate to packing paper only.

No. 13—continued  
LATVIA—continued.  
EXPORTS THERETO

## INDIAN MERCHANDISE

| ARTICLES   | QUANTITY |         |         |         |         | VALUE   |         |         |         |         |
|--|----------|---------|---------|---------|---------|---------|---------|---------|---------|---------|
|  | 1931-32  | 1932-33 | 1933-34 | 1934-35 | 1935-36 | 1931-32 | 1932-33 | 1933-34 | 1934-35 | 1935-36 |
| TEXTILES—  |          |         |         |         |         | R       | R       | R       | R       | R       |
| Cotton—  |          |         |         |         |         |         |         |         |         |         |
| Raw . . . . Tons                                 | ..       | ..      | ..      | 29      | ..      | ..      | ..      | ..      | 13,097  | ..      |
| ALL OTHER ARTICLES OF<br>MERCHANDISE . . . Value | —        | —       | —       | —       | —       | ..      | ..      | 1,000   | 3,300   | ..      |
| GRAND TOTAL . . .                                | —        | —       | —       | —       | —       | ..      | ..      | 1,000   | 16,397  | ..      |

## FOREIGN MERCHANDISE

Nil.

## LITHUANIA

## IMPORTS THEREFROM

| ARTICLES                                   | QUANTITY |         |         |         |         | VALUE    |         |         |         |         |
|--|----------|---------|---------|---------|---------|----------|---------|---------|---------|---------|
|  | 1931-32  | 1932-33 | 1933-34 | 1934-35 | 1935-36 | 1931-32  | 1932-33 | 1933-34 | 1934-35 | 1935-36 |
| PAPER MAKING MATERIALS—                    |          |         |         |         |         | R        | R       | R       | R       | R       |
| Pulp of wood . . . Cwts.                   | ..       | ..      | 8,889   | ..      | ..      | ..       | ..      | 23,800  | ..      | ..      |
| WOOD AND TIMBER . . . Value                | —        | —       | —       | —       | —       | 2,28,443 | 50,388  | 54,780  | 47,558  | 36,643  |
| ALL OTHER ARTICLES OF<br>MERCHANDISE . . . | —        | —       | —       | —       | —       | ..       | ..      | 5,868   | 84      | ..      |
| GRAND TOTAL . . .                          | —        | —       | —       | —       | —       | 2,28,443 | 50,388  | 88,411  | 47,592  | 36,643  |

## EXPORTS THERETO

## INDIAN MERCHANDISE

| ARTICLES   | QUANTITY |         |         |         |         | VALUE   |         |         |         |         |
|--|----------|---------|---------|---------|---------|---------|---------|---------|---------|---------|
|  | 1931-32  | 1932-33 | 1933-34 | 1934-35 | 1935-36 | 1931-32 | 1932-33 | 1933-34 | 1934-35 | 1935-36 |
| TEXTILES—  |          |         |         |         |         | R       | R       | R       | R       | R       |
| Cotton—  |          |         |         |         |         |         |         |         |         |         |
| Raw . . . . Tons                                 | ..       | ..      | ..      | 169     | 192     | ..      | ..      | ..      | 76,146  | 85,112  |
| ALL OTHER ARTICLES OF<br>MERCHANDISE . . . Value | —        | —       | —       | —       | —       | ..      | ..      | ..      | 2,250   | 2,188   |
| GRAND TOTAL . . .                                | —        | —       | —       | —       | —       | ..      | ..      | ..      | 78,399  | 87,300  |

## FOREIGN MERCHANDISE

Nil.

SWEDEN

IMPORTS THEREFROM

| ARTICLES   | QUANTITY |         |         |         |         | VALUE     |           |           |           |           |
|--|----------|---------|---------|---------|---------|-----------|-----------|-----------|-----------|-----------|
|  | 1931-32  | 1932-33 | 1933-34 | 1934-35 | 1935-36 | R         | R         | R         | R         | R         |
| Bobbins . . . Value  | —        | —       | —       | —       | —       | 2,902     | 1,658     | 8,305     | 10,301    | 14,311    |
| Building and Engineering Materials . . . "   | —        | —       | —       | —       | —       | 3,808     | 1,942     | 906       | 32,750    | 80,600    |
| <b>CHEMICALS AND CHEMICAL PREPARATIONS (excluding CHEMICAL MANURES AND MEDICINES)—</b> |          |         |         |         |         |           |           |           |           |           |
| Aluminous Sulphate . Cwts.   | 9,497    | 3,215   | 241     | 1,787   | 5,043   | 30,051    | 10,155    | 797       | 4,348     | 15,455    |
| Carbide of calcium . . "   | 990      | 1,038   | 689     | 1,181   | 400     | 14,384    | 10,914    | 9,828     | 17,716    | 5,762     |
| Potassium compounds—Chlorate . . . "   | 12,455   | 8,143   | 24,243  | 10,130  | 12,126  | 3,38,890  | 2,15,928  | 6,26,657  | 2,37,171  | 2,62,650  |
| Other sorts of chemicals . . Value   | —        | —       | —       | —       | —       | 85,016    | 40,273    | 57,509    | 29,056    | 43,150    |
| Total Chemicals and Chemical preparations, etc. . . "                                  | —        | —       | —       | —       | —       | 4,18,841  | 2,83,270  | 6,94,791  | 2,88,291  | 3,27,026  |
| <b>GLASS AND GLASSWARE—</b>  |          |         |         |         |         |           |           |           |           |           |
| Bottles and phials . Gross   | 4,061    | 7,301   | 14,579  | 14,925  | 15,944  | 59,503    | 81,923    | 1,79,681  | 1,81,713  | 1,78,882  |
| Other glassware . Value  | —        | —       | —       | —       | —       | 3,769     | 8,442     | 18,471    | 14,492    | 16,842    |
| Total Glass and Glassware . . . "  | —        | —       | —       | —       | —       | 63,272    | 90,370    | 1,98,152  | 1,96,205  | 1,95,724  |
| GLUE . . . Cwts.   | 230      | 1,233   | 1,009   | 1,893   | 1,210   | 11,943    | 20,875    | 54,512    | 33,170    | 23,233    |
| <b>HARDWARE (excluding CUTLERY AND ELECTRO-PLATEDWARE)—</b>                            |          |         |         |         |         |           |           |           |           |           |
| Buckets of tinned or galvanized iron . Value   | —        | —       | —       | —       | —       | ..        | ..        | ..        | 20,538    | 1,217     |
| Builder's hardware such as locks, hinges, door bolts, etc. . . "                       | —        | —       | —       | —       | —       | 4,97,833  | 5,59,884  | 4,14,285  | 4,45,312  | 5,85,158  |
| Domestic hardware other than enamelled ironware . . . "                                | —        | —       | —       | —       | —       | 70,508    | 65,718    | 79,813    | 45,946    | 50,928    |
| Enamelled ironware . . . "   | —        | —       | —       | —       | —       | 9,839     | 20,664    | 38,792    | 62,128    | 70,355    |
| Gas mantles . . . "  | —        | —       | —       | —       | —       | 14,394    | 33,053    | 13,715    | 14,989    | 13,481    |
| Implements and tools, other than agricultural implements and machine tools . . . "     | —        | —       | —       | —       | —       | 93,373    | 1,10,901  | 1,06,161  | 1,94,374  | 2,10,787  |
| Lamps, metal . . No.   | 9,232    | 8,678   | 15,051  | 26,304  | 25,364  | 48,080    | 76,997    | 1,22,154  | 1,92,768  | 1,70,918  |
| .. parts of . Value  | —        | —       | —       | —       | —       | 12,308    | 8,450     | 16,602    | 17,458    | 24,400    |
| Stoves . . No.   | 67,837   | 80,469  | 102,984 | 105,224 | 98,394  | 2,57,397  | 2,33,944  | 3,18,090  | 3,32,053  | 3,24,075  |
| Other sorts . . Value  | —        | —       | —       | —       | —       | 2,16,168  | 3,34,134  | 4,08,660  | 4,19,113  | 4,20,316  |
| Total Hardware, excluding Cutlery, etc. . . "  | —        | —       | —       | —       | —       | 12,20,350 | 14,93,795 | 15,83,224 | 17,45,277 | 18,72,235 |
| <b>INSTRUMENTS, APPARATUS, AND APPLIANCES AND PARTS THEREOF—</b>                       |          |         |         |         |         |           |           |           |           |           |
| Electrical, etc.—Insulation other than rubber . . Value                                | —        | —       | —       | —       | —       | 11,010    | 4,584     | 19,695    | 13,579    | 27,609    |
| Telegraph and Telephone wires and cables . . . "                                       | —        | —       | —       | —       | —       | 3,918     | ..        | 989       | 10,546    | 6,219     |
| Others . . . . . "   | —        | —       | —       | —       | —       | 8,135     | 2,562     | 4,588     | 2,903     | 3,679     |
| Total Electric wires and cables . . . "  | —        | —       | —       | —       | —       | 23,118    | 7,146     | 25,272    | 27,028    | 42,507    |
| Telegraph and telephone instruments and apparatus . . . "                              | —        | —       | —       | —       | —       | 11,220    | 14,550    | 30,843    | 43,179    | 1,45,455  |
| Electrical goods and apparatus not enumerated . . . "                                  | —        | —       | —       | —       | —       | 7,762     | 34,370    | 7,222     | 13,950    | 10,589    |
| Total Electrical instruments . . . . . "   | —        | —       | —       | —       | —       | 42,085    | 56,500    | 68,837    | 84,157    | 1,98,581  |

No. 13—continued  
 SWEDEN—continued  
 IMPORTS THEREFROM—continued

| ARTICLES   | QUANTITY |         |         |         |         | VALUE    |          |          |          |           |
|--|----------|---------|---------|---------|---------|----------|----------|----------|----------|-----------|
|  | 1931-32  | 1932-33 | 1933-34 | 1934-35 | 1935-36 | 1931-32  | 1932-33  | 1933-34  | 1934-35  | 1935-36   |
|  |          |         |         |         |         | R        | R        | R        | R        | R         |
| Scientific Instruments . Value   | —        | —       | —       | —       | —       | 1,889    | 1,116    | 6,676    | 10,708   | 5,985     |
| Wireless Apparatus . "   | —        | —       | —       | —       | —       | 726      | 5,058    | 1,09,917 | 9,709    | 36        |
| Other kinds . . . "  | —        | —       | —       | —       | —       | 12,169   | 15,854   | 25,937   | 19,203   | 29,031    |
| Total Instruments, Apparatus, and Appliances, etc. "   | —        | —       | —       | —       | —       | 55,869   | 78,594   | 2,05,867 | 1,23,771 | 2,34,183  |
| JEWELLERY (excluding Imitation Jewellery and Precious Stones and Pearls Unset), also Plate of Gold and Silver— |          |         |         |         |         |          |          |          |          |           |
| Plate of gold and silver "   | —        | —       | —       | —       | —       | 75       | 400      | 1,115    | 11,023   | ..        |
| MACHINERY AND MILLWORK—  |          |         |         |         |         |          |          |          |          |           |
| Prime-movers (other than electrical)—  |          |         |         |         |         |          |          |          |          |           |
| Locomotives (including those for railways)—  |          |         |         |         |         |          |          |          |          |           |
| Parts of Steam Engines Railway locomotive engines and tenders and parts thereof "                              | —        | —       | —       | —       | —       | 1,864    | ..       | ..       | 86,611   | 16,699    |
| Other than Locomotives—  |          |         |         |         |         |          |          |          |          |           |
| Oil Engines . . . No.  | 24       | 8       | 7       | 17      | 9       | 14,415   | 9,058    | 9,356    | 23,054   | 48,202    |
| Parts of Oil Engines Value   | —        | —       | —       | —       | —       | 21,885   | 15,660   | 10,310   | 9,232    | 22,649    |
| Steam Engines . . . No.  | 1        | 1       | ..      | ..      | ..      | 10,708   | 5,140    | ..       | ..       | ..        |
| Parts of Steam Engine Value  | —        | —       | —       | —       | —       | 2,408    | 3,648    | 250      | 89,672   | 204       |
| Electrical machinery of all kinds, etc.—   |          |         |         |         |         |          |          |          |          |           |
| Control and Switch-gear "  | —        | —       | —       | —       | —       | 67,431   | 85,769   | 32,508   | 33,856   | 54,350    |
| Generators, alternators and dynamos "  | —        | —       | —       | —       | —       | 1,65,394 | 44,844   | 95,780   | 47,642   | 2,17,688  |
| Motors . . . "   | —        | —       | —       | —       | —       | 59,811   | 1,03,151 | 1,03,007 | 1,06,697 | 1,01,599  |
| Transformers . . . "   | —        | —       | —       | —       | —       | 17,880   | 25,005   | 59,042   | 77,014   | 1,58,874  |
| Turbo-generating sets "  | —        | —       | —       | —       | —       | ..       | 15,808   | 3,137    | 92,317   | 26,847    |
| Others Machinery not being prime-movers or electrical machinery—   |          |         |         |         |         |          |          |          |          |           |
| Agricultural tractors and parts "  | —        | —       | —       | —       | —       | ..       | 24,096   | ..       | 112      | ..        |
| Bollers . . . "  | —        | —       | —       | —       | —       | 60,578   | 36,437   | 22,340   | 14,849   | 38,954    |
| Paper Mill machinery "   | —        | —       | —       | —       | —       | 13,625   | 8,321    | 7,945    | 3,991    | 35,021    |
| Sewing and knitting machines . . . No.   | 3        | 18      | 6       | 204     | 678     | 811      | 6,608    | 6,414    | 13,974   | 40,364    |
| Tea Machinery . . . Value  | —        | —       | —       | —       | —       | ..       | 8,038    | 43,111   | 43,400   | 6,159     |
| Textile machinery—   |          |         |         |         |         |          |          |          |          |           |
| Cotton Spinning Machinery, "   | —        | —       | —       | —       | —       | 7,879    | ..       | 14,131   | 1,145    | 4,306     |
| Jute machinery "   | —        | —       | —       | —       | —       | 11,112   | 7,438    | 2,708    | 4,108    | 16,038    |
| Other sorts of machinery "   | —        | —       | —       | —       | —       | 2,44,636 | 1,79,155 | 2,76,268 | 2,25,629 | 4,06,065  |
| Total Machinery and Millwork "   | —        | —       | —       | —       | —       | 3,21,667 | 6,54,514 | 9,27,594 | 9,00,633 | 15,01,436 |
| MATCHES—   |          |         |         |         |         |          |          |          |          |           |
| Safety . . . Gross of boxes  | 92,325   | 32,650  | 46,819  | 9,000   | 5,195   | 82,807   | 31,312   | 40,876   | 10,531   | 9,816     |
| Other sorts . . . "  | 1,750    | 10,200  | 15,000  | 10,000  | 18,450  | 11,562   | 7,969    | 12,197   | 10,628   | 61,598    |
| Total Matches . . . "  | 101,145  | 42,850  | 61,819  | 19,000  | 68,645  | 94,369   | 39,131   | 53,073   | 21,159   | 70,913    |
| METALS AND ORES—   |          |         |         |         |         |          |          |          |          |           |
| Brass, Bronze and similar alloys and manufactures thereof . . . Wtts.  | 129      | 325     | 218     | 405     | 344     | 14,502   | 20,294   | 10,360   | 18,119   | 15,721    |
| Ferro alloys . . . Tons  | ..       | 2       | 9       | 6       | 59      | ..       | 748      | 2,850    | 2,760    | 26,870    |
| Iron—  |          |         |         |         |         |          |          |          |          |           |
| Bars and channels . . . "  | 465      | 567     | 694     | 471     | 606     | 1,14,106 | 1,43,106 | 1,68,779 | 1,08,809 | 1,28,762  |
| Other sorts . . . "  | ..       | ..      | ..      | ..      | ..      | ..       | ..       | 87       | ..       | ..        |
| Total Iron . . . "   | 465      | 567     | 694     | 471     | 606     | 1,14,106 | 1,43,106 | 1,68,865 | 1,08,809 | 1,28,762  |

No. 13--continued  
 SWEDEN--continued  
 IMPORTS THEREFROM--continued

| ARTICLES  | QUANTITY      |                |                |                |                | VALUE            |                  |                  |                  |                  |
|---|---------------|----------------|----------------|----------------|----------------|------------------|------------------|------------------|------------------|------------------|
|   | 1931-32       | 1932-33        | 1933-34        | 1934-35        | 1935-36        | 1931-32          | 1932-33          | 1933-34          | 1934-35          | 1935-36          |
|   |               |                |                |                |                | R                | R                | R                | R                | R                |
| <b>METALS AND ORES--contd.</b>  |               |                |                |                |                |                  |                  |                  |                  |                  |
| <b>Steel--</b>  |               |                |                |                |                |                  |                  |                  |                  |                  |
| Bars (other than cast steel) . . . . . Tons                             | 682           | 731            | 478            | 777            | 591            | 1,87,563         | 2,12,279         | 1,30,520         | 1,98,404         | 1,58,783         |
| <b>Cast--</b>   |               |                |                |                |                |                  |                  |                  |                  |                  |
| Cast steel bars . . . . .   | ..            | 21             | 46             | ..             | 15             | ..               | 5,434            | 12,093           | ..               | 4,301            |
| Other cast steel . . . . .  | 13            | 48             | 30             | 9              | 9              | 5,078            | 12,372           | 10,033           | 2,477            | 3,204            |
| Others . . . . .  | 11            | ..             | ..             | 8              | ..             | 7,872            | 657              | 2,655            | 1,502            | ..               |
| <b>Total Steel . . . . .</b>  | <b>686</b>    | <b>846</b>     | <b>563</b>     | <b>789</b>     | <b>615</b>     | <b>2,02,518</b>  | <b>2,32,742</b>  | <b>1,55,951</b>  | <b>2,02,443</b>  | <b>1,66,378</b>  |
| <b>Iron or Steel--</b>  |               |                |                |                |                |                  |                  |                  |                  |                  |
| Bolts and nuts . . . . .  | ..            | 5              | 179            | 200            | 261            | 714              | 4,919            | 59,134           | 70,692           | 85,160           |
| Hoops and strips . . . . .  | ..            | 2              | 5              | 6              | 24             | ..               | 3,818            | 12,352           | 13,815           | 14,915           |
| Nails, rivets and washers (excluding wire nails) . . . . .              | 1,937         | 1,283          | 1,401          | 1,423          | 1,580          | 8,48,972         | 6,31,520         | 6,63,375         | 6,35,441         | 7,78,401         |
| <b>Screws--</b>   |               |                |                |                |                |                  |                  |                  |                  |                  |
| Wood screws . . . . .   | 333           | 143            | 343            | 633            | 396            | 2,18,512         | 95,847           | 1,64,591         | 2,42,864         | 4,02,525         |
| Metal thread screws . . . . .   | 17            | 2              | 68             | 16             | 1              | 11,317           | 1,272            | 23,374           | 7,398            | 859              |
| <b>Total Screws . . . . .</b>   | <b>350</b>    | <b>145</b>     | <b>411</b>     | <b>649</b>     | <b>407</b>     | <b>2,24,729</b>  | <b>97,119</b>    | <b>1,88,465</b>  | <b>2,50,262</b>  | <b>4,03,414</b>  |
| Tubes, pipes and fittings wrought . . . . .                             | 6             | 10             | 4              | 28             | 41             | 2,708            | 2,082            | 1,376            | 5,197            | 10,074           |
| Wire nails . . . . .  | 12            | 248            | 333            | 240            | 114            | 3,281            | 44,519           | 63,249           | 44,433           | 26,714           |
| Wire, other than fencing wire . . . . .                                 | 13            | 0              | 12             | 112            | 13             | 5,150            | 3,013            | 4,774            | 16,844           | 6,185            |
| Other manufactures . . . . .  | 5             | 3              | 4              | 5              | 4              | 1,437            | 1,851            | 5,165            | 2,321            | 1,335            |
| <b>Total Iron or Steel . . . . .</b>                                    | <b>2,923</b>  | <b>1,705</b>   | <b>2,349</b>   | <b>2,669</b>   | <b>2,934</b>   | <b>10,88,969</b> | <b>7,89,441</b>  | <b>9,97,890</b>  | <b>10,39,005</b> | <b>13,26,204</b> |
| Others . . . . .  | ..            | 12             | 17             | 27             | 11             | ..               | 13,508           | 8,681            | 12,964           | 6,852            |
| <b>Total Metals (excluding ores) . . . . .</b>                          | <b>3,490</b>  | <b>3,147</b>   | <b>3,638</b>   | <b>3,883</b>   | <b>4,242</b>   | <b>14,16,000</b> | <b>11,97,839</b> | <b>13,44,457</b> | <b>13,79,100</b> | <b>16,70,787</b> |
| <b>PAINTS AND PAINTERS' MATERIALS--</b>                                 |               |                |                |                |                |                  |                  |                  |                  |                  |
| Paints and colours . . . . . Cwts.                                      | 974           | 1,359          | 2,373          | 1,001          | 689            | 10,167           | 14,375           | 23,378           | 11,044           | 7,693            |
| Painters' materials (other than paints and colours)--                   |               |                |                |                |                |                  |                  |                  |                  |                  |
| <b>Turpentine--</b>   |               |                |                |                |                |                  |                  |                  |                  |                  |
| Genuine turpentine . . . . .  | 425           | 170            | 359            | 752            | 393            | 9,150            | 3,639            | 7,395            | 15,099           | 8,485            |
| <b>PAPER AND PAPERBOARD--</b>   |               |                |                |                |                |                  |                  |                  |                  |                  |
| <b>Paper--</b>  |               |                |                |                |                |                  |                  |                  |                  |                  |
| <b>Packing and wrapping paper--</b>                                     |               |                |                |                |                |                  |                  |                  |                  |                  |
| Kraft (including imitation kraft) (a) . . . . .                         | ..            | ..             | ..             | ..             | 154,733        | ..               | ..               | ..               | ..               | 17,48,047        |
| Manilla machine glazed or unglazed and sulphite envelopes (a) . . . . . | ..            | ..             | ..             | ..             | 18,080         | ..               | ..               | ..               | ..               | 2,02,071         |
| Fancy (including embossed paper) (a) . . . . .                          | ..            | ..             | ..             | ..             | 438            | ..               | ..               | ..               | ..               | 10,432           |
| Other sorts (a) . . . . .   | ..            | ..             | ..             | ..             | 42,192         | ..               | ..               | ..               | ..               | 5,21,791         |
| <b>Total Packing, and wrapping paper (b) . . . . .</b>                  | <b>90,640</b> | <b>173,327</b> | <b>181,946</b> | <b>174,369</b> | <b>215,443</b> | <b>18,44,737</b> | <b>23,43,108</b> | <b>15,91,938</b> | <b>19,90,095</b> | <b>24,82,941</b> |
| <b>Printing paper--</b>   |               |                |                |                |                |                  |                  |                  |                  |                  |
| News printing (c) . . . . .   | 42,479        | 51,637         | 52,075         | 62,328         | ..             | 4,53,078         | 5,01,007         | 4,12,245         | 4,43,757         | ..               |
| Other sorts (c) . . . . .   | 13,025        | 10,317         | 20,372         | 17,891         | ..             | 2,15,774         | 1,78,639         | 3,07,370         | 2,57,922         | ..               |
| Machine glazed poster paper (a) . . . . .                               | ..            | ..             | ..             | ..             | 4,965          | ..               | ..               | ..               | ..               | 64,588           |
| Litho paper (a) . . . . .   | ..            | ..             | ..             | ..             | 878            | ..               | ..               | ..               | ..               | 11,712           |
| White printing paper (other than machine glazed poster and litho)--     |               |                |                |                |                |                  |                  |                  |                  |                  |
| News printing (a) . . . . .   | ..            | ..             | ..             | ..             | 41,905         | ..               | ..               | ..               | ..               | 2,90,020         |
| Others (a) . . . . .  | ..            | ..             | ..             | ..             | 3,401          | ..               | ..               | ..               | ..               | 49,301           |
| Other sorts (a) . . . . .   | ..            | ..             | ..             | ..             | 3,067          | ..               | ..               | ..               | ..               | 1,03,228         |
| <b>Total Printing paper . . . . .</b>                                   | <b>55,505</b> | <b>62,474</b>  | <b>73,547</b>  | <b>80,719</b>  | <b>59,810</b>  | <b>6,68,852</b>  | <b>6,79,696</b>  | <b>7,20,121</b>  | <b>7,01,979</b>  | <b>5,27,840</b>  |

(a) Separately recorded from 1935-36.  
 (b) Figures prior to 1935-36 relate to packing paper only.  
 (c) Discontinued from 1935-36.

No. 13—continued  
SWEDEN—continued  
IMPORTS THEREFROM—concluded

| ARTICLES  | QUANTITY       |                |                |                |                | VALUE            |                  |                    |                  |                    |
|---|----------------|----------------|----------------|----------------|----------------|------------------|------------------|--------------------|------------------|--------------------|
|   | 1931-32        | 1932-33        | 1933-34        | 1934-35        | 1935-36        | 1931-32          | 1932-33          | 1933-34            | 1934-35          | 1935-36            |
|   |                |                |                |                |                | R                | R                | R                  | R                | R                  |
| <b>PAPER AND PASTEBOARD—contd.</b>                          |                |                |                |                |                |                  |                  |                    |                  |                    |
| <b>Paper—contd.</b>   |                |                |                |                |                |                  |                  |                    |                  |                    |
| Writing paper and envelopes                                 |                |                |                |                |                |                  |                  |                    |                  |                    |
| Writing paper in large sheets (a)                           | 8,021          | 9,457          | 14,092         | 10,120         | —              | 1,71,406         | 1,75,608         | 2,33,309           | 1,50,741         | —                  |
| Envelopes imported separately (a)                           | 1,375          | 932            | 706            | 1,639          | —              | 36,479           | 35,227           | 18,047             | 27,570           | —                  |
| Cream (b)   | —              | —              | —              | —              | 1,031          | —                | —                | —                  | —                | 15,001             |
| Other sorts   | 26             | 70             | 14             | 13             | 13,200         | 939              | 1,713            | 489                | 412              | 2,08,851           |
| Total Writing, etc.   | 10,022         | 10,516         | 14,812         | 11,678         | 14,231         | 2,08,324         | 2,12,511         | 2,53,245           | 1,84,729         | 2,24,752           |
| Other kinds of paper  | 20,078         | 23,298         | 22,606         | 15,700         | 15,896         | 3,90,543         | 4,26,546         | 3,89,252           | 2,46,809         | 2,16,807           |
| Paper manufactures  | 1,516          | 3,752          | 3,945          | 7,003          | 3,518          | 83,127           | 1,10,096         | 98,237             | 1,23,050         | 68,743             |
| Total Paper   | 177,761        | 273,369        | 247,116        | 290,119        | 308,904        | 26,96,033        | 37,70,952        | 30,52,808          | 32,40,002        | 35,10,092          |
| Pasteboard, Millboard and Cardboard of all kinds            | 9,814          | 28,841         | 27,858         | 27,909         | 53,738         | 1,39,372         | 3,70,482         | 3,01,388           | 3,14,299         | 5,67,414           |
| Manufactures of pasteboard                                  | —              | 1,170          | 44             | 4,173          | 3,557          | —                | 14,282           | 982                | 49,411           | 35,346             |
| Total Pasteboard  | 9,814          | 30,011         | 27,900         | 32,082         | 57,295         | 1,39,372         | 3,84,764         | 3,02,370           | 3,63,710         | 6,02,760           |
| <b>Total Paper and Pasteboard</b>                           | <b>187,575</b> | <b>303,380</b> | <b>275,016</b> | <b>322,201</b> | <b>366,199</b> | <b>28,35,405</b> | <b>41,55,716</b> | <b>33,55,178</b>   | <b>36,03,712</b> | <b>41,21,852</b>   |
| <b>PAPER-MAKING MATERIALS—</b>                              |                |                |                |                |                |                  |                  |                    |                  |                    |
| Pulp of wood  | 120,529        | 106,902        | 163,580        | 138,508        | 87,089         | 10,20,454        | 7,70,446         | 10,67,633          | 9,37,281         | 5,79,108           |
| <b>PIXON AND TAR—</b>                                       |                |                |                |                |                |                  |                  |                    |                  |                    |
| Stockholm tar and pitch                                     | 917            | 943            | 1,469          | 1,803          | 1,781          | 3,761            | 9,738            | 16,526             | 16,975           | 15,977             |
| <b>PROVISIONS AND OILMAN'S STORES—Value</b>                 |                |                |                |                |                |                  |                  |                    |                  |                    |
| STATIONERY (excluding PAPER)                                | —              | —              | —              | —              | —              | 4,757            | 2,019            | 6,837              | 9,495            | 11,492             |
| TEA-SSETS, ENTIRE OR IN SECTIONS                            | —              | —              | —              | —              | —              | 2,66,480         | 1,64,947         | 1,48,968           | 46,081           | 1,40,044           |
| <b>VEHICLES, EXCLUDING LOCOMOTIVES, ETC., FOR RAILWAYS—</b> |                |                |                |                |                |                  |                  |                    |                  |                    |
| <b>Mechanically propelled vehicles—</b>                     |                |                |                |                |                |                  |                  |                    |                  |                    |
| Carriages and parts for Railways                            | —              | —              | —              | —              | —              | 17,426           | 8,048            | 9,057              | 42,199           | 27,874             |
| Other sorts of vehicles etc.                                | —              | —              | —              | —              | —              | 27,330           | 13,956           | 9,219              | 9,721            | 13,235             |
| Total vehicles (excluding locomotives, etc., for Railways)  | —              | —              | —              | —              | —              | 44,756           | 22,004           | 18,276             | 51,920           | 41,109             |
| <b>WOOD AND TIMBER—</b>                                     |                |                |                |                |                |                  |                  |                    |                  |                    |
| Deal and pine wood Cubic Tons                               | 1,268          | 1,142          | 1,309          | 1,681          | 1,364          | 1,36,607         | 1,06,198         | 1,13,049           | 1,52,544         | 1,10,877           |
| Manufactures of wood, other than furniture and cabinetware  | —              | —              | —              | —              | —              | 59,356           | 83,702           | 92,575             | 76,778           | 1,42,092           |
| Other kinds of wood and timber                              | —              | —              | —              | —              | —              | 1,55,891         | 2,01,058         | 38,638             | 9,058            | 24,381             |
| POSTAL ARTICLES NOT SPECIFIED                               | —              | —              | —              | —              | —              | 978              | 307              | 58                 | 1,558            | 1,348              |
| ALL OTHER ARTICLES ON MERCHANDISE                           | —              | —              | —              | —              | —              | 58,482           | 71,802           | 1,32,663           | 95,544           | 95,309             |
| <b>GRAND TOTAL</b>  | <b>—</b>       | <b>—</b>       | <b>—</b>       | <b>—</b>       | <b>—</b>       | <b>87,36,346</b> | <b>95,59,521</b> | <b>1,02,06,757</b> | <b>98,98,570</b> | <b>1,14,22,472</b> |

(a) Discontinued from 1935-36.

(b) Separately recorded from 1935-36.

No. 13—continued  
 SWEDEN—concluded  
 EXPORTS THERETO

INDIAN MERCHANDISE

| ARTICLES  | QUANTITY |          |          |          |          | VALUE     |           |           |           |           |
|---|----------|----------|----------|----------|----------|-----------|-----------|-----------|-----------|-----------|
|   | 1931-32  | 1932-33  | 1933-34  | 1934-35  | 1935-36  | 1931-32   | 1932-33   | 1933-34   | 1934-35   | 1935-36   |
| COFFEE . . . . . Cwts.                            | 250      | 447      | 169      | 75       | 222      | 13,250    | 25,975    | 9,405     | 8,750     | 8,713     |
| COFE, manufactured (excluding rope) . . . . . "   | 1,020    | 220      | 2,820    | 4,720    | 4,005    | 12,635    | 23,331    | 30,354    | 64,149    | 35,515    |
| DYING AND TANNING SUBSTANCES—                     |          |          |          |          |          |           |           |           |           |           |
| Myrobalans . . . . . "                            | 2,900    | 700      | 2,200    | 1,100    | 798      | 21,100    | 4,400     | 3,395     | 4,500     | 2,900     |
| Myrobalan extracts . . . . . "                    | 108      | 2,100    | 1,730    | 1,319    | 1,584    | 1,077     | 21,009    | 17,202    | 18,190    | 15,840    |
| FIBRE FOR BRUSHES AND BROOMS . . . . . Tons       | ..       | 23       | 18       | 35       | 41       | ..        | 3,235     | 5,431     | 12,639    | 12,352    |
| GRAIN, PULSES, AND FLOUR—                         |          |          |          |          |          |           |           |           |           |           |
| Rice, not in the husk—                            |          |          |          |          |          |           |           |           |           |           |
| Cleaned rice . . . . . "                          | 2,000    | 4,554    | 11,973   | 10,038   | 6,502    | 1,56,305  | 3,94,517  | 6,64,124  | 6,28,407  | 4,93,572  |
| Broken cleaned rice . . . . . "                   | ..       | ..       | ..       | ..       | 200      | ..        | ..        | ..        | ..        | 14,033    |
| HIDES AND SKINS, RAW—                             |          |          |          |          |          |           |           |           |           |           |
| Hides, raw . . . . . { Tons                       | 548      | 440      | 484      | 618      | 402      | 3,64,278  | 2,38,560  | 2,72,254  | 3,21,311  | 2,56,000  |
| . . . . . { —No.                                  | —87,525  | —32,226  | —103,330 | —110,756 | —37,544  |           |           |           |           |           |
| Skins, raw . . . . . { Tons                       | 34       | 66       | ..       | ..       | 82       | 85,708    | 53,123    | 150       | 50        | 70,704    |
| . . . . . { —No.                                  | —55,600  | —103,492 | —150     | —1       | —117,156 |           |           |           |           |           |
| LAC—  |          |          |          |          |          |           |           |           |           |           |
| Button . . . . . Cwts.                            | 60       | 106      | 139      | 103      | 98       | 3,298     | 5,842     | 3,800     | 7,132     | 3,720     |
| Shell . . . . . "                                 | 2,822    | 2,803    | 2,462    | 3,035    | 4,996    | 1,30,620  | 92,066    | 77,003    | 1,95,733  | 1,81,717  |
| LEATHER—  |          |          |          |          |          |           |           |           |           |           |
| Skins tanned or dressed . . . . . { Tons          | ..       | ..       | ..       | 4        | 1        | ..        | 150       | ..        | 13,200    | 8,000     |
| . . . . . { —No.                                  | ..       | =1       | ..       | —13,000  | —7,750   |           |           |           |           |           |
| METALS AND ORES—                                  |          |          |          |          |          |           |           |           |           |           |
| Chromite . . . . . Tons                           | ..       | ..       | ..       | ..       | 5,100    | ..        | ..        | ..        | ..        | 1,53,000  |
| Pig . . . . . "                                   | 1,333    | 3,736    | 653      | 6,015    | 3,038    | 48,550    | 1,25,613  | 15,662    | 1,44,320  | 72,020    |
| Manganese ore . . . . . "                         | ..       | ..       | ..       | 3,650    | ..       | ..        | ..        | ..        | 75,475    | ..        |
| Wolfram ore . . . . . Cwts.                       | ..       | ..       | 25       | ..       | 110      | ..        | ..        | 25,300    | ..        | 1,51,170  |
| Mica . . . . . Gals.                              | 40       | 20       | 45       | 45       | 198      | 1,125     | 3,300     | 5,420     | 2,500     | 11,000    |
| OIL, VEGETABLE—NON-ESSENTIAL                      | 5,424    | 2,496    | 18,164   | 27,544   | 25,779   | 9,578     | 4,276     | 17,725    | 38,604    | 40,909    |
| OIL CAKES . . . . . Tons                          | 1,894    | 2,413    | 2,661    | 2,333    | 550      | 94,538    | 1,23,666  | 1,37,034  | 1,16,123  | 23,927    |
| SEEDS—  |          |          |          |          |          |           |           |           |           |           |
| Essential . . . . . "                             | ..       | 7        | 31       | 17       | 39       | ..        | 2,300     | 11,390    | 5,950     | 13,785    |
| Non-essential—                                    |          |          |          |          |          |           |           |           |           |           |
| Groundnuts . . . . . "                            | 4,712    | ..       | 818      | ..       | ..       | 3,96,875  | ..        | 1,21,020  | ..        | ..        |
| SPICES . . . . . Cwts.                            | 2,139    | 2,450    | 3,549    | 2,994    | 3,989    | 3,52,489  | 4,17,330  | 6,44,721  | 5,14,263  | 6,11,977  |
| TEA, Black . . . . . Lbs.                         | 21,029   | 20,226   | 15,849   | 8,091    | 7,780    | 10,520    | 11,287    | 7,833     | 5,432     | 4,161     |
| TEXTILES—   |          |          |          |          |          |           |           |           |           |           |
| Cotton, raw . . . . . Tons                        | 245      | 62       | 153      | 321      | 414      | 1,12,715  | 33,340    | 71,925    | 1,31,560  | 1,90,403  |
| " waste . . . . . Cwts.                           | 3,919    | 2,930    | 12,575   | 16,410   | 18,165   | 62,085    | 39,622    | 1,72,064  | 2,59,723  | 2,65,382  |
| Hemp, raw . . . . . "                             | 5,790    | 5,852    | 6,613    | 11,543   | 14,194   | 68,590    | 75,730    | 57,849    | 1,03,232  | 1,49,923  |
| Jute—   |          |          |          |          |          |           |           |           |           |           |
| Raw . . . . . Tons                                | 691      | 3,130    | 5,435    | 6,436    | 6,450    | 1,23,391  | 5,47,734  | 3,23,734  | 9,85,366  | 11,02,143 |
| Manufactures—                                     |          |          |          |          |          |           |           |           |           |           |
| Gunny bags . . . . . No.                          | 65,000   | 75,000   | 80,000   | 90,000   | 33,000   | 13,450    | 15,950    | 6,100     | 19,997    | 7,192     |
| Woolen Manufacture . . . . . Value                | ..       | ..       | ..       | ..       | ..       | 3,972     | 2,341     | 19,601    | 5,032     | 2,620     |
| TOYS AND REQUISITES, ETC. . . . . "               | ..       | ..       | ..       | ..       | ..       | 2,405     | 18,931    | 66,994    | 32,705    | 26,169    |
| WOOD AND TIMBER—                                  |          |          |          |          |          |           |           |           |           |           |
| Teak wood . . . . . Cubic Tons                    | 30       | 35       | 67       | 177      | 577      | 3,000     | 3,563     | 17,519    | 43,563    | 1,16,309  |
| ALL OTHER ARTICLES OF MERCHANDISE . . . . . Value | ..       | ..       | ..       | ..       | ..       | 3,033     | 14,537    | 46,120    | 26,656    | 31,274    |
| GRAND TOTAL . . . . . "                           | ..       | ..       | ..       | ..       | ..       | 20,30,440 | 23,16,894 | 33,57,349 | 37,89,207 | 40,45,419 |

FOREIGN MERCHANDISE

| ARTICLES  | QUANTITY |         |         |         |         | VALUE     |           |           |           |           |
|---|----------|---------|---------|---------|---------|-----------|-----------|-----------|-----------|-----------|
|   | 1931-32  | 1932-33 | 1933-34 | 1934-35 | 1935-36 | 1931-32   | 1932-33   | 1933-34   | 1934-35   | 1935-36   |
| INSTRUMENT AND APPARATUS, ETC. . . . . Value              | ..       | ..      | ..      | ..      | ..      | 450       | 11,635    | 12,800    | 4,400     | 19,350    |
| MACHINERY AND MILLWORK . . . . . "                        | ..       | ..      | ..      | ..      | ..      | 10,713    | 3,710     | 6,922     | 17,132    | 1,273     |
| RUBBER MANUFACTURES . . . . . "                           | ..       | ..      | ..      | ..      | ..      | 24,470    | 18,441    | ..        | ..        | 1,275     |
| WOOLLEN MANUFACTURES . . . . . "                          | ..       | ..      | ..      | ..      | ..      | ..        | 57,200    | ..        | ..        | 1,100     |
| ALL OTHER ARTICLES OF MERCHANDISE . . . . . "             | ..       | ..      | ..      | ..      | ..      | 13,313    | 19,644    | 19,635    | 6,234     | 7,236     |
| GRAND TOTAL . . . . . "                                   | ..       | ..      | ..      | ..      | ..      | 35,451    | 1,10,639  | 39,407    | 27,316    | 30,239    |
| GRAND TOTAL OF INDIAN AND FOREIGN MERCHANDISE . . . . . " | ..       | ..      | ..      | ..      | ..      | 21,25,391 | 24,27,524 | 33,96,756 | 38,17,023 | 40,75,658 |

## No. 13—continued

## NORWAY

## IMPORTS THEREFROM

| ARTICLES   | QUANTITY |         |         |         |         | VALUE     |           |           |           |           |
|--|----------|---------|---------|---------|---------|-----------|-----------|-----------|-----------|-----------|
|  | 1931-32  | 1932-33 | 1933-34 | 1934-35 | 1935-36 | 1931-32   | 1932-33   | 1933-34   | 1934-35   | 1935-36   |
|  |          |         |         |         |         | R         | R         | R         | R         | R         |
| <b>BUILDING AND ENGINEERING MATERIALS, other than OF IRON, STEEL OR WOOD—</b>          |          |         |         |         |         |           |           |           |           |           |
| Cement . . . Tons  | 243      | 372     | 64      | 5       | ..      | 13,030    | 14,940    | 2,500     | 196       | ..        |
| <b>CHEMICALS AND CHEMICAL PREPARATIONS (excluding CHEMICAL MANURES AND MEDICINES)—</b> |          |         |         |         |         |           |           |           |           |           |
| Nitric Acid . . . Cwts.  | 3,273    | 1,972   | 3,475   | 3,388   | ..      | 63,964    | 37,694    | 57,350    | 46,987    | ..        |
| Carbide of Calcium . . "   | 8,095    | 2,449   | 2,544   | 1,748   | 3,555   | 1,44,551  | 35,427    | 34,780    | 22,039    | 46,700    |
| Other sorts of Chemicals Value   | —        | —       | —       | —       | —       | 1,050     | 6,775     | 740       | 11,356    | 2,330     |
| Total Chemicals and Chemical preparations, etc. . . "                                  | —        | —       | —       | —       | —       | 2,10,165  | 79,896    | 92,876    | 80,426    | 40,030    |
| <b>DRUGS AND MEDICINES—</b>  |          |         |         |         |         |           |           |           |           |           |
| Cod liver oil . . . lbs.   | 27,731   | 43,440  | 61,708  | 61,732  | 77,163  | 10,703    | 18,594    | 24,890    | 23,474    | 27,130    |
| Other sorts . . . Value  | —        | —       | —       | —       | —       | 1,03,138  | 87,345    | 80,518    | 83,032    | 67,540    |
| Total Drugs and Medicines . . "  | —        | —       | —       | —       | —       | 1,13,841  | 1,05,939  | 1,05,208  | 1,12,406  | 94,670    |
| <b>FURNITURE AND CABINETWARE—</b>  |          |         |         |         |         |           |           |           |           |           |
| Mouldings . . . "  | —        | —       | —       | —       | —       | 26,750    | 35,250    | 50,968    | 32,301    | 40,423    |
| <b>HARDWARE, excluding CUTLERY AND ELECTROPLATED WARE . . . "</b>                      |          |         |         |         |         |           |           |           |           |           |
| —  | —        | —       | —       | —       | —       | 68,818    | 73,128    | 87,311    | 70,299    | 71,436    |
| <b>MACHINERY AND MILLWORK . . . "</b>  |          |         |         |         |         |           |           |           |           |           |
| —  | —        | —       | —       | —       | —       | 3,147     | 6,032     | 4,535     | 20,468    | 20,055    |
| <b>MANURES . . . Tons</b>  | 313      | 239     | 533     | 397     | 905     | 40,366    | 34,403    | 64,574    | 40,793    | 93,349    |
| <b>METALS AND ORES—</b>  |          |         |         |         |         |           |           |           |           |           |
| Ferro-alloys . . . "   | 280      | 8       | 35      | 353     | 374     | 67,080    | 1,033     | 6,345     | 30,784    | 65,905    |
| Iron or steel—<br>Nails, rivets, and washers (excluding wire nails) . . "              | 1,033    | 1,529   | 1,386   | 1,450   | 1,707   | 3,36,590  | 4,43,313  | 3,64,065  | 3,54,485  | 4,25,177  |
| Others . . . Cwts.   | 5        | 21      | 7       | 1       | 18      | 1,973     | 6,195     | 1,657     | 1,270     | 4,767     |
| Total Metals and Ores . . Tons   | 1,368    | 1,558   | 1,428   | 1,804   | 2,189   | 4,05,623  | 4,51,094  | 3,72,567  | 4,42,539  | 5,25,349  |
| <b>OILS—</b>   |          |         |         |         |         |           |           |           |           |           |
| Animal—  |          |         |         |         |         |           |           |           |           |           |
| Fish oil . . . Gals.   | 58,491   | 103,422 | 70,443  | 14,301  | 3,717   | 55,543    | 75,797    | 53,391    | 11,413    | 4,032     |
| <b>PAPER AND PASTEBOARD—</b>   |          |         |         |         |         |           |           |           |           |           |
| Paper—   |          |         |         |         |         |           |           |           |           |           |
| Packing and Wrapping paper—  |          |         |         |         |         |           |           |           |           |           |
| Kraft, including imitation kraft (a) . . Cwts.   | —        | —       | —       | —       | 6,331   | —         | —         | —         | —         | 77,261    |
| Brown wrappings, other sorts (a) . . "   | —        | —       | —       | —       | 2,220   | —         | —         | —         | —         | 19,363    |
| Manilla machine glazed or unglazed, including sulphite envelope (a) . . "              | —        | —       | —       | —       | 1,526   | —         | —         | —         | —         | 13,020    |
| Other sorts (a) . . . "  | —        | —       | —       | —       | 20,347  | —         | —         | —         | —         | 3,16,357  |
| TOTAL PACKING AND WRAPPING PAPER (b) . . "   | 8,247    | 26,340  | 27,370  | 24,515  | 30,924  | 1,13,706  | 3,41,134  | 3,22,565  | 2,68,563  | 4,31,501  |
| Printing paper—  |          |         |         |         |         |           |           |           |           |           |
| News printing(c) . . . "   | 117,367  | 203,343 | 216,556 | 193,914 | —       | 13,53,971 | 20,71,223 | 19,64,001 | 14,73,293 | —         |
| Other sorts (c) . . . "  | 13,262   | 26,176  | 32,275  | 13,536  | —       | 1,53,968  | 3,37,703  | 3,53,437  | 1,51,365  | —         |
| White printing paper other than machine glazed poster and litho—                       |          |         |         |         |         |           |           |           |           |           |
| News printing (a) . . . "  | —        | —       | —       | —       | 233,607 | —         | —         | —         | —         | 17,23,327 |
| Others (a) . . . "   | —        | —       | —       | —       | 3,265   | —         | —         | —         | —         | 31,632    |
| Other sorts of printing paper . . "  | —        | —       | —       | —       | 23,363  | —         | —         | —         | —         | 2,97,174  |
| Total Printing, etc. . . "   | 130,629  | 230,019 | 248,831 | 207,500 | 270,740 | 15,12,939 | 24,08,937 | 23,17,438 | 16,29,663 | 21,02,133 |
| <b>Writing paper and envelopes—</b>  |          |         |         |         |         |           |           |           |           |           |
| Writing paper in large sheets (c) . . . "  | 27,316   | 33,559  | 49,077  | 45,992  | —       | 6,07,369  | 7,63,355  | 8,49,212  | 8,47,354  | —         |
| Cream (a) . . . "  | —        | —       | —       | —       | 9,506   | —         | —         | —         | —         | 1,50,036  |
| Other sorts (a) . . . "  | 214      | 142     | 291     | 121     | 46,043  | 3,593     | 3,137     | 5,027     | 1,673     | 3,03,176  |
| Total Writing, etc. . . "  | 27,530   | 33,701  | 49,368  | 46,113  | 55,549  | 6,10,967  | 7,71,992  | 8,54,239  | 8,49,027  | 1,50,202  |

(a) Separately recorded from 1935-36.

(b) Figures prior to 1935-36 relate to packing paper only.

(c) Discontinued from 1935-36.



No. 13—continued  
 NORWAY—continued  
 IMPORTS THEREFROM—continued

| ARTICLES   | QUANTITY       |                |                |                |                | VALUE            |                  |                  |                  |                  |
|--|----------------|----------------|----------------|----------------|----------------|------------------|------------------|------------------|------------------|------------------|
|  | 1931-32        | 1932-33        | 1933-34        | 1934-35        | 1935-36        | 1931-32          | 1932-33          | 1933-34          | 1934-35          | 1935-36          |
|  |                |                |                |                |                | R                | R                | R                | R                | R                |
| <b>PAPER AND PASTEBOARD—contd.</b>   |                |                |                |                |                |                  |                  |                  |                  |                  |
| <i>Paper—contd.</i>  |                |                |                |                |                |                  |                  |                  |                  |                  |
| Other kinds of paper . Cwts.   | 11,642         | 16,874         | 14,224         | 12,840         | 8,712          | 2,04,548         | 4,03,427         | 74,092           | 2,25,808         | 1,90,321         |
| Paper manufactures . "   | 45             | 697            | 1,204          | 1,287          | 1,291          | 761              | 8,542            | 11,58            | 12,829           | 13,670           |
| <b>Total Paper . . .</b>   | <b>178,093</b> | <b>312,631</b> | <b>340,997</b> | <b>292,255</b> | <b>367,216</b> | <b>25,07,916</b> | <b>39,34,032</b> | <b>37,79,906</b> | <b>20,86,488</b> | <b>36,80,787</b> |
| Pasteboard, Millboard and Cardboard of all kinds . "   | 3,986          | 11,263         | 20,319         | 14,446         | 12,536         | 66,631           | 1,39,835         | 2,14,311         | 1,65,202         | 1,42,716         |
| <b>Total Paper and Pasteboard . . .</b>  | <b>182,079</b> | <b>323,894</b> | <b>361,316</b> | <b>306,701</b> | <b>379,752</b> | <b>25,74,547</b> | <b>40,73,867</b> | <b>39,94,217</b> | <b>31,51,760</b> | <b>37,73,103</b> |
| <b>PAPER-MAKING MATERIALS—</b>   |                |                |                |                |                |                  |                  |                  |                  |                  |
| Fulp of wood . . .   | 100,796        | 107,179        | 153,098        | 117,477        | 129,408        | 8,75,711         | 7,12,871         | 10,19,082        | 7,67,494         | 8,98,373         |
| <b>PROVISIONS AND OILMAN'S STORES (including FISH AND FRUITS AND VEGETABLES, CANNED OR BOTTLED)—</b> |                |                |                |                |                |                  |                  |                  |                  |                  |
| <b>Canned and bottled provisions—</b>  |                |                |                |                |                |                  |                  |                  |                  |                  |
| Tinned or Canned fish . Cwts.  | 421            | 1,044          | 1,288          | 1,067          | 1,290          | 25,077           | 52,115           | 87,011           | 54,478           | 67,444           |
| Others . . . . .   | 116            | 188            | 124            | 49             | 33             | 5,082            | 11,777           | 6,317            | 2,724            | 1,892            |
| Milk, condensed and preserved, including milk cream . . . . .  | 5,404          | 19,686         | 444            | 155            | 236            | 2,93,540         | 7,45,381         | 15,984           | 5,315            | 12,889           |
| Other sorts of Provisions . Value  | —              | —              | —              | —              | —              | 19,287           | 16,836           | 16,512           | 7,101            | 4,206            |
| <b>Total Provisions and Oilman's stores . . .</b>  | <b>—</b>       | <b>—</b>       | <b>—</b>       | <b>—</b>       | <b>—</b>       | <b>3,48,966</b>  | <b>8,26,109</b>  | <b>1,05,824</b>  | <b>60,613</b>    | <b>80,431</b>    |
| TEA CHESTS, ENTIRE OR IN SECTIONS . . .  | —              | —              | —              | —              | —              | ..               | ..               | 22,830           | ..               | 16,509           |
| TOYS AND REQUISITES FOR GAMES AND SPORTS, including FISHING TACKLE . . .                             | —              | —              | —              | —              | —              | 96,731           | 78,168           | 87,580           | 80,480           | 82,689           |
| WOOD AND TIMBER . . .  | —              | —              | —              | —              | —              | 6,613            | 1,974            | 6,824            | 65,237           | 1,10,374         |
| POSTAL ARTICLES NOT SPECIFIED . . . . .  | —              | —              | —              | —              | —              | 1                | ..               | ..               | 231              | 166              |
| ALL OTHER ARTICLES OF MERCHANDISE . . . . .  | —              | —              | —              | —              | —              | 6,068            | 27,892           | 21,802           | 30,394           | 24,767           |
| <b>GRAND TOTAL . . .</b>   | <b>—</b>       | <b>—</b>       | <b>—</b>       | <b>—</b>       | <b>—</b>       | <b>48,47,419</b> | <b>66,27,369</b> | <b>60,92,639</b> | <b>49,86,550</b> | <b>58,41,171</b> |

EXPORTS THERETO

INDIAN MERCHANDISE

| ARTICLES   | QUANTITY |         |         |         |         | VALUE    |           |          |          |          |
|--|----------|---------|---------|---------|---------|----------|-----------|----------|----------|----------|
|  | 1931-32  | 1932-33 | 1933-34 | 1934-35 | 1935-36 | 1931-32  | 1932-33   | 1933-34  | 1934-35  | 1935-36  |
|  |          |         |         |         |         | R        | R         | R        | R        | R        |
| COFFEE . . . . . Cwts.                             | 15,909   | 16,819  | 15,173  | 15,393  | 16,721  | 9,46,462 | 10,06,231 | 8,01,200 | 6,99,361 | 7,45,062 |
| COIR, MANUFACTURED (including ROPE) . . .          | 2,280    | 3,640   | 3,400   | 2,800   | 7,940   | 27,660   | 35,462    | 32,596   | 28,800   | 79,778   |
| DYEING AND TANNING SUBSTANCES . . .                | 880      | 300     | 900     | 1,100   | 900     | 9,397    | 3,475     | 4,995    | 7,170    | 8,712    |
| FIBRE FOR BRUSHES AND BROOMS . . . . . Tons        | 26       | 12      | 15      | 49      | 33      | 10,810   | 3,585     | 5,300    | 12,964   | 10,155   |
| FODDER, BRAN AND POLLARDS . . . . .                | 2,567    | 2,699   | 682     | 452     | 2,003   | 82,182   | 57,401    | 9,319    | 12,610   | 56,982   |
| GRAIN, PULSE AND FLOUR—Rice, not in the husk . . . | ..       | 700     | 450     | 750     | 1,250   | ..       | 37,250    | 21,320   | 34,844   | 77,632   |
| <b>HIDES AND SKINS, RAW—</b>                       |          |         |         |         |         |          |           |          |          |          |
| Hides, raw . . . . . Tons                          | 593      | 399     | 464     | 656     | 543     | 3,21,141 | 2,01,480  | 2,51,291 | 3,46,946 | 2,90,180 |
| —No. . . . .                                       | 75,493   | 59,680  | 63,796  | 87,877  | 77,570  |          |           |          |          |          |
| LAC—Shells . . . . . Cwts.                         | 626      | 591     | 653     | 687     | 950     | 46,070   | 21,645    | 20,403   | 41,411   | 34,039   |

No. 13—continued  
NORWAY—concluded  
EXPORTS THEREOF—continued

NORWAY  
DENMARK

| ARTICLES   | QUANTITY  |           |           |           |           | VALUE     |           |           |           |           |
|--|-----------|-----------|-----------|-----------|-----------|-----------|-----------|-----------|-----------|-----------|
|  | 1931-32   | 1932-33   | 1933-34   | 1934-35   | 1935-36   | 1931-32   | 1932-33   | 1933-34   | 1934-35   | 1935-36   |
|  |           |           |           |           |           | R         | R         | R         | R         | R         |
| <b>METAL AND ORES—</b>                                   |           |           |           |           |           |           |           |           |           |           |
| Iron—  |           |           |           |           |           |           |           |           |           |           |
| Pig . . . . . Tons                                       | 90        | 163       | 140       | 186       | 246       | 3,153     | 4,688     | 3,360     | 4,348     | 5,502     |
| Chromite (chrome iron ore) "                             | ..        | 3,049     | 7,501     | 8,700     | 4,353     | ..        | 91,290    | 2,24,699  | 2,61,000  | 1,30,600  |
| Manganese ore . . . . "                                  | 3,500     | ..        | 1,000     | 2,500     | 5,100     | 98,000    | ..        | 22,495    | 80,007    | 1,00,000  |
| <b>OIL CAKES—</b>  |           |           |           |           |           |           |           |           |           |           |
| Groundnut cake . . . . "                                 | ..        | ..        | 525       | 624       | 1,263     | ..        | ..        | 32,762    | 42,591    | 77,140    |
| <b>SEEDS—</b>  |           |           |           |           |           |           |           |           |           |           |
| Groundnuts . . . . . "                                   | 4,989     | 2,496     | 2,300     | 6,201     | 2,307     | 9,01,849  | 3,37,215  | 2,67,712  | 6,59,258  | 3,55,363  |
| Linseed . . . . . "                                      | ..        | 250       | 250       | 200       | ..        | ..        | 28,078    | 21,301    | 23,176    | ..        |
| Rape . . . . . "   | 800       | 800       | 1,200     | ..        | 200       | 1,04,000  | 95,024    | 1,27,261  | ..        | 28,000    |
| <b>SPICES</b>  | 208       | 634       | 322       | 470       | 279       | 31,869    | 55,240    | 42,647    | 71,778    | 34,392    |
| <b>TEXTILES—</b>   |           |           |           |           |           |           |           |           |           |           |
| Cotton, raw . . . . . Tons                               | 30        | 20        | 25        | 35        | 23        | 10,150    | 10,500    | 12,600    | 17,335    | 18,425    |
| " waste . . . . . Cwts.                                  | 628       | 157       | 4,953     | 575       | 2,255     | 14,630    | 2,420     | 76,763    | 10,230    | 35,120    |
| Hemp, raw . . . . . "                                    | 105       | 207       | 878       | 689       | 517       | 1,200     | 3,530     | 9,575     | 4,673     | 5,030     |
| Jute—  |           |           |           |           |           |           |           |           |           |           |
| Raw . . . . . Tons                                       | 490       | 1,061     | 990       | 1,325     | 1,201     | 99,889    | 1,79,436  | 1,41,518  | 1,84,522  | 1,83,818  |
| Manufactures—  |           |           |           |           |           |           |           |           |           |           |
| Gunny bags . . . . . No.                                 | 1,895,500 | 753,500   | 804,500   | 5,48,500  | 977,500   | 4,35,155  | 1,70,941  | 1,32,626  | 1,43,938  | 2,43,062  |
| " cloth . . . . . Yards                                  | 6,589,450 | 3,437,400 | 3,344,650 | 5,387,030 | 8,004,709 | 12,73,880 | 5,79,440  | 14,49,806 | 3,77,567  | 14,48,140 |
| <b>WOOD AND TIMBER—</b>                                  |           |           |           |           |           |           |           |           |           |           |
| Teak wood . . . . . Cubic ton                            | 15        | 84        | 11        | 20        | 61        | 2,700     | 15,006    | 3,043     | 4,000     | 12,333    |
| <b>ALL OTHER ARTICLES OF MERCHANDISE</b> . . . . . Value | —         | —         | —         | —         | —         | 9,150     | 30,811    | 10,895    | 30,200    | 33,440    |
| <b>GRAND TOTAL</b> . . . . . "                           | —         | —         | —         | —         | —         | 44,30,247 | 31,30,338 | 37,75,600 | 35,49,455 | 40,18,473 |

FOREIGN MERCHANDISE

| ARTICLES   | QUANTITY |         |         |         |         | VALUE     |           |           |           |           |
|--|----------|---------|---------|---------|---------|-----------|-----------|-----------|-----------|-----------|
|  | 1931-32  | 1932-33 | 1933-34 | 1934-35 | 1935-36 | 1931-32   | 1932-33   | 1933-34   | 1934-35   | 1935-36   |
|  |          |         |         |         |         | R         | R         | R         | R         | R         |
| <b>GRAND TOTAL Value</b>   | —        | —       | —       | —       | —       | 2,450     | 33,014    | 32,617    | 34,802    | 15,332    |
| <b>GRAND TOTAL OF INDIAN AND FOREIGN MERCHANDISE</b> . . . . . " | —        | —       | —       | —       | —       | 44,32,697 | 31,04,247 | 38,08,207 | 35,84,347 | 40,33,804 |

DENMARK

IMPORTS THEREFROM

| ARTICLES   | QUANTITY |         |         |         |         | VALUE   |         |         |         |         |
|--|----------|---------|---------|---------|---------|---------|---------|---------|---------|---------|
|  | 1931-32  | 1932-33 | 1933-34 | 1934-35 | 1935-36 | 1931-32 | 1932-33 | 1933-34 | 1934-35 | 1935-36 |
|  |          |         |         |         |         | R       | R       | R       | R       | R       |
| <b>BUILDING AND ENGINEERING MATERIALS, other than OF IRON, STEEL OR WOOD—</b>            |          |         |         |         |         |         |         |         |         |         |
| Cement . . . . . Tons  | 2,137    | 1,702   | 753     | ..      | 1       | 86,600  | 66,087  | 22,406  | 177     | 437     |
| <b>CHEMICALS AND CHEMICAL PREPARATIONS—</b>  |          |         |         |         |         |         |         |         |         |         |
| Glycerine . . . . . Cwt.   | ..       | ..      | ..      | ..      | 202     | ..      | ..      | ..      | ..      | 17,043  |
| <b>HARDWARE, excluding CUTLERY AND ELECTROPLATED WARE</b> . . . . . Value                | —        | —       | —       | —       | —       | 42,841  | 48,000  | 43,642  | 79,229  | 51,522  |
| <b>INSTRUMENTS, APPARATUS, AND APPLIANCES AND PARTS THEREOF—</b>                         |          |         |         |         |         |         |         |         |         |         |
| Electrical, including telegraph and telephone apparatus, not being machinery . . . . . " | —        | —       | —       | —       | —       | 31,623  | 11,603  | 30,133  | 6,567   | 11,686  |
| Other kinds . . . . . "  | —        | —       | —       | —       | —       | 6,219   | 4,961   | 1,031   | 7,213   | 3,860   |
| <b>Total Instruments, etc.</b> . . . . . "   | —        | —       | —       | —       | —       | 37,842  | 16,564  | 31,164  | 13,779  | 15,546  |

## No. 13—continued

DENMARK—continued  
IMPORTS THEREFROM—continued

| ARTICLES   | QUANTITY |         |         |         |         | VALUE     |           |           |           |           |
|--|----------|---------|---------|---------|---------|-----------|-----------|-----------|-----------|-----------|
|  | 1931-32  | 1932-33 | 1933-34 | 1934-35 | 1935-36 | 1931-32   | 1932-33   | 1933-34   | 1934-35   | 1935-36   |
| <b>LIQUORS, including DENATURATED AND PERFUMED SPIRITS—</b>  |          |         |         |         |         | R         | R         | R         | R         | R         |
| Ale, beer and porter . Gals.   | 24,536   | 22,002  | 22,006  | 24,539  | 37,191  | 61,680    | 58,859    | 52,416    | 85,193    | 84,613    |
| Spirit . . . . . "   | 370      | 424     | 517     | 600     | 509     | 7,763     | 8,784     | 10,020    | 12,005    | 12,132    |
| <b>MACHINERY AND MILLWORK —</b>  |          |         |         |         |         |           |           |           |           |           |
| Prime-movers other than electrical . . . . . Value   | —        | —       | —       | —       | —       | 8,803     | 603       | 2,756     | 58,055    | 30,042    |
| <b>Electrical—</b>   |          |         |         |         |         |           |           |           |           |           |
| Motors . . . . . "   | —        | —       | —       | —       | —       | 3,903     | 18,500    | 9,452     | 30,324    | 52,080    |
| Others . . . . . "   | —        | —       | —       | —       | —       | 11,029    | 1,094     | 5,632     | 23,743    | 25,625    |
| Total Electrical machinery . . . . . "   | —        | —       | —       | —       | —       | 14,032    | 20,404    | 15,184    | 54,067    | 78,805    |
| <b>MACHINERY not being PRIME-MOVERS OR ELECTRICAL MACHINERY —</b>                                    |          |         |         |         |         |           |           |           |           |           |
| Metalworking machinery . . . . . "   | —        | —       | —       | —       | —       | 12,319    | 1,389     | 1,742     | 2,180     | 1,609     |
| Refrigerating machinery . . . . . "  | —        | —       | —       | —       | —       | 5,870     | 3,197     | 20,188    | 9,629     | 6,598     |
| Rice and flour mill machinery . . . . . "  | —        | —       | —       | —       | —       | 32,956    | 23,513    | 22,913    | 22,083    | 23,552    |
| Other sorts of machinery . . . . . "   | —        | —       | —       | —       | —       | 1,37,800  | 60,675    | 7,29,538  | 5,50,906  | 22,10,788 |
| Total Machinery and Millwork . . . . . "   | —        | —       | —       | —       | —       | 2,12,270  | 1,48,921  | 7,92,271  | 4,97,525  | 23,66,104 |
| <b>METALS AND ORES—</b>  |          |         |         |         |         |           |           |           |           |           |
| Steel . . . . . Tons   | 119      | 17      | —       | —       | —       | 16,918    | 985       | —         | —         | —         |
| Iron or Steel . . . . . "  | 29       | 18      | 56      | 62      | 58      | 12,540    | 10,042    | 17,021    | 18,075    | 24,013    |
| <b>OILS—</b>   |          |         |         |         |         |           |           |           |           |           |
| <b>Animal—</b>   |          |         |         |         |         |           |           |           |           |           |
| Fish Oil (a) . . . . . Gals.   | 18,699   | 184,377 | 31,279  | —       | —       | 24,138    | 3,16,768  | 46,912    | —         | —         |
| Fish or Whale oil hardened (b) . . . . . Cwts.   | —        | —       | —       | 2,824   | 1,804   | —         | —         | —         | 41,870    | 27,671    |
| Vegetable non-essential . . . . . "  | —        | 2,158   | 92      | 7,816   | —       | —         | 3,734     | 487       | 11,909    | —         |
| <b>PAPER AND PASTE BOARD</b> . . . . . "   | 754      | 66      | 110     | 102     | 183     | 11,174    | 2,820     | 2,727     | 4,250     | 3,574     |
| <b>PROVISIONS AND OILMAN'S STORES (including FISH AND FRUITS AND VEGETABLES, CANNED OR BOTTLED)—</b> |          |         |         |         |         |           |           |           |           |           |
| Bacon and hams . . . . . Cwts.   | 408      | 839     | 2,108   | 2,745   | 2,587   | 41,034    | 65,850    | 1,37,529  | 2,11,977  | 2,05,112  |
| Butter (including canned) . . . . . "  | 260      | 154     | 227     | 195     | 208     | 45,705    | 26,709    | 31,098    | 23,332    | 26,954    |
| Vegetable Products . . . . . "   | 11,778   | 5,662   | 36      | 746     | 545     | 4,17,965  | 1,79,203  | 800       | 16,896    | 13,620    |
| Milk, condensed and preserved including milk cream . . . . . "                                       | 9,548    | 11,455  | 11,511  | 9,790   | 6,304   | 2,97,656  | 3,65,047  | 3,38,241  | 2,80,969  | 1,93,868  |
| Other sorts of provisions Value . . . . . "  | —        | —       | —       | —       | —       | 4,23,089  | 6,94,032  | 1,04,786  | 53,896    | 53,823    |
| Total Provisions and Oilman's stores . . . . . "   | —        | —       | —       | —       | —       | 12,25,449 | 18,30,341 | 6,37,454  | 5,86,070  | 4,93,880  |
| <b>SOAP—</b>   |          |         |         |         |         |           |           |           |           |           |
| Toilet soap . . . . . Cwts.  | 542      | 176     | 80      | 53      | 35      | 18,160    | 9,253     | 2,761     | 1,485     | 1,112     |
| <b>STATIONERY excluding PAPERS</b> . . . . . Value   | —        | —       | —       | —       | —       | 44,922    | 300       | 802       | 819       | 1,790     |
| <b>TEA CHESTS ENTIRE OR IN SECTION</b> . . . . . "   | —        | —       | —       | —       | —       | —         | 329       | 3,122     | 37,586    | 33,036    |
| <b>POSTAL ARTICLES NOT SPECIFIED</b> . . . . . "   | —        | —       | —       | —       | —       | 4         | —         | —         | —         | —         |
| <b>ALL OTHER ARTICLES OF MERCHANDISE</b> . . . . . "   | —        | —       | —       | —       | —       | 32,272    | 21,739    | 39,576    | 40,463    | 31,534    |
| <b>GRAND TOTAL</b> . . . . . "   | —        | —       | —       | —       | —       | 18,34,482 | 20,39,486 | 17,08,381 | 14,30,435 | 31,04,539 |

(a) Sub-divided into two heads from 1934-35.  
(b) Separately specified from 1934-35.

No. 13—continued  
DENMARK—concluded  
EXPORTS THERETO

INDIAN MERCHANDISE

| ARTICLES                                    | QUANTITY  |         |         |         |         | VALUE     |           |           |           |           |
|---|-----------|---------|---------|---------|---------|-----------|-----------|-----------|-----------|-----------|
|   | 1931-32   | 1932-33 | 1933-34 | 1934-35 | 1935-36 | 1931-32   | 1932-33   | 1933-34   | 1934-35   | 1935-36   |
| COFFEE . . . . Cwts.                        | 1,804     | 690     | 1,100   | 202     | 321     | 81,830    | 41,435    | 52,400    | 9,600     | 10,280    |
| COIR, MANUFACTURED (excluding ROPS) . . "   | 980       | 1,760   | 2,760   | 5,608   | 7,532   | 11,607    | 17,323    | 27,625    | 50,689    | 74,006    |
| DYEING AND TANNING SUBSTANCES—              |           |         |         |         |         |           |           |           |           |           |
| Myrobalan extracts . . "                    | 300       | ..      | ..      | 400     | 608     | 2,007     | ..        | ..        | 4,000     | 6,060     |
| Other sorts . . . . "                       | 478       | 483     | 602     | 300     | 500     | 8,283     | 8,499     | 7,740     | 3,450     | 7,208     |
| FIBRE FOR BRUSHES AND BROOMS . . Tons       | 110       | 184     | 102     | 210     | 241     | 50,024    | 70,025    | 57,827    | 63,500    | 70,078    |
| GRAIN, PULSE AND FLOUR—                     |           |         |         |         |         |           |           |           |           |           |
| Rice not in the husk—                       |           |         |         |         |         |           |           |           |           |           |
| Cleaned rice . . . "                        | ..        | ..      | ..      | 2,890   | 1,650   | ..        | 15        | ..        | 1,61,229  | 93,083    |
| KAPOK . . . . Cwts.                         | 532       | 971     | 806     | 978     | 403     | 17,886    | 24,881    | 20,103    | 26,888    | 30,428    |
| LAC—  |           |         |         |         |         |           |           |           |           |           |
| Shell . . . . Tons                          | 1,009     | 1,442   | 1,209   | 1,578   | 1,604   | 49,861    | 48,306    | 41,865    | 1,01,953  | 78,055    |
| OILS—                                       |           |         |         |         |         |           |           |           |           |           |
| Vegetable non-essential—                    |           |         |         |         |         |           |           |           |           |           |
| Castor . . . . Gals.                        | 12,320    | 21,856  | 16,601  | 21,376  | 10,108  | 17,209    | 30,635    | 17,830    | 24,189    | 24,950    |
| OIL CAKES—                                  |           |         |         |         |         |           |           |           |           |           |
| Groundnut Cake . . Tons                     | 250       | ..      | 1,119   | 98      | 600     | 11,250    | ..        | 66,692    | 4,752     | 36,960    |
| Cotton cake . . . "                         | 1,000     | ..      | ..      | ..      | ..      | 55,000    | ..        | ..        | ..        | ..        |
| SEEDS—                                      |           |         |         |         |         |           |           |           |           |           |
| Non-essential—                              |           |         |         |         |         |           |           |           |           |           |
| Groundnut . . . "                           | 4,133     | 1,501   | 6,813   | 5,896   | 410     | 5,47,550  | 2,49,910  | 7,76,788  | 5,96,506  | 66,520    |
| Poppy . . . . "                             | ..        | 172     | 148     | ..      | ..      | ..        | 38,162    | 25,381    | ..        | ..        |
| SPICES . . . . Cwts.                        | 847       | 326     | 927     | 442     | 645     | 40,684    | 47,878    | 1,28,923  | 64,518    | 1,13,259  |
| TEXTILES—                                   |           |         |         |         |         |           |           |           |           |           |
| Cotton, raw . . . Tons                      | 5         | 20      | 19      | 42      | 97      | 2,362     | 9,800     | 10,450    | 14,020    | 55,220    |
| " waste . . . . Cwts.                       | 1,343     | 5,124   | 7,002   | 5,431   | 5,008   | 27,013    | 82,189    | 1,05,071  | 65,065    | 72,517    |
| Hemp (chiefly sunn), raw . "                | 7,924     | 12,324  | 9,014   | 12,566  | 16,381  | 94,488    | 1,35,820  | 80,364    | 1,18,057  | 1,00,686  |
| Jute—                                       |           |         |         |         |         |           |           |           |           |           |
| Raw . . . . Tons                            | 511       | 488     | 917     | 949     | 935     | 61,470    | 63,730    | 1,06,671  | 1,18,230  | 1,46,476  |
| Manufactures—                               |           |         |         |         |         |           |           |           |           |           |
| Gunny bags . . No.                          | 370,800   | 74,900  | 145,200 | ..      | ..      | 86,540    | 21,380    | 33,942    | ..        | ..        |
| " cloth . . . Yds.                          | 1,019,500 | 540,000 | 60,000  | ..      | ..      | 1,58,236  | 81,453    | 8,328     | ..        | ..        |
| TOBACCO UNMANUFACTURED . . Lbs.             | 20,320    | 26,523  | ..      | ..      | ..      | 11,345    | 9,940     | ..        | ..        | ..        |
| WOOD AND TIMBER—                            |           |         |         |         |         |           |           |           |           |           |
| Teak wood . . . Cubic Tons                  | 30        | 43      | 73      | 120     | 376     | 11,700    | 13,105    | 16,353    | 31,320    | 86,541    |
| ALL OTHER ARTICLES OF MERCHANDISE . . Value | —         | —       | —       | —       | —       | 28,779    | 14,493    | 27,588    | 24,338    | 37,163    |
| GRAND TOTAL                                 | —         | —       | —       | —       | —       | 13,33,124 | 10,01,075 | 16,13,924 | 14,92,268 | 11,68,260 |

FOREIGN MERCHANDISE

| ARTICLES  | QUANTITY |         |         |         |         | VALUE     |           |           |           |           |
|---|----------|---------|---------|---------|---------|-----------|-----------|-----------|-----------|-----------|
|   | 1931-32  | 1932-33 | 1933-34 | 1934-35 | 1935-36 | 1931-32   | 1932-33   | 1933-34   | 1934-35   | 1935-36   |
| HARDWARE (excluding cutlery) . . . Value            | —        | —       | —       | —       | —       | ..        | 5,005     | 3,102     | 12,371    | 2,702     |
| MACHINERY AND MILLWORK . . "                        | —        | —       | —       | —       | —       | 3,078     | 14,980    | 2,486     | 2,200     | 250       |
| POSTAL ARTICLES NOT SPECIFIED . . "                 | —        | —       | —       | —       | —       | ..        | 160       | ..        | ..        | ..        |
| ALL OTHER ARTICLES OF MERCHANDISE . . "             | —        | —       | —       | —       | —       | 3,678     | 1,469     | 10,851    | 18,947    | 11,718    |
| GRAND TOTAL   | —        | —       | —       | —       | —       | 6,756     | 21,614    | 16,419    | 33,518    | 14,670    |
| GRAND TOTAL OF INDIAN AND FOREIGN MERCHANDISE . . " | —        | —       | —       | —       | —       | 13,39,880 | 10,22,689 | 16,30,343 | 15,25,781 | 11,72,930 |

No. 13—continued  
POLAND (including Danzig)  
IMPORTS THEREFROM

| ARTICLES  | QUANTITY |         |         |         |         | VALUE     |           |           |           |           |
|---|----------|---------|---------|---------|---------|-----------|-----------|-----------|-----------|-----------|
|   | 1931-32  | 1932-33 | 1933-34 | 1934-35 | 1935-36 | 1931-32   | 1932-33   | 1933-34   | 1934-35   | 1935-36   |
|   |          |         |         |         |         | R         | R         | R         | R         | R         |
| APPAREL (excluding HOSIERY, BOOTS AND SHOES) —  |          |         |         |         |         |           |           |           |           |           |
| Hats, Caps, bonnets and hatter's Wares. Value   | —        | —       | —       | —       | —       | ..        | ..        | ..        | ..        | 14,439    |
| ARMS AMMUNITION AND MILITARY STORES—  |          |         |         |         |         |           |           |           |           |           |
| Explosives—   |          |         |         |         |         |           |           |           |           |           |
| Blasting fuse   { Lbs.    005    22,144    30,868 }<br>{ -No. of    —    —    — }<br>{ Coils    =3,000   =75,270   1,12,600 } | ..       | ..      | ..      | ..      | ..      | ..        | ..        | 644       | 11,059    | 17,712    |
| CHEMICALS AND CHEMICAL PREPARATION—   |          |         |         |         |         |           |           |           |           |           |
| Ammonia and salts thereof Cwts.   | ..       | 12      | 720     | 1,124   | 400     | ..        | 234       | 11,464    | 15,662    | 11,620    |
| FURNITURE AND CABINETWARE—  |          |         |         |         |         |           |           |           |           |           |
| Bedsteads Value   | ..       | ..      | ..      | ..      | ..      | 28,209    | 22,498    | 32,633    | 46,304    | 73,083    |
| Furniture of wood   | ..       | ..      | ..      | ..      | ..      | 787       | 863       | 2,021     | 10,065    | 8,346     |
| Furniture of other Materials.   | ..       | ..      | ..      | ..      | ..      | 21,542    | 5,927     | 20,076    | 19,407    | 14,359    |
| Mouldings   | ..       | ..      | ..      | ..      | ..      | ..        | ..        | ..        | ..        | ..        |
| HARDWARE (excluding cutlery)  | ..       | ..      | ..      | ..      | ..      | 50        | 535       | 1,866     | 10,029    | 18,502    |
| MACHINERY AND MILLWORK—   |          |         |         |         |         |           |           |           |           |           |
| Electrical Machinery  | ..       | ..      | ..      | ..      | ..      | 15,969    | 58,955    | 33,881    | 1,559     | 41,108    |
| Cotton Machinery  | ..       | ..      | ..      | ..      | ..      | 1,818     | ..        | ..        | ..        | ..        |
| METALS AND ORES—  |          |         |         |         |         |           |           |           |           |           |
| Steel—  |          |         |         |         |         |           |           |           |           |           |
| Bars other than cast steel Tons   | ..       | ..      | ..      | 340     | ..      | ..        | ..        | ..        | 31,106    | ..        |
| Iron or Steel—  |          |         |         |         |         |           |           |           |           |           |
| Hoops and strips  | ..       | ..      | ..      | 641     | 1,902   | ..        | ..        | ..        | 78,435    | 2,07,972  |
| Tubes, pipes and fittings, wrought  | 1,384    | 3,611   | 4,460   | 3,784   | 614     | 3,55,720  | 3,22,280  | 3,75,532  | 7,37,234  | 89,478    |
| Wire nails  | ..       | ..      | ..      | ..      | 102     | ..        | ..        | ..        | ..        | 15,073    |
| Zinc or Spelter Cwts.   | 4,398    | 1,050   | 1,136   | 3,233   | 10,721  | 59,592    | 24,176    | 16,122    | 38,708    | 1,20,773  |
| PAPER AND PAPERBOARD  | 185      | 1       | 198     | 776     | 1,246   | 2,923     | 20        | 5,336     | 7,744     | 12,243    |
| STARCH DEXTRIN AND FARINA—  |          |         |         |         |         |           |           |           |           |           |
| Farina and Potato flour   | ..       | ..      | 1,575   | 6,425   | 16,837  | ..        | ..        | 12,511    | 48,166    | 1,12,811  |
| SUGAR—  |          |         |         |         |         |           |           |           |           |           |
| Beet Sugar Tons   | 12,902   | ..      | ..      | 4,500   | ..      | 15,35,127 | ..        | ..        | 3,89,928  | ..        |
| TAXILES—  |          |         |         |         |         |           |           |           |           |           |
| Cotton—   |          |         |         |         |         |           |           |           |           |           |
| Manufactures—   |          |         |         |         |         |           |           |           |           |           |
| Piecegoods—   |          |         |         |         |         |           |           |           |           |           |
| Coloured, printed or dyed Yards   | 1,965    | 53,009  | 2,020   | ..      | 762     | 1,055     | 41,876    | 2,109     | ..        | 518       |
| Wool—   |          |         |         |         |         |           |           |           |           |           |
| Manufactures—   |          |         |         |         |         |           |           |           |           |           |
| Worsted yarn for weaving  | 253,558  | 344,225 | 28,060  | 27,685  | 93,915  | 3,96,119  | 5,90,800  | 1,58,889  | 36,518    | 1,02,214  |
| Knitting wool   | 75,120   | 37,659  | 22,861  | 34,330  | 6,122   | 1,17,438  | 57,012    | 38,455    | 36,628    | 6,042     |
| Piecegoods  | ..       | 179,113 | 295,763 | 29,070  | 2,640   | ..        | 3,03,500  | 3,25,897  | 48,120    | 4,413     |
| Goods of wool mixed with other materials (s Lbs.)   | ..       | ..      | ..      | 109,746 | 117,008 | ..        | ..        | ..        | 1,58,433  | 1,83,953  |
| Other Sorts   | ..       | ..      | 10      | 573,024 | 570,043 | ..        | ..        | 5         | 4,03,362  | 4,06,541  |
| Artificial Silk—  |          |         |         |         |         |           |           |           |           |           |
| Artificial silk yarn  | 2,000    | 32,000  | ..      | ..      | ..      | 1,818     | 26,200    | ..        | 3,45,292  | 3,61,214  |
| WOOD AND TIMBER Value   | ..       | ..      | ..      | ..      | ..      | 2,55,466  | 3,85,626  | 3,03,834  | 3,46,292  | 3,61,214  |
| ALL OTHER ARTICLES OF MERCHANDISE   | ..       | ..      | ..      | ..      | ..      | 39,571    | 33,929    | 37,047    | 41,662    | 30,746    |
| GRAND TOTAL   | ..       | ..      | ..      | ..      | ..      | 23,32,793 | 22,64,000 | 18,85,832 | 25,31,633 | 19,11,120 |

EXPORTS THERETO

INDIAN MERCHANDISE

| ARTICLES                                 | QUANTITY |         |         |         |         | VALUE     |           |           |           |           |
|--|----------|---------|---------|---------|---------|-----------|-----------|-----------|-----------|-----------|
|  | 1931-32  | 1932-33 | 1933-34 | 1934-35 | 1935-36 | 1931-32   | 1932-33   | 1933-34   | 1934-35   | 1935-36   |
| COIL, MANUFACTURED (excluding rope) Cwts | ..       | ..      | 820     | 1,530   | 396     | R         | R         | R         | R         | R         |
| DYEING AND TANNING SUBS-TANCES           | ..       | 200     | 800     | 1,202   | 5,386   | ..        | 1,090     | 945       | 4,350     | 23,631    |
| GRAIN, PULSE AND FLOUR—                  |          |         |         |         |         |           |           |           |           |           |
| Rice not in the husk                     | 74,288   | 30,200  | 39,379  | 49,210  | 53,158  | 49,31,976 | 19,60,155 | 17,92,489 | 25,54,682 | 33,77,514 |
| HIDES AND SKINS, RAW                     | ..       | ..      | ..      | ..      | ..      | 8,854     | ..        | 1,537     | 44,516    | 58,500    |
| LAC, SHELL                               | 1,249    | 2,085   | 2,793   | 3,914   | 2,760   | 58,013    | 66,213    | 86,425    | 2,54,775  | 93,046    |
| SEEDS—                                   |          |         |         |         |         |           |           |           |           |           |
| Oil seeds—                               |          |         |         |         |         |           |           |           |           |           |
| Non-essential—                           |          |         |         |         |         |           |           |           |           |           |
| Castor Tons                              | ..       | ..      | 169     | 100     | 1,184   | ..        | ..        | 20,826    | 11,960    | 1,65,725  |
| Groundnuts                               | ..       | ..      | ..      | 1,550   | ..      | ..        | ..        | ..        | 1,36,520  | ..        |
| Linseed                                  | ..       | ..      | 100     | ..      | ..      | ..        | ..        | 13,600    | ..        | ..        |
| Tea, Black Lbs.                          | 67,268   | ..      | 8,613   | 4,672   | 11,428  | 62,126    | ..        | 6,053     | 2,978     | 8,783     |
| TEXTILES—                                |          |         |         |         |         |           |           |           |           |           |
| Cotton, Raw Tons                         | ..       | 153     | 3,936   | 4,533   | 6,374   | ..        | 76,990    | 18,95,091 | 23,55,767 | 31,72,646 |
| Jute, Raw                                | 45       | 1,292   | 1,765   | 2,332   | 7,168   | 9,600     | 2,23,056  | 2,54,199  | 4,09,289  | 12,02,550 |
| ALL OTHER ARTICLES OF MERCHANDISE Value  | ..       | ..      | ..      | ..      | ..      | ..        | 2,002     | 9,727     | 23,739    | 46,306    |
| GRAND TOTAL                              | ..       | ..      | ..      | ..      | ..      | 50,49,969 | 23,29,596 | 40,77,196 | 58,17,990 | 81,59,981 |

FOREIGN MERCHANDISE

| ARTICLES  | QUANTITY |         |         |         |         | VALUE     |           |           |           |           |
|---|----------|---------|---------|---------|---------|-----------|-----------|-----------|-----------|-----------|
|   | 1931-32  | 1932-33 | 1933-34 | 1934-35 | 1935-36 | 1931-32   | 1932-33   | 1933-34   | 1934-35   | 1935-36   |
| TOTAL VALUE   | ..       | ..      | ..      | ..      | ..      | ..        | ..        | 5         | 258       | 970       |
| GRAND TOTAL OF INDIAN AND FOREIGN MERCHANDISE Value | ..       | ..      | ..      | ..      | ..      | 50,49,969 | 23,29,596 | 40,77,201 | 58,18,248 | 81,60,951 |

(a) Separately recorded from 1934-35.

## No. 13—continued

## GERMANY

## IMPORTS THEREFROM

| ARTICLES   | QUANTITY  |          |          |          |          | VALUE    |          |          |          |          |
|--|-----------|----------|----------|----------|----------|----------|----------|----------|----------|----------|
|  | 1931-32   | 1932-33  | 1933-34  | 1934-35  | 1935-36  | 1931-32  | 1932-33  | 1933-34  | 1934-35  | 1935-36  |
| ANIMALS, LIVING . . . No.  | 872       | 262      | 290      | 310      | 763      | R 13,707 | R 26,400 | R 8,609  | R 6,870  | R 17,440 |
| APPAREL (excluding HOSIERY AND BOOTS AND SHOES)—   |           |          |          |          |          |          |          |          |          |          |
| Apparel (including dressery, uniforms, accoutrements) (a) . . . Value                      | —         | —        | —        | —        | —        | 2,05,941 | 2,08,901 | 2,02,596 | —        | 82,262   |
| Woolen knitted apparel (b) . . . Lbs.  | —         | —        | —        | 2,847    | —        | —        | —        | —        | 5,314    | —        |
| Others (b) . . . Value   | —         | —        | —        | —        | —        | —        | —        | —        | 71,204   | —        |
| Gold and silver thread . . .   | —         | —        | —        | —        | —        | 2,45,788 | 2,75,177 | 2,55,370 | 2,08,530 | 3,33,312 |
| Hats, caps, bonnets and hatier's ware . . .  | —         | —        | —        | —        | —        | 47,615   | 18,307   | 86,340   | 18,576   | 10,389   |
| Lametta . . . Lbs.   | 147,475   | 268,342  | 252,094  | 211,003  | 414,011  | 1,89,122 | 3,53,311 | 2,89,566 | 2,34,512 | 3,33,643 |
| Second-hand clothing . . . Value   | —         | —        | —        | —        | —        | 337      | 1,040    | 194      | 3,044    | 350      |
| Water-proofed clothing . . .   | —         | —        | —        | —        | —        | 713      | 261      | 111      | —        | —        |
| Total Apparel, etc. . .  | —         | —        | —        | —        | —        | 6,89,514 | 8,57,993 | 8,33,177 | 6,97,030 | 7,70,940 |
| ARMS, AMMUNITION, AND MILITARY STORES—   |           |          |          |          |          |          |          |          |          |          |
| Cartridge cases—   |           |          |          |          |          |          |          |          |          |          |
| Filled—  |           |          |          |          |          |          |          |          |          |          |
| Shotgun Cartridges . . . No.   | 628,700   | 245,400  | 109,250  | 282,255  | 301,600  | 42,808   | 20,426   | 8,762    | 22,012   | 21,318   |
| Rifle and other cartridges . . .   | 3,358,855 | 142,900  | 116,058  | 52,264   | 80,865   | 58,007   | 10,583   | 7,734    | 4,827    | 6,003    |
| Total Filled . . .   | 3,987,555 | 388,300  | 225,308  | 334,519  | 382,465  | 1,00,815 | 31,009   | 16,496   | 26,839   | 27,320   |
| Empty . . .  | 281,925   | 311,900  | 279,900  | 230,125  | 7,000    | 7,033    | 8,040    | 7,122    | 5,732    | 203      |
| Total Cartridge cases . . .  | 4,269,480 | 700,200  | 505,208  | 564,644  | 389,465  | 1,08,848 | 39,049   | 23,618   | 32,571   | 28,123   |
| Explosives—  |           |          |          |          |          |          |          |          |          |          |
| Blasting fuse . . . Lbs.   | 158,035   | 119,928  | 142,133  | 132,100  | 197,128  | —        | —        | —        | —        | —        |
| No. of coils . . .   | —515,080  | —423,300 | —501,300 | —424,750 | —674,400 | 80,121   | 63,812   | 73,558   | 66,156   | 1,15,715 |
| Firearms and parts thereof—  |           |          |          |          |          |          |          |          |          |          |
| Firearms . . . No.   | 4,915     | 1,122    | 1,361    | 893      | 1,353    | 2,65,326 | 70,916   | 93,161   | 65,830   | 94,201   |
| Parts of firearms . . . Value  | —         | —        | —        | —        | —        | 2,125    | 322      | 773      | 523      | 1,350    |
| Total Firearms and parts thereof . . .   | —         | —        | —        | —        | —        | 2,67,451 | 71,238   | 93,934   | 66,353   | 95,551   |
| Other sorts . . .  | —         | —        | —        | —        | —        | 13,027   | 3,445    | 11,303   | 2,232    | 6,701    |
| Total Arms, Ammunition, and Military stores . . .  | —         | —        | —        | —        | —        | 4,75,102 | 1,82,544 | 2,02,413 | 1,67,417 | 2,46,240 |
| ART, WORKS OF, other than PICTURES . . .   | —         | —        | —        | —        | —        | 7,307    | 7,726    | 11,975   | 8,451    | 7,341    |
| ASBESTOS—  |           |          |          |          |          |          |          |          |          |          |
| Asbestos Packing . . .   | —         | —        | —        | —        | —        | 37,403   | 20,781   | 5,394    | 5,122    | 11,567   |
| Other Manufactures . . .   | —         | —        | —        | —        | —        | 90,103   | 1,26,929 | 1,09,251 | 79,860   | 70,700   |
| Total Asbestos . . .   | —         | —        | —        | —        | —        | 1,17,513 | 1,47,707 | 1,14,645 | 84,981   | 82,267   |
| BELTING FOR MACHINERY—   |           |          |          |          |          |          |          |          |          |          |
| Of cotton . . .  | —         | —        | —        | —        | —        | 49,677   | 32,739   | 17,633   | 12,400   | 12,143   |
| Of leather . . .   | —         | —        | —        | —        | —        | 55,036   | 1,13,724 | 33,103   | 29,413   | 10,310   |
| Of other materials (including coils) . . .   | —         | —        | —        | —        | —        | 2,69,878 | 2,26,835 | 1,46,240 | 1,14,068 | 2,19,417 |
| Total Belting for machinery . . .  | —         | —        | —        | —        | —        | 3,75,541 | 3,73,348 | 1,96,976 | 1,55,881 | 2,41,869 |
| BOOKS, PRINTED, AND PRINTED MATTER (not being STATIONERY), including MAPS AND CHARTS Cwts. | 1,493     | 1,173    | 1,000    | 1,127    | 1,213    | 2,74,303 | 3,78,711 | 2,84,240 | 2,41,747 | 3,37,332 |
| BOOTS AND SHOES—   |           |          |          |          |          |          |          |          |          |          |
| All leather . . . Pairs  | 7,211     | 21,613   | 22,677   | 3,273    | 4,570    | 33,973   | 73,171   | 85,173   | 19,332   | 20,746   |
| Rubber soled—  |           |          |          |          |          |          |          |          |          |          |
| With Canvas uppers . . .   | 54,139    | 63,613   | 20,320   | 1,334    | 211      | 30,149   | 30,625   | 9,045    | 2,564    | 477      |
| With uppers of leather or other material . . .   | 541       | ..       | 30       | ..       | ..       | 445      | ..       | 113      | ..       | ..       |
| All Rubber . . .   | 720       | 1,106    | 766      | 174      | 1,029    | 316      | 1,131    | 831      | 393      | 530      |
| Of other materials . . .   | 1,271     | 1,743    | 1,565    | 1,423    | 901      | 4,276    | 4,323    | 4,073    | 3,214    | 3,351    |
| Total Boots and Shoes . . .  | 63,932    | 93,085   | 45,358   | 6,559    | 6,711    | 74,165   | 1,14,250 | 99,245   | 26,008   | 25,104   |
| BRUSHES AND BROOMS—  |           |          |          |          |          |          |          |          |          |          |
| Brushes—   |           |          |          |          |          |          |          |          |          |          |
| Paint and varnish brushes . . . Doms.  | 31,764    | 52,593   | 39,192   | 39,357   | 64,772   | 63,934   | 33,934   | 66,370   | 39,349   | 93,313   |
| Toilet brushes . . .   | 60,361    | 96,574   | 56,054   | 56,492   | 72,612   | 1,17,460 | 2,08,694 | 1,19,859 | 38,743   | 1,17,272 |
| Other brushes and brooms . . .   | 23,131    | 42,742   | 56,259   | 47,337   | 37,743   | 50,997   | 63,907   | 92,337   | 78,775   | 62,675   |
| Total Brushes and Brooms . . .   | 115,256   | 191,909  | 151,505  | 143,186  | 175,127  | 2,32,421 | 3,56,535 | 2,79,616 | 2,36,872 | 2,75,260 |

(a) Sub-divided into three heads in 1934-35 and discontinued from 1935-36.  
(b) Separately recorded in 1934-35.



## No. 13—continued

GERMANY—continued  
IMPORTS THEREFROM—continued

| ARTICLES  | QUANTITY  |           |           |           |           | VALUE       |           |           |           |           |
|---|-----------|-----------|-----------|-----------|-----------|-------------|-----------|-----------|-----------|-----------|
|   | 1931-32   | 1932-33   | 1933-34   | 1934-35   | 1935-36   | 1931-32     | 1932-33   | 1933-34   | 1934-35   | 1935-36   |
| CHEMICALS AND CHEMICAL PREPARATIONS excluding OMMI-GAL MANURES, ETC.—contd. |           |           |           |           |           | R           | R         | R         | R         | R         |
| Sulphur (Brimstone) . Cwts.   | 21,412    | 37,637    | 32,074    | 9,844     | 42,157    | 1,11,601    | 1,88,644  | 1,31,022  | 49,702    | 1,86,006  |
| Zinc compounds—   |           |           |           |           |           |             |           |           |           |           |
| Chloride . . . . .  | 6,243     | 1,957     | 9,068     | 13,368    | 16,708    | 73,826      | 25,177    | 84,402    | 1,12,867  | 1,31,797  |
| Others . . . . .  | 7,088     | 1,852     | 3,357     | 1,004     | 1,990     | 36,677      | 14,510    | 21,508    | 23,986    | 27,316    |
| Total Zinc compounds . . .  | 13,331    | 3,809     | 12,425    | 14,970    | 18,698    | 1,10,503    | 39,687    | 1,05,910  | 1,36,853  | 1,59,113  |
| Other sorts of chemicals Value  | —         | —         | —         | —         | —         | 15,61,095   | 17,75,609 | 17,32,104 | 15,06,424 | 18,87,209 |
| Total Chemicals and Chemical preparations . . .                             | —         | —         | —         | —         | —         | 46,55,153   | 40,48,490 | 34,37,236 | 38,94,043 | 44,64,484 |
| CHINA CLAY . . . . . Cwts.  | 21        | 3,087     | 485       | 45        | 136       | 148         | 11,444    | 2,647     | 480       | 1,530     |
| CLOCKS AND WATCHES, AND PARTS THEREOF—                                      |           |           |           |           |           |             |           |           |           |           |
| Clocks and time-pieces . No.  | 161,476   | 128,384   | 145,894   | 112,605   | 152,037   | 4,11,441    | 3,45,474  | 3,49,661  | 2,77,268  | 4,07,558  |
| Watches . . . . .   | 5,324     | 2,990     | 5,094     | 3,471     | 6,766     | 16,200      | 5,324     | 7,515     | 6,799     | 12,392    |
| COAL AND COKE . . . . . Ton.  | 804       | 655       | 710       | 2,835     | 10,809    | 26,165      | 20,367    | 21,582    | 44,142    | 1,71,631  |
| CORDAGE AND ROPE OF VEGETABLE FIBRE (excluding JUTE AND COTTON) . Cwts.     | 939       | 513       | 181       | 271       | 938       | 46,998      | 27,003    | 13,259    | 21,519    | 76,904    |
| CORK MANUFACTURES . . . . .   | 169       | 163       | 460       | 380       | 517       | 12,615      | 10,493    | 32,732    | 46,980    | 35,759    |
| CUTLERY . . . . . Value   | —         | —         | —         | —         | —         | 18,22,668   | 14,83,577 | 18,78,708 | 14,71,394 | 10,29,767 |
| DRUGS AND MEDICINES (excluding CHEMICALS AND NARCOTICS)—                    |           |           |           |           |           |             |           |           |           |           |
| Aloes . . . . . Cwts.   | 440       | 220       | 393       | 547       | 422       | 11,485      | 7,058     | 8,665     | 10,716    | 9,767     |
| Camphor . . . . . Lbs.  | 567,616   | 452,438   | 563,014   | 740,495   | 851,893   | 7,99,722    | 6,38,532  | 7,51,323  | 7,52,201  | 8,36,041  |
| Cocaine . . . . . Ounces  | 490       | 787       | 598       | 616       | 596       | 8,663       | 16,027    | 13,780    | 15,661    | 16,850    |
| Morphia and preparations of opium and morphia Value                         | —         | —         | —         | —         | —         | 14,195      | 9,608     | 12,832    | 31,916    | 20,104    |
| Proprietary and patent medicines . . . . .                                  | —         | —         | —         | —         | —         | 8,22,375    | 7,15,580  | 5,97,123  | 7,08,456  | 15,90,616 |
| Quinine salts—  |           |           |           |           |           |             |           |           |           |           |
| Quinine sulphate or bisulphate . Lbs.                                       | 33,680    | 27,763    | 31,204    | 17,565    | 29,800    | 7,12,773    | 5,85,302  | 7,12,283  | 4,25,230  | 7,20,610  |
| Quinine hydrochloride or dihydrochloride . . .                              | 4,205     | 5,847     | 5,256     | 8,517     | 4,972     | 1,21,535    | 2,15,591  | 1,39,943  | 1,12,774  | 1,59,554  |
| Other sorts . . . . .   | 12,872    | 6,777     | 8,377     | 9,998     | 10,388    | 2,48,615    | 2,38,172  | 2,47,274  | 2,45,398  | 2,49,967  |
| Total Quinine Salts . . . . .   | 50,757    | 40,387    | 45,337    | 31,075    | 45,160    | 10,82,923   | 10,39,065 | 10,99,500 | 7,84,397  | 11,30,140 |
| Saccharin . . . . .   | 4,103     | 3,039     | 3,800     | 4,321     | 11,005    | 17,832      | 15,770    | 17,481    | 20,782    | 36,782    |
| Sarsaparilla and preparations thereof . . . . . Value                       | —         | —         | —         | —         | —         | 1,495       | 10,609    | 831       | 170       | 8         |
| Other sorts of drugs and medicines . . . . .                                | —         | —         | —         | —         | —         | 15,11,797   | 18,81,379 | 17,77,117 | 20,88,749 | 17,00,876 |
| Total Drugs and Medicines . . . . .   | —         | —         | —         | —         | —         | 43,76,537   | 43,34,228 | 42,78,652 | 44,13,996 | 54,08,186 |
| DYING AND TANNING SUBSTANCES—   |           |           |           |           |           |             |           |           |           |           |
| Dyes obtained from coal tar—  |           |           |           |           |           |             |           |           |           |           |
| Alizarine—  |           |           |           |           |           |             |           |           |           |           |
| Alizarine Dry not exceeding 40 per cent. . Lbs.                             | 10,230    | 14,950    | 20,040    | 30,009    | 8,786     | 18,646      | 23,695    | 30,455    | 48,678    | 16,386    |
| Alizarine Dry exceeding 40 per cent. (a) . . . . .                          | —         | 1,160     | 5,312     | 10,363    | 7,221     | —           | 3,012     | 16,837    | 21,431    | 18,031    |
| Alizarine Dry, others (b) . . . . .   | 4,480     | —         | —         | —         | —         | 11,510      | —         | —         | —         | —         |
| Alizarine, Moist over 10 per cent. but not exceeding 18 per cent. . . . .   | 245,616   | 308,150   | 346,760   | 412,184   | 123,424   | 1,06,206    | 1,36,836  | 1,99,595  | 2,15,204  | 64,549    |
| Alizarine, Moist over 18 per cent. but not exceeding 20 per cent. . . . .   | 1,700,368 | 1,326,720 | 1,300,588 | 1,969,332 | 1,332,154 | 7,95,413    | 3,42,201  | 8,17,434  | 11,21,029 | 7,89,816  |
| Alizarine, Moist over 20 per cent. . . . .                                  | 893,014   | 177,660   | 107,077   | 320,544   | 162,400   | 3,49,371    | 2,33,212  | 1,43,744  | 3,72,093  | 1,90,035  |
| Total Alizarine . . . . .   | 2,853,708 | 1,723,640 | 1,679,772 | 2,742,432 | 1,633,985 | 12,77,146   | 12,88,956 | 12,08,065 | 17,80,040 | 10,72,817 |
| Aniline (c) . . . . .   | 9,590,400 | —         | —         | —         | —         | 1,86,92,596 | —         | —         | —         | —         |
| Congo red (a) . . . . .   | —         | 785,377   | 611,800   | 1,456,645 | 1,400,476 | —           | 6,26,136  | 4,47,301  | 8,10,846  | 7,97,770  |
| Coupling dyes of the naphthol group—  |           |           |           |           |           |             |           |           |           |           |
| Naphthol rapid fast colours (rapid salts and bases) (a) (d) . . . . .       | —         | 285,913   | 417,901   | —         | —         | —           | 17,95,324 | 17,36,756 | —         | —         |
| Naphthol (e) . . . . .  | —         | —         | —         | 612,487   | 688,442   | —           | —         | —         | 14,69,071 | 7,77,387  |
| Rapid fast colours (e) . . . . .  | —         | —         | —         | 65,830    | 58,793    | —           | —         | —         | 3,26,017  | 3,18,016  |
| Bases (e) . . . . .   | —         | —         | —         | 279,072   | 413,553   | —           | —         | —         | 6,46,919  | 8,63,159  |
| Other salts (a) . . . . .   | —         | 461,544   | 475,376   | 778,965   | 936,757   | —           | 10,20,993 | 7,18,767  | 12,08,953 | 13,41,576 |
| Vats—   |           |           |           |           |           |             |           |           |           |           |
| Indigo . . . . .  | 559,976   | 741,833   | 829,764   | 984,673   | 725,046   | 7,16,943    | 11,01,740 | 11,69,035 | 13,60,916 | 10,15,623 |
| Carbazole blue (e) . . . . .  | —         | —         | —         | 42,528    | 48,229    | —           | —         | —         | 1,12,782  | 97,064    |
| Other sorts—  |           |           |           |           |           |             |           |           |           |           |
| Paste (a) . . . . .   | —         | 248,707   | 141,837   | 203,035   | 107,588   | —           | 7,80,722  | 4,24,651  | 7,20,084  | 4,71,589  |
| Powder (a) . . . . .  | —         | 181,697   | 241,342   | 314,682   | 421,836   | —           | 24,69,992 | 36,47,011 | 50,33,024 | 66,75,507 |

(a) Separately recorded from 1932-33.  
(b) Discontinued from 1932-33.  
(c) New heads introduced from 1932-33.  
(d) Sub-divided into three heads from 1934-35-  
(e) Separately recorded from 1934-35.



No. 13—continued  
GERMANY—continued  
IMPORTS THEREFROM—continued

| ARTICLES  | QUANTITY   |           |           |            |            | VALUE       |             |             |             |             |
|---|------------|-----------|-----------|------------|------------|-------------|-------------|-------------|-------------|-------------|
|   | 1931-32    | 1932-33   | 1933-34   | 1934-35    | 1935-36    | 1931-32     | 1932-33     | 1933-34     | 1934-35     | 1935-36     |
| <b>DYEING AND TANNING SUBSTANCES—contd.</b>                       |            |           |           |            |            | R           | R           | R           | R           | R           |
| Sulphur black (a) . Lbs.  | —          | 1,884,352 | 1,902,614 | 2,292,424  | 3,520,050  | —           | 8,69,617    | 8,50,065    | 7,10,522    | 9,55,954    |
| Metanil yellow (a) . "  | —          | 261,804   | 375,048   | 594,803    | 547,002    | —           | 2,42,868    | 2,98,651    | 4,48,931    | 4,30,708    |
| Auramine of Concentration of 15% and less (a) . "                 | —          | 83,950    | 38,750    | ..         | 1,200      | —           | 63,820      | 27,151      | ..          | 2,382       |
| Rhodamines (carthamines) of concentration of 15% and less (a) . " | —          | 80,450    | 33,539    | 4,950      | 3,382      | —           | 20,281      | 27,916      | 5,140       | 8,431       |
| Aniline salts (a) . "   | —          | 1,36,402  | 165,403   | 176,422    | 196,270    | —           | 58,815      | 73,306      | 74,250      | 60,537      |
| Others . "  | 5,00,581   | 1,772,623 | 1,966,329 | 2,954,933  | 2,944,814  | 12,08,451   | 32,39,926   | 23,90,469   | 43,31,577   | 41,98,982   |
| Total Dyes obtained from Coal tar . "                             | 13,094,755 | 8,559,382 | 8,777,535 | 13,433,981 | 13,708,113 | 1,60,55,036 | 1,35,68,170 | 1,35,20,344 | 1,00,62,681 | 2,00,03,006 |
| Other sorts (including iso-dye) . Value                           | —          | —         | —         | —          | —          | 1,81,244    | 1,48,681    | 1,59,146    | 1,07,830    | 34,276      |
| Total Dyeing and Tanning substances . "                           | —          | —         | —         | —          | —          | 1,71,36,280 | 1,37,16,851 | 1,36,79,490 | 1,91,70,511 | 2,01,27,881 |
| <b>EARthenWARE AND PORCELAIN—</b>                                 |            |           |           |            |            |             |             |             |             |             |
| Earthenware—  |            |           |           |            |            |             |             |             |             |             |
| Sanitary ware . "   | —          | —         | —         | —          | —          | 89,739      | 69,030      | 93,001      | 80,139      | 37,805      |
| Other kinds . "   | —          | —         | —         | —          | —          | 1,02,052    | 89,781      | 76,551      | 68,641      | 89,900      |
| Total Earthenware . "   | —          | —         | —         | —          | —          | 1,91,871    | 1,58,761    | 1,74,552    | 1,48,080    | 1,77,705    |
| Porcelain—  |            |           |           |            |            |             |             |             |             |             |
| Electrical . "  | —          | —         | —         | —          | —          | 65,459      | 64,106      | 21,599      | 38,944      | 43,301      |
| Other kinds . "   | —          | —         | —         | —          | —          | 65,891      | 61,830      | 30,514      | 20,306      | 63,230      |
| Total Earthenware and Porcelain . "                               | —          | —         | —         | —          | —          | 3,23,221    | 2,84,197    | 2,26,665    | 2,17,430    | 2,84,236    |
| <b>ELECTROPLATED WARE . "</b>                                     | —          | —         | —         | —          | —          | 6,695       | 30,052      | 4,192       | 8,886       | 4,883       |
| <b>FIREWORKS . lbs.</b>   | 217,832    | 851,832   | 142,922   | 299,041    | 866,971    | 1,52,998    | 2,52,581    | 1,05,213    | 1,52,360    | 1,91,642    |
| <b>FURNITURE AND CABINETWARE—</b>                                 |            |           |           |            |            |             |             |             |             |             |
| Bedsteads . Value   | —          | —         | —         | —          | —          | 2,419       | 1,204       | 2,880       | 534         | 13,933      |
| Furniture of wood (other than bedsteads) . "                      | —          | —         | —         | —          | —          | 70,899      | 13,764      | 6,932       | 8,584       | 10,983      |
| Furniture of other materials (other than bedsteads) . "           | —          | —         | —         | —          | —          | 31,704      | 42,577      | 48,059      | 41,496      | 22,932      |
| Mouldings . "   | —          | —         | —         | —          | —          | 1,94,516    | 2,75,561    | 1,11,622    | 1,37,162    | 86,674      |
| Total Furniture and Cabinetware . "                               | —          | —         | —         | —          | —          | 2,99,538    | 3,35,106    | 1,60,514    | 1,87,776    | 1,34,572    |
| <b>GELATINE . Cwts.</b>   | 49         | 79        | 27        | 51         | 178        | 5,031       | 7,445       | 1,052       | 5,038       | 13,981      |
| <b>GLASS AND GLASSWARE—</b>                                       |            |           |           |            |            |             |             |             |             |             |
| Bangles . Value   | —          | —         | —         | —          | —          | 32,006      | 30,480      | 43,012      | 37,117      | 1,33,980    |
| Beads and false pearls . Cwts.                                    | 466        | 629       | 490       | 818        | 1,414      | 57,570      | 75,995      | 74,814      | 99,526      | 1,83,792    |
| Bottles and phials—   |            |           |           |            |            |             |             |             |             |             |
| Soda-water bottles . Gross  | 17,347     | 10,657    | 6,033     | 10,595     | 11,367     | 4,50,116    | 2,50,050    | 1,63,070    | 2,29,336    | 2,36,001    |
| Others . "  | 61,155     | 59,396    | 49,948    | 91,056     | 65,845     | 4,80,950    | 3,73,799    | 3,27,317    | 3,41,812    | 4,53,601    |
| Funnels, globes, and glass parts of lamps . Value                 | —          | —         | —         | —          | —          | 3,42,681    | 3,58,890    | 2,20,603    | 2,58,704    | 2,72,494    |
| Scientific glassware . "  | —          | —         | —         | —          | —          | 73,405      | 85,351      | 61,342      | 43,539      | 39,010      |
| Sheet and plate . Sq. Feet  | 838,572    | 968,291   | 708,362   | 461,382    | 1,277,637  | 1,12,570    | 1,44,335    | 79,156      | 95,282      | 1,68,346    |
| Tableware (including decanters, tumblers, etc.) . Value           | —          | —         | —         | —          | —          | 72,872      | 42,600      | 30,235      | 23,133      | 23,645      |
| Other glassware . "   | —          | —         | —         | —          | —          | 3,61,762    | 4,10,569    | 3,43,839    | 2,64,643    | 3,37,036    |
| Total Glass and Glassware . "                                     | —          | —         | —         | —          | —          | 20,83,372   | 17,72,119   | 13,44,288   | 13,93,592   | 18,48,805   |
| <b>SLIM . Cwts.</b>   | 3,462      | 3,212     | 3,040     | 837        | 290        | 77,935      | 63,830      | 54,698      | 16,647      | 10,107      |
| <b>GRAPHITE, CRUCIBLES . TONS</b>                                 | 955        | 470       | 948       | 623        | 1,323      | 30,787      | 21,071      | 38,578      | 27,860      | 51,438      |
| <b>GUMS AND RESINS . Cwts.</b>                                    | 1,050      | 717       | 2,323     | 1,372      | 1,260      | 24,556      | 21,171      | 30,811      | 37,856      | 17,166      |
| <b>HARDWARE including OUTLET AND ELECTRO-PLATED WARE—</b>         |            |           |           |            |            |             |             |             |             |             |
| Agricultural Implements Value                                     | —          | —         | —         | —          | —          | 23,331      | 25,747      | 13,978      | 11,739      | 15,129      |
| Buckets of tinned or galvanized iron . "                          | —          | —         | —         | —          | —          | 10,750      | 2,685       | 7,012       | 85,665      | 16,338      |
| Builders' hardware, such as locks, hinges, door bolts, etc. . "   | —          | —         | —         | —          | —          | 10,17,638   | 15,48,178   | 11,71,099   | 13,27,197   | 15,23,376   |

(a) Separately recorded from 1932-33.

No. 13—continued  
GERMANY—continued  
IMPORTS THEREFROM—continued

| ARTICLES   | QUANTITY  |           |           |           |           | VALUE     |             |           |             |             |
|--|-----------|-----------|-----------|-----------|-----------|-----------|-------------|-----------|-------------|-------------|
|  | 1931-32   | 1932-33   | 1933-34   | 1934-35   | 1935-36   | 1931-32   | 1932-33     | 1933-34   | 1934-35     | 1935-36     |
|  |           |           |           |           |           | R         | R           | R         | R           | R           |
| <b>HARDWARE</b> <i>excluding</i><br><b>CUTLERY AND ELECTRO-RELATED WARE—contd.</b><br>Domestic hardware<br><i>other than enamelled</i><br>ironware . . . Value   | —         | —         | —         | —         | —         | 2,25,300  | 2,70,380    | 1,88,870  | 1,07,500    | 2,13,577    |
| Enamelled ironware . . .   | —         | —         | —         | —         | —         | 1,54,276  | 1,70,119    | 1,24,053  | 86,501      | 1,24,753    |
| Gas mantles . . .  | —         | —         | —         | —         | —         | 2,68,937  | 6,39,566    | 3,71,757  | 2,46,010    | 2,63,320    |
| Implements and tools <i>other than</i><br>agricultural implements and machine tools . . .  | —         | —         | —         | —         | —         | 6,50,119  | 6,57,935    | 3,57,540  | 8,59,100    | 12,31,636   |
| Lamps, metal . . . No.   | 1,921,750 | 2,787,169 | 2,579,278 | 3,318,080 | 4,007,169 | 22,94,613 | 26,13,736   | 23,11,763 | 35,39,158   | 38,48,552   |
| Lamps, glass . . .   | 10,999    | 2,260     | 1,254     | 1,907     | 7,727     | 24,108    | 7,549       | 2,285     | 2,137       | 1,710       |
| Parts of lamps <i>other than</i><br>glass . . . Value  | —         | —         | —         | —         | —         | 2,59,900  | 3,78,000    | 2,54,628  | 2,52,480    | 2,08,600    |
| Stoves . . . No.   | 13,488    | 24,098    | 19,417    | 13,020    | 8,353     | 20,477    | 32,331      | 20,242    | 24,804      | 20,410      |
| Other sorts . . . Value  | —         | —         | —         | —         | —         | 25,17,523 | 34,41,434   | 28,09,474 | 30,23,722   | 32,75,251   |
| <b>Total Hardware</b> <i>excluding</i><br><b>Cutlery and Electro-plated ware . . .</b>   | —         | —         | —         | —         | —         | 75,85,089 | 1,07,97,660 | 80,13,699 | 93,39,087   | 1,08,38,226 |
| <b>Hops . . . Cwts.</b>  | 392       | 334       | 316       | 320       | 317       | 17,877    | 16,618      | 22,140    | 27,136      | 23,149      |
| <b>INSTRUMENTS, APPARATUS, AND APPLIANCES, AND PARTS THEREOF—</b><br>Electrical, <i>including</i><br>telegraph and telephone apparatus not being machinery—<br>Electric fans and parts thereof . . . Value | —         | —         | —         | —         | —         | 4,14,726  | 3,80,802    | 30,317    | 1,84,369    | 3,10,014    |
| Electric wires and cables—<br>Rubber insulated<br>insulations, <i>other than</i><br>rubber . . .   | —         | —         | —         | —         | —         | 4,00,624  | 3,84,268    | 2,60,182  | 2,77,384    | 5,09,621    |
| Telegraph and telephone wires and cables . . .   | —         | —         | —         | —         | —         | 1,90,283  | 77,004      | 1,42,609  | 1,50,208    | 1,74,308    |
| Bare copper wire (Electrolytic) . . . Cwts.  | 5,513     | 3,373     | 900       | 1,005     | 892       | 2,30,573  | 1,11,009    | 27,280    | 23,257      | 30,848      |
| <b>Total Electric wires, etc. . . Value</b>  | —         | —         | —         | —         | —         | 8,28,598  | 6,15,312    | 4,30,616  | 5,70,081    | 7,58,282    |
| Telegraph and Telephone instruments and apparatus . . .  | —         | —         | —         | —         | —         | 23,206    | 78,921      | 2,77,225  | 2,44,789    | 3,16,809    |
| Electric lamps and parts thereof—<br>Gas filled electric bulbs . . . No.   | 68,297    | 80,885    | 37,262    | 65,387    | 98,728    | 89,204    | 38,009      | 40,308    | 68,606      | 1,11,371    |
| Vacuum electric bulbs . . .  | 162,018   | 141,615   | 72,439    | 104,435   | 111,812   | 68,879    | 54,953      | 23,631    | 45,771      | 53,308      |
| Electric bulbs for Automobiles . . .   | 1,228     | 3,097     | 2,896     | 2,827     | 3,771     | 1,336     | 2,417       | 615       | 744         | 940         |
| Electric bulbs for torches . . .   | 432,047   | 541,050   | 298,029   | 557,809   | 87,401    | 34,118    | 44,460      | 19,029    | 24,646      | 5,173       |
| Wireless valves . . .  | 685       | 392       | 220       | 710       | 425       | 1,956     | 2,043       | 1,836     | 3,353       | 3,204       |
| Other sorts . . .  | 51,997    | 30,895    | 46,778    | 42,740    | 101,707   | 54,009    | 49,812      | 40,102    | 47,969      | 1,21,169    |
| Parts and accessories of electric lamps . . . Value  | —         | —         | —         | —         | —         | 4,30,571  | 4,54,136    | 2,65,912  | 2,32,712    | 3,02,636    |
| Batteries . . .  | —         | —         | —         | —         | —         | 1,49,734  | 1,85,399    | 2,24,778  | 1,85,410    | 1,55,479    |
| Electro-Medical Apparatus . . .  | —         | —         | —         | —         | —         | 33,101    | 1,01,330    | 1,60,434  | 1,24,453    | 2,52,330    |
| Electric lighting accessories and fittings (including switches) . . .  | —         | —         | —         | —         | —         | 2,38,390  | 3,67,870    | 2,24,234  | 2,13,001    | 2,18,333    |
| Electric bell apparatus . . .  | —         | —         | —         | —         | —         | 7,752     | 14,755      | 27,380    | 25,932      | 32,738      |
| Accumulators . . .   | —         | —         | —         | —         | —         | 5,212     | 5,544       | 32,705    | 7,663       | 42,333      |
| Carbons, electric . . .  | —         | —         | —         | —         | —         | 32,294    | 29,943      | 61,430    | 40,241      | 61,064      |
| Motors . . .   | —         | —         | —         | —         | —         | 2,08,376  | 2,50,453    | 69,187    | 2,95,320    | 2,89,642    |
| Switch boards . . .  | —         | —         | —         | —         | —         | 21,544    | 6,686       | 3,427     | 30,475      | 18,001      |
| Electrical goods and apparatus not enumerated . . .  | —         | —         | —         | —         | —         | 6,06,206  | 3,09,417    | 5,78,083  | 7,80,480    | 6,70,754    |
| <b>Total Electrical Instruments, etc. . .</b>  | —         | —         | —         | —         | —         | 32,39,662 | 34,42,318   | 25,21,098 | 1 31,08,301 | 37,36,830   |

No. 13—continued  
 GERMANY—continued  
 IMPORTS THEREFROM—continued

| ARTICLES   | QUANTITY  |            |            |            |            | VALUE      |            |            |            |            |
|--|-----------|------------|------------|------------|------------|------------|------------|------------|------------|------------|
|  | 1931-32   | 1932-33    | 1933-34    | 1934-35    | 1935-36    | 1931-32    | 1932-33    | 1933-34    | 1934-35    | 1935-36    |
|  |           |            |            |            |            | R          | R          | R          | R          | R          |
| <b>INSTRUMENTS, APPARATUS, AND APPLIANCES, AND PARTS THEREOF—contd.</b>  |           |            |            |            |            |            |            |            |            |            |
| <b>Musical—</b>  |           |            |            |            |            |            |            |            |            |            |
| Pianos and Piano-players, complete . . . No.   | 32        | 17         | 8          | 14         | 19         | 23,598     | 14,111     | 8,137      | 14,888     | 15,92      |
| Talking machines and accessories—  |           |            |            |            |            |            |            |            |            |            |
| Talking machines . . . "   | 1,162     | 1,088      | 493        | 795        | 845        | 97,000     | 31,038     | 10,462     | 7,412      | 7,931      |
| Records . . . "  | 65,240    | 31,437     | 16,418     | 6,249      | 2,695      | 56,038     | 25,252     | 13,747     | 5,568      | 2,491      |
| Accessories . . . Value  | —         | —          | —          | —          | —          | 1,32,596   | 1,76,081   | 1,32,278   | 1,17,859   | 82,241     |
| Other sorts, including parts of musical instruments . . . "  | —         | —          | —          | —          | —          | 2,78,657   | 2,70,238   | 2,16,455   | 2,05,600   | 2,41,271   |
| <b>Total Musical . . . "</b>   | —         | —          | —          | —          | —          | 5,30,914   | 5,16,705   | 3,81,079   | 3,61,272   | 3,49,866   |
| <b>Optical</b>   |           |            |            |            |            |            |            |            |            |            |
| Photographs—   |           |            |            |            |            | 1,74,336   | 1,15,189   | 2,06,071   | 1,62,382   | 1,61,839   |
| Cinematograph—   |           |            |            |            |            |            |            |            |            |            |
| Raw films . . . Length in feet   | 8,416,685 | 11,933,492 | 16,895,271 | 27,687,733 | 17,238,895 | 3,56,856   | 5,06,060   | 7,58,364   | 10,04,765  | 6,71,133   |
| Exposed films . . . "  | 1,105,115 | 165,314    | 120,680    | 100,205    | 48,534     | 1,62,805   | 41,607     | 31,560     | 54,445     | 10,160     |
| <b>Total of Cinematograph films . . . "</b>  | 9,521,800 | 12,098,806 | 17,015,951 | 27,787,938 | 17,287,429 | 5,19,661   | 6,37,667   | 7,89,924   | 10,59,210  | 6,81,293   |
| Photographic other than Cinematograph films . . . Value  | —         | —          | —          | —          | —          | 6,94,271   | 7,35,448   | 7,45,841   | 8,37,901   | 10,39,502  |
| Scientific . . . "   | —         | —          | —          | —          | —          | 3,06,797   | 4,05,868   | 2,75,909   | 3,03,272   | 3,75,743   |
| Surgical . . . "   | —         | —          | —          | —          | —          | 4,06,807   | 4,12,863   | 3,89,760   | 4,95,950   | 4,49,164   |
| Wireless apparatus . . . "   | —         | —          | —          | —          | —          | 47,353     | 48,809     | 55,914     | 77,574     | 93,203     |
| Other kinds . . . "  | —         | —          | —          | —          | —          | 1,72,365   | 2,17,218   | 2,35,335   | 2,43,738   | 4,99,350   |
| <b>Total Instruments, Apparatus, and Appliances, and parts thereof . . . "</b>   | —         | —          | —          | —          | —          | 61,41,970  | 65,32,065  | 55,94,131  | 67,99,601  | 73,67,792  |
| <b>IVORY—</b>  |           |            |            |            |            |            |            |            |            |            |
| Unmanufactured . . . Lbs.  | 16,774    | 23,170     | 18,116     | 13,943     | 13,898     | 1,15,448   | 1,98,367   | 1,03,137   | 71,703     | 73,207     |
| <b>JEWELLERY (excluding Imitation Jewellery, and Precious Stones and Pearls, unset), also Plates of Gold and Silver—</b> |           |            |            |            |            |            |            |            |            |            |
| Jewellery . . . Value  | —         | —          | —          | —          | —          | 9,118      | 9,102      | 29,014     | 16,484     | 17,340     |
| Plate of gold and silver . . . "   | —         | —          | —          | —          | —          | 5,892      | 15,536     | 15,398     | 14,246     | 6,513      |
| <b>Total Jewellery . . . "</b>   | —         | —          | —          | —          | —          | 15,010     | 24,638     | 25,907     | 30,730     | 23,853     |
| <b>LEATHER—</b>  |           |            |            |            |            |            |            |            |            |            |
| Hides, tanned or dressed . . . } Tons  | ..        | 5          | ..         | ..         | ..         | } 9,278    | } 33,539   | } 6,446    | } ..       | } ..       |
| .. . . . . } —No.  | ..        | —6,030     | 1,078      | ..         | ..         |            |            |            |            |            |
| Skins, tanned or dressed . . . } Tons  | 12        | 25         | 31         | 51         | 52         | } 1,76,345 | } 2,51,315 | } 2,01,466 | } 3,97,095 | } 4,69,579 |
| .. . . . . } —No.  | —50,997   | —105,027   | —85,015    | —123,801   | —172,948   |            |            |            |            |            |
| Unwrought . . . Cwts.  | 343       | 1,723      | 4,523      | 3,605      | 385        | 29,620     | 76,548     | 1,00,069   | 1,07,493   | 1,72,461   |
| Leather cloth (including artificial leather) . . . Sq. yds.  | 19,933    | 10,068     | 17,239     | 33,411     | 25,599     | 18,800     | 5,345      | 8,533      | 3,073      | 11,014     |
| <b>Manufactures (including boots and shoes and bolting for machinery)—</b>   |           |            |            |            |            |            |            |            |            |            |
| Bags and trunks . . . Cwts.  | 42        | 25         | 43         | 44         | 37         | 13,454     | 11,338     | 21,147     | 19,357     | 23,030     |
| Pickers Picking bands and straps . . . "   | 125       | 94         | 66         | 15         | 33         | 13,249     | 14,210     | 9,232      | 2,021      | 4,593      |
| Roller Skins . . . "   | 192       | 169        | 64         | 110        | 179        | 29,122     | 44,723     | 17,159     | 25,133     | 33,204     |
| Other sorts . . . Value  | 10        | 27         | 55         | 22         | 30         | 16,749     | 27,310     | 39,533     | 15,320     | 24,613     |
| <b>Total Leather . . . "</b>   | —         | —          | —          | —          | —          | 63,320     | 65,939     | 33,603     | 61,364     | 76,195     |
| <b>Total Leather . . . "</b>   | —         | —          | —          | —          | —          | 3,39,997   | 5,75,467   | 5,32,143   | 4,36,401   | 3,06,584   |
| <b>LIQUORS including DENATURED AND PERFUMED SPIRITS—</b>   |           |            |            |            |            |            |            |            |            |            |
| <b>Ale, beer and Porter—</b>   |           |            |            |            |            |            |            |            |            |            |
| Ale and beer—  |           |            |            |            |            |            |            |            |            |            |
| In bottle . . . Gals.  | 550,039   | 505,074    | 373,338    | 361,648    | 446,281    | 14,56,322  | 14,24,922  | 10,53,068  | 9,80,613   | 11,63,607  |
| In bulk . . . "  | 4,554     | 1,933      | 2,100      | 371        | 3,831      | 26,055     | 5,893      | 6,326      | 729        | 10,296     |

No. 13—continued  
GERMANY—continued

## IMPORTS THEREFROM—continued

| ARTICLES   | QUANTITY |         |         |         |         | VALUE     |           |           |           |           |
|--|----------|---------|---------|---------|---------|-----------|-----------|-----------|-----------|-----------|
|  | 1931-32  | 1932-33 | 1933-34 | 1934-35 | 1935-36 | 1931-32   | 1932-33   | 1933-34   | 1934-35   | 1935-36   |
| <b>LIQUORS including DENATURED AND PERFUMED SPIRITS—contd.</b>   |          |         |         |         |         | R         | R         | R         | R         | R         |
| Spirits—   |          |         |         |         |         |           |           |           |           |           |
| Brandy . . . . . Gals.   | 5,672    | 3,459   | 2,741   | 2,442   | 2,320   | 34,238    | 26,241    | 22,292    | 20,562    | 24,864    |
| Spirit, present in drugs, medicines, or chemicals . . . . . "  | 4,588    | 4,815   | 4,088   | 5,325   | 5,862   | 92,381    | 1,09,800  | 1,16,727  | 1,33,678  | 1,00,597  |
| Spirit, perfumed . . . . . "   | 3,172    | 1,410   | 2,252   | 2,940   | 2,117   | 1,62,909  | 83,240    | 1,48,985  | 1,76,391  | 1,34,485  |
| Other sorts . . . . . "  | 2,425    | 1,584   | 2,514   | 2,979   | 2,820   | 36,737    | 26,508    | 50,921    | 64,088    | 58,011    |
| Total Spirit . . . . . "   | 15,855   | 11,268  | 12,445  | 13,687  | 13,937  | 3,23,265  | 2,45,798  | 3,39,875  | 3,94,719  | 3,77,057  |
| <b>Wines—</b>  |          |         |         |         |         |           |           |           |           |           |
| Champagne and other sparkling wines . . . . . "  | 543      | 778     | 1,146   | 704     | 709     | 9,170     | 10,542    | 20,950    | 14,499    | 12,141    |
| Still red wines other than port . . . . . "  | 1,711    | 2,374   | 2,898   | 2,405   | 2,453   | 10,126    | 14,211    | 16,968    | 17,584    | 10,859    |
| Still white wines other than sherry, madeira and marsala . . . . . "   | 686      | 1,147   | 1,380   | 1,462   | 1,124   | 7,551     | 13,097    | 15,287    | 19,980    | 14,384    |
| Other sorts including Vermouth and Ginger wine . . . . . "   | 888      | 225     | 605     | 1,145   | 947     | 5,990     | 1,385     | 4,497     | 6,772     | 7,427     |
| Total Wines . . . . . "  | 3,828    | 4,524   | 6,089   | 5,716   | 5,233   | 32,840    | 45,235    | 57,732    | 54,825    | 58,811    |
| Other sorts of liquors . . . . . "   | ..       | 600     | 200     | 400     | 167     | ..        | 1,775     | 350       | 1,082     | 482       |
| Total Liquors . . . . . "  | 574,276  | 523,449 | 894,172 | 884,822 | 469,149 | 18,43,478 | 17,28,624 | 14,57,851 | 14,31,963 | 16,06,153 |
| <b>MACHINERY AND MILLWORK—</b>   |          |         |         |         |         |           |           |           |           |           |
| Prime-movers (other than electrical)—  |          |         |         |         |         |           |           |           |           |           |
| Locomotives (including those for railways)—  |          |         |         |         |         |           |           |           |           |           |
| Oil engines . . . . . No.  | 4        | ..      | 2       | ..      | 3       | 24,430    | ..        | 438       | ..        | 14,439    |
| Parts of oil engines . . . . . Value   | ..       | ..      | ..      | ..      | ..      | 2,371     | 261       | 1,329     | 290       | 2,997     |
| Steam Engines . . . . . No.  | 3        | 3       | 15      | 2       | ..      | 28,238    | 9,243     | 1,909     | 20,778    | ..        |
| Parts of Steam Engines . . . . . Value   | ..       | ..      | ..      | ..      | ..      | 39,395    | 50,296    | 8,566     | 11,291    | 22,875    |
| Railway Locomotives, engines, tenders and parts thereof . . . . . "  | ..       | ..      | ..      | ..      | ..      | 14,91,738 | 3,02,224  | 2,81,954  | 2,87,200  | 3,38,146  |
| Others . . . . . "   | ..       | ..      | ..      | ..      | ..      | 738       | 3,201     | 182       | 481       | 23,059    |
| Other than Locomotives—  |          |         |         |         |         |           |           |           |           |           |
| Gas Engines . . . . . No.  | 3        | 1       | ..      | 1       | ..      | 5,554     | 6,258     | ..        | 1,600     | ..        |
| Parts of Gas Engines . . . . . Value   | ..       | ..      | ..      | ..      | ..      | ..        | 565       | 60        | 14,140    | 609       |
| Oil Engines . . . . . No.  | 116      | 245     | 256     | 246     | 295     | 4,04,423  | 3,14,801  | 4,24,107  | 3,41,570  | 5,05,324  |
| Parts of Oil Engines . . . . . Value   | ..       | ..      | ..      | ..      | ..      | 95,491    | 73,097    | 93,876    | 1,49,174  | 2,09,250  |
| Steam Engines . . . . . No.  | ..       | 5       | 18      | ..      | 4       | ..        | 71,914    | 91,648    | ..        | 12,771    |
| Parts of Steam Engines . . . . . Value   | ..       | ..      | ..      | ..      | ..      | 9,498     | 13,095    | 18,094    | 26,582    | 8,244     |
| Others . . . . . "   | ..       | ..      | ..      | ..      | ..      | 5,509     | 43,155    | 10,013    | 5,493     | 19,429    |
| <b>Electrical machinery of all kinds, not including instruments, apparatus, and appliances, and parts thereof—</b> |          |         |         |         |         |           |           |           |           |           |
| Control and switch gear . . . . . "  | ..       | ..      | ..      | ..      | ..      | 2,06,261  | 1,21,491  | 1,29,820  | 2,30,101  | 3,35,426  |
| Generators, alternators and dynamos . . . . . "  | ..       | ..      | ..      | ..      | ..      | 3,09,233  | 1,19,892  | 1,43,040  | 2,17,818  | 1,93,270  |
| Motors . . . . . "   | ..       | ..      | ..      | ..      | ..      | 2,57,627  | 2,59,194  | 2,33,329  | 6,71,093  | 3,51,953  |
| Transformers . . . . . "   | ..       | ..      | ..      | ..      | ..      | 55,100    | 29,457    | 40,177    | 31,700    | 1,11,427  |
| Turbogenerating sets . . . . . "   | ..       | ..      | ..      | ..      | ..      | 97,598    | ..        | 7,968     | 45,273    | 1,18,969  |
| Others . . . . . "   | ..       | ..      | ..      | ..      | ..      | 5,79,721  | 6,06,899  | 4,76,008  | 3,28,022  | 12,47,909 |
| Total Electrical machinery of all kinds, etc. . . . . "  | ..       | ..      | ..      | ..      | ..      | 15,05,550 | 10,36,938 | 10,36,742 | 21,24,007 | 29,13,954 |
| <b>Machinery, not being prime-movers or electrical machinery—</b>  |          |         |         |         |         |           |           |           |           |           |
| Aerated water making machinery . . . . . "   | ..       | ..      | ..      | ..      | ..      | 10,472    | 3,432     | 4,898     | 3,158     | 4,543     |
| Agricultural machinery—  |          |         |         |         |         |           |           |           |           |           |
| Agricultural tractors and parts . . . . . "  | ..       | ..      | ..      | ..      | ..      | 10,936    | 13,153    | 20,723    | 57,140    | 90,324    |
| Other sorts . . . . . "  | ..       | ..      | ..      | ..      | ..      | 23,641    | 64,100    | 93,270    | 1,35,543  | 1,52,019  |
| Boilers . . . . . "  | ..       | ..      | ..      | ..      | ..      | 7,03,521  | 1,10,331  | 1,33,631  | 2,33,773  | 2,56,037  |
| Boot and shoe manufacturing machinery . . . . . "  | ..       | ..      | ..      | ..      | ..      | 10,422    | 393       | 4,613     | 1,02,267  | 29,937    |

No. 13—continued  
GERMANY—continued  
IMPORTS THEREFROM—continued

| ARTICLES  | QUANTITY |         |         |         |         | VALUE       |           |             |             |             |
|---|----------|---------|---------|---------|---------|-------------|-----------|-------------|-------------|-------------|
|   | 1931-32  | 1932-33 | 1933-34 | 1934-35 | 1935-36 | 1931-32     | 1932-33   | 1933-34     | 1934-35     | 1935-36     |
| <b>MACHINERY AND MILLWORK—</b><br><i>continued</i>                            |          |         |         |         |         | R           | R         | R           | R           | R           |
| Machinery not being prime-movers<br>or electrical machinery— <i>continued</i> |          |         |         |         |         |             |           |             |             |             |
| Leather tanning and<br>curing machinery . Value                               | —        | —       | —       | —       | —       | 1,657       | 7,455     | 12,801      | 5,561       | 27,070      |
| Metal working machinery "   | —        | —       | —       | —       | —       | 2,77,084    | 2,02,040  | 2,03,579    | 1,80,808    | 3,05,853    |
| Mining machinery . "  | —        | —       | —       | —       | —       | 60,508      | 796       | 168         | 2,16,822    | 1,41,705    |
| Oil crushing and refining<br>machinery . "                                    | —        | —       | —       | —       | —       | 7,86,049    | 5,28,001  | 5,06,216    | 0,42,061    | 7,32,015    |
| Paper mill machinery . "  | —        | —       | —       | —       | —       | 27,298      | 26,802    | 46,001      | 54,557      | 1,22,061    |
| Pumping machinery (a) "   | —        | —       | —       | —       | —       | —           | —         | 1,26,357    | 2,00,198    | 2,52,147    |
| Refrigerating machinery "   | —        | —       | —       | —       | —       | 19,091      | 57,326    | 18,346      | 18,710      | 1,10,066    |
| Rice and flour mill<br>machinery . . "  | —        | —       | —       | —       | —       | 2,69,014    | 3,41,785  | 1,51,606    | 2,22,221    | 2,50,882    |
| Saw mill and wood<br>working machinery "                                      | —        | —       | —       | —       | —       | 23,550      | 23,090    | 23,809      | 28,070      | 70,072      |
| Sewing and knitting<br>machines and parts<br>thereof—                         |          |         |         |         |         |             |           |             |             |             |
| Sewing and knitting<br>machines . No.   | 12,560   | 10,031  | 13,795  | 8,138   | 21,880  | 19,3,773    | 9,95,058  | 11,09,028   | 18,93,330   | 16,16,580   |
| Parts of sewing and<br>knitting machines<br>and accessories . Value           | —        | —       | —       | —       | —       | 1,03,271    | 1,00,027  | 2,23,828    | 3,35,008    | 2,85,048    |
| Total Sewing and Knit-<br>ting machines, etc. "                               | —        | —       | —       | —       | —       | 11,32,060   | 11,95,080 | 13,32,856   | 17,20,037   | 19,02,228   |
| Sugar machinery . . "   | —        | —       | —       | —       | —       | 1,18,079    | 17,83,640 | 33,11,442   | 11,41,061   | 10,74,103   |
| Tea machinery . . "   | —        | —       | —       | —       | —       | 1,106       | 36,526    | 555         | ..          | 27,065      |
| Textile machinery—  |          |         |         |         |         |             |           |             |             |             |
| Cotton—   |          |         |         |         |         |             |           |             |             |             |
| Bleaching and dyeing<br>machinery . "   | —        | —       | —       | —       | —       | 93,724      | 74,010    | 2,04,419    | 2,08,587    | 4,18,100    |
| Printing machinery "  | —        | —       | —       | —       | —       | 2,300       | 73,835    | 33,385      | 6,204       | 7,577       |
| Spinning . . . "  | —        | —       | —       | —       | —       | 5,91,646    | 2,02,726  | 3,63,446    | 2,23,481    | 3,43,106    |
| Weaving . . . "   | —        | —       | —       | —       | —       | 4,65,361    | 5,58,229  | 9,50,144    | 3,70,575    | 2,87,066    |
| Other sorts . . . "   | —        | —       | —       | —       | —       | 1,49,104    | 3,00,603  | 2,76,044    | 5,59,389    | 0,58,785    |
| Jute machinery  | —        | —       | —       | —       | —       | —           | —         | —           | —           | —           |
| Shuttles (excluding<br>those for sewing<br>machines) . . "                    | —        | —       | —       | —       | —       | 30,910      | 28,772    | 25,429      | 50,417      | 3,53,086    |
| Wool machinery . . "  | —        | —       | —       | —       | —       | 41,767      | 9,444     | 1,567       | 5,412       | 7,014       |
| Other sorts . . . "   | —        | —       | —       | —       | —       | 20,004      | 30,064    | 20,724      | 1,703       | 13,278      |
| Total Textile machinery "   | —        | —       | —       | —       | —       | 18,20,304   | 16,13,744 | 22,92,274   | 17,92,726   | 23,24,024   |
| Typewriters and parts "   | —        | —       | —       | —       | —       | 50,497      | 18,475    | 85,518      | 52,673      | 1,55,260    |
| Other sorts of machinery "  | —        | —       | —       | —       | —       | 22,42,352   | 17,71,108 | 26,87,124   | 24,04,095   | 41,86,455   |
| Total Machinery and<br>Millwork . . . "                                       | —        | —       | —       | —       | —       | 1,12,27,134 | 99,05,667 | 1,31,77,104 | 1,26,57,783 | 1,64,14,925 |
| <b>MANURES—</b>   |          |         |         |         |         |             |           |             |             |             |
| Nitrogenous—  |          |         |         |         |         |             |           |             |             |             |
| Nitrate of Soda . Tons  | 520      | 165     | 205     | 99      | 289     | 86,202      | 21,816    | 25,296      | 10,573      | 29,879      |
| Sulphate of Ammonia "   | 120      | 286     | 10      | ..      | 100     | 14,545      | 34,080    | 1,635       | ..          | 10,034      |
| Others . . . . "  | ..       | ..      | ..      | ..      | ..      | 151         | 45        | ..          | 4           | ..          |
| Potassic—   |          |         |         |         |         |             |           |             |             |             |
| Muriate of potash . . "   | 3,258    | 1,024   | 1,155   | 875     | 1,086   | 3,85,405    | 1,41,932  | 1,43,326    | 89,332      | 1,03,580    |
| Others . . . . . "  | 1,151    | 112     | 296     | 1,000   | 497     | 1,08,368    | 20,514    | 46,814      | 1,15,613    | 52,004      |
| Phosphatic—   |          |         |         |         |         |             |           |             |             |             |
| Super Phosphate . . "   | 130      | 252     | ..      | ..      | 170     | 3,384       | 14,166    | ..          | ..          | 8,041       |
| Others . . . . . "  | 60       | 80      | 81      | ..      | ..      | 2,819       | 3,781     | 12,088      | ..          | ..          |
| Compounds—  |          |         |         |         |         |             |           |             |             |             |
| Ammonium Phosphate "  | 20       | 3       | ..      | ..      | ..      | 12,020      | 2,408     | ..          | ..          | ..          |
| Others . . . . . "  | 57       | 250     | 50      | ..      | ..      | 14,311      | 12,225    | 7,537       | 17          | ..          |
| Total Manures "   | 5,326    | 2,172   | 1,797   | 1,974   | 2,112   | 4,16,114    | 2,50,987  | 2,41,296    | 2,16,030    | 2,03,598    |
| Matches . gross of boxes  | 1        | 251     | ..      | 12,678  | 24,930  | 533         | 852       | ..          | 13,799      | 23,555      |
| <b>METALS AND ORES—</b>   |          |         |         |         |         |             |           |             |             |             |
| Aluminium—  |          |         |         |         |         |             |           |             |             |             |
| Wrought—  |          |         |         |         |         |             |           |             |             |             |
| Circles . . . . Cwt.  | 5,423    | 157     | 4,163   | 134     | 16,308  | 3,84,188    | 10,500    | 3,01,614    | 9,432       | 10,38,845   |
| Sheets . . . . . "  | 372      | 108     | 314     | 288     | 437     | 29,654      | 10,154    | 26,393      | 24,625      | 31,092      |
| Other manufactures "  | 1,316    | 3,057   | 2,022   | 2,877   | 3,690   | 2,03,147    | 3,65,116  | 2,64,977    | 3,21,251    | 4,35,477    |

(a) Separately recorded from 1933-34.

## No. 13—continued

GERMANY—continued  
IMPORTS THEREFROM—continued

| ARTICLES   | QUANTITY       |                |                |                |                | VALUE            |                  |                  |                  |                  |
|--|----------------|----------------|----------------|----------------|----------------|------------------|------------------|------------------|------------------|------------------|
|  | 1931-32        | 1932-33        | 1933-34        | 1934-35        | 1935-36        | 1931-32          | 1932-33          | 1933-34          | 1934-35          | 1935-36          |
| <b>BRASSES AND BRONZES—continued</b>                           |                |                |                |                |                | R                | R                | R                | R                | R                |
| Brass, Bronze, and similar alloys and manufactures thereof—    |                |                |                |                |                |                  |                  |                  |                  |                  |
| Wrought—   |                |                |                |                |                |                  |                  |                  |                  |                  |
| Mixed or yellow metal, for sheathing Cwts.                     | 179,491        | 236,700        | 170,401        | 247,418        | 220,211        | 62,72,078        | 72,16,083        | 47,37,831        | 60,71,000        | 53,24,807        |
| Rods . . . . .   | 3,144          | 5,132          | 218            | 345            | 1,198          | 90,680           | 1,30,353         | 7,276            | 10,080           | 23,892           |
| Sheets . . . . .   | 3,060          | 1,244          | 1,619          | 4,491          | 1,178          | 2,11,232         | 52,982           | 53,491           | 1,27,598         | 36,290           |
| Tubes . . . . .  | 937            | 1,084          | 775            | 681            | 1,717          | 45,254           | 47,403           | 35,179           | 44,822           | 64,314           |
| Wire . . . . .   | 872            | 1,213          | 531            | 431            | 809            | 28,000           | 45,878           | 19,694           | 18,712           | 11,060           |
| Other sorts . . . . .  | 11,676         | 10,789         | 1,775          | 2,957          | 3,465          | 4,82,796         | 5,04,886         | 1,73,812         | 2,01,701         | 2,35,582         |
| <b>Total Brass, Bronze, etc. . . . .</b>                       | <b>199,180</b> | <b>256,261</b> | <b>175,319</b> | <b>257,028</b> | <b>228,078</b> | <b>70,40,780</b> | <b>80,03,086</b> | <b>50,32,283</b> | <b>64,71,018</b> | <b>57,01,454</b> |
| <b>Copper—</b>   |                |                |                |                |                |                  |                  |                  |                  |                  |
| Old for remanufacture . . . . .                                | 801            | 174            | ..             | ..             | 173            | 29,528           | 5,223            | ..               | ..               | 6,698            |
| Wrought—   |                |                |                |                |                |                  |                  |                  |                  |                  |
| Brackets . . . . .   | ..             | ..             | 2,410          | 1,062          | 124            | ..               | ..               | 69,650           | 25,794           | 4,145            |
| Sheets . . . . .   | 58,354         | 181,553        | 95,148         | 104,067        | 146,096        | 24,32,168        | 62,41,802        | 28,34,199        | 28,16,091        | 39,10,784        |
| Rods . . . . .   | 3,436          | 3,752          | 1,370          | 657            | 744            | 1,26,455         | 1,17,334         | 55,334           | 18,283           | 22,500           |
| Tubes . . . . .  | 1,737          | 1,553          | 2,105          | 1,515          | 2,477          | 81,134           | 67,103           | 33,361           | 65,721           | 93,706           |
| Wire excluding wire of telegraph and telephone . . . . .       | 871            | 2,175          | 1,098          | 634            | 1,106          | 40,670           | 37,355           | 39,750           | 21,980           | 36,603           |
| Others . . . . .   | 2,396          | 3,379          | 1,083          | 910            | 1,526          | 1,22,641         | 2,04,732         | 90,930           | 67,005           | 1,01,000         |
| <b>Total Copper . . . . .</b>                                  | <b>67,676</b>  | <b>192,586</b> | <b>103,713</b> | <b>108,345</b> | <b>152,240</b> | <b>23,35,536</b> | <b>67,23,599</b> | <b>32,28,724</b> | <b>30,14,874</b> | <b>41,32,432</b> |
| <b>Ferro-alloys . . . . . Tons</b>                             | <b>65</b>      | <b>343</b>     | <b>166</b>     | <b>399</b>     | <b>866</b>     | <b>12,297</b>    | <b>96,255</b>    | <b>30,450</b>    | <b>36,306</b>    | <b>2,40,668</b>  |
| <b>German silver (including nickel silver) . . . . . Cwts.</b> | <b>3,123</b>   | <b>802</b>     | <b>2,467</b>   | <b>3,662</b>   | <b>11,164</b>  | <b>2,33,049</b>  | <b>69,818</b>    | <b>1,44,321</b>  | <b>2,31,840</b>  | <b>6,35,544</b>  |
| <b>Iron—</b>   |                |                |                |                |                |                  |                  |                  |                  |                  |
| Manufactures—  |                |                |                |                |                |                  |                  |                  |                  |                  |
| Angle, bolt and rod Tons                                       | 1,535          | 1              | 511            | 898            | 5              | 1,47,368         | 230              | 49,190           | 35,190           | 1,008            |
| Bars and channels . . . . .                                    | 53             | 14             | 23             | 22             | 13             | 13,211           | 3,567            | 6,026            | 3,564            | 3,414            |
| <b>Steel—</b>  |                |                |                |                |                |                  |                  |                  |                  |                  |
| Angle and Tee . . . . .  | 130            | 16             | 150            | 229            | 538            | 11,250           | 1,741            | 11,713           | 22,600           | 47,697           |
| Spring . . . . .   | ..             | 2              | 1              | 1              | ..             | ..               | 493              | 906              | 400              | ..               |
| Bars, other than cast (a), . . . . .                           | 1,370          | 2,325          | 3,142          | 2,391          | ..             | 1,63,261         | 2,62,016         | 2,95,010         | 2,79,650         | ..               |
| Under ½ inch round or square (b) . . . . .                     | ..             | ..             | ..             | ..             | 594            | ..               | ..               | ..               | ..               | 48,024           |
| All others (b) . . . . .                                       | ..             | ..             | ..             | ..             | 4,228          | ..               | ..               | ..               | ..               | 4,15,330         |
| Cast—  |                |                |                |                |                |                  |                  |                  |                  |                  |
| Tool Steel—  |                |                |                |                |                |                  |                  |                  |                  |                  |
| High speed . . . . .   | 7              | 11             | 17             | 38             | 23             | 11,323           | 17,338           | 25,702           | 14,417           | 44,000           |
| Carbon . . . . .   | 5              | 26             | 19             | 27             | 30             | 3,004            | 11,045           | 10,688           | 9,941            | 14,720           |
| Cast Steel Bars . . . . .                                      | 6              | 21             | 5              | 1              | 2              | 4,580            | 25,198           | 11,568           | 2,603            | 408              |
| Other cast steel . . . . .                                     | 33             | 132            | 41             | 6              | ..             | 23,147           | 43,291           | 12,467           | 1,036            | ..               |
| Ingots, blooms, billets and slabs . . . . .                    | ..             | ..             | ..             | 55             | 141            | ..               | ..               | 200              | 5,755            | 11,311           |
| <b>Total Steel . . . . .</b>                                   | <b>1,600</b>   | <b>3,033</b>   | <b>3,375</b>   | <b>3,248</b>   | <b>5,550</b>   | <b>2,10,371</b>  | <b>3,62,466</b>  | <b>3,68,210</b>  | <b>3,37,130</b>  | <b>5,34,151</b>  |
| <b>Iron or Steel—</b>  |                |                |                |                |                |                  |                  |                  |                  |                  |
| Beams, channels, pillars, girders, and bridgework . . . . .    | 5,973          | 1,138          | 2,295          | 4,395          | 6,337          | 4,66,469         | 75,333           | 1,78,030         | 3,40,768         | 4,30,464         |
| Bolts and nuts . . . . .                                       | 861            | 723            | 740            | 1,773          | 5,219          | 2,74,373         | 3,22,791         | 2,95,433         | 5,54,816         | 11,37,230        |
| Fencing materials including fencing wire . . . . .             | 1,106          | 1,464          | 1,256          | 2,049          | 2,202          | 3,55,314         | 5,31,042         | 4,28,396         | 5,57,949         | 4,03,536         |
| Hoops and strips . . . . .                                     | 1,334          | 2,017          | 3,521          | 3,945          | 6,515          | 1,51,159         | 2,64,278         | 4,34,425         | 5,46,015         | 3,27,200         |
| Nails, rivets and washers (excluding wire nails) . . . . .     | 739            | 625            | 336            | 566            | 4,177          | 2,05,683         | 2,42,433         | 1,49,017         | 2,00,212         | 3,33,437         |
| Pipes and fittings, cast . . . . .                             | 13             | 56             | 21             | 23             | 30             | 7,297            | 13,370           | 9,710            | 11,525           | 19,922           |
| Rails, chairs and fishplates, etc. . . . .                     | 340            | 506            | 355            | 44             | 1,202          | 40,732           | 50,543           | 43,145           | 3,717            | 39,391           |
| <b>Screws—</b>   |                |                |                |                |                |                  |                  |                  |                  |                  |
| Wood . . . . .   | 37             | 45             | 8              | 155            | 219            | 19,120           | 23,420           | 4,055            | 55,012           | 30,415           |
| Metal thread . . . . .   | 10             | 8              | 5              | 29             | 12             | 6,335            | 3,096            | 2,056            | 10,195           | 3,321            |

(a) Sub-divided into separate heads from 1935-36.  
(b) Separately recorded from 1935-36.

No. 13—continued

GERMANY—continued  
IMPORTS THEREFROM—continued

| ARTICLES   | QUANTITY      |               |               |               |               | VALUE              |                    |                    |                    |                    |
|--|---------------|---------------|---------------|---------------|---------------|--------------------|--------------------|--------------------|--------------------|--------------------|
|  | 1931-32       | 1932-33       | 1933-34       | 1934-35       | 1935-36       | 1931-32            | 1932-33            | 1933-34            | 1934-35            | 1935-36            |
| <b>METALS AND ORES—continued</b>   |               |               |               |               |               |                    |                    |                    |                    |                    |
| <b>Iron or Steel—continued</b>   |               |               |               |               |               |                    |                    |                    |                    |                    |
| <b>Sheets and Plates—</b>  |               |               |               |               |               |                    |                    |                    |                    |                    |
| Galvanized—  |               |               |               |               |               |                    |                    |                    |                    |                    |
| Corrugated . . . Tons  | 117           | 143           | 30            | 1,313         | 30            | 19,637             | 19,046             | 3,885              | 2,04,930           | 4,133              |
| Plain . . . "  | 973           | 333           | 55            | 8             | 516           | 1,40,153           | 49,893             | 8,634              | 1,263              | 70,996             |
| Tinned—  |               |               |               |               |               |                    |                    |                    |                    |                    |
| Tinplates . . . "  | 6             | 71            | 1,924         | 356           | 73            | 1,453              | 23,304             | 5,34,633           | 1,02,049           | 23,120             |
| Not galvanized or tinned—  |               |               |               |               |               |                    |                    |                    |                    |                    |
| Sheets up to ½ inch thick . . . "  | 11            | 2             | 26            | 303           | 1,731         | 1,551              | 1,351              | 5,572              | 89,033             | 1,72,699           |
| Plates over ½ inch thick . . . "   | 53            | 1             | 11            | 115           | 1,092         | 3,026              | 255                | 1,136              | 16,101             | 1,31,507           |
| Other sorts . . . "  | ..            | ..            | ..            | 145           | 1             | ..                 | ..                 | ..                 | 24,313             | 663                |
| <b>Total Sheets and Plates . . . "</b>   | <b>1,163</b>  | <b>550</b>    | <b>2,046</b>  | <b>2,745</b>  | <b>3,443</b>  | <b>1,70,830</b>    | <b>93,949</b>      | <b>5,53,339</b>    | <b>4,37,749</b>    | <b>4,06,167</b>    |
| Sleepers and Key of steel or iron for Railways . . . "                               | 236           | 16            | 59            | 105           | 196           | 31,167             | 1,133              | 6,544              | 11,994             | 16,937             |
| Tubes, pipes, and fittings, wrought . . . "  | 3,305         | 4,335         | 3,503         | 6,773         | 27,322        | 9,57,203           | 10,79,533          | 7,66,949           | 14,43,200          | 39,05,973          |
| Wire nails . . . "   | 2,325         | 2,335         | 1,130         | 1,636         | 1,301         | 3,32,633           | 4,20,330           | 1,36,619           | 2,40,015           | 1,33,730           |
| Wire rope—   |               |               |               |               |               |                    |                    |                    |                    |                    |
| Black . . . "  | 150           | 123           | 139           | 179           | 230           | 62,232             | 56,412             | 59,099             | 32,016             | 1,12,715           |
| Galvanized . . . "   | 319           | 223           | 195           | 132           | 223           | 99,601             | 90,400             | 75,410             | 30,321             | 71,453             |
| Wire, other than fencing wire . . . "  | 4,450         | 3,994         | 2,305         | 2,333         | 2,337         | 6,00,275           | 6,39,092           | 4,10,505           | 3,47,941           | 3,47,336           |
| Other manufactures of iron or steel . . . "  | 305           | 797           | 242           | 327           | 1,037         | 3,06,639           | 1,67,035           | 63,016             | 33,332             | 2,23,440           |
| <b>Total of Iron or Steel . . . "</b>  | <b>23,415</b> | <b>18,990</b> | <b>18,766</b> | <b>27,264</b> | <b>32,146</b> | <b>41,07,706</b>   | <b>41,75,211</b>   | <b>37,27,353</b>   | <b>50,13,447</b>   | <b>92,99,727</b>   |
| <b>Lead—</b>   |               |               |               |               |               |                    |                    |                    |                    |                    |
| Wrought—   |               |               |               |               |               |                    |                    |                    |                    |                    |
| Pipes and tubes . . . Cwts.  | 309           | 422           | 912           | 43            | 1,171         | 17,915             | 14,400             | 13,243             | 3,444              | 10,150             |
| Other sorts . . . "  | 603           | 119           | 342           | 1,037         | 352           | 16,724             | 4,395              | 43,353             | 53,314             | 44,016             |
| <b>Total Lead (excluding ore) . . . "</b>  | <b>1,417</b>  | <b>541</b>    | <b>1,754</b>  | <b>1,079</b>  | <b>2,023</b>  | <b>34,639</b>      | <b>18,795</b>      | <b>56,606</b>      | <b>61,758</b>      | <b>60,166</b>      |
| Quicksilver . . . Lbs.   | 193           | 2,234         | 4,443         | 637           | 6,335         | 971                | 10,723             | 16,563             | 2,019              | 17,722             |
| Tin . . . Cwts.  | 50            | 53            | 155           | 120           | 210           | 5,544              | 6,613              | 27,033             | 9,420              | 43,619             |
| Zinc or Spelter—   |               |               |               |               |               |                    |                    |                    |                    |                    |
| Unwrought . . . "  | 17,153        | 27,407        | 17,133        | 23,930        | 63,932        | 1,99,421           | 3,09,032           | 2,16,917           | 3,26,054           | 6,12,791           |
| Wrought or manufactured . . . "  | 5,627         | 1,342         | 2,061         | 3,325         | 4,136         | 39,621             | 20,595             | 44,203             | 71,476             | 65,544             |
| <b>Metals, unenumerated . . . "</b>  | <b>2,952</b>  | <b>2,743</b>  | <b>2,073</b>  | <b>2,253</b>  | <b>1,325</b>  | <b>34,395</b>      | <b>34,245</b>      | <b>71,191</b>      | <b>36,207</b>      | <b>77,093</b>      |
| <b>Total Metals (excluding Ores) . . . Tons</b>                                      | <b>41,903</b> | <b>46,644</b> | <b>33,303</b> | <b>52,333</b> | <b>92,797</b> | <b>1,56,89,593</b> | <b>2,02,90,430</b> | <b>1,36,13,664</b> | <b>1,61,62,463</b> | <b>2,30,37,091</b> |
| <b>MICA—</b>   |               |               |               |               |               |                    |                    |                    |                    |                    |
| In blocks . . . Cwts.  | 65            | 3             | 1             | 30            | ..            | 14,250             | 112                | 1,072              | 737                | ..                 |
| In splittings . . . "  | 103           | 15            | ..            | ..            | 1             | 6,321              | 1,200              | ..                 | ..                 | 250                |
| <b>Total of Mica . . . "</b>   | <b>173</b>    | <b>18</b>     | <b>1</b>      | <b>30</b>     | <b>1</b>      | <b>20,571</b>      | <b>1,312</b>       | <b>1,072</b>       | <b>737</b>         | <b>250</b>         |
| <b>OILS—</b>   |               |               |               |               |               |                    |                    |                    |                    |                    |
| Animal—  |               |               |               |               |               |                    |                    |                    |                    |                    |
| Fish oil (a) . . . Gals.   | 6,963         | 50,604        | 102,391       | ..            | ..            | 5,214              | 31,233             | 1,32,613           | ..                 | ..                 |
| Fish or whale oil hardened (b) . . . Cwts.   | ..            | ..            | ..            | 4,347         | 3,333         | ..                 | ..                 | ..                 | 61,112             | 52,746             |
| Essential—   |               |               |               |               |               |                    |                    |                    |                    |                    |
| Synthetic . . . Gals.  | 616           | 1,573         | 3,943         | 5,305         | 6,276         | 21,357             | 73,173             | 1,43,257           | 2,00,367           | 2,36,742           |
| Natural—   |               |               |               |               |               |                    |                    |                    |                    |                    |
| Lavender . . . "   | ..            | 10            | 134           | 56            | 37            | ..                 | 599                | 10,237             | 5,366              | 4,655              |
| Peppermint . . . "   | 153           | 177           | 241           | 130           | 203           | 3,110              | 11,430             | 3,691              | 6,936              | 10,272             |
| Other sorts . . . "  | 5,146         | 4,393         | 3,304         | 3,743         | 5,415         | 1,24,333           | 1,53,331           | 61,239             | 57,113             | 56,110             |
| <b>Total Essential Oils . . . "</b>  | <b>5,919</b>  | <b>6,653</b>  | <b>7,622</b>  | <b>9,239</b>  | <b>11,936</b> | <b>1,54,360</b>    | <b>2,44,033</b>    | <b>2,23,504</b>    | <b>2,69,732</b>    | <b>3,07,679</b>    |
| Mineral—   |               |               |               |               |               |                    |                    |                    |                    |                    |
| Fuel oils . . . "  | 3,513         | 224,233       | ..            | ..            | ..            | 3,251              | 62,153             | ..                 | ..                 | ..                 |
| Kerosene . . . "   | ..            | 4             | ..            | 90,237        | 52,472        | ..                 | 1                  | ..                 | 29,690             | 19,235             |
| Lubricating oils . . . "   | 33,195        | 225,236       | 152,335       | 133,244       | 139,349       | 57,233             | 2,63,292           | 1,42,021           | 1,30,300           | 1,72,133           |
| White oils . . . "   | 709,336       | 569,456       | 279,791       | 196,641       | 603,335       | 5,21,929           | 4,25,306           | 1,64,679           | 1,10,095           | 5,61,939           |
| Petroleum dangerous flammable below 76°F including petrol benzene and benzol . . . " | ..            | 717,706       | 1,109         | 59,730        | 393,143       | ..                 | 4,26,193           | 2,300              | 52,105             | 2,43,159           |
| Paints, solutions and compositions, dangerous, flammable below 76°F . . . "          | 4,735         | 6,331         | 4,232         | 4,330         | 4,192         | 33,335             | 49,439             | 36,694             | 44,171             | 40,213             |

(a) Sub-divided into two heads from 1934-35.  
(b) Separately specified from 1934-35.

No. 13—continued  
 GERMANY—continued  
 IMPORTS THEREFROM—continued

| ARTICLES   | QUANTITY |         |         |         |         | VALUE    |           |          |          |           |
|--|----------|---------|---------|---------|---------|----------|-----------|----------|----------|-----------|
|  | 1931-32  | 1932-33 | 1933-34 | 1934-35 | 1935-36 | 1931-32  | 1932-33   | 1933-34  | 1934-35  | 1935-36   |
| <b>OILS—continued</b>  |          |         |         |         |         | R        | R         | R        | R        | R         |
| Mineral—continued  |          |         |         |         |         |          |           |          |          |           |
| Other kinds . Gals.  | 10,994   | 8,580   | 23,950  | 25,714  | 47,068  | 18,594   | 18,505    | 23,781   | 34,719   | 74,844    |
| Mineral grease (including Petroleum Jelly) . Lbs.                  | 202,708  | 101,924 | 100,968 | 170,616 | 90,017  | 33,755   | 24,780    | 39,071   | 34,538   | 23,957    |
| Other kinds of oils . "  | 3,458    | ..      | ..      | 1,971   | 2,276   | 10,984   | 4,432     | 3,962    | 4,947    | 5,702     |
| <b>Total Oils . Value</b>  | —        | —       | —       | —       | —       | 8,49,115 | 15,91,427 | 7,74,125 | 8,22,759 | 15,06,612 |
| <b>OIL-CLOTH AND FLOOR-CLOTH . Sq. Yards</b>                       | 118,729  | 140,848 | 86,019  | 75,798  | 79,427  | 62,840   | 74,920    | 86,196   | 45,558   | 31,423    |
| <b>PAINTS AND PAINTERS' MATERIALS—</b>                             |          |         |         |         |         |          |           |          |          |           |
| Paints and Colours—  |          |         |         |         |         |          |           |          |          |           |
| Barytes . Cwts.  | 36,374   | 10,035  | 27,598  | 18,043  | 4,462   | 87,593   | 29,930    | 64,732   | 41,239   | 13,545    |
| Blue paint or Paris blue . "                                       | 3,522    | 4,427   | 3,919   | 4,010   | 4,965   | 2,01,769 | 2,65,490  | 2,27,149 | 2,32,106 | 2,79,098  |
| Red Lead—  |          |         |         |         |         |          |           |          |          |           |
| Genuine dry . "  | 289      | 912     | 105     | 675     | 169     | 5,097    | 13,220    | 1,475    | 6,311    | 3,230     |
| Lithopons—   |          |         |         |         |         |          |           |          |          |           |
| Dry . "  | 4,154    | 3,179   | 5,605   | 2,569   | 6,289   | 50,931   | 93,580    | 74,041   | 27,068   | 57,457    |
| Zinc, white—   |          |         |         |         |         |          |           |          |          |           |
| Genuine dry . "  | 1,061    | 2,640   | 1,023   | 139     | 260     | 20,538   | 42,959    | 17,119   | 2,011    | 4,024     |
| Other sorts—   |          |         |         |         |         |          |           |          |          |           |
| Coloured dry . "   | 20,264   | 10,444  | 7,644   | 9,260   | 15,089  | 3,30,939 | 3,76,129  | 2,82,659 | 3,70,097 | 4,45,838  |
| " moist . "  | 1,235    | 943     | 1,085   | 784     | 727     | 60,409   | 45,246    | 64,614   | 34,559   | 40,440    |
| Other kinds of Paints and Colours . "                              | 2,623    | 2,447   | 1,521   | 857     | 1,398   | 23,030   | 26,490    | 22,012   | 14,291   | 19,771    |
| <b>Total Paints and Colours . "</b>                                | 69,577   | 40,077  | 49,450  | 31,287  | 33,368  | 7,30,316 | 8,08,094  | 7,53,802 | 7,27,632 | 8,64,293  |
| Painters' materials (other than paints and colours)—               |          |         |         |         |         |          |           |          |          |           |
| Turpentine—  |          |         |         |         |         |          |           |          |          |           |
| Genuine turpentine . "   | 585      | 185     | 479     | 698     | 179     | 10,977   | 5,355     | 9,423    | 12,635   | 3,636     |
| Varnish—   |          |         |         |         |         |          |           |          |          |           |
| Enamels . "  | 197      | 172     | 121     | 89      | 42      | 11,492   | 11,637    | 9,637    | 9,871    | 2,911     |
| Lacquers . "   | 51       | 116     | 14      | 3       | 4       | 5,275    | 12,323    | 2,695    | 1,261    | 730       |
| Other kinds . "  | 1,919    | 1,598   | 869     | 592     | 552     | 76,717   | 59,694    | 32,508   | 22,389   | 20,734    |
| <b>Total Varnish . "</b>   | 2,167    | 1,886   | 1,024   | 689     | 598     | 93,484   | 83,854    | 44,940   | 33,521   | 24,375    |
| Other kinds . Value  | —        | —       | —       | —       | —       | 50,417   | 1,32,422  | 1,06,044 | 1,40,554 | 1,45,828  |
| <b>Total Painters' materials other than paints and colours . "</b> | —        | —       | —       | —       | —       | 1,54,878 | 2,21,632  | 1,60,807 | 1,66,710 | 1,73,339  |
| <b>Total Paints and Painters' materials . "</b>                    | —        | —       | —       | —       | —       | 9,35,194 | 11,14,726 | 9,14,109 | 9,14,342 | 10,37,637 |
| <b>PAPER AND PASTEBOARD—</b>                                       |          |         |         |         |         |          |           |          |          |           |
| Paper—   |          |         |         |         |         |          |           |          |          |           |
| Packing and wrapping paper (a)—                                    |          |         |         |         |         |          |           |          |          |           |
| Kraft including imitation kraft (b) . Cwts.                        | —        | —       | —       | —       | 18,404  | —        | —         | —        | —        | 1,86,133  |
| Brown wrappings, other sorts (b) . "                               | —        | —       | —       | —       | 3,380   | —        | —         | —        | —        | 32,460    |
| Coloured machine glazed pressing (b) . "                           | —        | —       | —       | —       | 5,249   | —        | —         | —        | —        | 49,812    |
| Manilla machine glazed or unglazed, and sulphite envelope (b) . "  | —        | —       | —       | —       | 9,919   | —        | —         | —        | —        | 1,04,831  |
| Fancy (including embossed paper) (b) . "                           | —        | —       | —       | —       | 928     | —        | —         | —        | —        | 51,700    |
| Other Sorts (b) . "  | —        | —       | —       | —       | 33,893  | —        | —         | —        | —        | 5,71,456  |
| <b>Total Packing and wrapping paper . "</b>                        | 33,412   | 31,068  | 11,933  | 24,901  | 72,273  | 4,41,665 | 4,62,238  | 1,78,871 | 2,95,366 | 9,56,392  |

(a) Figures prior to 1935-36 relate to "packing paper" only.  
 (b) Separately recorded from 1935-36.



No 13—*continued.*  
GERMANY—*continued.*  
EXPORTS THEREFROM—*continued*

| ARTICLES   | QUANTITY       |                |                |                |                | VALUE            |                  |                  |                  |                  |
|--|----------------|----------------|----------------|----------------|----------------|------------------|------------------|------------------|------------------|------------------|
|  | 1931-32        | 1932-33        | 1933-34        | 1934-35        | 1935-36        | 1931-32          | 1932-33          | 1933-34          | 1934-35          | 1935-36          |
|  |                |                |                |                |                | R                | R                | R                | R                | R                |
| <b>PAPER AND PASTEBOARD—<i>continued.</i></b>                                |                |                |                |                |                |                  |                  |                  |                  |                  |
| <b>Printing paper—</b>   |                |                |                |                |                |                  |                  |                  |                  |                  |
| News printing(a) . . . Cwts.   | 42,246         | 30,767         | 33,853         | 38,700         | —              | 4,67,987         | 3,30,295         | 2,67,839         | 3,28,477         | —                |
| Other sorts(a) . . . "   | 32,059         | 30,144         | 28,120         | 34,700         | —              | 5,09,165         | 5,32,048         | 5,08,160         | 5,00,808         | —                |
| Machine glazed poster paper (b) . . . "                                      | —              | —              | —              | —              | 8,320          | —                | —                | —                | —                | 1,05,200         |
| Lithopaper (b) . . . "   | —              | —              | —              | —              | 165            | —                | —                | —                | —                | 2,839            |
| White printing paper other than machine glazed poster and litho—             |                |                |                |                |                |                  |                  |                  |                  |                  |
| (1) News printing (b) . . . "  | —              | —              | —              | —              | 160,512        | —                | —                | —                | —                | 14,02,267        |
| (2) Others (b) . . . "   | —              | —              | —              | —              | 80,007         | —                | —                | —                | —                | 4,58,165         |
| Other Sorts (b) . . . "  | —              | —              | —              | —              | 82,546         | —                | —                | —                | —                | 9,38,865         |
| <b>Total Printing paper . . . "</b>  | <b>74,305</b>  | <b>60,911</b>  | <b>61,973</b>  | <b>73,505</b>  | <b>320,619</b> | <b>9,77,142</b>  | <b>8,62,338</b>  | <b>7,73,039</b>  | <b>8,95,375</b>  | <b>29,86,800</b> |
| <b>Writing paper and envelopes—</b>  |                |                |                |                |                |                  |                  |                  |                  |                  |
| Writing paper in large sheets (a) . . . "                                    | 5,190          | 3,281          | 647            | 1,840          | —              | 1,06,835         | 68,008           | 11,281           | 36,819           | —                |
| Note and letter paper and envelopes (a) . . . "                              | 219            | 60             | 291            | 273            | —              | 7,400            | 2,608            | 6,789            | 5,689            | —                |
| Envelopes imported separately (a) . . . "                                    | 6,706          | 7,462          | 4,663          | 6,814          | —              | 2,19,565         | 2,51,606         | 1,38,890         | 1,03,744         | —                |
| (i) Azure laid or wove and ledger (b) . . . "                                | —              | —              | —              | —              | 85             | —                | —                | —                | —                | 1,434            |
| (ii) Cream (b) . . . "   | —              | —              | —              | —              | 712            | —                | —                | —                | —                | 10,008           |
| (iii) Other Sorts of Writing paper (b) . . . "                               | —              | —              | —              | —              | 9,982          | —                | —                | —                | —                | 1,10,538         |
| (iv) Writing Pads (b) . . . "  | —              | —              | —              | —              | 21             | —                | —                | —                | —                | 407              |
| (v) Boxed stationery (b) . . . "   | —              | —              | —              | —              | 4,008          | —                | —                | —                | —                | 94,890           |
| <b>Total Writing Paper and envelopes . . . "</b>                             | <b>12,116</b>  | <b>10,803</b>  | <b>5,606</b>   | <b>7,927</b>   | <b>11,808</b>  | <b>3,33,890</b>  | <b>3,17,381</b>  | <b>1,56,460</b>  | <b>2,06,252</b>  | <b>2,17,337</b>  |
| Blotting paper (b) . . . "   | —              | —              | —              | —              | 2,158          | —                | —                | —                | —                | 35,831           |
| Other kinds of paper . . . "   | 12,885         | 14,842         | 12,214         | 20,276         | 14,320         | 4,16,204         | 4,06,896         | 3,73,302         | 5,23,950         | 3,42,059         |
| Paper manufactures . . . "   | 2,004          | 3,946          | 2,081          | 3,245          | 2,718          | 99,120           | 1,54,881         | 1,05,158         | 1,53,095         | 1,43,708         |
| <b>Pasteboard, millboard, and cardboard of all kinds—</b>                    |                |                |                |                |                |                  |                  |                  |                  |                  |
| Straw boards . . . "   | 6,040          | 33,748         | 4,401          | 3,269          | 4,014          | 44,223           | 2,41,235         | 29,772           | 28,205           | 31,815           |
| Other kinds . . . "  | 25,382         | 31,610         | 25,223         | 34,206         | 73,781         | 4,08,326         | 5,28,256         | 3,74,331         | 4,64,965         | 8,71,181         |
| Manufactures of pasteboard, millboard and cardboard . . . "                  | 675            | 1,151          | 934            | 1,062          | 4,077          | 40,005           | 88,801           | 26,260           | 38,401           | 97,183           |
| <b>Total Paper and Pasteboard . . . "</b>                                    | <b>166,878</b> | <b>188,079</b> | <b>124,480</b> | <b>169,291</b> | <b>507,058</b> | <b>27,48,575</b> | <b>30,12,026</b> | <b>20,16,053</b> | <b>20,05,009</b> | <b>57,22,382</b> |
| <b>PAPER-MAKING MATERIALS—</b>   |                |                |                |                |                |                  |                  |                  |                  |                  |
| Pulp of wood . . . Cwts.   | 45,976         | 1,322          | 10,550         | 6,987          | 201            | 3,42,382         | 8,955            | 72,543           | 47,104           | 1,630            |
| PERFUMERY . . . Value  | —              | —              | —              | —              | —              | 38,309           | 40,697           | 12,983           | 4,072            | 3,782            |
| PLANTS, LIVING . . . "   | —              | —              | —              | —              | —              | 14,181           | 18,746           | 22,325           | 22,788           | 10,624           |
| POLISHERS . . . "  | —              | —              | —              | —              | —              | 17,902           | 17,881           | 18,772           | 20,428           | 10,470           |
| PRECIOUS STONES AND PEARLS, ETC. . . "                                       | —              | —              | —              | —              | —              | 1,349            | —                | 4,539            | 28,286           | 9,053            |
| <b>PRINTING AND LITHOGRAPHING MACHINERY AND MATERIALS (excluding PAPER)—</b> |                |                |                |                |                |                  |                  |                  |                  |                  |
| Printing and Lithographing presses . . . "                                   | —              | —              | —              | —              | —              | 1,63,568         | 2,24,881         | 2,81,160         | 2,98,949         | 3,65,006         |
| Printing type . . . Cwts.  | 208            | 227            | 191            | 179            | 393            | 27,842           | 53,257           | 36,191           | 34,214           | 47,246           |
| Printer's and Lithographer's ink . . . Value                                 | —              | —              | —              | —              | —              | 1,17,778         | 1,07,269         | 96,722           | 1,17,756         | 1,47,413         |
| Other materials . . . "  | —              | —              | —              | —              | —              | 91,064           | 82,030           | 78,793           | 85,587           | 1,55,899         |
| <b>Total Printing and Lithographing Machinery and materials . . . "</b>      | <b>—</b>       | <b>—</b>       | <b>—</b>       | <b>—</b>       | <b>—</b>       | <b>4,00,247</b>  | <b>4,46,933</b>  | <b>4,92,866</b>  | <b>5,31,506</b>  | <b>7,15,654</b>  |

(a) Discontinued from 1935-36.  
(b) Separately specified from 1935-36.

No. 13—continued  
 GERMANY—continued  
 IMPORTS THEREFROM—continued

| ARTICLES  | QUANTITY |         |         |         |          | VALUE     |           |          |           |           |
|---|----------|---------|---------|---------|----------|-----------|-----------|----------|-----------|-----------|
|   | 1931-32  | 1932-33 | 1933-34 | 1934-35 | 1935-36* | 1931-32   | 1932-33   | 1933-34  | 1934-35   | 1935-36   |
|   |          |         |         |         |          | R         | R         | R        | R         | R         |
| <b>PRINTS, ENGRAVINGS, AND PICTURES—</b>  |          |         |         |         |          |           |           |          |           |           |
| Photographs and picture post cards . . . Value  | —        | —       | —       | —       | —        | 10,748    | 13,507    | 13,820   | 11,589    | 22,429    |
| Others . . . . .  | —        | —       | —       | —       | —        | 23,815    | 20,785    | 23,438   | 30,811    | 66,479    |
| <b>Total Prints, Engravings, etc. . . . .</b>   | —        | —       | —       | —       | —        | 40,563    | 34,292    | 37,258   | 42,400    | 88,908    |
| <b>PROVISIONS AND OILMANS STORES (including FISH AND FRUITS AND VEGETABLES, CANNED OR BOTTLED)—</b> |          |         |         |         |          |           |           |          |           |           |
| Biscuits and cakes . . . Cwts.  | 31       | 16      | 64      | 28      | 33       | 1,708     | 1,164     | 3,044    | 1,850     | 2,016     |
| Butter (including Canned) . . .   | ..       | 16      | 247     | 246     | ..       | ..        | 3,528     | 19,819   | 12,508    | 8         |
| Canned and bottled provisions (not specified elsewhere)—  |          |         |         |         |          |           |           |          |           |           |
| Tinned or canned fish . . .   | 6        | 18      | 63      | 37      | 34       | 535       | 6,158     | 6,188    | 5,797     | 8,078     |
| Vegetable Products . . .  | 12,552   | 3,430   | 444     | 235     | 30       | 4,80,755  | 1,24,335  | 19,754   | 9,679     | 1,524     |
| Others . . . . .  | 593      | 1,062   | 283     | 312     | 810      | 26,550    | 42,540    | 32,838   | 35,507    | 34,539    |
| Confectionery . . . . .   | 178      | 106     | 27      | 123     | 63       | 17,144    | 8,770     | 2,724    | 10,170    | 6,137     |
| Farinaceous and patent foods . . . . .  | 937      | 3,154   | 4,273   | 3,321   | 7,981    | 10,292    | 22,023    | 23,238   | 22,706    | 48,401    |
| Milk, condensed and preserved including milk cream . . . . .  | 922      | 219     | 144     | 114     | 315      | 26,382    | 8,006     | 3,906    | 3,338     | 8,247     |
| Other sorts of provisions . . . . . Value   | —        | —       | —       | —       | —        | 43,767    | 63,441    | 92,894   | 46,632    | 78,890    |
| <b>Total Provisions and Oilman's stores . . . . .</b>   | —        | —       | —       | —       | —        | 6,07,208  | 2,79,656  | 2,04,005 | 1,48,087  | 1,37,835  |
| <b>RUBBER—</b>  |          |         |         |         |          |           |           |          |           |           |
| <b>Manufactures—</b>  |          |         |         |         |          |           |           |          |           |           |
| Pneumatic Motor covers . . . Nos.   | 17,723   | 16,141  | 9,501   | 14,615  | 14,465   | 7,89,133  | 8,08,007  | 3,68,429 | 6,72,390  | 6,76,351  |
| Pneumatic Motor tubes . . . . .   | 17,491   | 13,637  | 7,895   | 11,341  | 13,072   | 1,17,534  | 97,884    | 47,681   | 75,609    | 75,104    |
| Pneumatic cycle covers . . . . .  | 240,467  | 45,090  | 37,714  | 70,509  | 319,221  | 3,33,453  | 65,259    | 36,748   | 89,109    | 3,53,017  |
| Pneumatic cycle tubes . . . . .   | 214,515  | 29,073  | 55,334  | 129,090 | 224,392  | 1,52,551  | 21,600    | 34,344   | 65,640    | 1,14,962  |
| Solid rubber tyres for motor vehicles . . . . .   | 640      | 287     | 503     | 453     | 417      | 85,616    | 38,184    | 56,832   | 55,710    | 56,582    |
| Other manufactures, except apparel and boots and shoes . . . . . Value                              | —        | —       | —       | —       | —        | 4,61,002  | 4,46,559  | 3,26,955 | 3,43,158  | 3,69,233  |
| <b>Total Rubber manufactures . . . . .</b>  | —        | —       | —       | —       | —        | 19,89,278 | 14,72,493 | 8,98,989 | 12,01,716 | 16,45,248 |
| <b>SALT . . . . . Tons</b>  | 25,609   | 57,390  | 56,330  | 60,175  | 80,718   | 4,81,707  | 9,70,167  | 8,43,345 | 9,74,722  | 13,98,148 |
| <b>SEEDS . . . . .</b>  | 17       | 28      | 88      | 33      | 4        | 9,354     | 27,517    | 29,629   | 16,875    | 7,158     |
| <b>SMOKERS' REQUISITES (excluding TOBACCO) . . . . . Value</b>                                      | —        | —       | —       | —       | —        | 20,194    | 16,722    | 32,209   | 25,693    | 16,090    |
| <b>SOAP—</b>  |          |         |         |         |          |           |           |          |           |           |
| Toilet soap . . . . . Cwts.   | 712      | 639     | 512     | 546     | 551      | 58,986    | 44,877    | 39,768   | 47,725    | 38,573    |
| Other sorts . . . . .   | 2,688    | 1,659   | 931     | 599     | 143      | 1,18,286  | 1,00,896  | 30,476   | 12,009    | 4,695     |
| <b>Total Soap . . . . .</b>   | 3,400    | 2,298   | 1,443   | 1,145   | 694      | 1,77,272  | 1,45,773  | 70,244   | 60,734    | 43,268    |
| <b>SPECIMEN ILLUSTRATIVE OF NATURAL SCIENCE . . . . . Value</b>                                     | —        | —       | —       | —       | —        | 11,017    | 12,175    | 11,687   | 30,137    | 13,090    |
| <b>SPICES—</b>  |          |         |         |         |          |           |           |          |           |           |
| Cloves . . . . . Cwts.  | 14,996   | 6,397   | 5,104   | 5,935   | 6,334    | 1,39,537  | 58,242    | 50,811   | 31,331    | 33,043    |
| <b>STARCH, DEXTRINE AND FARINA—</b>   |          |         |         |         |          |           |           |          |           |           |
| Starch . . . . .  | 2,391    | 18,138  | 29,082  | 64,126  | 84,359   | 24,093    | 1,26,711  | 1,79,482 | 4,39,733  | 5,76,704  |
| Dextrine* . . . . .   | —        | 1,146   | 3,206   | 11,097  | 9,646    | —         | 12,939    | 30,034   | 1,00,416  | 89,216    |
| Farina and potato flour . . . . .   | 7,492    | 838     | 1,631   | 661     | 994      | 61,324    | 5,569     | 12,909   | 4,748     | 7,602     |

\* Separately specified from 1932-33.

No. 13—continued  
 GERMANY—continued  
 IMPORTS THEREFROM—continued

| ARTICLES  | QUANTITY  |           |           |           |           | VALUE     |           |           |           |           |
|---|-----------|-----------|-----------|-----------|-----------|-----------|-----------|-----------|-----------|-----------|
|   | 1931-32   | 1932-33   | 1933-34   | 1934-35   | 1935-36   | 1931-32   | 1932-33   | 1933-34   | 1934-35   | 1935-36   |
| <b>STATIONERY (excluding PAPER)—</b>                                    |           |           |           |           |           |           |           |           |           |           |
| Pencils (excluding slate pencils) . . . . . Doz.                        | 1,076,762 | 1,531,035 | 1,401,975 | 2,577,675 | 2,953,551 | 2,72,693  | 4,44,346  | 4,07,647  | 6,04,043  | 7,16,997  |
| Other sorts . . . . . Value   | —         | —         | —         | —         | —         | 13,86,858 | 16,87,436 | 10,45,989 | 10,96,340 | 11,16,076 |
| <b>STONE AND MARBLE—</b>  |           |           |           |           |           |           |           |           |           |           |
| Stone and marble . . . . . Tons   | 10        | 7         | 29        | 40        | 57        | 1,700     | 1,439     | 3,576     | 4,533     | 4,424     |
| Articles of stone and marble . . . . . "                                | 11        | 17        | 31        | 16        | 24        | 6,150     | 8,715     | 13,682    | 11,431    | 11,022    |
| Total of Stone and Marble . . . . . "                                   | 21        | 24        | 60        | 56        | 81        | 7,850     | 10,154    | 17,258    | 15,969    | 15,446    |
| <b>SUGAR—</b>   |           |           |           |           |           |           |           |           |           |           |
| Beet sugar . . . . . "  | 15,418    | 249       | 50        | 117       | 976       | 17,74,006 | 26,965    | 6,000     | 11,815    | 70,331    |
| Other sorts . . . . . "   | 11        | 24        | ..        | 34        | ..        | 8,575     | 6,524     | 148       | 5,321     | 153       |
| Total Sugar . . . . . "   | 1,429     | 273       | 50        | 151       | 976       | 17,82,581 | 33,489    | 6,148     | 17,036    | 70,484    |
| <b>TALLOW AND STEARINE . . . . . "</b>                                  | 243       | 247       | 112       | 2,507     | 424       | 6,992     | 8,761     | 585       | 22,589    | 18,145    |
| <b>TRA-OFFSETS, ENTIRE OR IN SECTIONS—</b>                              |           |           |           |           |           |           |           |           |           |           |
| Of iron . . . . . Value   | —         | —         | —         | —         | —         | 16,775    | 12,722    | 6,522     | 4,078     | 16,059    |
| Of wood . . . . . "   | —         | —         | —         | —         | —         | 3,78,308  | 3,49,474  | 1,94,401  | 1,40,462  | 2,13,088  |
| <b>TEXTILES—</b>  |           |           |           |           |           |           |           |           |           |           |
| <b>Cotton—</b>  |           |           |           |           |           |           |           |           |           |           |
| Twist and yarn . . . . . Lbs.   | 6         | ..        | 56        | 102       | 184       | 17,375    | ..        | 131       | 309       | 699       |
| <b>Manufactures—</b>  |           |           |           |           |           |           |           |           |           |           |
| Blankets . . . . . "  | 35,995    | 27,742    | 66        | 117,164   | 42,630    | 21,097    | 9,175     | 117       | 44,349    | 14,170    |
| Canvas . . . . . Yards  | 75,339    | 79,563    | 16,131    | 29,326    | 155,135   | 1,06,424  | 51,347    | 5,343     | 5,521     | 23,373    |
| Handkerchiefs and shawls in the piece—                                  |           |           |           |           |           |           |           |           |           |           |
| Shawls . . . . . Nos.   | ..        | 15,120    | ..        | ..        | ..        | ..        | 14,003    | ..        | ..        | ..        |
| <b>Hosiery—</b>   |           |           |           |           |           |           |           |           |           |           |
| Stockings . . . . . Doz. Pcs.   | 15,078    | 8,259     | 6,304     | 12,249    | 11,920    | 84,907    | 78,717    | 53,336    | 87,030    | 86,530    |
| Underwear . . . . . Dozen   | 3,370     | 4,804     | 4,579     | 3,897     | 2,720     | 33,702    | 43,353    | 43,802    | 34,453    | 24,053    |
| Other sorts . . . . . Value   | —         | —         | —         | —         | —         | 6,735     | 20,920    | 65,332    | 3,316     | 2,331     |
| Lace and patent net . . . . . Yards                                     | 56,984    | 10,591    | 229       | 3,193     | 2,169     | 25,172    | 5,609     | 733       | 1,733     | 1,500     |
| <b>Piece-goods—</b>   |           |           |           |           |           |           |           |           |           |           |
| White (bleached)—   |           |           |           |           |           |           |           |           |           |           |
| Embroidered all-overs (a) . . . . . "                                   | —         | —         | —         | 104,440   | 123,527   | —         | —         | —         | 59,990    | 66,406    |
| Jaconets, etc. . . . . "  | 8,347     | 27,337    | 3,950     | 1,574     | 7,032     | 4,335     | 16,033    | 3,167     | 1,331     | 3,769     |
| Unspecified descriptions . . . . . "                                    | 31,228    | 56,313    | 933       | 9,997     | 6,733     | 49,333    | 32,011    | 1,319     | 3,739     | 3,146     |
| <b>Coloured, printed, or dyed—</b>                                      |           |           |           |           |           |           |           |           |           |           |
| <b>Printed goods—</b>   |           |           |           |           |           |           |           |           |           |           |
| Prints and Chints . . . . . "   | 33,910    | ..        | ..        | ..        | ..        | 11,563    | ..        | ..        | ..        | ..        |
| Unspecified descriptions . . . . . "                                    | 2,339     | 206       | ..        | ..        | 1,654     | 2,057     | 390       | ..        | ..        | 462       |
| Dyed goods . . . . . "  | 192,092   | 105,041   | 9,431     | 46,041    | 29,992    | 1,31,007  | 33,496    | 7,715     | 13,362    | 14,546    |
| <b>Woven coloured goods—</b>  |           |           |           |           |           |           |           |           |           |           |
| Embroidered all others (a) . . . . . "                                  | —         | —         | —         | 14,930    | 31,966    | —         | —         | —         | 6,633     | 16,366    |
| Velvet and velveteens . . . . . "                                       | 237,642   | 423,349   | 14,346    | 36,952    | 113,567   | 2,21,200  | 3,36,500  | 16,790    | 33,374    | 93,566    |
| Unspecified descriptions . . . . . "                                    | 55,393    | 27,151    | 3,123     | 52,223    | 531       | 26,353    | 20,033    | 5,326     | 17,714    | 1,654     |
| <b>Fents of all descriptions—</b>                                       |           |           |           |           |           |           |           |           |           |           |
| Fents not more than 9 yards in length (b) . . . . . "                   | 90,476    | 34,404    | 27,524    | —         | —         | 13,647    | 6,231     | 6,204     | —         | —         |
| Others (b) . . . . . "  | 3,753     | 270       | 393       | —         | —         | 2,143     | 442       | 102       | —         | —         |
| Goods of cotton mixed with other materials (a) . . . . . "              | —         | —         | —         | 17,524    | 3,034     | —         | —         | —         | 13,015    | 12,133    |
| Rope . . . . . Lbs.   | 3,521     | 2,533     | 12        | ..        | 115       | 10,013    | 2,350     | 6         | ..        | 259       |
| Other sorts of manufactures . . . . . Value                             | —         | —         | —         | —         | —         | 57,250    | 1,16,501  | 30,319    | 57,033    | 47,116    |
| <b>Total Cotton manufactures (including twist and yarn) . . . . . "</b> | —         | —         | —         | —         | —         | 3,24,970  | 3,91,733  | 2,95,342  | 4,36,135  | 4,12,557  |

(a) Separately recorded from 1934-35.

(b) Not included under "Cotton piece-goods" from 1934-35.

No. 13—continued  
GERMANY—continued  
IMPORTS THEREFROM—continued

| ARTICLES   | QUANTITY |         |         |           |           | VALUE     |           |           |           |           |
|--|----------|---------|---------|-----------|-----------|-----------|-----------|-----------|-----------|-----------|
|  | 1931-32  | 1932-33 | 1933-34 | 1934-35   | 1935-36   | 1931-32   | 1932-33   | 1933-34   | 1934-35   | 1935-36   |
| <b>TEXTILES—continued</b>  |          |         |         |           |           | R         | R         | R         | R         | R         |
| Flax manufactures (including twist and yarn) . . . Value                         | —        | —       | —       | —         | —         | 15,108    | 6,322     | 2,362     | 5,009     | 5,863     |
| Haberdashery and Millinery—  |          |         |         |           |           |           |           |           |           |           |
| Lace and embroidery . . .  | —        | —       | —       | —         | —         | 4,10,175  | 5,12,760  | 4,82,592  | 4,31,827  | 5,74,990  |
| Ribbons (a) . . . Yds.   | —        | —       | —       | 8,203,607 | 8,105,924 | —         | —         | —         | 93,533    | 71,969    |
| Other sorts . . . Value  | —        | —       | —       | —         | —         | 6,05,034  | 8,03,048  | 4,82,253  | 2,76,770  | 3,47,032  |
| Silk—  |          |         |         |           |           |           |           |           |           |           |
| Manufactures—  |          |         |         |           |           |           |           |           |           |           |
| Silk yarn noils and warps (b) . . . Lbs.   | 37,440   | 27,500  | 8       | —         | —         | 1,48,476  | 99,405    | 10        | —         | —         |
| Goods of silk mixed with other materials Yards                                   | 171,083  | 257,563 | 242,760 | 397,114   | 209,694   | 2,57,197  | 3,77,407  | 3,06,345  | 3,88,070  | 2,28,137  |
| Piece-goods . . .  | 1,772    | 3,212   | 14,196  | 1,789     | 1,394     | 10,319    | 8,142     | 10,755    | 2,144     | 3,100     |
| Other sorts . . . Value  | —        | —       | —       | —         | —         | 4,952     | 8,659     | 2,230     | 8,862     | 7,296     |
| Total Silk manufactures (including silk yarn, etc.) . . .                        | —        | —       | —       | —         | —         | 4,20,044  | 4,93,703  | 3,19,390  | 3,93,576  | 2,38,533  |
| Wool—  |          |         |         |           |           |           |           |           |           |           |
| Raw . . . Lbs.   | 44,688   | 6,384   | ..      | ..        | 7,939     | 10,000    | 1,140     | ..        | ..        | 5,769     |
| Yarn and knitting wool—  |          |         |         |           |           |           |           |           |           |           |
| Worsted yarn for weaving . . .   | 113,963  | 79,892  | 15,159  | 7,668     | ..        | 2,41,947  | 1,67,735  | 20,445    | 14,735    | ..        |
| Knitting wool . . .  | 272,094  | 180,714 | 37,394  | 32,792    | 16,245    | 6,49,739  | 4,55,166  | 89,118    | 70,333    | 54,662    |
| Manufactures—  |          |         |         |           |           |           |           |           |           |           |
| Blankets . . .   | 273,480  | 217,730 | 74,053  | 852,184   | 141,833   | 1,40,686  | 98,675    | 84,383    | 1,25,933  | 74,389    |
| Braids . . .   | 2,094    | 8,516   | 1,390   | 2,340     | 5,046     | 6,507     | 23,406    | 5,380     | 5,724     | 12,873    |
| Carpets and rugs . . .   | 1,537    | 356     | 360     | 5,632     | 2,492     | 3,697     | 2,678     | 1,003     | 11,083    | 3,134     |
| Hosiery  | 6,900    | 1,414   | 12      | 372       | 438       | 25,009    | 5,230     | 55        | 2,269     | 2,237     |
| Goods of wool mixed with other materials (a) Yds.                                | —        | —       | —       | 58,322    | 54,349    | —         | —         | —         | 1,00,074  | 1,03,639  |
| Woollen and worsted Piece-goods . . .  | 251,634  | 461,902 | 399,137 | 432,262   | 265,696   | 4,15,323  | 3,76,150  | 6,47,809  | 7,64,517  | 3,70,235  |
| Shawls and lohis (c) No.   | 117,689  | 186,382 | 171,456 | 143,367   | 163,055   | 4,93,233  | 7,90,135  | 7,49,935  | 6,74,359  | 5,75,719  |
| Other sorts . . . Value  | —        | —       | —       | —         | —         | 22,342    | 16,674    | 25,643    | 1,45,975  | 1,34,420  |
| Total Woollen manufactures (including yarn and knitting wool) . . . Value        | —        | —       | —       | —         | —         | 19,08,603 | 24,35,899 | 15,79,776 | 19,15,102 | 13,31,263 |
| Artificial Silk—   |          |         |         |           |           |           |           |           |           |           |
| Artificial silk yarn . . . Lbs.  | 323,674  | 406,343 | 500,726 | 41,274    | 36,819    | 3,11,539  | 3,36,423  | 4,13,110  | 40,839    | 20,825    |
| Hosiery—   |          |         |         |           |           |           |           |           |           |           |
| Socks and stockings made chiefly of artificial silk (a) Lbs.                     | —        | —       | —       | 4,185     | 4,019     | —         | —         | —         | 29,196    | 34,003    |
| Pairs  | —        | —       | —       | =2,881    | 5,234     | —         | —         | —         | —         | —         |
| Piece-goods made entirely of artificial silk . . . Yards                         | 42,655   | 4,806   | 40,277  | 9,976     | 28,421    | 20,107    | 7,946     | 35,023    | 7,810     | 29,619    |
| Goods of silk mixed with other materials (a)—                                    |          |         |         |           |           |           |           |           |           |           |
| Containing 50 per cent. or more cotton . . .                                     | —        | —       | —       | 35,095    | 21,736    | —         | —         | —         | 40,716    | 22,770    |
| Containing no cotton or less than 50 per cent. cotton . . .                      | —        | —       | —       | 51,204    | 55,026    | —         | —         | —         | 1,28,027  | 1,17,010  |
| Piece-goods of cotton and artificial silk (d) . . .                              | 133,314  | 313,781 | 31,572  | —         | —         | 4,62,437  | 7,75,355  | 1,56,933  | —         | —         |
| Piece-goods of cotton embroidered or superimposed with artificial silk (e) . . . | —        | —       | 54,297  | —         | —         | —         | —         | 14,052    | —         | —         |
| Other sorts . . . Value  | —        | —       | —       | —         | —         | 80,139    | 50,402    | 59,323    | 16,503    | 24,059    |
| Other Textiles—  |          |         |         |           |           |           |           |           |           |           |
| Manufactured . . .   | —        | —       | —       | —         | —         | 55,546    | 8,939     | 43,207    | 39,443    | 16,123    |
| Total Textiles (NOT INCLUDING REQUISITES) Value                                  | —        | —       | —       | —         | —         | 3,60,031  | 3,60,347  | 3,62,317  | 4,67,032  | 4,10,233  |
| TOYS AND REQUISITES FOR GAMES AND SPORTS, INCLUDING FISHING TACKLE—              |          |         |         |           |           |           |           |           |           |           |
| Toys   | —        | —       | —       | —         | —         | 4,64,539  | 3,84,325  | 2,54,423  | 2,15,903  | 2,31,030  |
| Requisites for games and sports (excluding firearms, etc.)—                      |          |         |         |           |           |           |           |           |           |           |
| Playing cards . . .  | —        | —       | —       | —         | —         | 6,199     | 7,702     | 6,543     | 4,270     | 4,750     |
| Other sorts . . .  | —        | —       | —       | —         | —         | 72,474    | 62,959    | 44,736    | 39,533    | 43,450    |
| Total Toys and requisites, for games and sports . . .                            | —        | —       | —       | —         | —         | 5,43,212  | 4,54,936  | 3,05,757  | 2,59,731  | 2,79,230  |

(a) Separately recorded from 1934-35.

(b) Sub-divided from 1934-35.

(c) Figures prior to 1934-35 relate to 'Shawls' only.

(d) Discontinued from 1934-35.

(e) Separately recorded in 1933-34.

No. 13—continued  
 GERMANY—continued  
 IMPORTS THEREFROM—concluded

| ARTICLES  | QUANTITY |         |         |         |         | VALUE        |              |             |              |              |
|---|----------|---------|---------|---------|---------|--------------|--------------|-------------|--------------|--------------|
|   | 1931-32  | 1932-33 | 1933-34 | 1934-35 | 1935-36 | 1931-32      | 1932-33      | 1933-34     | 1934-35      | 1935-36      |
|   |          |         |         |         |         | R            | R            | R           | R            | R            |
| UMBRELLAS AND UMBRELLA FITTINGS . . . Value   | —        | —       | —       | —       | —       | 11,17,723    | 7,24,196     | 5,02,49E    | 5,02,161     | 7,22,205     |
| VEHICLES, excluding LOCOMOTIVES, ENG., FOR RAILWAYS—<br>Carriages and carts not mechanically propelled and parts thereof (excluding railway carriages, etc.)—<br>Carriages and carts not mechanically propelled (excluding railway carriages, trucks, etc.) . . . No. | 845      | 20      | 170     | 2       | 86      | 22,001       | 2,957        | 14,748      | 1,187        | 35,690       |
| Parts of carriages and carts (excluding rubber tyres) . . . Value   | —        | —       | —       | —       | —       | 58,552       | 21,165       | 57,818      | 59,831       | 75,340       |
| Perambulators and children's go-carts . . . No.   | 16       | 14      | 17      | 27      | 20      | 417          | 400          | 1,135       | 665          | 405          |
| Parts of perambulators and children's go-carts . . . Value  | —        | —       | —       | —       | —       | 154          | ..           | ..          | 864          | ..           |
| Cycles (other than motor cycles) and parts thereof and accessories—<br>Cycles imported entire or in sections . . . No.  | 1,168    | 725     | 21      | 28      | 706     | 36,317       | 8,863        | 928         | 1,228        | 31,853       |
| Parts of cycles and accessories (excluding rubber tyres) . . . Value  | —        | —       | —       | —       | —       | 7,36,587     | 7,70,861     | 6,08,586    | 7,71,184     | 7,70,322     |
| Total Cycles and parts thereof, etc. . . "  | —        | —       | —       | —       | —       | 8,22,654     | 7,88,744     | 6,09,512    | 7,72,412     | 8,11,080     |
| Mechanically propelled vehicles (excluding railway locomotives and tractors)—<br>Parts of aircraft . . . "  | —        | —       | —       | —       | —       | 6,119        | 264          | 251         | ..           | 1,089        |
| Carriages and parts for railways . . . "  | —        | —       | —       | —       | —       | 2,09,732     | 54,904       | 7,08,419    | 7,87,514     | 7,04,514     |
| Wagons and parts for railways . . . "   | —        | —       | —       | —       | —       | 4,82,223     | 1,10,181     | 1,76,990    | 40,885       | 2,50,538     |
| Motor cars (including taxi cabs) . . . No.  | 212      | 146     | 106     | 120     | 235     | 4,20,782     | 2,09,442     | 1,50,721    | 3,45,013     | 7,02,016     |
| Motor cycles (including scooters) . . . "   | 66       | 47      | 55      | 56      | 154     | 12,368       | 10,232       | 11,011      | 14,551       | 34,060       |
| Motor Omnibuses, motor vans, and motor lorries . . . "  | 6        | 4       | 6       | 21      | 76      | 11,989       | 15,002       | 29,739      | 60,902       | 2,75,343     |
| Parts of mechanically propelled vehicles and accessories, other than of aircraft (excluding rubber tyres) . . . Value   | —        | —       | —       | —       | —       | 4,38,088     | 5,00,894     | 3,40,415    | 3,47,792     | 3,07,945     |
| Ships, parts of . . . "   | —        | —       | —       | —       | —       | 2,348        | 1,570        | 21,560      | 2,487        | 5,089        |
| Total Vehicles . . . "  | —        | —       | —       | —       | —       | 24,83,225    | 17,15,924    | 21,76,320   | 23,21,483    | 33,25,277    |
| WAX OF ALL KINDS, other than PARAFFIN WAX . . . Cwts.   | 193      | 265     | 124     | 456     | 151     | 9,074        | 15,115       | 7,700       | 15,441       | 11,004       |
| WOOD AND TIMBER—<br>Deal and pine wood . . . Cubic Tons   | ..       | 154     | 183     | 413     | 432     | 1            | 0,934        | 11,503      | 31,239       | 20,783       |
| Other kinds of wood and timber . . . Value  | —        | —       | —       | —       | —       | 4,57,820     | 0,98,795     | 6,45,415    | 6,05,571     | 3,58,424     |
| Manufactures of wood, other than furniture and cabinetware . . . "  | —        | —       | —       | —       | —       | 1,35,221     | 1,88,654     | 1,61,550    | 2,17,248     | 3,13,786     |
| Total Wood and Timber . . . "   | —        | —       | —       | —       | —       | 5,93,042     | 3,07,435     | 3,18,477    | 9,17,157     | 7,01,003     |
| FOOTWEAR ARTICLES NOT MENTIONED . . . "   | —        | —       | —       | —       | —       | 10,08,938    | 8,03,776     | 7,09,619    | 6,95,509     | 6,46,222     |
| ALL OTHER ARTICLES OF MERCHANDISE . . . "   | —        | —       | —       | —       | —       | 3,19,174     | 3,84,588     | 4,51,453    | 6,13,872     | 6,61,065     |
| GRAND TOTAL . . . "   | —        | —       | —       | —       | —       | 10,19,91,240 | 10,99,72,100 | 8,98,50,889 | 10,10,40,681 | 12,34,15,673 |

No. 13—continued  
GERMANY—continued

EXPORTS THERETO

INDIAN MERCHANDISE

| ARTICLES  | QUANTITY   |          |            |            |            | VALUE       |             |             |           |           |
|---|------------|----------|------------|------------|------------|-------------|-------------|-------------|-----------|-----------|
|   | 1931-32    | 1932-33  | 1933-34    | 1934-35    | 1935-36    | 1931-32     | 1932-33     | 1933-34     | 1934-35   | 1935-36   |
| ANIMALS, LIVING . . . No.   | 6,680      | 2,260    | 21,440     | 37,607     | 64,100     | 18,665      | 8,780       | 14,329      | 16,035    | 20,007    |
| BONES FOR MANUFACTURING PURPOSES . . . Tons                         | 2,031      | 3,645    | 3,074      | 4,854      | 5,462      | 2,72,088    | 3,07,512    | 2,12,717    | 3,17,042  | 3,35,094  |
| BRISTLES . . . Cwts.  | 352        | 189      | 389        | 123        | 120        | 1,10,806    | 24,420      | 30,500      | 7,619     | 40,733    |
| BUILDING AND ENGINEERING MATERIALS . . . Value                      | —          | —        | —          | —          | —          | 10,002      | 33,660      | 5           | 20        | 9,537     |
| CASEIN . . . Cwts.  | 1,522      | 1,901    | 6,075      | 6,739      | 9,560      | 17,216      | 10,900      | 1,21,075    | 1,30,700  | 1,85,562  |
| CHEMICALS AND CHEMICAL PREPARATIONS . . . Value                     | —          | —        | —          | —          | —          | —           | 2,720       | —           | —         | —         |
| COFFEE . . . Cwts.  | 16,313     | 13,214   | 16,874     | 6,035      | 10,059     | 9,04,625    | 8,52,820    | 9,30,004    | 3,02,804  | 4,90,322  |
| COKE, MANUFACTURED . . . Value                                      | —          | —        | —          | —          | —          | —           | —           | —           | —         | —         |
| DRUGS AND MEDICINES (excluding CHEMICALS AND NARCOTICS) . . . Value | 02,480     | 102,120  | 131,480    | 103,612    | 159,591    | 11,50,262   | 10,61,488   | 12,98,228   | 10,59,905 | 15,73,055 |
| DYEING AND TANNING SUBSTANCES—                                      |            |          |            |            |            |             |             |             |           |           |
| Cutch and gambler . . . Cwts.                                       | 2,405      | 3,020    | 2,308      | 3,969      | 3,345      | 29,745      | 31,796      | 35,519      | 53,778    | 59,383    |
| Myrobalans . . . "  | 100,160    | 114,554  | 121,589    | 173,992    | 173,440    | 5,51,740    | 6,14,002    | 4,90,590    | 9,76,171  | 6,50,003  |
| Myrobalan extracts . . . "  | 203        | 800      | 400        | 1,922      | 5,044      | 2,238       | 8,801       | 4,001       | 10,229    | 50,481    |
| Turmeric . . . "  | 389        | 931      | 1,437      | 1,946      | 1,308      | 6,308       | 14,974      | 14,736      | 12,000    | 14,724    |
| Other sorts . . . "   | 3,905      | 7,517    | 5,181      | 5,336      | 6,595      | 37,498      | 38,304      | 25,108      | 27,834    | 39,070    |
| Total Dyeing and Tanning substances . . . "                         | 112,242    | 129,822  | 131,416    | 185,965    | 190,700    | 6,33,433    | 7,02,577    | 5,69,834    | 7,39,102  | 8,13,661  |
| FIBRE FOR BRUSHES AND BROOMS . . . Tons                             | 749        | 1,086    | 1,139      | 1,002      | 1,124      | 3,14,897    | 2,97,758    | 2,90,814    | 2,40,034  | 2,59,891  |
| FODDER, BRAN AND POLLARDS (excluding OIL-CAKE)—                     |            |          |            |            |            |             |             |             |           |           |
| Rice bran . . . "   | 44,273     | 20,367   | 1,035      | 3,251      | ..         | 10,11,451   | 6,67,416    | 14,637      | 30,056    | ..        |
| Other sorts of Bran, and Pollards . . . "                           | 209        | 150      | ..         | 1          | ..         | 7,025       | 5,150       | ..          | 50        | 12        |
| Other sorts of fodder . . . "                                       | 619        | 1,350    | 12         | ..         | 2          | 20,148      | 30,330      | 828         | ..        | 230       |
| Total of Fodder, Bran, and Pollards . . . "                         | 45,101     | 22,367   | 1,067      | 3,252      | 2          | 10,38,624   | 7,02,396    | 15,465      | 30,106    | 202       |
| FRUITS AND VEGETABLES . . . Value                                   | —          | —        | —          | —          | —          | 53,239      | 41,113      | 29,574      | 64,767    | 27,730    |
| GRAIN, PULSE AND FLOUR—   |            |          |            |            |            |             |             |             |           |           |
| Barley . . . Tons   | 1,139      | 3,392    | ..         | ..         | ..         | 74,352      | 2,14,521    | ..          | ..        | ..        |
| Jowar and Bajra . . . "   | 13,404     | 6,836    | ..         | ..         | ..         | 11,36,445   | 5,55,572    | ..          | ..        | ..        |
| Pulse . . . "   | 10         | 69       | 5,530      | 1,234      | ..         | 1,020       | 11,139      | 4,41,593    | 1,18,001  | ..        |
| Rice in the husk . . . "  | 23,485     | 36,427   | 731        | ..         | ..         | 9,90,159    | 10,38,045   | 24,892      | 39        | ..        |
| Rice not in the husk—   |            |          |            |            |            |             |             |             |           |           |
| Boiled rice . . . "   | 693        | 1,051    | 342        | 350        | 3,050      | 56,400      | 1,11,841    | 54,307      | 30,634    | 2,21,212  |
| Cleaned rice . . . "  | 329,531    | 212,008  | 236,393    | 355,105    | 75,869     | 1,53,35,597 | 1,45,97,073 | 1,34,25,737 | 89,76,536 | 52,55,771 |
| Broken cleaned rice . . . "   | 16,023     | 9,245    | 6,378      | 2,470      | 140        | 7,82,331    | 5,36,663    | 2,64,239    | 1,31,734  | 9,707     |
| Other sorts . . . "   | 15,659     | 5,802    | 2,000      | ..         | 150        | 10,94,393   | 3,41,100    | 1,00,455    | ..        | 6,711     |
| Total rice not in the husk . . . "                                  | 261,908    | 228,106  | 246,113    | 157,934    | 79,209     | 1,73,13,741 | 1,54,96,676 | 1,33,44,739 | 83,39,004 | 54,95,401 |
| Other sorts . . . "   | 215        | 338      | 260        | 248        | 45         | 23,970      | 34,132      | 25,790      | 21,215    | 4,715     |
| Total Grain, Pulse and Flour . . . "                                | 303,209    | 275,213  | 252,684    | 159,410    | 79,254     | 2,00,94,696 | 1,79,50,035 | 1,43,36,959 | 89,78,259 | 55,00,116 |
| GUMS AND RESINS . . . Cwts.   | 3,137      | 10,530   | 19,333     | 20,027     | 13,072     | 2,64,032    | 3,55,298    | 5,01,137    | 5,72,003  | 4,26,923  |
| HIDES AND SKINS, RAW—   |            |          |            |            |            |             |             |             |           |           |
| Hides, raw—   |            |          |            |            |            |             |             |             |           |           |
| Buffalo hides . . . { Tons  | 665        | 233      | 470        | 357        | 530        | 4,83,334    | 1,25,860    | 2,61,358    | 1,33,001  | 2,36,376  |
| =No.  | =136,557   | =56,876  | =125,140   | =36,408    | =140,032   |             |             |             |           |           |
| Cow hides . . . { Tons  | 4,355      | 3,413    | 5,115      | 4,341      | 5,373      | 27,21,224   | 18,16,737   | 31,34,357   | 27,10,924 | 34,34,730 |
| =No.  | =999,456   | =730,147 | =1,168,370 | =1,236,037 | =1,482,543 |             |             |             |           |           |
| Calf skins . . . { Tons   | 63         | 25       | 21         | 59         | 126        | 45,830      | 18,336      | 3,533       | 34,513    | 70,233    |
| =No.  | =30,042    | =10,350  | =3,900     | =23,075    | =54,925    |             |             |             |           |           |
| Total Hides, raw . . . { Tons                                       | 5,033      | 3,671    | 5,606      | 5,257      | 6,531      | 32,50,397   | 19,61,433   | 34,74,253   | 29,28,503 | 37,91,939 |
| =No.  | =1,136,055 | =847,673 | =1,297,910 | =1,340,210 | =1,678,400 |             |             |             |           |           |

No. 13—continued  
GERMANY—continued  
EXPORTS THERE TO—continued

## INDIAN MERCHANDISE—continued

| ARTICLES  | QUANTITY     |          |            |          |            | VALUE     |           |           |           |           |
|---|--------------|----------|------------|----------|------------|-----------|-----------|-----------|-----------|-----------|
|   | 1931-32      | 1932-33  | 1933-34    | 1934-35  | 1935-36    | 1931-32   | 1932-33   | 1933-34   | 1934-35   | 1935-36   |
| <b>HIDES AND SKINS, RAW—continued</b>                   |              |          |            |          |            |           |           |           |           |           |
| Skins, raw—   |              |          |            |          |            | R         | R         | R         | R         | R         |
| Goat skins  | Tons 123     | 122      | 169        | 88       | 322        | 1,86,087  | 8,04,536  | 5,07,573  | 1,06,023  | 4,12,044  |
|   | No. =121,417 | =304,198 | =1,428,819 | =188,173 | =484,308   |           |           |           |           |           |
| Sheep skins   | Tons 5       | 13       | 149        | 173      | 329        | 15,470    | 12,333    | 1,25,605  | 1,69,078  | 3,31,400  |
|   | No. =15,857  | =25,510  | =244,050   | =237,412 | =484,450   |           |           |           |           |           |
| Other skins   | Tons 38      | 147      | 118        | 14       | 80         | 76,849    | 4,01,433  | 0,85,059  | 70,398    | 1,12,518  |
|   | No. =128,411 | =681,514 | =618,559   | =110,590 | =77,468    |           |           |           |           |           |
| Total skins, raw  | Tons 166     | 282      | 436        | 275      | 687        | 2,29,006  | 8,68,302  | 13,18,397 | 3,06,304  | 5,56,661  |
|   | No. =205,385 | =661,322 | =2,292,028 | =586,175 | =1,040,226 |           |           |           |           |           |
| Cuttings of Hides and skins, raw                        | Tons 6       | ..       | 10         | 324      | 1,558      | 700       | ..        | 1,245     | 17,023    | 34,815    |
| HORNS, TIPS AND PIECES OF HORN                          | Cwts. 593    | 457      | 2,023      | 4,342    | 14,308     | 10,822    | 6,144     | 27,099    | 43,606    | 1,13,882  |
| INSTRUMENTS, APPARATUS AND APPLIANCES AND PARTS THEREOF | Value        | —        | —          | —        | —          | 630       | 85        | 50,530    | ..        | 1,099     |
| KAPOK   | Cwts. 2,343  | 461      | 646        | 474      | 3,342      | 40,745    | 13,186    | 13,776    | 11,295    | 79,625    |
| <b>LAO—</b>   |              |          |            |          |            |           |           |           |           |           |
| Button  | 1,638        | 1,386    | 1,195      | 1,077    | 2,000      | 98,705    | 49,090    | 89,568    | 73,076    | 74,560    |
| Seed  | 5,225        | 3,517    | 7,211      | 6,053    | 9,519      | 1,94,550  | 2,30,203  | 2,16,428  | 3,21,418  | 3,20,177  |
| Shell   | 34,498       | 34,264   | 40,299     | 20,388   | 28,466     | 14,72,430 | 10,48,101 | 11,04,512 | 13,22,340 | 9,05,724  |
| Stick   | 3,455        | 1,397    | 1,781      | 949      | 38         | 84,123    | 23,765    | 31,718    | 8,101     | 941       |
| Other kinds (excluding lac dye)                         | 16,924       | 10,949   | 3,154      | 13,928   | 14,576     | 2,22,155  | 89,412    | 61,109    | 1,57,154  | 1,04,845  |
| Total Lao   | 61,741       | 55,613   | 58,640     | 47,395   | 54,599     | 20,72,058 | 14,40,571 | 14,53,384 | 18,82,089 | 14,06,250 |
| <b>LEATHERS—</b>  |              |          |            |          |            |           |           |           |           |           |
| Skins, tanned or dressed—                               |              |          |            |          |            |           |           |           |           |           |
| Goat skins  | Tons ..      | ..       | 3          | 3        | 10         | 1,319     | ..        | 12,710    | 18,267    | 45,418    |
|   | No. =700     | ..       | =7,045     | =10,271  | =28,331    |           |           |           |           |           |
| Sheep skins   | Tons ..      | ..       | 30         | 33       | 4          | ..        | ..        | 49,637    | 61,045    | 14,440    |
|   | No. ..       | ..       | =43,034    | =62,043  | =13,167    |           |           |           |           |           |
| Other skins   | Tons ..      | 2        | ..         | ..       | ..         | 7,468     | 54,510    | 16,400    | 3,705     | 933       |
|   | No. =7,622   | =49,327  | =10,458    | =3,829   | =120       |           |           |           |           |           |
| Total skins, tanned or dressed                          | Tons ..      | 2        | 33         | 36       | 14         | 5,782     | 54,510    | 78,747    | 83,017    | 61,761    |
|   | No. =8,322   | =49,327  | =60,537    | =81,143  | =42,118    |           |           |           |           |           |
| Unwrought   | Cwts. 10     | 6        | 275        | 4        | 1          | 9,000     | 834       | 15,109    | 739       | 755       |
| <b>MANURES—</b>   |              |          |            |          |            |           |           |           |           |           |
| Bones for manurial purposes                             | Tons 280     | 20       | 400        | 1,113    | 577        | 23,549    | 2,800     | 26,291    | 92,390    | 45,978    |
| Bonemeal  | 603          | 40       | 253        | ..       | 164        | 52,763    | 5,600     | 15,920    | ..        | 10,364    |
| Fish Manures  | 905          | 582      | 431        | 85       | 85         | 1,27,787  | 50,640    | 43,892    | 9,400     | 2,950     |
| Other kinds   | ..           | 16       | 153        | ..       | 20         | 5         | 665       | 3,273     | ..        | 1,000     |
| Total Manures   | 1,788        | 658      | 1,287      | 1,198    | 796        | 2,07,104  | 59,705    | 94,376    | 1,01,790  | 60,292    |
| <b>METALS AND ORES—</b>                                 |              |          |            |          |            |           |           |           |           |           |
| Brass, Bronze and similar alloys and manufactures       | Cwts. 9      | 4        | 3          | 65       | 458        | 1,300     | 1,300     | 2,500     | 4,381     | 15,000    |
| Chromite (Chrome iron ore)                              | Tons 3,600   | 3,103    | 1,243      | 910      | 3,145      | 1,16,000  | 1,02,204  | 38,885    | 27,588    | 96,490    |
| Copper  | 241,082      | 224,102  | 192,199    | 200,693  | 171,291    | 26,78,398 | 24,76,388 | 37,32,186 | 19,68,300 | 26,05,266 |
| Iron (a)  | ..           | ..       | 7,495      | 3,112    | 307        | ..        | ..        | 1,81,338  | 75,692    | 7,055     |
| Iron or Steel (b)                                       | 13,023       | 8,029    | ..         | ..       | ..         | 4,64,842  | 2,81,397  | ..        | ..        | ..        |
| Lead, pig   | 52,001       | ..       | ..         | 4,000    | 22,703     | 6,90,909  | ..        | ..        | 43,801    | 3,30,122  |
| .. other sorts  | ..           | ..       | 1,000      | ..       | 16,909     | ..        | ..        | 5,000     | ..        | 45,506    |

(a) Separately recorded from 1933-34.  
(b) Includes 'Iron' upto 1932-33.

No. 13—continued  
 GERMANY—continued  
 EXPORTS THERE TO—continued

## INDIAN MERCHANDISE—continued

| ARTICLES  | QUANTITY       |                |                |                |                  | VALUE            |                  |                  |                  |                  |
|---|----------------|----------------|----------------|----------------|------------------|------------------|------------------|------------------|------------------|------------------|
|   | 1931-32        | 1932-33        | 1933-34        | 1934-35        | 1935-36          | 1931-32          | 1932-33          | 1933-34          | 1934-35          | 1935-36          |
| <b>METALS AND ORES—</b>                           |                |                |                |                |                  | R                | R                | R                | R                | R                |
| Manganese ore . . . Tons                          | 1,820          | 1,311          | 2,620          | 1,330          | 17,212           | 40,504           | 25,224           | 60,296           | 31,336           | 3,79,375         |
| Wolfram ore . . . "                               | 656            | 151            | 238            | 261            | 186              | 3,76,638         | 60,823           | 1,70,944         | 4,04,015         | 2,53,050         |
| Tin ore . . . "                                   | "              | "              | 7              | "              | "                | "                | "                | 12,992           | "                | "                |
| Zinc or Spelter . . . Cwts.                       | 50             | 25,000         | 33,000         | 99,000         | 65,000           | 1,000            | 62,500           | 65,000           | 1,53,450         | 1,55,100         |
| Metals, unenumerated . . "                        | 64,238         | 71,208         | 69,182         | 36,702         | 65,483           | 7,72,502         | 8,14,482         | 9,03,380         | 12,80,517        | 13,63,047        |
| Ores . . . Tons                                   | "              | 161            | 178            | 320            | "                | 17               | 20,250           | 17,375           | 10,784           | "                |
| <b>Total of Metals and Ores . . "</b>             | <b>37,014</b>  | <b>28,775</b>  | <b>29,850</b>  | <b>25,458</b>  | <b>30,497</b>    | <b>51,23,105</b> | <b>38,53,568</b> | <b>41,90,376</b> | <b>39,99,864</b> | <b>46,51,952</b> |
| <b>MICA—</b>                                      |                |                |                |                |                  |                  |                  |                  |                  |                  |
| In blocks . . . Cwts.                             | 31             | 480            | 713            | 2,022          | 1,304            | 20,483           | 94,140           | 1,22,611         | 3,08,867         | 2,13,503         |
| " splittings . . . "                              | 3,866          | 5,513          | 5,441          | 3,184          | 14,375           | 1,72,306         | 1,73,054         | 2,32,711         | 3,32,449         | 4,07,315         |
| <b>Total Mica . . . "</b>                         | <b>3,957</b>   | <b>5,993</b>   | <b>6,159</b>   | <b>10,206</b>  | <b>16,269</b>    | <b>1,92,789</b>  | <b>2,67,194</b>  | <b>3,55,322</b>  | <b>6,41,316</b>  | <b>6,81,318</b>  |
| <b>OILS—</b>                                      |                |                |                |                |                  |                  |                  |                  |                  |                  |
| Essential . . . Gals.                             | 6,590          | 4,000          | 4,374          | 6,257          | 13,415           | 1,71,852         | 65,066           | 94,731           | 1,23,443         | 2,01,109         |
| Mineral . . . "                                   | 120            | 125            | 10             | 420            | 177              | 550              | 420              | 20               | 280              | 81               |
| <b>Vegetable, non-essential—</b>                  |                |                |                |                |                  |                  |                  |                  |                  |                  |
| Castor . . . "                                    | 131,169        | 158,520        | 240,452        | 260,364        | 152,985          | 1,77,552         | 2,28,557         | 3,50,415         | 4,00,176         | 2,26,220         |
| Groundnut . . . "                                 | 25,063         | 53,223         | 4,080          | "              | "                | 35,188           | 74,050           | 5,200            | "                | "                |
| Other sorts . . . "                               | 242            | 1,222          | 3,301          | 4,133          | 2,280            | 1,490            | 2,808            | 4,932            | 3,063            | 7,820            |
| <b>Total of Vegetable, non-essential . . "</b>    | <b>156,493</b> | <b>212,065</b> | <b>248,333</b> | <b>264,997</b> | <b>155,265</b>   | <b>2,14,230</b>  | <b>3,06,405</b>  | <b>3,70,637</b>  | <b>4,09,844</b>  | <b>2,34,049</b>  |
| <b>Total of Oils . . . "</b>                      | <b>163,203</b> | <b>217,000</b> | <b>252,717</b> | <b>271,374</b> | <b>168,857</b>   | <b>3,86,642</b>  | <b>3,72,891</b>  | <b>4,65,388</b>  | <b>5,33,567</b>  | <b>4,35,329</b>  |
| <b>OILCAKES—</b>                                  |                |                |                |                |                  |                  |                  |                  |                  |                  |
| Coconut cake . . . Tons                           | 655            | "              | "              | "              | "                | 36,904           | "                | "                | "                | "                |
| Cotton cake . . . "                               | 500            | "              | "              | 500            | "                | 27,500           | "                | "                | 22,246           | "                |
| Groundnut cake . . . "                            | 51,869         | 66,303         | 25,404         | 32,446         | 14,303           | 34,62,024        | 45,46,612        | 16,06,633        | 19,90,099        | 9,10,233         |
| Linseed cake . . . "                              | 2,745          | 2,105          | 993            | 200            | "                | 2,22,524         | 1,46,067         | 67,354           | 13,277           | "                |
| Others . . . "                                    | 636            | 510            | 104            | 200            | "                | 35,389           | 24,880           | 4,529            | 5,456            | "                |
| <b>Total Oilcakes . . . "</b>                     | <b>56,485</b>  | <b>68,918</b>  | <b>26,501</b>  | <b>33,346</b>  | <b>14,303</b>    | <b>37,85,791</b> | <b>47,17,545</b> | <b>16,78,521</b> | <b>20,40,078</b> | <b>9,10,233</b>  |
| <b>PAINTS AND PAINTERS' MATERIALS . . . Value</b> | <b>—</b>       | <b>—</b>       | <b>—</b>       | <b>—</b>       | <b>—</b>         | <b>62,010</b>    | <b>1,12,612</b>  | <b>12,130</b>    | <b>16,802</b>    | <b>21,306</b>    |
| <b>PAPER MAKING MATERIALS Cwts.</b>               | <b>315</b>     | <b>1,321</b>   | <b>493</b>     | <b>44</b>      | <b>852</b>       | <b>3,915</b>     | <b>15,772</b>    | <b>6,240</b>     | <b>750</b>       | <b>3,010</b>     |
| <b>PARAFFIN WAX . . . Tons</b>                    | <b>1,034</b>   | <b>1,415</b>   | <b>5,048</b>   | <b>435</b>     | <b>325</b>       | <b>4,35,276</b>  | <b>5,97,100</b>  | <b>21,23,592</b> | <b>1,34,450</b>  | <b>1,36,500</b>  |
| <b>RUBBER, RAW . . . Lbs.</b>                     | <b>324,800</b> | <b>67,200</b>  | <b>353,631</b> | <b>104,323</b> | <b>1,937,986</b> | <b>71,794</b>    | <b>3,400</b>     | <b>62,493</b>    | <b>20,648</b>    | <b>5,12,436</b>  |
| <b>SEEDS—</b>                                     |                |                |                |                |                  |                  |                  |                  |                  |                  |
| <b>Oil-seeds—</b>                                 |                |                |                |                |                  |                  |                  |                  |                  |                  |
| Essential . . . Tons.                             | 26             | 25             | 35             | "              | 64               | 4,661            | 5,512            | 7,308            | "                | 10,640           |
| <b>Non-essential—</b>                             |                |                |                |                |                  |                  |                  |                  |                  |                  |
| Castor . . . "                                    | 925            | 1,562          | 4,472          | 3,273          | 522              | 1,32,047         | 2,19,286         | 5,49,750         | 3,70,459         | 73,633           |
| Groundnuts . . . "                                | 121,751        | 48,129         | 97,249         | 65,116         | 71,268           | 1,76,00,394      | 75,80,112        | 1,18,17,219      | 72,70,266        | 1,12,21,414      |
| Linseed . . . "                                   | 9,844          | 9,480          | 10,316         | 5,421          | 3,410            | 13,64,143        | 13,31,562        | 13,35,057        | 7,69,400         | 11,03,892        |
| Mustard . . . "                                   | 308            | 446            | 337            | 301            | 74               | 67,598           | 69,369           | 52,333           | 52,507           | 15,660           |



INDIAN MERCHANDISE—continued

| ARTICLES  | QUANTITY       |                |                |                |                | VALUE              |                    |                    |                  |                    |
|---|----------------|----------------|----------------|----------------|----------------|--------------------|--------------------|--------------------|------------------|--------------------|
|   | 1931-32        | 1932-33        | 1933-34        | 1934-35        | 1935-36        | 1931-32            | 1932-33            | 1933-34            | 1934-35          | 1935-36            |
| <b>SEEDS—contd.</b>                                     |                |                |                |                |                |                    |                    |                    |                  |                    |
| <b>Non-essential—contd.</b>                             |                |                |                |                |                |                    |                    |                    |                  |                    |
| Niger . . . . Tons                                      | 831            | 1,460          | 1,305          | 830            | 830            | 99,027             | 1,81,450           | 1,35,993           | 68,141           | 94,001             |
| Poppy . . . . "   | 1              | 204            | 95             | ..             | ..             | 270                | 36,392             | 16,650             | ..               | ..                 |
| Rape . . . . "  | 4,028          | 9,053          | 9,779          | 4,194          | 4,700          | 5,25,134           | 13,29,432          | 10,90,583          | 4,54,970         | 6,04,000           |
| Sesamum (oil or lin) "                                  | 300            | 200            | 385            | 110            | ..             | 1,13,990           | 36,000             | 55,080             | 14,480           | ..                 |
| Others . . . . "  | ..             | 166            | 1,780          | 32             | 2              | 647                | 25,627             | 1,94,669           | 3,434            | 432                |
| Other than oil seeds . . "                              | 50             | 22             | 15             | 4              | 3              | 7,052              | 2,165              | 1,800              | 1,438            | 1,485              |
| <b>Total Seeds . . . . "</b>                            | <b>133,070</b> | <b>10,762</b>  | <b>125,728</b> | <b>70,231</b>  | <b>85,870</b>  | <b>1,99,54,963</b> | <b>1,07,16,410</b> | <b>1,52,40,447</b> | <b>89,40,098</b> | <b>1,31,20,122</b> |
| <b>SPICES—</b>  |                |                |                |                |                |                    |                    |                    |                  |                    |
| Cardamoms . . . Cwts.                                   | 855            | 1,343          | 1,584          | 1,296          | 1,175          | 1,15,567           | 2,27,772           | 2,22,396           | 1,61,666         | 1,07,830           |
| Ginger . . . . "  | 2,018          | 3,044          | 3,758          | 791            | 300            | 56,126             | 76,510             | 87,508             | 19,559           | 11,661             |
| Pepper . . . . "  | 2,369          | 1,051          | 4,365          | 1,850          | 165            | 85,637             | 52,210             | 1,25,708           | 53,108           | 6,600              |
| Other sorts . . . . "                                   | ..             | 57             | ..             | ..             | ..             | ..                 | 515                | 20                 | ..               | ..                 |
| <b>Total Spices . . . . "</b>                           | <b>5,237</b>   | <b>6,075</b>   | <b>9,707</b>   | <b>3,937</b>   | <b>1,600</b>   | <b>2,67,880</b>    | <b>3,55,007</b>    | <b>4,35,632</b>    | <b>2,39,252</b>  | <b>1,86,097</b>    |
| <b>TEA, BLACK . . . . Lbs.</b>                          | <b>109,481</b> | <b>126,808</b> | <b>258,809</b> | <b>142,047</b> | <b>142,512</b> | <b>80,609</b>      | <b>84,725</b>      | <b>1,98,592</b>    | <b>1,00,212</b>  | <b>91,019</b>      |
| <b>TEA, WASTE FOR THE MANUFACTURE OF CAFFEINE . . "</b> | <b>..</b>      | <b>228,945</b> | <b>2,350</b>   | <b>..</b>      | <b>..</b>      | <b>..</b>          | <b>19,347</b>      | <b>103</b>         | <b>..</b>        | <b>..</b>          |
| <b>FIBRES—</b>  |                |                |                |                |                |                    |                    |                    |                  |                    |
| <b>Cotton—</b>  |                |                |                |                |                |                    |                    |                    |                  |                    |
| Raw . . . . Tons  | 29,575         | 29,777         | 43,034         | 27,387         | 47,070         | 1,47,52,687        | 1,31,21,959        | 2,03,51,618        | 1,36,80,643      | 2,60,71,316        |
| Waste . . . . Cwts.                                     | 55,192         | 53,840         | 56,214         | 54,654         | 91,057         | 5,09,094           | 5,22,216           | 6,02,355           | 6,42,631         | 13,54,017          |
| Manufactures (including twist and yarn) Value           | —              | —              | —              | —              | —              | 457                | 10,265             | 20,023             | 20,597           | 850                |
| <b>Hemp (chiefly man)—</b>                              |                |                |                |                |                |                    |                    |                    |                  |                    |
| Raw . . . . Cwts.                                       | 14,755         | 59,486         | 65,602         | 48,923         | 68,141         | 1,70,172           | 6,08,035           | 6,02,073           | 4,08,562         | 6,25,448           |
| <b>Jute—</b>  |                |                |                |                |                |                    |                    |                    |                  |                    |
| Raw . . . . Tons  | 139,853        | 121,710        | 165,411        | 137,432        | 151,951        | 2,43,68,769        | 2,11,70,530        | 2,42,04,644        | 2,00,94,207      | 2,73,21,550        |
| <b>Manufactures—</b>                                    |                |                |                |                |                |                    |                    |                    |                  |                    |
| Sacking Gunny Bags No.                                  | 1,422,300      | 2,622,143      | 1,507,600      | 903,800        | 1,762,800      | 4,51,215           | 5,17,771           | 4,15,318           | 2,19,982         | 4,35,294           |
| Hessian Gunny Bags "                                    | 290,000        | 149,000        | 45,000         | 5,000          | 200,000        | 28,875             | 15,950             | 3,425              | 1,350            | 10,000             |
| Hessian Gunny Cloth Yards                               | 1,673,900      | 776,000        | 290,000        | 14,000         | ..             | 1,59,515           | 84,038             | 32,816             | 1,795            | ..                 |
| <b>Wool—</b>  |                |                |                |                |                |                    |                    |                    |                  |                    |
| Raw . . . . Lbs.  | 248,380        | 316,953        | 531,747        | 189,541        | 297,241        | 1,42,825           | 1,24,116           | 2,25,727           | 69,372           | 1,21,353           |
| <b>Manufactures—</b>                                    |                |                |                |                |                |                    |                    |                    |                  |                    |
| Carpets and rugs . . "                                  | 9,074          | 720            | 2,721          | 1,251          | 30,660         | 7,659              | 3,722              | 3,862              | 1,205            | 13,503             |
| <b>TOBACCO—</b>   |                |                |                |                |                |                    |                    |                    |                  |                    |
| Unmanufactured . . "                                    | ..             | 101,491        | 12,600         | ..             | 6,300          | ..                 | 17,134             | 1,250              | ..               | 510                |

No. 13—continued

GERMANY—continued

EXPORTS THERE TO—continued

## INDIAN MERCHANDISE—concluded

| ARTICLES                                       | QUANTITY |         |         |         |         | VALUE        |             |             |             |             |
|--|----------|---------|---------|---------|---------|--------------|-------------|-------------|-------------|-------------|
|  | 1931-32  | 1932-33 | 1933-34 | 1934-35 | 1935-36 | 1931-32      | 1932-33     | 1933-34     | 1934-35     | 1935-36     |
| WOOD AND TIMBER—                               |          |         |         |         |         | ₹            | ₹           | ₹           | ₹           | ₹           |
| Teak wood . . . . . Cubic Tons                 | 94       | 249     | 1,239   | 2,321   | 4,587   | 29,096       | 67,203      | 3,19,80     | 5,05,457    | 10,40,282   |
| Sandal wood . . . . . Tons                     | ..       | 12      | 15      | ..      | ..      | ..           | 18,850      | 21,800      | ..          | ..          |
| Other kinds of wood and timber . . . . . Value | —        | —       | —       | —       | —       | 3,729        | 2,180       | 5,870       | 3,594       | 15,813      |
| Total Wood and Timber ;;                       | —        | —       | —       | —       | —       | 30,426       | 88,323      | 3,47,470    | 5,09,051    | 10,60,045   |
| POSTAL ARTICLES NOT REQUIRED . . . . . "       | —        | —       | —       | —       | —       | ..           | 1,58,086    | 97,330      | 67,043      | 87,319      |
| ALL OTHER ARTICLES OF MERCHANDISE . . . . . "  | —        | —       | —       | —       | —       | 8,80,341     | 6,51,884    | 10,03,023   | 9,25,090    | 5,74,487    |
| GRAND TOTAL . . . . . "                        | —        | —       | —       | —       | —       | 10,27,86,550 | 8,50,03,712 | 9,83,03,022 | 7,16,71,208 | 9,50,20,502 |

## FOREIGN MERCHANDISE

| ARTICLES   | QUANTITY  |           |         |         |         | VALUE        |             |             |             |             |
|--|-----------|-----------|---------|---------|---------|--------------|-------------|-------------|-------------|-------------|
|  | 1931-32   | 1932-33   | 1933-34 | 1934-35 | 1935-36 | ₹            | ₹           | ₹           | ₹           | ₹           |
| APPAREL (including DRAPERY, UNIFORMS, ACCOUTREMENTS but excluding HOSIERY AND BOOTS AND SHOES) . . . . . Value | —         | —         | —       | —       | —       | 11,385       | 22,705      | 16,318      | 19,040      | 15,970      |
| DRUGS AND MEDICINES . . . . . "  | —         | —         | —       | —       | —       | 16,812       | 26,089      | 11,539      | 1,61,806    | 67,221      |
| DYEING AND TANNING SUBSTANCES . . . . . "  | —         | —         | —       | —       | —       | 75           | 10,327      | 46,612      | 84,955      | ..          |
| FRUITS AND VEGETABLES . . . . . "  | —         | —         | —       | —       | —       | 10,984       | 7,842       | 16,280      | 3,040       | 23,542      |
| FURNITURE AND CABINET-WARE . . . . . "   | —         | —         | —       | —       | —       | 9,760        | 2,700       | 6,214       | 13,025      | 7,230       |
| GUMS AND RESINS . . . . . Cwts.  | 2,719     | 3,110     | 5,452   | 3,831   | 2,732   | 68,489       | 74,693      | 93,052      | 54,293      | 41,518      |
| HARDWARE (excluding CUTLERY AND ELECTRO-PLATED WARE) . . . . . Value   | —         | —         | —       | —       | —       | 2,53,500     | 1,74,229    | 83,004      | 68,514      | 87,405      |
| HIDES AND SKINS, RAW—  |           |           |         |         |         |              |             |             |             |             |
| Skins, raw . . . . . { Tons =No.   | 3 =13,735 | 4 =11,747 | ..      | ..      | ..      | 62,383       | 11,235      | ..          | ..          | ..          |
| INSTRUMENTS, APPARATUS, AND APPLIANCES, AND PARTS THEREOF . . . . . Value                                      | —         | —         | —       | —       | —       | 68,700       | 66,486      | 70,216      | 54,297      | 46,194      |
| LEATHER . . . . . "  | —         | —         | —       | —       | —       | 15,008       | 167         | 700         | 3,395       | 6,956       |
| MACHINERY AND MILLWORK . . . . . "   | —         | —         | —       | —       | —       | 51,658       | 65,371      | 43,463      | 75,411      | 47,368      |
| METALS AND ORES—   |           |           |         |         |         |              |             |             |             |             |
| Brass, Bronze and similar alloys, wrought . . . . . Cwts.  | 12        | ..        | 237     | 6,531   | 1,597   | 978          | 30          | 6,520       | 1,00,422    | 38,742      |
| Iron and Steel . . . . . Tons  | 617       | ..        | 104     | 1       | 2       | 43,618       | 200         | 3,660       | 257         | 227         |
| Metals unenumerated . . . . . Cwts.  | 3,252     | 1,716     | 5,845   | 5,256   | 3,077   | 36,700       | 48,373      | 1,29,630    | 1,22,532    | 1,01,735    |
| SEEDS . . . . . Tons   | 24        | 42        | 1       | ..      | 12      | 4,937        | 12,750      | 1,680       | ..          | 4,235       |
| TEXTILES—  |           |           |         |         |         |              |             |             |             |             |
| Cotton, raw . . . . . Tons   | ..        | ..        | 248     | 77      | 249     | ..           | 150         | 1,51,373    | 42,400      | 2,31,040    |
| Wool—  |           |           |         |         |         |              |             |             |             |             |
| Raw . . . . . Lbs.   | 6         | 5,435     | 67,552  | 75,343  | 32,522  | 5            | 2,338       | 18,721      | 20,650      | 9,330       |
| Manufactures . . . . . Value   | —         | —         | —       | —       | —       | 8,047        | 26,150      | 28,083      | 8,915       | 10,702      |
| Other textiles manufactured . . . . . "  | —         | —         | —       | —       | —       | 7,130        | ..          | 805         | 23,622      | 2,407       |
| VEHICLES (excluding LOCOMOTIVES, ETC., FOR RAILWAYS) . . . . . "   | —         | —         | —       | —       | —       | 6,735        | 11,582      | 2,862       | 18,032      | 20,073      |
| POSTAL ARTICLES . . . . . "  | —         | —         | —       | —       | —       | ..           | 10,161      | 12,524      | 9,300       | 3,462       |
| ALL OTHER ARTICLES OF MERCHANDISE . . . . . "  | —         | —         | —       | —       | —       | 79,432       | 93,155      | 1,33,853    | 1,58,491    | 51,542      |
| GRAND TOTAL . . . . . "  | —         | —         | —       | —       | —       | 7,61,636     | 6,72,333    | 8,69,944    | 9,98,207    | 8,29,159    |
| GRAND TOTAL OF INDIAN AND FOREIGN MERCHANDISE . . . . . "  | —         | —         | —       | —       | —       | 10,35,47,386 | 8,65,76,045 | 9,02,33,566 | 7,26,77,605 | 9,58,68,011 |

No. 13—continued  
NETHERLANDS  
IMPORTS THEREFROM

| ARTICLES   | QUANTITY |         |         |         |         | VALUE    |          |          |          |          |
|--|----------|---------|---------|---------|---------|----------|----------|----------|----------|----------|
|  | 1931-32  | 1932-33 | 1933-34 | 1934-35 | 1935-36 | 1931-32  | 1932-33  | 1933-34  | 1934-35  | 1935-36  |
|  |          |         |         |         |         | R        | R        | R        | R        | R        |
| ANIMALS, LIVING . . . Nos.   | 25       | ..      | ..      | 25      | ..      | 21,572   | ..       | ..       | 194      | ..       |
| ASBESTOS—  |          |         |         |         |         |          |          |          |          |          |
| Manufactures . . . Value   | —        | —       | —       | —       | —       | 12,745   | 8,961    | 1,538    | 1,277    | 300      |
| BREKING FOR MACHINERY "  | —        | —       | —       | —       | —       | 22,450   | 79,001   | 47,194   | 65,519   | 51,253   |
| BOOKS, PRINTED, AND PRINTED<br>MATTER (not being<br>STATIONERY), including<br>MAPS AND CHART . . . Cwts. | 207      | 147     | 113     | 313     | 147     | 25,855   | 11,677   | 20,255   | 22,712   | 10,365   |
| BUILDING AND ENGINEERING<br>MATERIALS,<br>OTHER THAN OF IRON,<br>STEEL OR WOOD—                          |          |         |         |         |         |          |          |          |          |          |
| Asphalt . . . . . Tons   | 7,210    | 1,300   | 2       | 112     | 17      | 5,00,301 | 93,533   | 163      | 9,030    | 2,554    |
| Cement . . . . . "   | 38       | 21      | 393     | 34      | 34      | 6,777    | 5,131    | 14,640   | 5,205    | 3,952    |
| Tiles . . . . . Nos.   | 329,715  | 35,045  | 15,000  | 2,600   | 11,600  | 20,731   | 7,665    | 1,418    | 292      | 2,353    |
| Other kinds . . . . . Value  | —        | —       | —       | —       | —       | 462      | 4,037    | 3,451    | 2,127    | 3,430    |
| Total Building and En-<br>gineering Materials . . . "  | —        | —       | —       | —       | —       | 5,97,271 | 1,10,446 | 19,081   | 17,314   | 12,289   |
| CHEMICALS AND CHEMICAL<br>PREPARATIONS (excluding<br>CHEMICAL MANURES AND<br>MEDICINES)—                 |          |         |         |         |         |          |          |          |          |          |
| Acids—   |          |         |         |         |         |          |          |          |          |          |
| Acetic (pyroligneous<br>acid) . . . . . Cwts.  | 278      | 265     | 209     | 505     | 235     | 7,152    | 7,833    | 7,394    | 16,694   | 6,363    |
| Oxalic . . . . . "   | 543      | 747     | 743     | 261     | 1,693   | 14,595   | 24,740   | 24,056   | 8,338    | 53,682   |
| Sulphuric . . . . . "  | 4,641    | 4,575   | 377     | 211     | 155     | 20,128   | 29,475   | 3,470    | 1,733    | 1,622    |
| Other sorts . . . . . "  | 271      | 209     | 554     | 439     | 438     | 15,629   | 17,953   | 17,641   | 14,962   | 14,000   |
| Total Acids . . . . . "  | 5,733    | 5,796   | 1,833   | 1,416   | 2,521   | 67,504   | 80,001   | 52,570   | 42,277   | 76,781   |
| Ammonia and salts thereof—   |          |         |         |         |         |          |          |          |          |          |
| Anhydrous . . . . . "  | 154      | 32      | 23      | ..      | ..      | 14,845   | 1,916    | 1,933    | ..       | ..       |
| Others . . . . . "   | 31       | 455     | 1,298   | 562     | 3,940   | 2,792    | 6,215    | 21,306   | 12,452   | 35,062   |
| Carbide of Calcium . . . . . "   | 2,539    | 6,233   | 1,633   | 10      | 13      | 44,735   | 75,245   | 20,629   | 181      | 177      |
| Glycerine . . . . . "  | 259      | 273     | 349     | 32      | 793     | 9,592    | 9,455    | 10,443   | 2,742    | 44,205   |
| Potassium compounds . . . . . "  | 29       | 533     | 601     | 513     | 343     | 11,121   | 18,694   | 21,072   | 24,717   | 11,365   |
| Soda compounds . . . . . "   | 3,931    | 3,632   | 215     | 133     | 234     | 30,972   | 1,16,034 | 6,823    | 3,237    | 4,837    |
| Other sorts of chemicals . . . . . Value   | —        | —       | —       | —       | —       | 4,17,454 | 3,59,945 | 1,34,023 | 2,81,651 | 4,14,951 |
| Total Chemicals and che-<br>mical preparations, ex-<br>cl.   | —        | —       | —       | —       | —       | 6,48,335 | 6,67,505 | 3,18,304 | 3,67,457 | 5,37,768 |

No. 13—continued  
NETHERLANDS—continued  
IMPORTS THEREFROM—continued

| ARTICLES  | QUANTITY |         |         |         |         | VALUE    |          |          |          |          |
|---|----------|---------|---------|---------|---------|----------|----------|----------|----------|----------|
|   | 1931-32  | 1932-33 | 1933-34 | 1934-35 | 1935-36 | 1931-32  | 1932-33  | 1933-34  | 1934-35  | 1935-36  |
|   |          |         |         |         |         | ƒ        | ƒ        | ƒ        | ƒ        | ƒ        |
| COFFEE other than ROASTED OR GROUND . . . Cwts.             | 300      | ..      | ..      | ..      | ..      | 18,120   | ..       | ..       | ..       | ..       |
| COKE MANUFACTURES . . . "                                   | 60       | 214     | 182     | 117     | 105     | 4,622    | 12,064   | 8,141    | 23,320   | 7,513    |
| CUTLERY . . . Value   | —        | —       | —       | —       | —       | 5,445    | 16,174   | 485      | 43,464   | 451      |
| DRUGS AND MEDICINES excluding CHEMICALS AND NARCOTICS—      |          |         |         |         |         |          |          |          |          |          |
| Codliver oil . . . Lbs.                                     | 440      | 4,840   | 14,482  | 4,725   | 900     | 168      | 6,334    | 10,417   | 8,132    | 3,061    |
| Proprietary and patent medicines . . . Value                | —        | —       | —       | —       | —       | 67,703   | 63,855   | 84,905   | 52,618   | 31,805   |
| Quinine Salts—  |          |         |         |         |         |          |          |          |          |          |
| Quinine sulphate or bisulphate . . . Lbs.                   | 5,031    | 4,138   | 6,562   | 7,248   | 7,182   | 90,609   | 68,638   | 1,14,083 | 1,42,427 | 1,43,074 |
| Quinine hydrochloride or dihydrochloride . . . "            | 738      | 365     | 202     | 634     | 1,130   | 19,656   | 12,189   | 5,512    | 13,617   | 28,440   |
| Other Sorts . . . "   | 2,592    | 1,354   | 3,426   | 4,085   | 3,730   | 1,01,303 | 30,104   | 1,37,414 | 78,708   | 82,909   |
| Total . . . "   | 8,361    | 6,857   | 10,190  | 11,967  | 12,101  | 2,11,600 | 1,70,931 | 2,57,909 | 2,29,747 | 2,54,513 |
| Other sorts of drugs and medicines . . . Value              | —        | —       | —       | —       | —       | 2,18,001 | 2,03,354 | 3,40,632 | 3,55,372 | 4,41,053 |
| Total Drugs and Medicines . . . "                           | —        | —       | —       | —       | —       | 4,98,430 | 4,44,474 | 6,98,541 | 6,45,800 | 7,30,432 |
| DRYING AND TANNING SUBSTANCES—                              |          |         |         |         |         |          |          |          |          |          |
| Dyes obtained from coal tar*—                               |          |         |         |         |         |          |          |          |          |          |
| Aniline † . . . Lbs.  | 55,837   | —       | —       | —       | —       | 65,928   | —        | —        | —        | —        |
| Congo red (a) . . . "                                       | —        | 38      | 2,794   | 113     | 16,636  | —        | 45       | 2,893    | 165      | 11,199   |
| Coupling Dyes of the naphthol group—                        |          |         |         |         |         |          |          |          |          |          |
| Naphthol rapid fast colours (rapid salts and bases) . . . " | —        | 3,495   | 7,342   | —       | —       | —        | 11,604   | 33,538   | —        | —        |
| Other salts . . . "   | —        | 7,246   | 10,376  | 666     | 446     | —        | 19,440   | 22,086   | 5,130    | 8,948    |
| Vata—   |          |         |         |         |         |          |          |          |          |          |
| Indigo . . . "  | 1,120    | ..      | ..      | ..      | 50,848  | 1,506    | ..       | ..       | ..       | 76,543   |
| Other sorts—powder (a) . . . "                              | —        | 1,883   | 110     | ..      | ..      | —        | 16,153   | 2,825    | ..       | ..       |
| Metanil, yellow (a) . . . "                                 | —        | 32,520  | 9,018   | 224     | 4,276   | —        | 46,191   | 12,940   | 370      | 5,677    |
| Others . . . "  | 28       | 15,016  | 17,600  | 16,549  | 42,921  | 32       | 37,795   | 38,127   | 33,157   | 59,420   |
| Total Dyes obtained from Coal tar . . . "                   | 56,985   | 60,198  | 47,240  | 17,552  | 115,177 | 67,466   | 1,31,234 | 1,12,400 | 36,322   | 1,57,237 |
| Other sorts (including lac-dye) . . . Cwts.                 | 100      | 9       | 2       | 5       | 140     | 1,246    | 759      | 87       | 843      | 2,818    |
| Total Dyeing and Tanning substances . . . Value             | —        | —       | —       | —       | —       | 68,712   | 1,31,992 | 1,12,486 | 39,165   | 1,60,105 |
| EARTHENWARE AND PORCELAIN—                                  |          |         |         |         |         |          |          |          |          |          |
| Earthenware . . . "   | —        | —       | —       | —       | —       | 47,527   | 8,188    | 21,372   | 10,344   | 5,934    |
| Porcelain . . . "   | —        | —       | —       | —       | —       | 10,349   | ..       | 5        | 24       | 46       |
| Total Earthenware and Porcelain . . . "                     | —        | —       | —       | —       | —       | 57,876   | 8,188    | 21,377   | 10,368   | 5,980    |
| GLASS AND GLASSWARE—  |          |         |         |         |         |          |          |          |          |          |
| Bottles and Phials . . . Gross                              | 135      | 56      | 1,009   | 272     | 422     | 1,068    | 837      | 19,949   | 2,364    | 1,237    |
| Sheet and plate . . . Sq. ft.                               | 98,578   | 101,271 | 197,182 | 9,431   | 23,541  | 1,08,355 | 1,13,842 | 50,719   | 12,037   | 27,236   |
| Other glassware . . . Value                                 | —        | —       | —       | —       | —       | 4,438    | 4,331    | 15,483   | 8,686    | 46,270   |
| Total Glass and Glassware . . . "                           | —        | —       | —       | —       | —       | 1,10,259 | 1,19,010 | 1,16,151 | 23,557   | 74,743   |
| GLUE . . . Cwts.  | 659      | 499     | 358     | 137     | 241     | 26,904   | 12,332   | 8,223    | 4,157    | 4,338    |
| GUMS AND RESINS . . . "                                     | 207      | 426     | 166     | 199     | 517     | 3,719    | 11,546   | 4,783    | 5,751    | 6,224    |

\* Revised classification has been introduced from 1932-33.  
† Discontinued from 1932-33.  
(a) Separately recorded from 1932-33.

No. 13—continued  
NETHERLANDS—continued  
IMPORTS THEREFROM—continued

| ARTICLES  | QUANTITY |         |         |           |           | VALUE            |                  |                  |                  |                  |
|---|----------|---------|---------|-----------|-----------|------------------|------------------|------------------|------------------|------------------|
|   | 1931-32  | 1932-33 | 1933-34 | 1934-35   | 1935-36   | 1931-32          | 1932-33          | 1933-34          | 1934-35          | 1935-36          |
|   |          |         |         |           |           | R                | R                | R                | R                | R                |
| <b>HARDWARE, excluding CUTLERY AND ELECTRO-PLATED WARE—</b>                         |          |         |         |           |           |                  |                  |                  |                  |                  |
| Builders' hardware, such as locks, hinges, door bolts, etc. . . . Value             | —        | —       | —       | —         | —         | 1,348            | —                | 680              | —                | 8,823            |
| Enamelled ironware . . .  | —        | —       | —       | —         | —         | 5,060            | 3,833            | 3,348            | 1,748            | 2,741            |
| Implements and tools other than agricultural implements and machine tools . . .     | —        | —       | —       | —         | —         | 5,204            | 11,873           | 8,872            | 3,038            | 4,338            |
| Other sorts . . .   | —        | —       | —       | —         | —         | 1,04,490         | 94,072           | 78,458           | 65,401           | 75,175           |
| <b>Total Hardware, excluding Cutlery and Electro-plated ware . . .</b>              | —        | —       | —       | —         | —         | <b>1,16,102</b>  | <b>1,10,678</b>  | <b>91,368</b>    | <b>70,182</b>    | <b>91,077</b>    |
| <b>INSTRUMENTS, APPARATUS, AND APPLIANCES, AND PARTS THEREOF—</b>                   |          |         |         |           |           |                  |                  |                  |                  |                  |
| <b>Electrical, including telegraph and telephone apparatus not being machinery—</b> |          |         |         |           |           |                  |                  |                  |                  |                  |
| Electric fans and parts thereof . . .   | —        | —       | —       | —         | —         | 14,600           | 23,957           | 23,226           | 9,483            | 10,470           |
| Electric wires and cables—  |          |         |         |           |           |                  |                  |                  |                  |                  |
| Rubber insulated . . .  | —        | —       | —       | —         | —         | 1,12,076         | 69,198           | 40,528           | 16,509           | 5,111            |
| Insulations other than rubber . . .   | —        | —       | —       | —         | —         | 6,151            | 1,661            | 39,839           | 5,498            | 27,406           |
| Telegraph and telephone wires and cables . . .                                      | —        | —       | —       | —         | —         | —                | —                | —                | —                | 13,652           |
| Bare Copper wire (Electrolytic) other than telegraph and telephone wires . Cwts.    | 1,088    | 622     | 1,400   | 80        | 2,224     | 42,305           | 20,304           | 48,855           | 2,497            | 65,849           |
| Electric lamps and parts thereof—   |          |         |         |           |           |                  |                  |                  |                  |                  |
| Flash lights including torch lights, pocket lamps, etc.—                            |          |         |         |           |           |                  |                  |                  |                  |                  |
| Gas filled electric bulbs . Nos.  | 415,214  | 349,711 | 396,922 | 514,789   | 479,530   | 4,70,925         | 3,86,254         | 3,41,897         | 4,77,870         | 2,95,720         |
| Vacuum electric bulbs . . .   | 913,238  | 968,713 | 875,235 | 1,135,213 | 1,207,494 | 5,22,742         | 4,64,621         | 4,03,403         | 4,97,163         | 4,32,803         |
| Electric bulbs for automobiles . . .  | 130,002  | 96,717  | 60,739  | 120,639   | 111,400   | 59,544           | 34,027           | 20,795           | 45,443           | 34,350           |
| Wireless Valves . . .   | 85       | 240     | 220     | 4,780     | 5,079     | 400              | 438              | 1,886            | 10,509           | 11,857           |
| Other sorts . . .   | 2,168    | 1,080   | 18,068  | 19,535    | 1,748     | 2,108            | 2,224            | 7,848            | 3,477            | 210              |
| Parts and accessories of electric lamps . Value                                     | —        | —       | —       | —         | —         | 1,589            | 3,395            | 168              | 1,495            | 496              |
| Electric lighting accessories, and fittings (including switches) . . .              | —        | —       | —       | —         | —         | 3,144            | 2,627            | 16,349           | 1,300            | 3,384            |
| Electro-medical apparatus including X-Ray apparatus . . .                           | —        | —       | —       | —         | —         | 10,930           | 483              | —                | 1,079            | 831              |
| Electrical goods and apparatus not enumerated . . .                                 | —        | —       | —       | —         | —         | 62,056           | 1,23,392         | 2,03,181         | 2,27,868         | 3,10,707         |
| <b>Total Electrical Instruments . . .</b>   | —        | —       | —       | —         | —         | <b>18,08,668</b> | <b>11,01,576</b> | <b>11,47,977</b> | <b>13,00,210</b> | <b>13,12,420</b> |
| Photographic . . .  | —        | —       | —       | —         | —         | 6,161            | 10,287           | 12,701           | 5,250            | 1,252            |
| Scientific . . .  | —        | —       | —       | —         | —         | 3,877            | 12,117           | 19,555           | 6,532            | 9,581            |
| Wireless apparatus . . .  | —        | —       | —       | —         | —         | 1,14,446         | 65,408           | 98,620           | 1,55,407         | 3,81,250         |
| Other kinds . . .   | —        | —       | —       | —         | —         | 16,976           | 15,828           | 27,700           | 28,023           | 22,000           |
| <b>Total Instruments, Apparatus and Appliances, etc. . .</b>                        | —        | —       | —       | —         | —         | <b>14,48,623</b> | <b>12,05,166</b> | <b>13,06,558</b> | <b>14,95,322</b> | <b>17,26,515</b> |
| <b>IVORY—</b>   |          |         |         |           |           |                  |                  |                  |                  |                  |
| Unmanufactured . . Lbs.   | 24,757   | 40,685  | 59,688  | 43,001    | 59,922    | 1,56,781         | 2,40,404         | 2,82,994         | 1,81,564         | 2,40,816         |
| <b>LEATHER—</b>   |          |         |         |           |           |                  |                  |                  |                  |                  |
| Skins, tanned or dressed {—Ton  | 2        | 2       | —       | 1         | —         | 20,446           | 32,451           | 13,511           | 15,831           | —                |
| Manufactures (excluding boots and shoes and belting for machinery) —                | —4,722   | —7,800  | —4,066  | —3,900    | —         |                  |                  |                  |                  |                  |
| Flickers . . . Cwts.  | 278      | 375     | 100     | 400       | 533       | 49,402           | 61,873           | 26,948           | 72,692           | 80,164           |
| Picking bands and straps . . .  | 544      | 511     | 298     | 323       | 292       | 1,70,892         | 1,11,509         | 66,267           | 76,535           | 64,345           |
| Other sorts of leather . Value  | —        | —       | —       | —         | —         | 9,589            | 9,303            | 3,400            | 3,247            | 1,128            |
| <b>Total Leather . . .</b>  | —        | —       | —       | —         | —         | <b>1,06,259</b>  | <b>2,15,706</b>  | <b>1,10,121</b>  | <b>1,07,845</b>  | <b>1,45,637</b>  |

## No. 13—continued

## NETHERLANDS—continued

## IMPORTS THEREFROM—continued

| ARTICLES   | QUANTITY       |                |                |                |                | VALUE           |                  |                  |                  |                  |
|--|----------------|----------------|----------------|----------------|----------------|-----------------|------------------|------------------|------------------|------------------|
|  | 1931-32        | 1932-33        | 1933-34        | 1934-35        | 1935-36        | 1931-32         | 1932-33          | 1933-34          | 1934-35          | 1935-36          |
| <b>LIQUORS, including DENATURED AND PERFUMED SPIRITS—</b>  |                |                |                |                |                | R               | R                | fl               | fl               | R                |
| Ale, beer, and porter . Gals.  | 341,584        | 282,811        | 308,304        | 411,035        | 402,178        | 6,46,024        | 5,06,008         | 6,47,218         | 8,35,870         | 10,61,513        |
| Cider and other fermented liquors . "  | ..             | ..             | ..             | ..             | 105            | ..              | ..               | ..               | ..               | 670              |
| <b>Spirit—</b>   |                |                |                |                |                |                 |                  |                  |                  |                  |
| Gin . . . . . "  | 5,742          | 3,543          | 4,140          | 3,795          | 4,495          | 44,115          | 32,323           | 38,723           | 31,130           | 41,373           |
| Liqueurs . . . . . "   | 174            | 184            | 319            | 246            | 458            | 3,518           | 1,618            | 5,276            | 4,817            | 8,261            |
| Spirit present in drugs, medicines or chemicals . "  | 282            | 286            | 378            | 293            | 214            | 5,319           | 4,135            | 8,828            | 5,223            | 3,212            |
| Spirit, perfumed . . . . . "   | 519            | 7              | 24             | 12             | 6              | 14,088          | 247              | 1,223            | 806              | 07               |
| Other sorts . . . . . "  | 2,207          | 957            | 1,009          | 2,764          | 1,980          | 54,060          | 28,897           | 20,559           | 33,371           | 47,085           |
| <b>Total Spirit . . . . . "</b>  | <b>8,924</b>   | <b>4,877</b>   | <b>5,870</b>   | <b>7,110</b>   | <b>7,153</b>   | <b>1,21,694</b> | <b>67,010</b>    | <b>80,614</b>    | <b>75,853</b>    | <b>1,00,878</b>  |
| <b>Wines—</b>  |                |                |                |                |                |                 |                  |                  |                  |                  |
| Champagne and other sparkling wines . . . . . "  | 444            | 441            | 632            | 914            | 1,001          | 7,161           | 7,181            | 9,192            | 15,986           | 18,577           |
| Still red wines other than Port . . . . . "  | 840            | 425            | 1,394          | 1,694          | 2,027          | 5,884           | 4,872            | 14,730           | 13,249           | 20,158           |
| Still white wines other than sherry, madeira and marsala . . . . . "                                   | 652            | 679            | 784            | 1,388          | 1,630          | 7,739           | 8,861            | 9,862            | 18,300           | 10,942           |
| Other sorts of wines . . . . . "   | 517            | 394            | 987            | 2,228          | 3,637          | 4,270           | 3,252            | 8,428            | 13,138           | 20,736           |
| <b>Total Wines . . . . . "</b>   | <b>2,262</b>   | <b>1,942</b>   | <b>3,797</b>   | <b>6,219</b>   | <b>8,885</b>   | <b>25,044</b>   | <b>24,166</b>    | <b>42,212</b>    | <b>60,473</b>    | <b>70,402</b>    |
| <b>Total Liquors . . . . . "</b>   | <b>352,770</b> | <b>289,030</b> | <b>317,980</b> | <b>424,364</b> | <b>508,321</b> | <b>7,02,762</b> | <b>6,87,170</b>  | <b>7,70,044</b>  | <b>10,01,205</b> | <b>12,42,523</b> |
| <b>MACHINERY AND MILLWORK—</b>   |                |                |                |                |                |                 |                  |                  |                  |                  |
| Prime-movers (other than electrical)—  |                |                |                |                |                |                 |                  |                  |                  |                  |
| Railway locomotives, Engines and tenders and parts . . . . . Value                                     | —              | —              | —              | —              | —              | 13,027          | 15,266           | ..               | 1,265            | ..               |
| Other than locomotives—  |                |                |                |                |                |                 |                  |                  |                  |                  |
| Oil Engines Nos. . . . . "   | ..             | 1              | 1              | 2              | ..             | ..              | 6,564            | 1,570            | 23,477           | ..               |
| Steam engines . . . . . "  | ..             | ..             | 14             | ..             | 1              | ..              | ..               | 1,88,868         | ..               | 6,737            |
| Parts of Steam engines Value   | —              | —              | —              | —              | —              | 1,865           | 1,805            | 3,415            | 2,707            | 62,539           |
| Electrical Machinery of all kinds, not including Instruments, apparatus, appliances and parts thereof— |                |                |                |                |                |                 |                  |                  |                  |                  |
| Control and Switch gear Value  | —              | —              | —              | —              | —              | 11,570          | 9,090            | 62,078           | 32,485           | 22,373           |
| Generators, alternators and dynamos . . . . . "  | —              | —              | —              | —              | —              | 56,840          | 4,908            | 25,815           | 3,766            | 23,050           |
| Motors . . . . . "   | —              | —              | —              | —              | —              | 40,862          | 12,326           | 19,314           | 16,737           | 47,887           |
| Transformers . . . . . "   | —              | —              | —              | —              | —              | 6,254           | 3,152            | 65               | ..               | ..               |
| Others Machinery not being prime-movers or electrical machinery—                                       | —              | —              | —              | —              | —              | 7,682           | 7,384            | 27,991           | 1,979            | 16,784           |
| Boilers . . . . . "  | —              | —              | —              | —              | —              | 2,422           | 45,611           | 1,94,859         | 3,523            | 6,087            |
| Metal working machinery including machine tools . . . . . "  | —              | —              | —              | —              | —              | 1,006           | 474              | 5,443            | ..               | 17,707           |
| Oil crushing and refining machinery . . . . . "  | —              | —              | —              | —              | —              | 43,413          | 21,141           | 14,504           | 3,447            | 1,254            |
| Pumping Machinery . . . . . "  | —              | —              | —              | —              | —              | —               | —                | 37,455           | 14,947           | 55,836           |
| Rice and flour mill machinery . . . . . "  | —              | —              | —              | —              | —              | 5,375           | 16,972           | 10,135           | 3,930            | 3,708            |
| Sugar machinery . . . . . "  | —              | —              | —              | —              | —              | ..              | 10,88,971        | 60,53,605        | 6,81,545         | 1,05,324         |
| Textile machinery—   |                |                |                |                |                |                 |                  |                  |                  |                  |
| Cotton machinery . . . . . "   | —              | —              | —              | —              | —              | 72,896          | 59,391           | 26,958           | 42,965           | 57,708           |
| Jute machinery . . . . . "   | —              | —              | —              | —              | —              | 3,086           | 2,302            | 1,070            | 7,111            | 20,321           |
| Other sorts of machinery, excluding printing machinery . . . . . "                                     | —              | —              | —              | —              | —              | 1,07,394        | 1,48,924         | 1,14,581         | 56,860           | 2,16,705         |
| <b>Total Machinery and Millwork . . . . . "</b>  | <b>—</b>       | <b>—</b>       | <b>—</b>       | <b>—</b>       | <b>—</b>       | <b>3,72,991</b> | <b>14,35,881</b> | <b>67,88,300</b> | <b>9,01,884</b>  | <b>6,04,020</b>  |
| <b>MANURES—</b>  |                |                |                |                |                |                 |                  |                  |                  |                  |
| Phosphatic—  |                |                |                |                |                |                 |                  |                  |                  |                  |
| Superphosphate . Tons  | 2,004          | 672            | 585            | 375            | 1,103          | 1,16,544        | 53,030           | 40,246           | 23,577           | 75,673           |
| Others . . . . . "   | ..             | 100            | 125            | 175            | 100            | ..              | 4,400            | 5,695            | 8,091            | 4,445            |
| Potassic—  |                |                |                |                |                |                 |                  |                  |                  |                  |
| Muriate of Potash . . . . . "  | ..             | ..             | 100            | ..             | 100            | ..              | ..               | 12,701           | ..               | 10,500           |
| Others . . . . . "   | ..             | ..             | 25             | 25             | 208            | ..              | ..               | 1,119            | 3,845            | 22,084           |
| Other kinds of manures . . . . . "   | 80             | 17             | 41             | ..             | 100            | 11,887          | 2,678            | 4,489            | ..               | 6,458            |
| <b>Total Manures . . . . . "</b>   | <b>2,084</b>   | <b>789</b>     | <b>876</b>     | <b>575</b>     | <b>1,609</b>   | <b>1,28,431</b> | <b>60,218</b>    | <b>70,310</b>    | <b>35,518</b>    | <b>1,10,100</b>  |

\* Separately shown from 1933-34.

No. 13—continued  
NETHERLANDS—continued  
IMPORTS THEREFROM—continued

| ARTICLES  | QUANTITY |         |         |         |         | VALUE    |          |          |          |          |
|---|----------|---------|---------|---------|---------|----------|----------|----------|----------|----------|
|   | 1931-32  | 1932-33 | 1933-34 | 1934-35 | 1935-36 | 1931-32  | 1932-33  | 1933-34  | 1934-35  | 1935-36  |
| <b>METALS AND ORES—</b>   |          |         |         |         |         |          |          |          |          |          |
| Copper (excluding ore) Cwts.  | 41       | 1,099   | 82      | 569     | 20      | 2,172    | 41,162   | 2,025    | 14,699   | 1,645    |
| Ferro Alloys . . . Tons   | 105      | 1       | ..      | ..      | ..      | 31,358   | 670      | ..       | ..       | ..       |
| <b>Iron manufactures—</b>   |          |         |         |         |         |          |          |          |          |          |
| Angle and tee, etc. . . "   | ..       | ..      | ..      | 494     | ..      | ..       | ..       | 4        | 42,817   | ..       |
| <b>Steel—</b>   |          |         |         |         |         |          |          |          |          |          |
| Bars . . . . "  | 6        | 19      | 458     | ..      | ..      | 882      | 2,019    | 36,160   | 102      | ..       |
| Other manufactures of steel . . . "                                 | 22       | ..      | ..      | ..      | 60      | 4,781    | ..       | 832      | ..       | 5,435    |
| Total Steel . . . "   | 28       | 19      | 458     | ..      | 60      | 5,663    | 2,019    | 36,501   | 102      | 5,435    |
| <b>Iron or Steel—</b>   |          |         |         |         |         |          |          |          |          |          |
| Beams, Channels, etc. . . "   | ..       | 6       | 198     | ..      | ..      | ..       | 644      | 14,890   | ..       | ..       |
| Bolts and nuts . . . "  | 701      | 615     | 909     | 938     | 15      | 1,42,882 | 1,26,370 | 1,90,694 | 2,14,791 | 5,128    |
| Fencing materials (including fencing wire) . . . "                  | 12       | 109     | 130     | 49      | 296     | 6,024    | 56,046   | 37,451   | 15,452   | 43,951   |
| Nails, rivets and washers (excluding wire nails) . . . "            | 301      | 577     | 428     | 269     | ..      | 59,692   | 95,377   | 59,786   | 45,658   | 2        |
| Rails, chains and fish-plates, including those for railways . . . " | 7        | 86      | 81      | 31      | 211     | 937      | 8,294    | 3,420    | 2,712    | 13,063   |
| Tubes, pipes and fittings, wrought . . . "                          | 1,713    | 1,980   | 899     | 830     | 127     | 4,81,600 | 3,07,401 | 1,83,675 | 65,873   | 20,113   |
| Wire nails . . . . "  | ..       | 20      | 83      | ..      | ..      | 34       | 4,000    | 14,038   | ..       | ..       |
| Other manufactures of iron or steel . . . "                         | 86       | 455     | 243     | 39      | 216     | 18,718   | 1,02,942 | 62,392   | 13,354   | 48,385   |
| Total Iron or Steel . . . "   | 2,820    | 3,148   | 2,917   | 1,651   | 865     | 7,09,877 | 6,96,974 | 5,06,844 | 3,57,840 | 1,30,632 |
| <b>Lead—</b>  |          |         |         |         |         |          |          |          |          |          |
| Wrought . . . Cwts.   | 6        | 38      | 198     | 241     | 164     | 242      | 1,476    | 8,214    | 11,622   | 6,039    |
| <b>Zinc or Spelter—</b>   |          |         |         |         |         |          |          |          |          |          |
| Unwrought . . . "   | 850      | 1,500   | 1,500   | 1,615   | 20      | 3,558    | 16,470   | 17,446   | 17,063   | 307      |
| Metals, unenumerated . . . "  | 173      | 357     | 20      | 16      | 122     | 8,994    | 8,895    | 2,289    | 806      | 10,926   |
| Total Metals (excluding ores) . . . Tons                            | 2,981    | 3,318   | 3,493   | 2,267   | 941     | 7,61,857 | 7,67,686 | 6,32,823 | 4,44,509 | 1,54,984 |
| <b>OILS—</b>  |          |         |         |         |         |          |          |          |          |          |
| Essential . . . Gals.   | 7,384    | 6,173   | 5,602   | 5,896   | 5,371   | 1,77,084 | 2,36,111 | 1,92,601 | 2,32,322 | 2,56,931 |
| Mineral oils . . . "  | 90,521   | 4,292   | 316     | 2,729   | 309     | 90,140   | 9,527    | 2,173    | 5,552    | 647      |
| Vegetable oils (non-essential) . . . "                              | 3,593    | 2,252   | 721     | 54,558  | 39,522  | 2,984    | 5,186    | 4,350    | 60,097   | 47,839   |
| <b>PAINTS AND PAINTERS' MATERIALS—</b>                              |          |         |         |         |         |          |          |          |          |          |
| <b>Paints and Colours—</b>  |          |         |         |         |         |          |          |          |          |          |
| Barytes . . . Cwts.   | 10,235   | 3,539   | 41      | ..      | ..      | 22,732   | 8,255    | 131      | ..       | ..       |
| Blue Paint or Paris Blue . . . "                                    | 139      | 834     | 977     | 891     | 571     | 6,513    | 30,313   | 28,257   | 33,540   | 14,332   |
| Lithopone, dry . . . "  | ..       | 2,880   | 3,367   | 4,900   | 3,068   | ..       | 31,315   | 35,547   | 44,784   | 30,471   |
| <b>Zinc white—</b>  |          |         |         |         |         |          |          |          |          |          |
| Genuine dry . . . "   | 477      | 270     | 288     | 5       | 50      | 8,919    | 4,978    | 4,738    | 74       | 537      |
| Reduced . . . . "   | 88 6     | 170     | 210     | 232     | 221     | 5,078    | 1,951    | 2,134    | 2,379    | 2,730    |
| Genuine moist . . . "   | 710      | 503     | 284     | 455     | 145     | 14,867   | 9,826    | 5,538    | 9,183    | 2,731    |
| Reduced . . . . "   | 1,148    | 169     | 130     | 95      | 235     | 17,705   | 2,411    | 1,717    | 1,544    | 3,954    |
| <b>Other sorts—</b>   |          |         |         |         |         |          |          |          |          |          |
| White dry . . . . "   | ..       | 225     | 49      | ..      | ..      | ..       | 871      | 992      | ..       | ..       |
| Coloured . . . . "  | 2,945    | 3,590   | 2,146   | 1,799   | 3,107   | 46,520   | 69,368   | 51,377   | 37,131   | 61,541   |
| White moist . . . . "   | 2,175    | 1,218   | 602     | 192     | 147     | 34,325   | 20,169   | 10,805   | 3,920    | 2,923    |
| Coloured . . . . "  | 2,317    | 1,070   | 1,095   | 690     | 698     | 59,385   | 42,401   | 38,700   | 24,508   | 25,735   |
| Others . . . . "  | 81       | 255     | 22      | 65      | 305     | 1,537    | 3,041    | 844      | 1,397    | 5,003    |
| Total Paints and Colours . . . "                                    | 20,568   | 14,718  | 9,211   | 9,325   | 8,542   | 2,17,407 | 2,24,949 | 1,80,390 | 1,68,480 | 1,50,457 |
| Painters' materials . . . Value                                     | ..       | ..      | ..      | ..      | ..      | 60,004   | 48,709   | 32,105   | 20,137   | 20,264   |
| Total Paints and Painters' materials . . . "                        | ..       | ..      | ..      | ..      | ..      | 2,78,311 | 2,74,748 | 2,12,495 | 1,88,617 | 1,70,721 |

No. 13—continued  
NETHERLANDS—continued  
IMPORTS THEREFROM—continued

| ARTICLES  | QUANTITY |         |         |         |         | VALUE     |           |           |           |           |
|---|----------|---------|---------|---------|---------|-----------|-----------|-----------|-----------|-----------|
|   | 1931-32  | 1932-33 | 1933-34 | 1934-35 | 1935-36 | 1931-32   | 1932-33   | 1933-34   | 1934-35   | 1935-36   |
|   |          |         |         |         |         | R         | R         | R         | R         | R         |
| <b>PAPER AND PASTEBOARD—</b>  |          |         |         |         |         |           |           |           |           |           |
| Paper—  |          |         |         |         |         |           |           |           |           |           |
| Packing and wrapping paper—   |          |         |         |         |         |           |           |           |           |           |
| Kraft including imitation Kraft (b) . . . . . Owt.                                      | —        | —       | —       | —       | 350     | —         | —         | —         | —         | 4,204     |
| Brown wrapping other sorts (b) . . . . . "  | —        | —       | —       | —       | 61      | —         | —         | —         | —         | 1,875     |
| Coloured machine glazed pressings (b) . . . . . "                                       | —        | —       | —       | —       | 625     | —         | —         | —         | —         | 6,181     |
| Other sorts (b) . . . . . "   | —        | —       | —       | —       | 3,960   | —         | —         | —         | —         | 75,167    |
| Total packing and wrapping paper . . . . . "  | 9,870    | 10,464  | 9,018   | 5,302   | 4,396   | 1,23,481  | 1,17,009  | 1,06,770  | 81,241    | 87,127    |
| Printing paper (a)—   |          |         |         |         |         |           |           |           |           |           |
| News printing (c) . . . . . "   | 4,164    | 807     | 3,463   | 1,750   | —       | 60,029    | 3,374     | 25,215    | 12,081    | —         |
| Other sorts (c) . . . . . "   | 36,561   | 85,178  | 86,716  | 28,164  | —       | 6,26,087  | 5,21,398  | 5,27,618  | 3,74,069  | —         |
| Machine glazed poster paper (b) . . . . . "   | —        | —       | —       | —       | 207     | —         | —         | —         | —         | 2,921     |
| Litho paper (b) . . . . . "   | —        | —       | —       | —       | 874     | —         | —         | —         | —         | 12,165    |
| White printing paper other than machine glazed poster and litho—                        |          |         |         |         |         |           |           |           |           |           |
| News printing (b) . . . . . "   | —        | —       | —       | —       | 510     | —         | —         | —         | —         | 6,746     |
| Others (b) . . . . . "  | —        | —       | —       | —       | 15,730  | —         | —         | —         | —         | 2,04,138  |
| Other Sorts (b) . . . . . "   | —        | —       | —       | —       | 3,161   | —         | —         | —         | —         | 1,15,907  |
| Total Printing paper . . . . . "  | 40,725   | 85,980  | 42,119  | 29,914  | 25,482  | 6,86,116  | 5,29,770  | 5,52,838  | 3,86,150  | 3,41,863  |
| Writing paper and envelopes (a)—  |          |         |         |         |         |           |           |           |           |           |
| Writing paper in large sheets (c) . . . . . "   | 15,095   | 11,552  | 3,964   | 6,588   | —       | 2,98,780  | 1,08,080  | 1,32,897  | 1,08,407  | —         |
| Others (c) . . . . . "  | 170      | 174     | 20      | 33      | —       | 5,606     | 2,816     | 1,907     | 1,608     | —         |
| Arise laid or wove and ledger (b) . . . . . "   | —        | —       | —       | —       | 86      | —         | —         | —         | —         | 1,425     |
| Cream (b) . . . . . "   | —        | —       | —       | —       | 3,708   | —         | —         | —         | —         | 56,249    |
| Other Sorts of Writing paper (b) . . . . . "  | —        | —       | —       | —       | 3,354   | —         | —         | —         | —         | 48,559    |
| Boxed Stationery (b) . . . . . "  | —        | —       | —       | —       | 2       | —         | —         | —         | —         | 168       |
| Total Writing paper and envelopes . . . . . "   | 15,265   | 11,726  | 3,984   | 6,621   | 7,148   | 2,99,842  | 2,00,876  | 1,34,804  | 1,05,105  | 1,06,391  |
| Blotting paper (b) . . . . . "  | —        | —       | —       | —       | 117     | —         | —         | —         | —         | 1,072     |
| Other kinds of paper . . . . . "  | 2,421    | 827     | 1,142   | 1,522   | 789     | 34,569    | 22,966    | 24,955    | 41,503    | 16,969    |
| Paper manufactures . . . . . "  | 768      | 1,087   | 917     | 786     | 848     | 21,721    | 41,320    | 34,479    | 32,229    | 35,923    |
| Pasteboard, mill-board, and cardboard of all kinds—                                     |          |         |         |         |         |           |           |           |           |           |
| Straw boards . . . . . "  | 59,807   | 72,684  | 52,154  | 110,626 | 118,502 | 3,53,666  | 4,62,757  | 2,64,813  | 5,18,432  | 5,10,736  |
| Other kinds . . . . . "   | 3,502    | 3,226   | 1,153   | 2,706   | 5,437   | 49,231    | 29,801    | 19,998    | 32,469    | 65,808    |
| Manufactures of pasteboard, millboard and cardboard . . . . . "                         | 492      | 74      | 50      | 11      | 47      | 21,756    | 3,120     | 610       | 1,458     | 3,075     |
| Total Paper and Pasteboard . . . . . "  | 182,859  | 185,018 | 115,437 | 157,508 | 163,326 | 16,89,832 | 14,08,119 | 11,38,957 | 11,98,627 | 11,69,865 |
| <b>PAPER MAKING MATERIALS—</b>  |          |         |         |         |         |           |           |           |           |           |
| Pulp of wood . . . . . "  | ..       | ..      | 26      | 2,265   | ..      | ..        | ..        | 567       | 17,061    | ..        |
| PERFUMERY not being PERFUMED SPIRITS . . . . . Value                                    | —        | —       | —       | —       | —       | 37,371    | 40,191    | 33,269    | 2,612     | 1,704     |
| Plants, living including bulbs and seeds for sowing . . . . . "                         | —        | —       | —       | —       | —       | 9,285     | 3,586     | 9,898     | 10,308    | 11,117    |
| <b>PRECIOUS STONES AND PEARLS, UNSET—</b>   |          |         |         |         |         |           |           |           |           |           |
| Diamonds . . . . . "  | —        | —       | —       | —       | —       | 1,20,031  | 94,934    | 66,611    | 1,41,709  | 1,46,246  |
| Pearls . . . . . "  | —        | —       | —       | —       | —       | ..        | ..        | 10,554    | ..        | ..        |
| <b>PRINTING AND LITHOGRAPHING MACHINERY AND MATERIALS (excluding paper) . . . . . "</b> |          |         |         |         |         |           |           |           |           |           |
|   | —        | —       | —       | —       | —       | 2,46,020  | 24,001    | 29,721    | 32,520    | 11,612    |

(a) Revised classification introduced from 1935-36.

(b) Separately recorded from 1935-36.

(c) Discontinued from 1935-36.

\* Figures prior to 1935-36 represent packing paper only.



No. 13—continued  
NETHERLANDS—continued  
IMPORTS THEREFROM—continued

| ARTICLES   | QUANTITY |         |         |         |         | VALUE     |           |           |           |           |
|--|----------|---------|---------|---------|---------|-----------|-----------|-----------|-----------|-----------|
|  | 1931-32  | 1932-33 | 1933-34 | 1934-35 | 1935-36 | 1931-32   | 1932-33   | 1933-34   | 1934-35   | 1935-36   |
|  |          |         |         |         |         | ƒ         | ƒ         | ƒ         | ƒ         | ƒ         |
| <b>PROVISIONS AND OILMAN'S STORES including FISH AND FRUITS AND VEGETABLES, CANNED OR BOTTLED—</b> |          |         |         |         |         |           |           |           |           |           |
| Bacon and hams . . . Cwts.   | 451      | 452     | 536     | 807     | 1,270   | 41,865    | 37,500    | 42,469    | 58,804    | 95,035    |
| Biscuits and cakes . . . "   | 493      | 437     | 294     | 228     | 162     | 40,884    | 44,414    | 25,072    | 20,026    | 15,020    |
| Canned and bottled provisions (not specified elsewhere)—   |          |         |         |         |         |           |           |           |           |           |
| Vegetable products . . . "   | 79,251   | 25,515  | 1,749   | 2,204   | 2,089   | 28,08,701 | 9,77,259  | 60,603    | 81,950    | 94,504    |
| Others . . . . . "   | 4,690    | 4,789   | 2,468   | 4,511   | 3,996   | 1,85,948  | 1,62,997  | 73,479    | 98,575    | 87,899    |
| Cheese (including canned) . . . "  | 4,202    | 5,170   | 5,391   | 6,084   | 5,010   | 3,40,696  | 4,06,933  | 3,87,707  | 4,17,272  | 3,37,207  |
| Cocoa and chocolate . . . "  | 417      | 332     | 338     | 528     | 985     | 56,437    | 47,910    | 47,460    | 59,213    | 41,589    |
| Confectionery . . . . . "  | 1,437    | 919     | 389     | 178     | 101     | 82,169    | 55,563    | 25,203    | 13,742    | 6,656     |
| Farinaceous and patent foods . . . . . "   | 1,672    | 921     | 740     | 165     | 1,200   | 13,957    | 10,003    | 8,077     | 2,558     | 7,064     |
| Milk, condensed and preserved including milk cream . . . . . "                                     | 88,157   | 72,178  | 88,528  | 94,118  | 91,240  | 20,30,071 | 16,72,830 | 17,14,695 | 17,78,198 | 17,40,271 |
| Others . . . . . Value   | —        | —       | —       | —       | —       | 41,557    | 51,095    | 16,031    | 20,852    | 43,252    |
| Total Provisions and Oilman's stores . . . . . "   | —        | —       | —       | —       | —       | 57,02,039 | 34,66,596 | 24,06,046 | 25,52,870 | 24,08,906 |
| <b>RUBBER—</b>   |          |         |         |         |         |           |           |           |           |           |
| <b>Manufactures—</b>   |          |         |         |         |         |           |           |           |           |           |
| Pneumatic cycle covers No.   | 9,643    | 21,009  | 8,719   | 239     | 510     | 11,936    | 27,049    | 10,520    | 277       | 671       |
| " " tubes . . . . . "  | 43,148   | 23,023  | 1,235   | 1,384   | 502     | 23,204    | 11,285    | 554       | 626       | 298       |
| Other manufactures, except apparel, boots and shoes . . . . . Value                                | —        | —       | —       | —       | —       | 71        | 1,265     | 739       | 3,351     | 1,394     |
| Total Rubber manufactures . . . . . "  | —        | —       | —       | —       | —       | 35,211    | 40,799    | 11,822    | 4,254     | 2,363     |
| SALT . . . . . Tons  | ..       | 842     | ..      | ..      | ..      | ..        | 17,094    | 170       | 289       | 294       |
| <b>SEEDS—</b>  |          |         |         |         |         |           |           |           |           |           |
| Essential . . . . . "  | 116      | 140     | 70      | 76      | 68      | 40,842    | 47,672    | 22,076    | 27,103    | 27,240    |
| Other sorts . . . . . "  | ..       | 1       | ..      | 7       | 6       | ..        | 548       | 264       | 2,528     | 2,329     |
| Total Seeds . . . . . "  | 116      | 141     | 70      | 83      | 74      | 40,842    | 48,220    | 22,340    | 29,701    | 29,578    |
| SOAP . . . . . Cwts.   | 909      | 338     | 206     | 23      | 11      | 21,435    | 11,793    | 5,831     | 1,807     | 918       |
| <b>STARCH, DEXTRINE AND FARINA—</b>  |          |         |         |         |         |           |           |           |           |           |
| Starch . . . . . "   | 35,212   | 39,260  | 26,806  | 35,223  | 66,654  | 4,07,083  | 4,47,162  | 3,27,787  | 4,32,417  | 6,00,198  |
| Dextrine * . . . . . "   | —        | 19,683  | 12,463  | 9,542   | 8,507   | —         | 1,67,709  | 1,22,559  | 99,202    | 88,030    |
| Farina and potato flour . . . . . "  | 100,143  | 88,383  | 73,565  | 53,190  | 57,931  | 7,87,249  | 6,70,182  | 5,45,081  | 4,16,070  | 4,40,820  |
| Total Starch, Dextrine and Farina . . . . . "  | 135,355  | 147,326 | 112,834 | 97,955  | 133,092 | 11,94,332 | 12,85,078 | 9,95,427  | 9,47,779  | 11,29,054 |
| <b>STATIONERY (excluding PAPER)—</b>   |          |         |         |         |         |           |           |           |           |           |
| Pencils (excluding slate pencils) . . . . . Dozens   | 84,150   | 85,211  | 495     | 256     | 2,017   | 16,379    | 14,434    | 473       | 533       | 776       |
| Other sorts . . . . . Value  | —        | —       | —       | —       | —       | 22,674    | 12,051    | 14,343    | 14,911    | 10,801    |
| Total Stationery . . . . . "   | —        | —       | —       | —       | —       | 39,053    | 26,485    | 14,816    | 15,444    | 17,077    |
| <b>SUGAR—</b>  |          |         |         |         |         |           |           |           |           |           |
| Sugar, 23 Dutch Standard and above . . . . . Tons  | 40       | 80      | 40      | 100     | ..      | 4,194     | 3,913     | 4,975     | 10,400    | 40        |
| Beet sugar . . . . . "   | 437      | 449     | 1,270   | 1,086   | 1,835   | 62,202    | 47,587    | 1,35,645  | 1,69,652  | 1,00,075  |
| Sugar, 16 Dutch Standard and below . . . . . "   | 78       | 13      | ..      | ..      | ..      | 10,827    | 3,067     | ..        | ..        | ..        |
| Others . . . . . "   | ..       | 9       | ..      | 8       | ..      | 56        | 2,186     | ..        | 1,428     | ..        |
| Total Sugar . . . . . "  | 535      | 551     | 1,310   | 1,794   | 1,835   | 87,279    | 54,753    | 1,40,620  | 1,81,480  | 1,00,115  |
| TALLOW and STEARINE . . . . . Cwts.  | 103      | 210     | 265     | 512     | 308     | 4,083     | 7,473     | 8,957     | 13,793    | 6,679     |

\* Separately recorded from 1932-33.

No. 13—continued  
NETHERLANDS—continued  
IMPORTS THEREFROM—concluded

| ARTICLES   | QUANTITY  |           |           |           |           | VALUE       |             |             |             |             |
|--|-----------|-----------|-----------|-----------|-----------|-------------|-------------|-------------|-------------|-------------|
|  | 1931-32   | 1932-33   | 1933-34   | 1934-35   | 1935-36   | 1931-32     | 1932-33     | 1933-34     | 1934-35     | 1935-36     |
|  |           |           |           |           |           | ƒ           | ƒ           | ƒ           | ƒ           | ƒ           |
| <b>TEXTILES—</b>   |           |           |           |           |           |             |             |             |             |             |
| <b>Cotton—</b>   |           |           |           |           |           |             |             |             |             |             |
| Twist and yarn . . . Lbs.  | ..        | 155       | ..        | 584       | ..        | ..          | 924         | ..          | 1,708       | ..          |
| Manufactures—  |           |           |           |           |           |             |             |             |             |             |
| Blankets . . . "   | 1,570,664 | 499,952   | 1,400     | 142,666   | 235,121   | 6,63,257    | 2,26,781    | 462         | 58,820      | 1,02,372    |
| Canvas . . . Yds.  | 4,281     | 679       | ..        | 240       | ..        | 5,686       | 1,428       | ..          | 120         | ..          |
| <b>Piecegoods—</b>   |           |           |           |           |           |             |             |             |             |             |
| White (bleached) . . "   | 8,549,081 | 2,280,020 | 1,458,462 | 2,009,240 | 1,408,700 | 10,52,688   | 6,53,576    | 3,99,210    | 5,55,888    | 4,00,480    |
| Coloured, printed or dyed—   |           |           |           |           |           |             |             |             |             |             |
| Printed goods . . "  | 989,477   | 537,005   | 10,011    | 87,960    | 12,339    | 3,62,179    | 2,10,557    | 3,436       | 10,261      | 3,457       |
| Dyed goods . . "   | 1,487,042 | 1,242,671 | 149,569   | 171,543   | 253,927   | 4,17,066    | 3,09,641    | 88,840      | 49,100      | 72,414      |
| Woven coloured goods . . "   | 617,881   | 763,821   | 25,064    | 4,127     | 14,925    | 2,31,518    | 2,50,247    | 11,329      | 3,528       | 9,835       |
| Thread, sewing . . . Lbs.  | 84,656    | 104,378   | 132,088   | 218,439   | 107,989   | 2,33,431    | 4,58,167    | 3,53,804    | 6,01,650    | 4,93,017    |
| Other sorts of manufactures . . Value  | —         | —         | —         | —         | —         | 8,567       | 11,890      | 1,241       | 7,751       | 1,997       |
| Total Cotton manufactures (including Twist and yarn) . . "                                   | —         | —         | —         | —         | —         | 29,74,272   | 21,28,111   | 8,07,931    | 13,82,321   | 10,83,578   |
| <b>Haberashery and Millinery . . . "</b>   |           |           |           |           |           |             |             |             |             |             |
|  | —         | —         | —         | —         | —         | 22,614      | 6,750       | 1,404       | 2,835       | 4,274       |
| <b>Wool Manufactures—</b>  |           |           |           |           |           |             |             |             |             |             |
| Woolen and Worsted Piecegoods* . . Yards   | 89,125    | 59,122    | 33,942    | 25,416    | 7,450     | 2,38,022    | 1,59,746    | 87,242      | 65,408      | 24,587      |
| Other sorts . . . Value  | —         | —         | —         | —         | —         | 7,745       | 7,373       | 5,610       | 15,314      | 157         |
| Total Woolen manufactures (including yarn and knitting wool) . . "                           | —         | —         | —         | —         | —         | 2,45,667    | 1,67,119    | 92,852      | 80,720      | 24,694      |
| <b>Artificial Silk—</b>  |           |           |           |           |           |             |             |             |             |             |
| Artificial silk yarn . . Lbs.  | 1,003,088 | 847,160   | 214,170   | 30,197    | 166,460   | 10,10,108   | 7,14,012    | 1,96,733    | 27,306      | 1,23,771    |
| Piecegoods of cotton and artificial silk (a) . Yards   | 15,213    | 3,611     | 612       | —         | —         | 16,279      | 7,112       | 2,553       | —           | —           |
| Goods of silk mixed with other materials, containing 50 per cent. or more cotton (b) . . "   | —         | —         | —         | 144       | ..        | —           | —           | —           | 605         | ..          |
| Other sorts . . . Value  | —         | —         | —         | —         | —         | 3,508       | 2,651       | 8           | ..          | 4,225       |
| Total Artificial Silk . . "  | —         | —         | —         | —         | —         | 10,34,888   | 7,23,845    | 1,99,294    | 28,411      | 1,32,996    |
| <b>TOBACCO—</b>  |           |           |           |           |           |             |             |             |             |             |
| Unmanufactured . . . Lbs.  | 59,526    | 71,397    | 49,964    | 39,510    | 44,307    | 67,646      | 1,26,933    | 61,678      | 49,154      | 56,699      |
| Manufactured—  |           |           |           |           |           |             |             |             |             |             |
| Cigars . . . "   | 3,306     | 2,801     | 2,109     | 1,761     | 2,418     | 20,597      | 18,672      | 16,056      | 10,203      | 17,774      |
| Other sorts . . . "  | 77        | 78        | ..        | 70        | 8         | 598         | 475         | ..          | 200         | 35          |
| Total Tobacco . . . "  | 53,909    | 78,776    | 52,073    | 41,341    | 46,733    | 88,841      | 1,46,080    | 77,729      | 64,647      | 74,708      |
| <b>TOYS AND REQUISITES FOR GAMES AND SPORTS, including Fishing tackle . . Value</b>          |           |           |           |           |           |             |             |             |             |             |
|  | —         | —         | —         | —         | —         | 6,829       | 7,166       | 754         | 4,026       | 1,271       |
| <b>VEHICLES, excluding LOCOMOTIVES, ETC., FOR RAILWAYS—</b>                                  |           |           |           |           |           |             |             |             |             |             |
| Cycles (other than motor cycles) and parts thereof and accessories . . "                     | —         | —         | —         | —         | —         | 62,298      | 32,996      | 1,13,368    | 1,97,935    | 2,08,398    |
| Mechanically propelled vehicles (excluding railway locomotives and tractors) and parts . . " | —         | —         | —         | —         | —         | 42,775      | 75,932      | 6,900       | 16,587      | 17,289      |
| Ships, parts of (including launches and boats) . . "   | —         | —         | —         | —         | —         | 103         | 8,020       | ..          | ..          | 85,700      |
| <b>WOOD AND TIMBER—</b>  |           |           |           |           |           |             |             |             |             |             |
| Manufactures of wood other than furniture and cabinetware . . "                              | —         | —         | —         | —         | —         | 5,525       | 2,814       | 6,493       | 7,593       | 9,566       |
| <b>POSTAL ARTICLES NOT SPECIFIED . . . "</b>   |           |           |           |           |           |             |             |             |             |             |
|  | —         | —         | —         | —         | —         | 20,307      | 47,348      | 37,130      | 16,898      | 23,713      |
| <b>ALL OTHER ARTICLES OF MERCHANDISE . . . "</b>   |           |           |           |           |           |             |             |             |             |             |
|  | —         | —         | —         | —         | —         | 1,32,155    | 94,119      | 76,294      | 78,054      | 57,524      |
| <b>GRAND TOTAL . . . "</b>   | —         | —         | —         | —         | —         | 2,04,27,113 | 1,60,14,306 | 1,61,62,799 | 1,29,91,101 | 1,34,44,376 |

(a) Discontinued from 1934-35.

(b) Separately recorded from 1934-35.

\* Figures prior to 1934-35 relate to piecegoods only.

No. 13—continued  
NETHERLANDS—continued

EXPORTS THERETO

INDIAN MERCHANDISE

| ARTICLES   | QUANTITY |            |            |            |            | VALUE       |           |           |           |           |
|--|----------|------------|------------|------------|------------|-------------|-----------|-----------|-----------|-----------|
|  | 1931-32  | 1932-33    | 1933-34    | 1934-35    | 1935-36    | 1931-32     | 1932-33   | 1933-34   | 1934-35   | 1935-36   |
| BONES FOR MANUFACTURING PURPOSES . . . Tons  | 150      | ..         | ..         | ..         | 25         | R 15,030    | ..        | ..        | ..        | R 1,750   |
| BUILDING AND ENGINEERING MATERIALS, other than OF IRON, STEEL, OR WOOD . . . Value | —        | —          | —          | —          | —          | 1,42,275    | 77,250    | 37,823    | ..        | 2,000     |
| CASHEW . . . Cwts.   | 3,737    | 594        | ..         | 787        | 200        | 42,455      | 5,500     | ..        | 15,750    | 4,000     |
| CHEMICALS AND CHEMICAL PREPARATIONS, ETC. . Value                                  | —        | —          | —          | —          | —          | 36,625      | 28,901    | 35,930    | 18,410    | 35,239    |
| COFFEE . . . Cwts.   | 9,423    | 9,355      | 8,315      | 1,376      | 1,466      | 5,05,022    | 6,00,303  | 4,50,682  | 80,425    | 59,683    |
| COIR—<br>Manufactured (excluding rope) . . .                                       | 86,340   | 1,05,000   | 1,03,720   | 1,08,746   | 90,073     | 12,61,426   | 12,08,400 | 13,18,146 | 12,88,274 | 10,03,271 |
| DRUGS AND MEDICINES (excluding CHEMICALS AND NARCOTICS)—<br>Nux vomica . . .       | 4,600    | ..         | 10,408     | ..         | 40         | 20,700      | ..        | 55,327    | ..        | 243       |
| DYEING AND TANNING SUBSTANCES—<br>Cutch and Gambler . . Cwts.                      | 5,780    | 4,445      | 5,635      | 5,389      | 4,480      | 65,876      | 48,230    | 64,393    | 76,724    | 59,888    |
| Myrobalans . . .   | 49,506   | 66,707     | 57,077     | 91,585     | 81,029     | 2,83,478    | 3,79,430  | 1,99,974  | 2,59,503  | 2,72,701  |
| Myrobalan Extract . . .  | 703      | 300        | ..         | 471        | 2,502      | 7,836       | 3,253     | ..        | 4,712     | 25,018    |
| Other sorts . . .  | 624      | 70         | 2,158      | 2,033      | 2,559      | 7,258       | 1,348     | 9,806     | 11,221    | 13,346    |
| Total Dyeing and Tanning Substances . . .  | 56,513   | 71,522     | 64,920     | 99,478     | 90,570     | 3,64,248    | 4,82,278  | 2,73,678  | 3,62,160  | 3,70,953  |
| FIBRE FOR BRUSHES AND BROOMS . . . Tons  | 534      | 788        | 678        | 536        | 580        | 2,31,074    | 3,16,303  | 2,45,000  | 1,36,464  | 1,81,921  |
| FODDER, BRAN AND POLLARDS, (excluding oilseeds)—<br>Rice bran . . .                | 8,598    | 2,329      | 150        | 318        | 351        | 2,35,584    | 90,619    | 2,211     | 20,374    | 7,790     |
| FRUITS AND VEGETABLES . Value  | —        | —          | —          | —          | —          | 2,335       | 1,644     | 22,285    | 27,807    | 17,139    |
| GRAIN, PULSE AND FLOUR—<br>Barley . . . Tons                                       | 790      | 347        | ..         | ..         | ..         | 47,430      | 20,820    | ..        | ..        | ..        |
| Jowar and Bajra . . .  | 24,207   | 1,566      | ..         | ..         | ..         | 15,89,913   | 1,14,032  | ..        | ..        | ..        |
| Gram . . .   | ..       | ..         | ..         | 4,111      | ..         | ..          | ..        | ..        | 3,25,090  | ..        |
| Rice in the husk (paddy) . .   | 19,257   | 7,016      | 100        | 50         | 50         | 7,57,861    | 3,32,456  | 3,409     | 1,412     | 2,191     |
| Rice not in the husk—<br>Bulled rice . . .   | 299      | 300        | 1,200      | 200        | 275        | 28,947      | 35,452    | 1,17,947  | 21,828    | 30,271    |
| Cleaned rice . . .   | 150,124  | 91,411     | 77,551     | 61,959     | 69,324     | 1,03,87,055 | 67,83,154 | 40,00,600 | 38,08,812 | 44,31,998 |
| Broken cleaned rice . . .  | 2,523    | 1,555      | 1,775      | 1,140      | ..         | 1,08,366    | 95,531    | 80,882    | 72,309    | ..        |
| Other sorts . . .  | 4,828    | 2,375      | 50         | ..         | 200        | 3,27,088    | 1,58,149  | 1,970     | ..        | 10,935    |
| Total Rice not in the husk . .   | 157,775  | 95,641     | 80,985     | 62,408     | 69,799     | 1,08,52,296 | 60,74,286 | 42,91,465 | 39,03,449 | 44,73,204 |
| Othersorts . . .   | 121      | 266        | 127        | 92         | 60         | 3,026       | 14,087    | 10,788    | 10,336    | 6,198     |
| Total Grain, Pulse and Flour . . .   | 202,150  | 104,836    | 81,112     | 66,661     | 69,915     | 1,32,05,026 | 65,55,751 | 43,05,662 | 42,40,767 | 44,81,593 |
| GUMS AND RESINS . Cwts.  | 888      | 1,308      | 2,206      | 1,462      | 4,531      | 9,186       | 32,168    | 36,035    | 32,188    | 64,570    |
| HIDES AND SKINS, RAW—<br>Hides, raw—<br>Buffalo hides . . . Tons                   | 3        | 38         | 13         | 12         | 3          | 1,538       | 16,515    | 7,294     | 7,891     | 750       |
| —No.   | —1,880   | —9,375     | —3,400     | —3,450     | —300       |             |           |           |           |           |
| Cow hides . . . Tons   | 491      | 614        | 1,103      | 1,720      | 784        | 3,71,320    | 4,16,568  | 6,43,321  | 9,33,423  | 4,19,527  |
| —No.   | —149,920 | —194,579   | —311,326   | —519,685   | —232,169   |             |           |           |           |           |
| Calf skins . . . Tons  | 80       | 87         | 36         | 45         | 18         | 54,204      | 60,290    | 17,780    | 31,950    | 9,267     |
| —No.   | —30,042  | —41,136    | —24,688    | —34,400    | —14,116    |             |           |           |           |           |
| Total Hides, raw . . . Tons  | 574      | 739        | 1,152      | 1,763      | 755        | 4,37,502    | 4,04,013  | 6,08,395  | 10,22,734 | 4,29,544  |
| —No.   | —181,842 | —245,090   | —339,414   | —557,585   | —246,585   |             |           |           |           |           |
| Skins, raw—<br>Goat skins . . . Tons   | 368      | 498        | 992        | 449        | 595        | 8,87,740    | 11,05,558 | 17,47,260 | 6,94,762  | 3,68,189  |
| —No.   | —762,313 | —896,946   | —1,417,473 | —586,602   | —810,304   |             |           |           |           |           |
| Sheep skins . . . Tons   | 15       | 39         | 95         | 12         | 38         | 12,187      | 28,667    | 69,856    | 10,737    | 37,136    |
| —No.   | —21,500  | —57,500    | —141,265   | —21,006    | —52,600    |             |           |           |           |           |
| Other skins . . . Tons   | 16       | 51         | 29         | 3          | 3          | 78,437      | 2,10,092  | 2,38,050  | 32,638    | 11,700    |
| —No.   | —78,122  | —291,022   | —286,750   | —84,500    | —6,750     |             |           |           |           |           |
| Total Skins, raw . . . Tons  | 399      | 586        | 1,116      | 464        | 636        | 9,78,394    | 13,44,557 | 20,50,650 | 7,38,137  | 9,17,024  |
| —No.   | —807,940 | —1,245,468 | —1,825,488 | —692,108   | —869,654   |             |           |           |           |           |
| Total Hides and Skins, raw (excluding cuttings of hides and skins, raw) . . . Tons | 973      | 1,325      | 2,368      | 2,247      | 1,391      | 14,05,920   | 18,95,850 | 27,18,961 | 17,60,801 | 13,46,568 |
| —No.   | —980,782 | —1,490,558 | —2,164,002 | —1,240,643 | —1,116,239 |             |           |           |           |           |
| Cuttings of Hides and Skins (raw) . . . Tons                                       | ..       | ..         | ..         | 12         | 328        | ..          | ..        | ..        | 5,830     | 12,114    |

## No. 13—continued

## NETHERLANDS—continued

## EXPORTS THERE TO—continued

## INDIAN MERCHANDISE—continued

| ARTICLES                                    | QUANTITY |          |         |         |         | VALUM     |           |           |           |           |
|---|----------|----------|---------|---------|---------|-----------|-----------|-----------|-----------|-----------|
|   | 1931-32  | 1932-33  | 1933-34 | 1934-35 | 1935-36 | 1931-32   | 1932-33   | 1933-34   | 1934-35   | 1935-36   |
| HORNS, TIPS AND PIECES OF HORN . . . Cwts.  | 1,315    | 2,380    | 5,223   | 2,786   | 644     | 13,671    | 23,845    | 51,768    | 19,784    | 5,970     |
| KAPOK . . . . "                             | 9,590    | 6,205    | 5,503   | 873     | 5,316   | 2,43,093  | 1,61,668  | 1,23,548  | 17,740    | 1,13,323  |
| LAC—  |          |          |         |         |         |           |           |           |           |           |
| Button . . . . "                            | 128      | 173      | 363     | 123     | 451     | 3,875     | 7,775     | 14,323    | 3,354     | 17,995    |
| Seed . . . . "                              | ..       | 11,866   | 668     | 3,459   | 13,474  | ..        | 3,66,270  | 19,170    | 1,34,330  | 5,35,325  |
| Shell . . . . "                             | 1,226    | 2,466    | 2,206   | 1,401   | 2,030   | 43,553    | 76,743    | 33,723    | 37,777    | 63,911    |
| Stick . . . . "                             | 201      | 1,970    | 190     | 2,373   | 6,322   | 3,745     | 34,757    | 4,319     | 79,767    | 1,62,175  |
| Other kinds . . . . "                       | ..       | 2,643    | 257     | 12,273  | 21,790  | ..        | 31,106    | 1,315     | 1,10,794  | 1,77,366  |
| Total Lac . . . . "                         | 1,555    | 19,126   | 3,693   | 19,693  | 49,067  | 60,973    | 5,16,651  | 1,23,350  | 4,71,763  | 9,62,772  |
| LEATHER—                                    |          |          |         |         |         |           |           |           |           |           |
| Skins, tanned or dressed—                   |          |          |         |         |         |           |           |           |           |           |
| Goat skins { Tons                           | 34       | 6        | 1       | 2       | ..      | 2,25,000  | 42,000    | 5,000     | 3,364     | ..        |
| { No.                                       | —144,500 | —23,000  | —5,000  | —5,462  | ..      |           |           |           |           |           |
| Sheep skins { Tons                          | 6        | 12       | ..      | ..      | ..      | 24,000    | 55,000    | ..        | ..        | ..        |
| { No.                                       | —24,000  | —51,000  | ..      | ..      | ..      |           |           |           |           |           |
| Other skins { Tons                          | ..       | 8        | ..      | ..      | ..      | 2,500     | 32,697    | 3,350     | ..        | ..        |
| { No.                                       | —500     | —33,249  | —12,326 | ..      | ..      |           |           |           |           |           |
| Total skins, tanned or dressed { Tons       | 40       | 26       | 1       | 2       | ..      | 2,51,500  | 1,29,697  | 8,350     | 3,364     | ..        |
| { No.                                       | —169,900 | —112,249 | —17,326 | —5,462  | ..      |           |           |           |           |           |
| MANURES—                                    |          |          |         |         |         |           |           |           |           |           |
| Fish manures . . . Tons                     | 135      | 121      | 324     | 145     | ..      | 3,043     | 3,237     | 19,703    | 10,430    | ..        |
| METALS AND ORES—                            |          |          |         |         |         |           |           |           |           |           |
| Chromite (or chrome iron ore) . . . "       | 159      | 1,606    | 450     | 370     | 100     | 6,000     | 61,770    | 13,973    | 9,635     | 2,350     |
| Iron, pig . . . . "                         | 2,303    | 1,531    | 692     | 703     | ..      | 93,150    | 49,735    | 16,305    | 16,364    | ..        |
| Other manufactures of iron or steel . . . " | ..       | ..       | 60      | ..      | ..      | ..        | ..        | 22,000    | ..        | ..        |
| Manganese ore . . . "                       | 2,500    | 2,000    | 3,060   | ..      | 14,320  | 39,375    | 50,000    | 54,790    | ..        | 2,37,005  |
| Other metals . . . Cwts.                    | 322      | 602      | ..      | 24      | 2       | 15,231    | 7,197     | 259       | 3,043     | 1,170     |
| Ores, unenumerated . Tons                   | 314      | 642      | 3,490   | 5,907   | 6,613   | 15,404    | 17,530    | 1,13,910  | 1,50,496  | 1,45,410  |
| Total Metals and Ores . . "                 | 5,311    | 5,359    | 7,752   | 6,931   | 21,533  | 2,24,210  | 1,36,232  | 2,26,900  | 1,80,643  | 4,17,395  |
| MICA . . . . Cwts.                          | 341      | 592      | 399     | 1,095   | 575     | 12,644    | 16,223    | 3,313     | 1,01,717  | 76,320    |
| OILS—                                       |          |          |         |         |         |           |           |           |           |           |
| Essential—                                  |          |          |         |         |         |           |           |           |           |           |
| Lemongrass oil . . Gals.                    | 3,542    | 2,611    | 620     | 2,943   | 2,740   | 39,723    | 25,704    | 9,332     | 45,172    | 36,679    |
| Vegetable, non-essential—                   |          |          |         |         |         |           |           |           |           |           |
| Castor . . . . "                            | 1,930    | 6,000    | 52,249  | 51,040  | 27,054  | 2,490     | 2,300     | 76,592    | 67,337    | 40,471    |
| Coconut . . . . "                           | 13,414   | 3,360    | 3,644   | 3,376   | 7,260   | 20,232    | 4,775     | 4,145     | 6,630     | 3,470     |
| Cotton seed . . . "                         | ..       | ..       | 11,200  | ..      | ..      | ..        | ..        | 11,973    | ..        | ..        |
| Groundnut . . . . "                         | 33,320   | 60,527   | 6,000   | ..      | ..      | 50,901    | 33,650    | 7,500     | ..        | ..        |
| Other sorts of oils . . "                   | 93       | 140      | 57      | 62      | 569     | 1,250     | 3,200     | 2,401     | 2,250     | 10,317    |
| Total Oils . . . . "                        | 37,554   | 72,938   | 74,370  | 62,421  | 37,623  | 1,14,651  | 1,32,129  | 1,12,493  | 1,22,939  | 96,437    |
| OIL CAKES—                                  |          |          |         |         |         |           |           |           |           |           |
| Groundnut cakes . . Tons                    | 26,355   | 29,269   | 27,493  | 11,292  | 6,325   | 13,93,440 | 19,33,667 | 13,90,172 | 6,93,692  | 4,16,366  |
| Linseed cakes . . . "                       | 7,503    | 11,455   | 6,060   | 2,205   | 1,350   | 5,55,945  | 7,64,633  | 4,49,060  | 1,60,477  | 73,367    |
| Rape and Sesamum cakes . . "                | ..       | 1,463    | ..      | ..      | ..      | ..        | 76,603    | ..        | ..        | ..        |
| Others . . . . "                            | 154      | 44       | ..      | ..      | ..      | 3,207     | 3,430     | ..        | ..        | ..        |
| Total Oil cakes . . . "                     | 34,512   | 41,231   | 33,553  | 13,497  | 7,675   | 24,53,592 | 27,78,347 | 24,39,232 | 8,54,169  | 4,95,733  |
| PAINTERS' MATERIALS . . . Value             | ..       | ..       | ..      | ..      | ..      | 17,900    | 19,090    | ..        | ..        | ..        |
| PARAFFIN WAX . . . Tons                     | 3,211    | 5,543    | 6,394   | 3,397   | 5,534   | 13,39,504 | 23,74,304 | 23,95,317 | 16,36,333 | 23,93,527 |

No. 13—continued

## NETHERLANDS—continued

## EXPORTS THERE TO—continued

## INDIAN MERCHANDISE—concluded

| ARTICLES   | QUANTITY  |           |           |           |           | VALUE       |             |             |             |             |
|--|-----------|-----------|-----------|-----------|-----------|-------------|-------------|-------------|-------------|-------------|
|  | 1931-32   | 1932-33   | 1933-34   | 1934-35   | 1935-36   | 1931-32     | 1932-33     | 1933-34     | 1934-35     | 1935-36     |
| RUBBER, RAW . . . Lbs.   | ..        | ..        | 106,392   | 45,526    | ..        | ..          | ..          | 44,898      | 11,362      | ..          |
| SEEDS—   |           |           |           |           |           |             |             |             |             |             |
| Essential . . . Tons   | 25        | 20        | 310       | 10        | 2         | 4,069       | 2,809       | 61,745      | 2,020       | 437         |
| Non-essential—   |           |           |           |           |           |             |             |             |             |             |
| Castor . . . "   | ..        | ..        | 1,375     | 3,240     | 2,879     | ..          | ..          | 1,62,271    | 3,79,738    | 4,03,126    |
| Groundnuts . . "   | 147,192   | 87,474    | 100,855   | 114,813   | 95,161    | 2,10,55,539 | 1,97,61,629 | 1,21,78,480 | 1,26,60,701 | 1,54,27,137 |
| Linseed . . . "  | 400       | 300       | 3,084     | 700       | 390       | 45,017      | 32,148      | 5,23,792    | 87,612      | 48,046      |
| Mustard . . . "  | 164       | 194       | 237       | 265       | 63        | 33,378      | 32,110      | 85,445      | 43,092      | 11,381      |
| Niger . . . "  | 178       | 200       | 269       | 140       | 180       | 22,435      | 27,444      | 29,033      | 11,824      | 20,005      |
| Poppy . . . "  | 1         | 125       | 80        | ..        | ..        | 270         | 32,281      | 15,910      | ..          | ..          |
| Rape . . . "   | 3,752     | 11,550    | 14,531    | 6,945     | 2,459     | 11,32,087   | 16,62,796   | 16,15,766   | 7,90,272    | 3,35,080    |
| Sesamum (Hir [in]) "   | 775       | 600       | ..        | ..        | ..        | 1,20,985    | 1,17,000    | ..          | ..          | ..          |
| Other sorts of Seeds "   | 2,258     | 292       | 4,202     | 181       | 5         | 1,99,246    | 30,607      | 5,12,908    | 20,020      | 511         |
| Total Seeds . . "  | 159,745   | 100,664   | 125,943   | 129,204   | 101,139   | 2,20,14,475 | 1,56,08,024 | 1,51,25,400 | 1,39,07,074 | 1,62,46,733 |
| SPICES—  |           |           |           |           |           |             |             |             |             |             |
| Cardamoms . . Cwt  | 33        | 136       | 149       | 69        | 31        | 24,327      | 20,583      | 26,724      | 8,120       | 5,595       |
| Pepper . . . "   | 280       | 50        | 31        | 400       | 10        | 12,099      | 1,400       | 875         | 10,000      | 300         |
| Others . . . "   | 100       | 300       | 260       | 270       | ..        | 3,500       | 6,980       | 6,700       | 6,430       | ..          |
| Total Spices . . "   | 398       | 576       | 440       | 739       | 41        | 40,426      | 28,963      | 34,299      | 24,550      | 5,895       |
| TEA, BLACK . . . Lbs.  | 79,038    | 122,071   | 86,612    | 109,493   | 62,836    | 42,080      | 66,012      | 50,486      | 59,187      | 32,331      |
| TEXTILES—  |           |           |           |           |           |             |             |             |             |             |
| Cotton—  |           |           |           |           |           |             |             |             |             |             |
| Raw . . . Tons   | 5,921     | 6,664     | 11,609    | 8,284     | 7,366     | 29,78,043   | 32,79,321   | 54,01,338   | 38,59,028   | 38,33,107   |
| Waste . . . Cwts   | 1,814     | 2,289     | 4,084     | 2,122     | 5,573     | 15,155      | 27,331      | 71,350      | 37,680      | 1,03,995    |
| Manufactures (including twist and yarn)                                      | —         | —         | —         | —         | —         | ..          | 300         | 16,231      | ..          | 5,523       |
| Hemp raw . . . Cwts.   | ..        | 146       | 1,918     | 1,414     | 5,704     | ..          | 2,700       | 16,075      | 9,900       | 45,505      |
| Jute—  |           |           |           |           |           |             |             |             |             |             |
| Raw . . . Tons   | 12,076    | 21,974    | 32,616    | 21,407    | 19,487    | 21,66,484   | 37,34,127   | 47,58,513   | 30,30,242   | 35,84,577   |
| Manufactures—  |           |           |           |           |           |             |             |             |             |             |
| Gunny bags . . No.   | 1,390,800 | 1,455,300 | 1,575,206 | 1,142,900 | 3,212,300 | 2,81,940    | 3,24,144    | 3,52,020    | 2,58,711    | 4,90,765    |
| " cloth . . . Yards  | 139,000   | 50,000    | 2,000     | ..        | 543,300   | 14,277      | 4,700       | 221         | ..          | 72,337      |
| Wool, raw . . . Lbs.   | 1,554     | 29,680    | 323,228   | 332,033   | 19,488    | 300         | 14,445      | 1,36,000    | 1,24,737    | 5,800       |
| " Manufactures—  |           |           |           |           |           |             |             |             |             |             |
| Carpets and rugs "   | 4,732     | 15,253    | 21,042    | 1,165     | 2,125     | 7,361       | 18,315      | 23,484      | ..          | ..          |
| Other textiles, raw . Cwts.  | ..        | ..        | 5,892     | ..        | ..        | ..          | ..          | 57,650      | 660         | 2,065       |
| TOBACCO—   |           |           |           |           |           |             |             |             |             |             |
| Unmanufactured . lbs.  | 945,359   | 1,666,649 | 3,512,446 | 1,420,307 | 1,281,002 | 1,29,829    | 3,99,449    | 4,10,233    | 1,96,141    | 2,01,467    |
| Manufactured . . "   | 1,712     | 44        | 1,371     | 73,747    | 53,186    | 2,254       | 64          | 2,516       | 7,302       | 5,809       |
| TOYS AND REQUISITES FOR GAMES AND SPORTS (including FISHING TACKLES) . Value | —         | —         | —         | —         | —         | 2,405       | 5,452       | 12,647      | 13,833      | 16,442      |
| WOOD AND TIMBER—   |           |           |           |           |           |             |             |             |             |             |
| Teak wood .Cubic Tons  | 910       | 485       | 425       | 508       | 451       | 2,43,313    | 1,02,488    | 70,112      | 89,436      | 83,266      |
| Other kinds of wood and timber . . . Value                                   | —         | —         | —         | —         | —         | 5,700       | 1,944       | 243         | 344         | 1,132       |
| Total Wood and Timber "  | —         | —         | —         | —         | —         | 2,49,013    | 1,04,432    | 70,355      | 89,780      | 84,448      |
| AND OTHER ARTICLES OF MERCHANDISE . . "                                      | —         | —         | —         | —         | —         | 26,135      | 28,204      | 21,268      | 23,284      | 33,497      |
| GRAND TOTAL . . . "  | —         | —         | —         | —         | —         | 5,90,55,330 | 4,12,70,837 | 4,21,10,313 | 3,82,73,799 | 3,70,61,573 |

No. 13—*continued*  
 NETHERLANDS—*concluded*  
 EXPORTS THEREOF—*concluded*

## FOREIGN MERCHANDISE

| ARTICLES   | QUANTITY |         |         |         |         | VALUE       |             |             |             |             |
|--|----------|---------|---------|---------|---------|-------------|-------------|-------------|-------------|-------------|
|  | 1931-32  | 1932-33 | 1933-34 | 1934-35 | 1935-36 | 1931-32     | 1932-33     | 1933-34     | 1934-35     | 1935-36     |
|  |          |         |         |         |         | R           | R           | R           | R           | R           |
| BUILDING AND ENGINEERING MATERIALS OTHER THAN OF IRON, STEEL OR WOOD . . . Value | --       | --      | --      | --      | --      | --          | 24,468      | 61,624      | --          | --          |
| DRUGS AND MEDICINES (excluding CHEMICALS AND NARCOTICS) . . . "                  | --       | --      | --      | --      | --      | 513         | 8,610       | 8,670       | 5,150       | 38,896      |
| DYEING AND TANNING SUBSTANCES . . . "  | --       | --      | --      | --      | --      | --          | 1 35,380    | 000         | 3,520       | 17,580      |
| FRUITS AND VEGETABLES . . . "  | --       | --      | --      | --      | --      | 675         | 29,777      | 4,400       | 980         | 8,000       |
| GLASS AND GLASSWARE . . . "  | --       | --      | --      | --      | --      | 201         | --          | 16,308      | --          | 90          |
| GRAIN, PULSE AND FLOUR—Rice not in the husk . . . Tons                           | 1,973    | --      | --      | --      | --      | 1,72,900    | --          | --          | --          | --          |
| GUMS AND RESINS . . . Cwts.  | 263      | 210     | 1,478   | 300     | 1,894   | 5,100       | 2,100       | 16,905      | 4,180       | 17,468      |
| HARDWARE (excluding OUTLERY AND ELECTRO-PLATED WARE) . . . Value                 | --       | --      | --      | --      | --      | 76,881      | 60,167      | 58,830      | 21,540      | 45,480      |
| INSTRUMENTS, APPARATUS AND APPLIANCES AND PARTS THEREOF . . . "                  | --       | --      | --      | --      | --      | 24,444      | 1,370       | 7,306       | 39,505      | 8,984       |
| MACHINERY AND MILLWORK . . . "   | --       | --      | --      | --      | --      | 6,872       | 467         | 7,387       | 26,285      | 21,056      |
| METALS AND ORES . . . TONS   | 14       | --      | 17      | 71      | 6       | 4,541       | 4           | 4,720       | 21,431      | 1,900       |
| PROVISIONS AND OILMAN'S STORES . . . Cwts.                                       | 300      | 103     | 165     | 52      | 163     | 21,600      | 10,098      | 12,819      | 3,816       | 9,691       |
| TEXTILES—Wool, manufactures . . . Value  | --       | --      | --      | --      | --      | 14,816      | 12,844      | 19,766      | 35,725      | 5,790       |
| VEHICLES (excluding LOCOMOTIVES FOR RAILWAYS)—Carriages and carts, etc. . . "    | --       | --      | --      | --      | --      | 330         | --          | 500         | 25,899      | --          |
| Ships, parts of (including launches and boats) . . . "                           | --       | --      | --      | --      | --      | --          | --          | 10,500      | --          | --          |
| ALL OTHER ARTICLES OF MERCHANDISE . . . "  | --       | --      | --      | --      | --      | 16,900      | 23,898      | 18,423      | 17,174      | 50,063      |
| GRAND TOTAL . . . "  | --       | --      | --      | --      | --      | 3,44,820    | 3,20,203    | 2,45,338    | 2,04,214    | 2,25,004    |
| GRAND TOTAL OF INDIAN AND FOREIGN MERCHANDISE . . . "                            | --       | --      | --      | --      | --      | 6,13,00,159 | 4,15,01,090 | 4,23,05,151 | 3,84,78,013 | 3,72,87,477 |

BELGIUM  
IMPORTS THEREFROM

| ARTICLES  | QUANTITY          |                   |                 |                  |                  | VALUE           |                  |            |            |             |
|---|-------------------|-------------------|-----------------|------------------|------------------|-----------------|------------------|------------|------------|-------------|
|   | 1931-32           | 1932-33           | 1933-34         | 1934-35          | 1935-36          | 1931-32         | 1932-33          | 1933-34    | 1934-35    | 1935-36     |
| APPAREL (excluding HOSIERY AND BOOTS AND SHOES) . Value   | —                 | —                 | —               | —                | —                | R 4,060         | R 8,323          | R 10,027   | R 6,400    | R 1,088     |
| ARMS, AMMUNITION, AND MILITARY STORES—<br>Cartridge cases—<br>Filled—<br>Shot gun cartridges No.                | 881,050           | 1,403,425         | 885,100         | 210,025          | 391,575          | 20,471          | 70,220           | 20,257     | 11,031     | 20,333      |
| Explosives—<br>Blasting fuse . . . { Lbs. No. of Coils  | 81,640<br>100,500 | 40,108<br>122,430 | 5,006<br>17,806 | 22,060<br>66,000 | 23,841<br>87,000 | 14,506<br>7,640 | 10,082<br>28,155 | 3,302<br>— | 8,081<br>— | 13,240<br>— |
| Blasting gelatine . Lbs.  | 7,000             | 28,000            | ..              | ..               | ..               | 28,805          | 18,555           | 1,16,000   | ..         | ..          |
| Dynamite . . . "  | 13,500            | 12,500            | 44,160          | ..               | ..               | 97,653          | 1,30,700         | ..         | ..         | ..          |
| Gelatine dynamite . "   | 83,500            | 146,500           | ..              | ..               | ..               | 14,432          | 24,472           | 33,030     | ..         | 101         |
| Detonators . . . No.  | 275,000           | 460,000           | 10,000          | ..               | 250              | ..              | ..               | 500        | ..         | ..          |
| Others . . . "  | ..                | ..                | 100             | ..               | ..               | ..              | ..               | ..         | ..         | ..          |
| Total Explosives Value  | —                 | —                 | —               | —                | —                | 1,62,836        | 2,20,944         | 1,52,802   | 8,631      | 13,341      |
| Firearms and parts thereof—<br>Firearms . . . No.   | 3,147             | 1,092             | 1,030           | 955              | 802              | 1,14,002        | 04,088           | 40,615     | 30,056     | 40,202      |
| Parts of firearms . Value   | —                 | —                 | —               | —                | —                | 253             | 22               | 6          | 15         | 5,032       |
| Total Firearms and parts thereof . . . "  | —                 | —                 | —               | —                | —                | 1,15,215        | 04,710           | 40,621     | 30,071     | 54,234      |
| Other sorts . . . "   | —                 | —                 | —               | —                | —                | 3,853           | 2,040            | 12,861     | 10,715     | 2,700       |
| Total Arms, Ammunition, and Military stores . "   | —                 | —                 | —               | —                | —                | 3,02,375        | 8,84,514         | 2,26,541   | 67,468     | 90,704      |
| ASBESTOS—<br>Manufactures—<br>Sheets Slates, etc., of asbestos cement (a) . Tons                                | —                 | —                 | 2,066           | 2,698            | 372              | —               | —                | 1,88,719   | 2,45,780   | 37,345      |
| Other Sorts . . . Value   | —                 | —                 | —               | —                | —                | 44,418          | 52,540           | 4,001      | 17,302     | 7,337       |
| Total Asbestos Manufactures . . . "   | —                 | —                 | —               | —                | —                | 44,418          | 52,540           | 1,02,810   | 2,63,172   | 44,682      |
| BELTING FOR MACHINERY—<br>Of leather . . . "  | —                 | —                 | —               | —                | —                | 7,338           | 27,326           | 3,508      | 4,499      | 0,748       |
| Of other material . . . "   | —                 | —                 | —               | —                | —                | 18,126          | 14,767           | 12,323     | 4,825      | 6,114       |
| Total Belting for Machinery . . . "   | —                 | —                 | —               | —                | —                | 25,459          | 42,093           | 15,826     | 9,324      | 12,862      |
| BOOKS PRINTED AND PRINTED MATTER (not being STATIONERY) including MAPS AND CHARTS . . . Cwts.                   | 104               | 249               | 301             | 100              | 198              | 14,452          | 20,769           | 33,984     | 12,588     | 20,940      |
| BUILDING AND ENGINEERING MATERIALS other than OF IRON, STEEL OR WOOD—<br>Cement—<br>Portland . . . Tons         | 321               | 226               | 19              | 91               | 36               | 34,046          | 10,605           | 1,507      | 4,184      | 2,313       |
| Other kinds . . . "   | 7                 | 19                | 86              | 70               | 203              | 1,269           | 1,610            | 8,831      | 7,160      | 18,608      |
| Total Cement . . . "  | 328               | 245               | 105             | 161              | 299              | 36,215          | 12,415           | 9,838      | 11,840     | 20,921      |
| Chalk and lime (excluding French chalk) . Cwts.   | 2,074             | 920               | 15,071          | 31,894           | 35,858           | 4,269           | - 2,387          | 25,506     | 58,250     | 57,045      |
| Tiles . . . No.   | 2,313,303         | 974,845           | 738,752         | 400,122          | 546,754          | 2,01,871        | 1,54,473         | 1,30,280   | 1,00,152   | 92,376      |
| Other sorts . . . Value   | —                 | —                 | —               | —                | —                | 50              | 24,853           | 6,031      | 5          | 3,073       |
| Total Building and Engineering materials, etc. . . "  | —                 | —                 | —               | —                | —                | 3,82,414        | 1,93,928         | 1,72,255   | 1,64,747   | 1,74,075    |
| CANDLES OF ALL KINDS . Lbs.   | 63,232            | 61,264            | 25,332          | 28,910           | 20,746           | 10,871          | 13,630           | 8,034      | 7,010      | 7,537       |
| CHEMICALS AND CHEMICAL PREPARATIONS (excluding CHEMICAL MANURES AND MEDICINES)—<br>Acids—<br>Oxalic . . . Cwts. | ..                | 36                | 35              | 91               | 426              | ..              | 1,818            | 1,825      | 4,456      | 24,981      |
| Sulphuric . . . "   | 226               | 1,535             | 2,067           | 2,090            | 2,174            | 1,851           | 9,368            | 11,272     | 12,573     | 11,980      |
| Other sorts . . . "   | 56                | 222               | 116             | 146              | 322              | 1,496           | 8,834            | 4,374      | 2,840      | 14,163      |
| Total Acids . . . "   | 281               | 1,793             | 2,218           | 2,327            | 2,922            | 2,847           | 20,020           | 17,471     | 19,869     | 51,124      |

(a) Separately recorded from 1933-34.

## No. 13—continued

## BELGIUM—continued

## IMPORTS THEREFROM—continued

| ARTICLES   | QUANTITY |         |         |         |         | VALUE    |          |          |          |          |
|--|----------|---------|---------|---------|---------|----------|----------|----------|----------|----------|
|  | 1931-32  | 1932-33 | 1933-34 | 1934-35 | 1935-36 | 1931-32  | 1932-33  | 1933-34  | 1934-35  | 1935-36  |
|  |          |         |         |         |         | B        | B        | E        | B        | B        |
| <b>CHEMICALS AND CHEMICAL PREPARATIONS (excluding CHEMICAL MANURES AND MEDICINES)—contd.</b>     |          |         |         |         |         |          |          |          |          |          |
| Aluminium sulphates . Cwts.  | ..       | 4,049   | 8,418   | 2,085   | 1,522   | ..       | 16,000   | 32,050   | 7,538    | 5,520    |
| Ammonia and salts thereof ;;   | 228      | 708     | 649     | 800     | 1,860   | 15,453   | 26,951   | 16,254   | 19,643   | 20,862   |
| Bleaching Materials—<br>Bleaching powder (calcium hypochlorite, chloride of lime) . ;;           | 2,618    | 841     | ..      | 1,444   | ..      | 14,225   | 3,404    | ..       | 5,443    | 12       |
| Carbide of calcium . ;;  | 393      | 230     | 720     | 1,329   | ..      | 5,429    | 2,811    | 12,648   | 18,888   | ..       |
| Copper Sulphate . . ;;   | 1,993    | 1,690   | ..      | ..      | 1,602   | 36,962   | 23,050   | 2        | ..       | 20,232   |
| Disinfectants—<br>Naphthalene . . ;;   | 4,535    | 6,478   | 10,417  | 9,181   | 3,172   | 46,283   | 70,555   | 1,20,649 | 1,00,551 | 34,509   |
| Lead compounds . . ;;  | ..       | 60      | 148     | 350     | 558     | ..       | 1,258    | 3,412    | 5,827    | 10,850   |
| Potassium compounds—<br>Chlorate . . ;;  | 1,142    | 640     | 217     | 574     | 702     | 24,804   | 14,048   | 5,208    | 11,487   | 16,103   |
| Other sorts . . ;;   | 50       | 156     | 530     | 178     | 1,354   | 1,083    | 18,449   | 17,125   | 5,500    | 44,020   |
| Total Potassium compounds ;;   | 1,192    | 796     | 756     | 752     | 2,146   | 26,787   | 32,497   | 22,323   | 16,993   | 60,129   |
| Soda compounds—<br>Sodium dichromate . . ;;  | 148      | 61      | 835     | 872     | 140     | 3,710    | 1,051    | 19,902   | 9,470    | 3,762    |
| Borax . . ;;   | ..       | 1,400   | ..      | ..      | ..      | ..       | 12,475   | ..       | ..       | 1        |
| Caustic Soda . . ;;  | 1,654    | ..      | ..      | ..      | 5       | 18,147   | ..       | ..       | ..       | 692      |
| Soda Sulphide . . ;;   | 2,689    | 2,167   | 455     | 260     | 118     | 21,200   | 15,025   | 2,437    | 1,680    | 962      |
| Sodium Silicate . . ;;   | 267      | 1,087   | 3,240   | 247     | 1,089   | 2,244    | 7,403    | 18,068   | 1,870    | 10,862   |
| Other sorts . . ;;   | 1,159    | 1,231   | 708     | 407     | 210     | 32,307   | 36,604   | 17,172   | 17,360   | 2,004    |
| Total Soda compounds . . ;;  | 5,917    | 5,936   | 6,288   | 1,338   | 2,402   | 77,008   | 73,248   | 68,179   | 80,395   | 18,883   |
| Zinc Chloride . . ;;   | 1,876    | 217     | 1,767   | 3,839   | 4,311   | 21,303   | 2,595    | 16,700   | 33,034   | 34,975   |
| Other sorts of chemicals Value   | —        | ..      | —       | —       | —       | 40,030   | 80,195   | 1,04,537 | 75,351   | 1,31,937 |
| Total Chemicals and Chemical preparations . . ;;   | —        | —       | —       | —       | —       | 2,95,927 | 3,68,170 | 4,04,315 | 3,33,534 | 3,89,132 |
| <b>DRUGS AND MEDICINES (excluding CHEMICALS AND NARCOTICS)—</b>                                  |          |         |         |         |         |          |          |          |          |          |
| Camphor . . . . Lbs.   | 12,500   | ..      | ..      | 2,008   | ..      | 22,631   | ..       | ..       | 18,71    | ..       |
| Preparations of opium and Morphine . Value   | —        | —       | —       | —       | —       | ..       | ..       | 220      | ..       | 11,500   |
| Proprietary and patent medicines . . ;;  | —        | —       | —       | —       | —       | 18,625   | 14,586   | 5,076    | 14,269   | 3,938    |
| Quinine Salts . . . Lbs.   | 267      | 104     | 2,005   | 225     | 16      | 6,680    | 45,262   | 1,21,926 | 25,613   | 1,389    |
| Other sorts of drugs and medicines . . Value   | —        | —       | —       | —       | —       | 42,584   | 1,01,508 | 1,62,303 | 1,02,248 | 1,14,328 |
| Total Drugs and Medicines . . ;;   | —        | —       | —       | —       | —       | 90,470   | 1,61,356 | 2,90,025 | 1,48,501 | 1,31,605 |
| <b>DYEING AND TANNING SUBSTANCES—</b>  |          |         |         |         |         |          |          |          |          |          |
| Aniline (a) . . . Lbs.   | 135,608  | —       | —       | —       | —       | 1,94,474 | —        | —        | —        | —        |
| Congo red (b) . . ;;   | —        | 4,480   | ..      | 1,160   | 22,160  | —        | 3,313    | 25       | 747      | 14,554   |
| Coupling dyes of naphthol group—<br>Naphthol rapid fast colours (rapid salts and base)(c) . . ;; | —        | 1,012   | 16,608  | —       | —       | —        | 21,385   | 81,828   | —        | —        |
| Naphthol (d) . . . ;;  | —        | —       | ..      | ..      | 6,942   | —        | —        | —        | ..       | 17,768   |
| Bases (d) . . . ;;   | —        | —       | ..      | 113     | 8,309   | —        | —        | —        | 417      | 23,276   |
| Other Salts (e) . . ;;   | —        | —       | 20,786  | ..      | 2,212   | ..       | ..       | 69,873   | ..       | 4,093    |
| Indigo . . . . ;;  | ..       | ..      | ..      | ..      | 53,760  | ..       | ..       | ..       | ..       | 80,640   |
| Other sorts . . . Value  | —        | —       | —       | —       | —       | 5,376    | 79,317   | 50,239   | 20,020   | 1,73,283 |
| Total Dyeing and Tanning substances . . ;;   | —        | —       | —       | —       | —       | 1,99,850 | 1,04,023 | 2,01,065 | 22,084   | 3,13,619 |

(a) Discontinued and shown under sub-heads from 1932-33.

(b) Separately recorded from 1932-33.

(c) Separately recorded from 1932-33 and shown under sub-heads from 1934-35.

(d) Separately recorded from 1934-35.

(e) Separately recorded from 1932-33. Previous years' figures shown under "Aniline".



IMPORTS THEREFROM—continued

| ARTICLES   | QUANTITY   |            |           |           |            | VALUE     |           |           |           |           |
|--|------------|------------|-----------|-----------|------------|-----------|-----------|-----------|-----------|-----------|
|  | 1931-32    | 1932-33    | 1933-34   | 1934-35   | 1935-36    | 1931-32   | 1932-33   | 1933-34   | 1934-35   | 1935-36   |
|  |            |            |           |           |            | R         | R         | R         | R         | R         |
| <b>EARthenWARE AND PORCELAIN (excluding PIPES OF EARthenWARE)—</b>                   |            |            |           |           |            |           |           |           |           |           |
| Earthenware—   |            |            |           |           |            |           |           |           |           |           |
| Sanitary ware Value  | —          | —          | —         | —         | —          | 1,700     | 3,021     | 3,339     | 11,234    | 871       |
| Other kinds of earthenware and Porcelain "   | —          | —          | —         | —         | —          | 43,803    | 50,703    | 44,025    | 19,191    | 21,192    |
| <b>Total Earthenware and Porcelain</b>   | —          | —          | —         | —         | —          | 45,512    | 53,724    | 47,364    | 30,425    | 22,063    |
| <b>FURNITURE AND CABINETWARE—</b>  |            |            |           |           |            |           |           |           |           |           |
| Furniture of other materials (other than bedsteads) . . .                            | —          | —          | —         | —         | —          | 6,034     | 43,437    | 1,274     | 3,740     | 2,047     |
| Mouldings . . . . .  | —          | —          | —         | —         | —          | 60,432    | 46,001    | 26,773    | 78,921    | 1,05,384  |
| Other sorts . . . . .  | —          | —          | —         | —         | —          | 2,202     | 7,784     | 402       | 1,206     | 8,780     |
| <b>Total Furniture and Cabinetware</b>   | —          | —          | —         | —         | —          | 77,718    | 1,03,252  | 28,509    | 83,966    | 1,16,717  |
| <b>GELATINE</b> . . . . . Cwts.  | 107        | 81         | 173       | 69        | 187        | 8,175     | 7,473     | 14,049    | 5,355     | 11,307    |
| <b>GLASS AND GLASSWARE—</b>  |            |            |           |           |            |           |           |           |           |           |
| Funnels, globes, and glass parts of lamps Value                                      | —          | —          | —         | —         | —          | 44,302    | 24,073    | 16,513    | 13,383    | 14,970    |
| Sheet and plate . Sq. Feet   | 10,548,004 | 11,504,104 | 6,330,785 | 9,223,843 | 13,741,074 | 11,51,302 | 13,77,307 | 9,90,188  | 11,69,372 | 12,98,766 |
| Tableware (including decanters, tumblers, etc.) Value                                | —          | —          | —         | —         | —          | 37,336    | 24,712    | 16,295    | 11,746    | 9,767     |
| Other glassware . . . . .  | —          | —          | —         | —         | —          | 36,176    | 77,007    | 51,899    | 60,192    | 43,092    |
| <b>Total Glass and Glassware</b>   | —          | —          | —         | —         | —          | 12,60,116 | 15,03,159 | 10,74,895 | 12,54,693 | 13,66,804 |
| <b>GUMS</b> . . . . . Cwts.  | 4,303      | 2,733      | 2,851     | 2,236     | 2,201      | 2,28,121  | 1,46,274  | 1,36,110  | 99,073    | 89,096    |
| <b>GUMS AND RESINS</b> . . . . .   | 305        | 106        | 440       | 323       | 331        | 8,109     | 4,634     | 10,338    | 19,065    | 7,915     |
| <b>HARDWARE, excluding CUTLERY AND ELECTROPLATED WARE—</b>                           |            |            |           |           |            |           |           |           |           |           |
| Builders' hardware, such as locks, hinges, door bolts, etc. Value                    | —          | —          | —         | —         | —          | 44,335    | 54,346    | 23,055    | 21,369    | 53,343    |
| Domestic Hardware (other than enamelled ironware) . . . . .                          | —          | —          | —         | —         | —          | 24,030    | 12,533    | 24,943    | 20,052    | 32,153    |
| Enamelled ironware . . . . .   | —          | —          | —         | —         | —          | 6,712     | 4,633     | 9,364     | 15,263    | 4,733     |
| Implements and tools, other than agricultural implements and machine tools . . . . . | —          | —          | —         | —         | —          | 14,703    | 19,552    | 7,990     | 3,012     | 9,471     |
| Other sorts . . . . .  | —          | —          | —         | —         | —          | 2,06,993  | 2,57,413  | 2,14,313  | 2,30,692  | 5,27,201  |
| <b>Total Hardware, etc.</b>  | —          | —          | —         | —         | —          | 2,97,273  | 3,48,537  | 2,85,170  | 3,46,688  | 3,32,401  |
| <b>INSTRUMENTS, APPARATUS AND APPLIANCES AND PARTS THEREOF—</b>                      |            |            |           |           |            |           |           |           |           |           |
| Electrical, including telegraph and telephone apparatus not being machinery—         |            |            |           |           |            |           |           |           |           |           |
| Electric wires and cables—   |            |            |           |           |            |           |           |           |           |           |
| Rubber-insulated "   | —          | —          | —         | —         | —          | 2,38,541  | 1,74,043  | 2,25,541  | 1,19,233  | 1,50,507  |
| Insulations, other than rubber . . . . .   | —          | —          | —         | —         | —          | 30,342    | 19,343    | 26,922    | 39,013    | 50,437    |
| Telegraph and Telephone wires and cables . . . . .                                   | —          | —          | —         | —         | —          | 1,591     | ..        | 305       | 100       | 25,030    |
| Baro copper wire (electrolytic) Cwts.  | 306        | 293        | 40        | 60        | 94         | 10,651    | 14,324    | 1,440     | 1,857     | 3,523     |
| Telegraph and Telephone Instruments and Apparatus Value                              | —          | —          | —         | —         | —          | 30,731    | 14,443    | 1,800     | 4,429     | 6,332     |
| Gas-filled electric bulbs . . . . . Nos.   | 30,951     | 20,093     | 10,499    | 9,317     | 9,941      | 13,034    | 13,270    | 9,457     | 5,373     | 7,053     |
| Vacuum electric bulbs . . . . .  | 21,049     | 60,531     | 41,420    | 23,023    | 51,566     | 7,350     | 21,359    | 17,399    | 9,230     | 15,936    |
| Accumulators (including parts) Value   | —          | —          | —         | —         | —          | 1,21,653  | 12,030    | 10,059    | 10,056    | ..        |
| Other kinds . . . . .  | —          | —          | —         | —         | —          | 10,733    | 20,416    | 32,493    | 16,439    | 17,533    |
| <b>Total Electrical Instruments, etc.</b>  | —          | —          | —         | —         | —          | 4,55,266  | 2,90,267  | 3,25,547  | 2,05,916  | 3,25,270  |

## No. 13—continued

## BELGIUM—continued

## IMPORTS THEREFROM—continued

| ARTICLES   | QUANTITY  |           |           |           |           | VALUE    |          |          |          |          |
|--|-----------|-----------|-----------|-----------|-----------|----------|----------|----------|----------|----------|
|  | 1931-32   | 1932-33   | 1933-34   | 1934-35   | 1935-36   | 1931-32  | 1932-33  | 1933-34  | 1934-35  | 1935-36  |
|  |           |           |           |           |           | R        | R        | R        | R        | R        |
| <b>INSTRUMENTS, APPARATUS AND APPLIANCES AND PARTS THEREOF—continued</b> |           |           |           |           |           |          |          |          |          |          |
| Photographic—  |           |           |           |           |           |          |          |          |          |          |
| Cinematograph films—   |           |           |           |           |           |          |          |          |          |          |
| Raw films . . . Length in feet   | 5,070,924 | 4,208,384 | 5,799,270 | 5,510,800 | 7,009,779 | 1,51,838 | 1,45,502 | 2,01,350 | 1,93,321 | 2,45,053 |
| Exposed films . . . "  | 7,920     | ..        | 813       | 1,198     | 800       | 350      | ..       | 68       | 150      | 200      |
| Photographic other than cinematograph films . Value                      | —         | —         | —         | —         | —         | 44,591   | 30,566   | 68,774   | 57,371   | 58,030   |
| Total Photographic . . . "   | —         | —         | —         | —         | —         | 1,96,779 | 2,28,068 | 2,70,192 | 2,51,842 | 3,04,783 |
| Other kinds . . . "  | —         | —         | —         | —         | —         | 13,649   | 89,541   | 60,529   | 14,164   | 16,573   |
| Total Instruments, Apparatus and Appliances, etc. . . "                  | —         | —         | —         | —         | —         | 6,55,714 | 6,05,376 | 6,56,038 | 4,71,452 | 6,40,026 |
| <b>IVORY—</b>  |           |           |           |           |           |          |          |          |          |          |
| Unmanufactured . . . Lbs.  | 3,201     | 4,197     | 3,383     | 6,105     | 6,175     | 20,075   | 19,184   | 34,950   | 23,284   | 23,987   |
| <b>LEATHER MANUFACTURES—</b>   |           |           |           |           |           |          |          |          |          |          |
| Picking bands and straps Cwts.   | 45        | 191       | 210       | 217       | 321       | 10,342   | 38,220   | 35,451   | 37,318   | 50,379   |
| Other sorts of leather . Value   | —         | —         | —         | —         | —         | 4,168    | 8,335    | 9,513    | 13,656   | 9,259    |
| Total Leather . . . "  | —         | —         | —         | —         | —         | 14,510   | 46,555   | 44,969   | 50,974   | 59,638   |
| <b>LIQUORS, including DENATURED AND PERFUMED SPIRITS—</b>                |           |           |           |           |           |          |          |          |          |          |
| Alo and beer—  |           |           |           |           |           |          |          |          |          |          |
| In bottles . . . Gals.   | 28,361    | 2,900     | 1,042     | 2,184     | 11,771    | 45,276   | 6,215    | 1,744    | 4,142    | 16,912   |
| In bulk . . . "  | 10,277    | 11,258    | 8,149     | 7,480     | 8,567     | 37,009   | 36,483   | 27,171   | 24,865   | 30,318   |
| Spirit—  |           |           |           |           |           |          |          |          |          |          |
| Spirit, present in drugs, medicines or chemicals . . . "                 | 172       | 417       | 850       | 843       | 593       | 4,459    | 11,037   | 22,540   | 8,684    | 13,293   |
| Spirit, perfumed . . . "   | 30        | 1         | 382       | 57        | 107       | 4,554    | 963      | 10,592   | 7,042    | 3,540    |
| Wines—   |           |           |           |           |           |          |          |          |          |          |
| Champaigne and other sparkling wines . . . "                             | 1,516     | 1,808     | 2,544     | 1,538     | 699       | 44,373   | 54,537   | 75,946   | 47,239   | 19,860   |
| Other sorts of liquors . . . "   | 262       | 476       | 1,500     | 764       | 213       | 4,330    | 5,362    | 14,007   | 8,612    | 3,031    |
| Total Liquors . . . "  | 40,613    | 16,860    | 14,473    | 12,421    | 21,955    | 1,40,015 | 1,14,729 | 1,58,000 | 1,00,484 | 85,970   |
| <b>MACHINERY AND MILLWORK—</b>   |           |           |           |           |           |          |          |          |          |          |
| Prime movers (other than electrical)—                                    |           |           |           |           |           |          |          |          |          |          |
| Locomotives (excluding those for railways)—                              |           |           |           |           |           |          |          |          |          |          |
| Oil Engines . . . No.  | ..        | ..        | ..        | 2         | ..        | ..       | ..       | ..       | 11,875   | ..       |
| Railway locomotives—Engines, tenders and parts thereof. . Value          | —         | —         | —         | —         | —         | 7,10,734 | 1,10,333 | 1,58,024 | 2,25,782 | 2,62,448 |
| Others . . . "   | —         | —         | —         | —         | —         | 8,718    | 1,465    | 1,231    | 12,773   | 11,353   |
| Other than locomotives—  |           |           |           |           |           |          |          |          |          |          |
| Oil Engines . . . No.  | 37        | 31        | 21        | 16        | 9         | 1,79,309 | 32,693   | 35,569   | 20,567   | 27,560   |
| Parts of oil Engines . Value   | —         | —         | —         | —         | —         | 23,686   | 35,724   | 15,468   | 14,127   | 21,040   |
| Steam Engines . . . No.  | ..        | 2         | 10        | ..        | ..        | ..       | 1,00,654 | 1,30,562 | ..       | ..       |
| Parts of steam Engines Value   | —         | —         | —         | —         | —         | 5,232    | 13,589   | 11,434   | 30,325   | 1,210    |
| Others . . . "   | —         | —         | —         | —         | —         | 496      | 268      | 4,005    | ..       | 5,238    |
| Total prime movers (other than electrical) . . . "                       | —         | —         | —         | —         | —         | 9,33,260 | 2,04,732 | 3,56,293 | 3,15,949 | 3,28,344 |
| <b>Electrical machinery of all kinds, etc.—</b>                          |           |           |           |           |           |          |          |          |          |          |
| Control and switch gear . . . "  | —         | —         | —         | —         | —         | 6,888    | 1,438    | 1,751    | 17,322   | 8,491    |
| Motors . . . "   | —         | —         | —         | —         | —         | 49,733   | 13,836   | 37,174   | 34,666   | 21,208   |
| Transformers . . . "   | —         | —         | —         | —         | —         | 17,921   | 9,936    | 1,776    | 30,400   | 47,091   |
| Turbo-generating sets . . . "  | —         | —         | —         | —         | —         | 67,043   | 4,294    | ..       | 401      | ..       |
| Other kinds . . . "  | —         | —         | —         | —         | —         | 2,80,622 | 71,115   | 26,054   | 74,275   | 48,812   |

No. 13—continued  
 BELGIUM—continued  
 IMPORTS THEREFROM—continued

| ARTICLES  | QUANTITY     |               |              |              |              | VALUE            |                  |                  |                  |                  |
|---|--------------|---------------|--------------|--------------|--------------|------------------|------------------|------------------|------------------|------------------|
|   | 1931-32      | 1932-33       | 1933-34      | 1934-35      | 1935-36      | 1931-32          | 1932-33          | 1933-34          | 1934-35          | 1935-36          |
|   |              |               |              |              |              | R                | B                | B                | B                | B                |
| <b>MACHINERY AND MILLWORK—</b>  |              |               |              |              |              |                  |                  |                  |                  |                  |
| <i>continued</i>  |              |               |              |              |              |                  |                  |                  |                  |                  |
| Machinery, not being prime-movers or electrical machinery—                      |              |               |              |              |              |                  |                  |                  |                  |                  |
| Agricultural tractors and parts . . . Value                                     | —            | —             | —            | —            | —            | 7,988            | 1,918            | 1,186            | 544              | 10,482           |
| Boilers . . . . .   | —            | —             | —            | —            | —            | 12,322           | 14,892           | 5,178            | 23,728           | 1,20,276         |
| Mining machinery . . . . .  | —            | —             | —            | —            | —            | 6,63,451         | 87,470           | 47,941           | 8,64,114         | 11,24,950        |
| Oil crushing and refining machinery . . . . .                                   | —            | —             | —            | —            | —            | 1,59,410         | 24,367           | 1,615            | 1,01,079         | 1,04,241         |
| Paper mill machinery . . . . .  | —            | —             | —            | —            | —            | 2,047            | 1,894            | 26,553           | 201              | 7,205            |
| Pumping machinery (a) . . . . .   | —            | —             | —            | —            | —            | —                | 727              | —                | 15               | 59,621           |
| Refrigerating machinery . . . . .   | —            | —             | —            | —            | —            | —                | —                | —                | —                | —                |
| Rice and flour mill machinery . . . . .   | —            | —             | —            | —            | —            | 9,583            | 17,266           | 15,991           | 12,215           | 22,854           |
| Sugar machinery . . . . .   | —            | —             | —            | —            | —            | 22,751           | 31,76,262        | 34,79,283        | 18,127           | 10,735           |
| Tea machinery . . . . .   | —            | —             | —            | —            | —            | —                | —                | 16,047           | 544              | —                |
| Textile machinery—  |              |               |              |              |              |                  |                  |                  |                  |                  |
| Cotton . . . . .  | —            | —             | —            | —            | —            | 40,258           | 30,981           | 51,516           | 56,185           | 31,230           |
| Jute . . . . .  | —            | —             | —            | —            | —            | 3,099            | 14,091           | 4,132            | 3,467            | 14,828           |
| Other sorts of machinery . . . . .  | —            | —             | —            | —            | —            | 4,01,957         | 99,573           | 1,55,756         | 1,27,849         | 9,38,555         |
| <b>Total Machinery and Millwork . . . . .</b>                                   | <b>—</b>     | <b>—</b>      | <b>—</b>     | <b>—</b>     | <b>—</b>     | <b>26,78,232</b> | <b>38,61,937</b> | <b>42,59,682</b> | <b>16,74,087</b> | <b>27,52,326</b> |
| <b>MANURES (excluding oil cakes)—</b>   |              |               |              |              |              |                  |                  |                  |                  |                  |
| <i>Nitrogenous—</i>   |              |               |              |              |              |                  |                  |                  |                  |                  |
| Nitrate of Soda . . . . . Tons  | 381          | 454           | 659          | 1,180        | 569          | 49,101           | 50,802           | 75,179           | 45,218           | 54,229           |
| Sulphate of Ammonia . . . . .   | 100          | 1,257         | —            | —            | 25           | 9,334            | 1,24,313         | —                | —                | 2,206            |
| <i>Potassic—</i>  |              |               |              |              |              |                  |                  |                  |                  |                  |
| Muriate of Potash . . . . .   | 1,475        | 10            | 282          | 845          | 475          | 1,62,230         | 2,642            | 35,958           | 86,531           | 44,518           |
| Others . . . . .  | 395          | 70            | 355          | 200          | 20           | 30,636           | 12,224           | 34,853           | 18,971           | 2,342            |
| <i>Phosphatic—</i>  |              |               |              |              |              |                  |                  |                  |                  |                  |
| Superphosphate . . . . .  | 1,314        | 505           | 215          | 523          | 736          | 99,851           | 41,536           | 21,231           | 57,410           | 60,724           |
| Others . . . . .  | 753          | 401           | 402          | 389          | 1,312        | 84,016           | 25,238           | 23,680           | 22,091           | 44,506           |
| Other sorts of manures . . . . .  | 10           | 258           | 11           | 135          | 7            | 5,413            | 20,938           | 1,210            | 7,146            | 1,045            |
| <b>Total Manures . . . . .</b>  | <b>4,378</b> | <b>2,955</b>  | <b>1,904</b> | <b>3,215</b> | <b>3,144</b> | <b>4,07,086</b>  | <b>2,83,893</b>  | <b>1,92,161</b>  | <b>2,37,357</b>  | <b>2,09,630</b>  |
| <b>METALS AND ORES—</b>   |              |               |              |              |              |                  |                  |                  |                  |                  |
| <i>Aluminium, wrought—</i>  |              |               |              |              |              |                  |                  |                  |                  |                  |
| Circles . . . . . Cwts.   | —            | —             | —            | —            | 535          | —                | —                | —                | —                | 88,282           |
| Other manufactures . . . . .  | 204          | 692           | 151          | 276          | 101          | 25,937           | 1,06,153         | 13,045           | 20,131           | 12,545           |
| <b>Total Aluminium . . . . .</b>  | <b>204</b>   | <b>692</b>    | <b>151</b>   | <b>276</b>   | <b>636</b>   | <b>25,937</b>    | <b>1,06,153</b>  | <b>13,045</b>    | <b>20,131</b>    | <b>50,827</b>    |
| <i>Brass, Bronze, and similar alloys and manufactures thereof—</i>              |              |               |              |              |              |                  |                  |                  |                  |                  |
| <i>Wrought—</i>   |              |               |              |              |              |                  |                  |                  |                  |                  |
| Mixed or yellow metal, for sheathing . . . . .                                  | 652          | 267           | 120          | 184          | 710          | 33,523           | 10,251           | 3,322            | 5,139            | 18,637           |
| Sheets . . . . .  | 129          | 85            | 134          | 95           | 344          | 6,355            | 5,365            | 9,212            | 5,325            | 16,015           |
| Other sorts . . . . .   | 529          | 683           | 815          | 473          | 769          | 37,289           | 44,499           | 59,613           | 30,917           | 48,381           |
| <b>Total Brass Bronze and similar alloys and manufactures thereof . . . . .</b> | <b>1,310</b> | <b>1,035</b>  | <b>1,069</b> | <b>752</b>   | <b>1,823</b> | <b>67,653</b>    | <b>60,615</b>    | <b>66,152</b>    | <b>41,431</b>    | <b>83,033</b>    |
| <i>Copper—</i>  |              |               |              |              |              |                  |                  |                  |                  |                  |
| <i>Wrought—</i>   |              |               |              |              |              |                  |                  |                  |                  |                  |
| Rods . . . . . Cwts.  | 443          | 154           | 40           | 169          | 5            | 17,451           | 5,785            | 2,243            | 6,658            | 193              |
| Sheets . . . . .  | 2,658        | 9,231         | 2,895        | 2,198        | 3,364        | 1,19,835         | 3,17,237         | 99,437           | 61,362           | 1,01,978         |
| Wire excluding wire of telegraph and telephone . . . . .                        | 792          | 943           | 224          | 19           | 249          | 39,575           | 39,222           | 3,432            | 630              | 8,591            |
| Others . . . . .  | 281          | 371           | 149          | 410          | 250          | 14,795           | 15,300           | 5,762            | 15,055           | 10,700           |
| <b>Total Copper (excluding ore) . . . . .</b>                                   | <b>4,089</b> | <b>10,699</b> | <b>3,308</b> | <b>2,796</b> | <b>3,868</b> | <b>1,79,656</b>  | <b>3,77,544</b>  | <b>1,06,874</b>  | <b>83,790</b>    | <b>1,21,452</b>  |

(a) Separately recorded from 1933-34

## No. 13—continued

BELGIUM—continued  
IMPORTS THEREFROM—continued

| ARTICLES  | QUANTITY      |               |               |               |                      | VALUE              |                  |                  |                  |                      |
|---|---------------|---------------|---------------|---------------|----------------------|--------------------|------------------|------------------|------------------|----------------------|
|   | 1931-32       | 1932-33       | 1933-34       | 1934-35       | 1935-36 <sup>a</sup> | 1931-32            | 1932-33          | 1933-34          | 1934-35          | 1935-36 <sup>a</sup> |
|   |               |               |               |               |                      | £                  | £                | £                | £                | £                    |
| <b>MINERALS AND ORES—continued</b>                |               |               |               |               |                      |                    |                  |                  |                  |                      |
| <b>Iron—</b>                                      |               |               |               |               |                      |                    |                  |                  |                  |                      |
| <b>Manufactures—</b>                              |               |               |               |               |                      |                    |                  |                  |                  |                      |
| Angle and tee, bolt and rod, Tons                 | 555           | 2,061         | 510           | 509           | 10                   | 47,355             | 1,93,137         | 49,838           | 43,088           | 840                  |
| Bars and channels                                 | 314           | 229           | 183           | 103           | 25                   | 31,940             | 17,273           | 10,413           | 10,951           | 2,569                |
| Other kinds of iron                               | 52            | 6             | ..            | ..            | ..                   | 4,506              | 1,670            | ..               | ..               | ..                   |
| <b>Total Iron (excluding ores)</b>                | <b>921</b>    | <b>2,296</b>  | <b>693</b>    | <b>612</b>    | <b>35</b>            | <b>83,801</b>      | <b>2,12,080</b>  | <b>60,251</b>    | <b>54,039</b>    | <b>3,409</b>         |
| <b>Steel—</b>                                     |               |               |               |               |                      |                    |                  |                  |                  |                      |
| Angle and tee                                     | 9,900         | 6,139         | 5,014         | 6,865         | 5,017                | 7,01,889           | 4,32,004         | 4,05,694         | 6,13,107         | 4,63,374             |
| Spring  | 88            | 89            | ..            | ..            | ..                   | 11,652             | 6,507            | ..               | ..               | ..                   |
| Bars (a)  | 33,535        | 32,003        | 27,077        | 25,250        | —                    | 25,64,627          | 22,68,439        | 23,12,590        | 23,04,484        | —                    |
| Under 1/2" square or round (b)                    | —             | —             | —             | —             | 2,486                | —                  | —                | —                | —                | 2,01,556             |
| All sorts (b)                                     | —             | —             | —             | —             | 9,763                | —                  | —                | —                | —                | 8,01,245             |
| <b>Cast—</b>                                      |               |               |               |               |                      |                    |                  |                  |                  |                      |
| Tool steel  | 8             | 111           | 59            | 33            | 15                   | 6,263              | 10,337           | 20,222           | 6,500            | 5,581                |
| Ingots, blooms, billets and slabs                 | 368           | ..            | 42            | ..            | 18,245               | 13,575             | ..               | 4,339            | ..               | 7,96,975             |
| <b>Total Steel</b>                                | <b>43,794</b> | <b>38,322</b> | <b>32,792</b> | <b>32,148</b> | <b>31,126</b>        | <b>33,90,006</b>   | <b>27,17,977</b> | <b>27,42,795</b> | <b>29,24,091</b> | <b>32,60,331</b>     |
| <b>Iron or Steel—</b>                             |               |               |               |               |                      |                    |                  |                  |                  |                      |
| Beams, channels, pillars, girders, and bridgework | 9,483         | 5,852         | 5,083         | 5,823         | 4,861                | 7,41,364           | 4,20,198         | 4,11,536         | 5,06,416         | 4,19,442             |
| Bolts and nuts                                    | 2,364         | 3,253         | 3,460         | 4,242         | 3,323                | 5,56,301           | 6,20,184         | 6,79,384         | 8,37,337         | 7,18,652             |
| Fencing materials (including fencing wire)        | 1,035         | 1,321         | 1,060         | 972           | 849                  | 2,26,407           | 3,11,662         | 2,19,513         | 1,81,732         | 1,38,539             |
| Hoops and strips                                  | 7,513         | 10,109        | 7,741         | 9,955         | 14,715               | 8,60,414           | 10,49,890        | 9,31,302         | 11,89,551        | 16,17,707            |
| Nails, rivets, and washers (excluding wire nails) | 2,555         | 2,594         | 2,171         | 2,760         | 2,369                | 5,49,384           | 5,53,150         | 3,82,353         | 4,78,843         | 4,74,464             |
| Pipes and fittings, cast                          | 68            | 46            | 47            | 11            | 15                   | 19,971             | 23,793           | 19,823           | 3,009            | 3,790                |
| Rails, chairs and fish-plates                     | 978           | 39            | 213           | 37            | 105                  | 1,27,144           | 3,425            | 22,005           | 9,359            | 7,665                |
| <b>Screws—</b>                                    |               |               |               |               |                      |                    |                  |                  |                  |                      |
| Wood Screws                                       | 650           | 373           | 345           | 159           | 289                  | 3,59,514           | 4,23,377         | 1,42,702         | 68,472           | 1,21,213             |
| Metal thread Screws                               | 21            | 23            | 20            | 14            | ..                   | 12,961             | 10,704           | 8,016            | 6,641            | ..                   |
| <b>Sheets and Plates—</b>                         |               |               |               |               |                      |                    |                  |                  |                  |                      |
| <b>Galvanized—</b>                                |               |               |               |               |                      |                    |                  |                  |                  |                      |
| Corrugated  | 20,940        | 16,700        | 3,904         | 1,104         | 7,044                | 42,97,173          | 26,03,534        | 6,22,416         | 1,70,419         | 10,31,034            |
| Plain   | 6,461         | 4,313         | 1,617         | 793           | 3,035                | 13,31,356          | 6,91,343         | 2,43,407         | 1,19,159         | 4,37,413             |
| Tinned  | ..            | 24            | 12            | 243           | ..                   | ..                 | 6,691            | 3,335            | 66,116           | ..                   |
| <b>Not galvanized or tinned—</b>                  |               |               |               |               |                      |                    |                  |                  |                  |                      |
| Sheets upto 1/2" thick                            | 1,792         | 1,669         | 2,264         | 2,619         | 5,071                | 1,30,337           | 1,46,311         | 2,31,165         | 2,67,769         | 5,03,513             |
| Plates over 1/2" thick                            | 2,845         | 1,005         | 852           | 911           | 1,609                | 2,44,940           | 90,393           | 85,313           | 1,06,333         | 1,50,631             |
| Other Sorts                                       | 21            | 2             | 1             | 7             | 615                  | 1,923              | 133              | 84               | 1,932            | 54,043               |
| Sleepers and keys of iron or steel for railways   | 845           | 1,403         | 316           | 56            | 242                  | 41,441             | 1,22,636         | 30,960           | 5,137            | 22,260               |
| Tubes, pipes and fittings, wrought                | 1,150         | 836           | 753           | 1,210         | 1,530                | 3,33,230           | 2,43,263         | 1,81,313         | 2,96,179         | 2,65,842             |
| Wire other than fencing wire                      | 3,257         | 2,649         | 1,353         | 1,693         | 1,391                | 4,57,302           | 4,12,103         | 2,32,377         | 2,52,791         | 1,88,576             |
| Wire nails  | 6,202         | 5,739         | 4,005         | 5,263         | 6,934                | 9,61,920           | 10,32,633        | 6,56,413         | 3,09,639         | 10,02,194            |
| <b>Wire rope—</b>                                 |               |               |               |               |                      |                    |                  |                  |                  |                      |
| Black   | 11            | ..            | ..            | 13            | 52                   | 2,535              | ..               | ..               | 3,334            | 19,401               |
| Galvanized  | 94            | 18            | 79            | 19            | 132                  | 13,152             | 6,463            | 27,357           | 7,999            | 26,199               |
| Other manufactures of iron or steel               | 4,705         | 4,372         | 3,253         | 3,435         | 4,033                | 5,52,961           | 5,55,743         | 3,91,517         | 4,41,464         | 4,33,751             |
| <b>Total Iron or Steel</b>                        | <b>78,033</b> | <b>63,410</b> | <b>39,043</b> | <b>41,393</b> | <b>53,349</b>        | <b>1,18,66,733</b> | <b>93,87,934</b> | <b>53,74,595</b> | <b>53,50,021</b> | <b>76,93,933</b>     |

(a) Shown under Sub-heads from 1935-36.  
(b) Separately recorded from 1935-36.

No. 13—continued  
 BELGIUM—continued  
 IMPORTS THEREFROM—continued

| ARTICLES   | QUANTITY |         |          |         |         | VALUE       |             |           |           |             |
|--|----------|---------|----------|---------|---------|-------------|-------------|-----------|-----------|-------------|
|  | 1931-32  | 1932-33 | 1933-34  | 1934-35 | 1935-36 | 1931-32     | 1932-33     | 1933-34   | 1934-35   | 1935-36     |
| <b>METALS AND ORES—concluded</b>                         |          |         |          |         |         | R           | R           | R         | R         | R           |
| Lead—  |          |         |          |         |         |             |             |           |           |             |
| Wrought—   |          |         |          |         |         |             |             |           |           |             |
| Sheets . . . . . Cwts.                                   | 1,813    | 497     | ..       | 71      | 122     | 21,800      | 5,508       | ..        | 1,021     | 2,043       |
| Pipes and tubes . . . "                                  | 2,087    | 861     | 12       | 10      | 131     | 42,318      | 13,519      | 220       | 180       | 2,212       |
| Other sorts . . . . "                                    | 80       | 656     | 69       | 336     | 49      | 1,537       | 7,780       | 1,245     | 2,918     | 1,528       |
| Total Lead . . . . "                                     | 4,580    | 2,014   | 81       | 407     | 302     | 65,655      | 26,805      | 1,465     | 4,069     | 6,783       |
| Tin . . . . . "  | 7        | 77      | 31       | 22      | 22      | 829         | 11,943      | 6,037     | 4,671     | 5,105       |
| Zinc or spelter—   |          |         |          |         |         |             |             |           |           |             |
| Unwrought . . . . "                                      | 1,314    | 1,060   | 2,456    | 15,610  | 28,852  | 18,499      | 15,288      | 85,694    | 1,51,503  | 2,05,270    |
| Wrought or manufac-<br>tured . . . . . "                 | 14,351   | 21,710  | 22,769   | 21,482  | 22,893  | 2,23,441    | 3,62,148    | 3,88,614  | 3,22,038  | 3,39,602    |
| Other sorts . . . . "                                    | ..       | 122     | ..       | 111     | 192     | ..          | 1,540       | ..        | 1,059     | 3,151       |
| Total Zinc or Spelter . . "                              | 15,665   | 22,001  | 25,225   | 37,203  | 51,937  | 2,41,940    | 3,78,976    | 4,24,303  | 4,75,250  | 5,48,122    |
| Other metals . . . . . Tons                              | 6        | ..      | 27       | 14      | 3       | 3,134       | 89          | 8,034     | 4,465     | 2,352       |
| Total Metals (excluding<br>ores) . . . . . "             | 119,051  | 105,899 | 74,014   | 76,245  | 92,946  | 1,59,25,403 | 1,32,79,571 | 90,02,738 | 94,61,868 | 1,07,86,347 |
| Total Ores . . . . . "                                   | 5        | ..      | ..       | ..      | 1       | 501         | ..          | 33        | ..        | 517         |
| Total Metals and Ores . . "                              | 119,056  | 105,899 | 74,014   | 76,245  | 92,947  | 1,59,25,904 | 1,32,79,571 | 90,02,771 | 94,61,868 | 1,07,86,864 |
| <b>Oils—</b>   |          |         |          |         |         |             |             |           |           |             |
| Animal—  |          |         |          |         |         |             |             |           |           |             |
| Fish oil . . . . . Gals.                                 | ..       | 27,555  | 2,667    | 143     | ..      | ..          | 40,101      | 3,398     | 2,110     | ..          |
| Mineral—   |          |         |          |         |         |             |             |           |           |             |
| Lubricating Oils . . . "                                 | 16,517   | 162,248 | 1,66,323 | 61,421  | 653     | 14,942      | 9,55,421    | 1,30,692  | 78,965    | 606         |
| Other kinds . . . . . "                                  | 134,856  | 127,813 | 82,350   | 161,819 | 24,432  | 98,931      | 95,820      | 53,877    | 1,10,726  | 20,382      |
| Mineral grease, includ-<br>ing Petroleum Jelly . Lbs.    | 53,316   | 147,044 | 263,846  | 163,129 | 251,516 | 15,218      | 41,414      | 68,690    | 31,029    | 45,024      |
| Vegetable Oils . . . . . Gals.                           | 53,243   | 86,818  | 70,969   | 21,335  | 88,256  | 61,504      | 42,880      | 69,506    | 20,580    | 53,444      |
| Other sorts . . . . . "                                  | 70       | 28      | 34       | 66      | 18      | 3,300       | 1,587       | 949       | 783       | 657         |
| Total Oils . . . . . Value                               | —        | —       | —        | —       | —       | 1,93,895    | 11,70,723   | 3,22,202  | 2,44,193  | 1,20,773    |
| <b>OIL-CLOTH AND FLOOR-<br/>CLOTH</b> . . . . . Sq. Yds. | 6,246    | 16,730  | 73,774   | 169,490 | 190,908 | 4,336       | 12,169      | 43,723    | 98,910    | 1,17,725    |
| <b>PAINTS AND PAINTERS'<br/>MATERIALS—</b>               |          |         |          |         |         |             |             |           |           |             |
| Paints and Colours—                                      |          |         |          |         |         |             |             |           |           |             |
| Barrytes . . . . . Cwts.                                 | 837      | 24,634  | 19,086   | 6,051   | ..      | 39,305      | 50,280      | 41,111    | 21,244    | ..          |
| Blue paint or Paris<br>blue . . . . . "                  | 1,661    | 727     | 944      | 782     | 797     | 40,666      | 20,008      | 26,473    | 19,527    | 24,806      |
| Red Lead—<br>Reduced, dry . . . . "                      | 10       | 1,601   | 50       | 20      | ..      | 136         | 13,869      | 476       | 179       | ..          |
| Zinc, white—<br>Genuine, dry . . . . "                   | 1,986    | 947     | 461      | ..      | ..      | 34,114      | 15,516      | 5,829     | ..        | ..          |
| Lithopone—<br>Dry . . . . . "                            | 925      | 3,313   | 1,503    | 3,316   | 7,186   | 12,185      | 39,596      | 16,375    | 41,183    | 70,951      |
| Other sorts—<br>Coloured dry . . . . "                   | 3,149    | 7,673   | 6,498    | 5,703   | 11,080  | 82,931      | 72,506      | 75,029    | 69,561    | 1,18,620    |
| Varnishes . . . . . "                                    | 1,273    | 1,696   | 1,588    | 1,015   | 1,334   | 42,346      | 52,397      | 51,640    | 31,890    | 30,744      |
| Other sorts, including<br>Painters' materials . Value    | —        | —       | —        | —       | —       | 78,073      | 72,034      | 36,053    | 19,867    | 15,098      |
| Total Paints and Paint-<br>ers' materials . . . . "      | —        | —       | —        | —       | —       | 3,24,766    | 3,36,197    | 2,52,995  | 2,03,351  | 2,66,279    |
| <b>PAPER AND PAPERBOARD—</b>                             |          |         |          |         |         |             |             |           |           |             |
| Paper—   |          |         |          |         |         |             |             |           |           |             |
| Packing and Wrapping<br>paper (a)—                       |          |         |          |         |         |             |             |           |           |             |
| Fancy, including em-<br>bossed (b) . . . . . Cwts.       | —        | —       | —        | —       | 478     | —           | —           | —         | —         | 14,504      |
| Other Sorts (b) . . . . "                                | —        | —       | —        | —       | 2,518   | —           | —           | —         | —         | 43,580      |
| Total Packing and<br>wrapping paper (a) . . "            | 3,096    | 2,426   | 1,253    | 957     | 2,991   | 62,624      | 26,874      | 19,996    | 17,551    | 58,093      |
| Printing paper (c) . . . "                               | 6,035    | 4,980   | 5,037    | 4,271   | 5,714   | 1,23,079    | 1,21,395    | 1,10,261  | 92,015    | 1,24,393    |
| Writing paper and<br>envelopes—                          |          |         |          |         |         |             |             |           |           |             |
| Writing paper in large<br>sheets (d) . . . . . "         | 1,945    | 656     | 393      | 177     | —       | 85,797      | 13,542      | 9,247     | 4,646     | —           |
| Note and letter paper<br>and envelopes (d) . . . "       | 240      | 61      | 40       | 65      | —       | 3,797       | 1,955       | 1,051     | 1,325     | —           |
| Envelopes imported<br>separately (d) . . . . "           | 208      | 85      | 40       | 19      | —       | 6,350       | 2,770       | 876       | 916       | —           |
| Other kinds of paper . . "                               | 1,902    | 3,030   | 5,231    | 3,937   | 4,114   | 62,855      | 1,08,613    | 1,77,010  | 1,12,042  | 1,17,891    |
| Paper manufactures . . "                                 | 52       | 84      | 219      | 406     | 309     | 3,397       | 16,784      | 11,150    | 14,051    | 8,415       |
| Total Paper . . . . . "                                  | 13,478   | 11,830  | 12,257   | 9,832   | 13,128  | 3,03,890    | 2,91,883    | 3,38,591  | 2,43,946  | 3,08,792    |

(a) Figures prior to 1935-36 relate to packing paper only.  
 (b) Separately recorded from 1935-36.  
 (c) Revised classification introduced from 1935-36.  
 (d) Discontinued from 1935-36.

No. 13—continued  
BELGIUM—continued  
IMPORTS THEREFROM—continued

| ARTICLES  | QUANTITY |         |         |         |         | VALUE     |           |           |           |           |
|---|----------|---------|---------|---------|---------|-----------|-----------|-----------|-----------|-----------|
|   | 1931-32  | 1932-33 | 1933-34 | 1934-35 | 1935-36 | 1931-32   | 1932-33   | 1933-34   | 1934-35   | 1935-36   |
| <b>PAPER AND PASTEBOARD—</b>  |          |         |         |         |         |           |           |           |           |           |
| <i>continued</i>  |          |         |         |         |         |           |           |           |           |           |
| Pastboard, millboard, and cardboard of all kinds—                           |          |         |         |         |         | B         | B         | B         | B         | B         |
| Straw boards . . . Cwts.  | 1,561    | 1,048   | 800     | 870     | 1,950   | 8,918     | 13,304    | 8,666     | 1,744     | 8,057     |
| Other kinds . . . . "   | 926      | 3,582   | 2,050   | 2,221   | 1,356   | 19,246    | 74,800    | 39,339    | 41,876    | 19,849    |
| Manufactures of Pastboard, millboard and cardboard . . . "                  | 2,395    | 878     | 962     | 1,038   | 87      | 1,18,475  | 18,960    | 46,082    | 48,350    | 1,272     |
| Total Pastboard, etc. . . "   | 4,882    | 5,008   | 3,812   | 3,629   | 3,349   | 1,46,639  | 1,07,124  | 89,067    | 91,470    | 29,178    |
| Total Paper and Pastboard . . . "   | 15,360   | 17,238  | 16,069  | 18,460  | 16,477  | 4,50,538  | 3,99,007  | 4,27,678  | 3,85,416  | 3,87,070  |
| <b>PAPER-MAKING MATERIALS—</b>  |          |         |         |         |         |           |           |           |           |           |
| Pulp of wood . . . . "  | 6        | ..      | 1,584   | 200     | ..      | 46        | ..        | 10,226    | 2,475     | ..        |
| <b>PRECIOUS STONES AND PEARLS UNSET—</b>                                    |          |         |         |         |         |           |           |           |           |           |
| Diamonds . . . Value  | —        | —       | —       | —       | —       | 28,60,467 | 68,28,016 | 55,19,581 | 38,67,604 | 26,42,788 |
| Other Precious stones . . "   | —        | —       | —       | —       | —       | 4,142     | 42,679    | 1,746     | 15,067    | 3,22,209  |
| Total Precious Stones and Pearls unset . . "                                | —        | —       | —       | —       | —       | 28,64,609 | 68,70,695 | 55,21,277 | 38,82,611 | 29,64,997 |
| <b>PRINTING AND LITHOGRAPHING MACHINERY AND MATERIALS (excluding PAPER)</b> |          |         |         |         |         |           |           |           |           |           |
| .. . . . "  | —        | —       | —       | —       | —       | 3,432     | 5,589     | 11,183    | 6,702     | 3,277     |
| <b>PROVISIONS AND OILMAN'S STORES—</b>                                      |          |         |         |         |         |           |           |           |           |           |
| Biscuits and cakes . . Cwts.  | 311      | 91      | 133     | 45      | 58      | 17,945    | 4,907     | 7,936     | 3,405     | 3,530     |
| Canned and bottled provisions (not specified elsewhere)—                    |          |         |         |         |         |           |           |           |           |           |
| Vegetable products . . "  | 6,718    | 1,214   | ..      | 11      | 111     | 3,28,212  | 35,502    | ..        | 501       | 8,017     |
| Other kinds . . . . "   | 6,397    | 9,552   | 9,987   | 5,931   | 8,042   | 1,08,448  | 1,72,628  | 1,57,337  | 91,850    | 1,15,723  |
| Cocoa and chocolate . . "   | 265      | 82      | 78      | 140     | 479     | 14,916    | 3,874     | 5,901     | 7,669     | 18,017    |
| Confectionery . . . . "   | 902      | 1,029   | 1,412   | 814     | 1,245   | 46,061    | 66,804    | 99,649    | 44,233    | 87,534    |
| Other sorts of provisions Value   | —        | —       | —       | —       | —       | 20,245    | 87,808    | 51,287    | 80,482    | 54,770    |
| Total Provisions and Oilman's Stores . . "                                  | —        | —       | —       | —       | —       | 4,35,827  | 3,71,608  | 3,22,110  | 2,37,130  | 2,33,401  |
| <b>RUBBER—</b>  |          |         |         |         |         |           |           |           |           |           |
| <b>Manufactures—</b>  |          |         |         |         |         |           |           |           |           |           |
| Pneumatic motor covers No.  | 816      | 5,954   | 3,612   | 5,808   | 5,374   | 36,194    | 2,09,526  | 1,24,027  | 2,30,139  | 2,51,557  |
| Pneumatic motor tubes . . . "   | 2,072    | 4,412   | 3,295   | 4,523   | 3,569   | 6,806     | 30,248    | 16,278    | 27,100    | 23,743    |
| Pneumatic cycle covers . . "  | 3        | 1,661   | 82,810  | 25,192  | 52,448  | 4         | 1,230     | 35,213    | 26,779    | 61,244    |
| " " tubes . . . . "   | ..       | 100     | 29,033  | 12,326  | 3,102   | ..        | 35        | 13,908    | 6,967     | 1,508     |
| Other sorts . . . Value   | —        | —       | —       | —       | —       | 6,053     | 9,828     | 4,883     | 1,731     | 7,273     |
| Total Rubber manufactures . . . . "   | —        | —       | —       | —       | —       | 49,957    | 3,10,922  | 1,95,304  | 2,92,716  | 3,48,329  |
| <b>STARCH AND FARINA—</b>   |          |         |         |         |         |           |           |           |           |           |
| Starch . . . . . Cwts.  | 30,689   | 33,532  | 27,728  | 26,219  | 36,234  | 2,46,052  | 2,47,901  | 1,70,768  | 1,97,687  | 2,38,778  |
| Farina and potato flour . . "   | 1,005    | 1,758   | 3,943   | 1,207   | 2,683   | 7,291     | 11,996    | 18,628    | 7,459     | 20,269    |
| <b>STATIONERY (excluding PAPER)</b>   |          |         |         |         |         |           |           |           |           |           |
| .. . . . Value  | —        | —       | —       | —       | —       | 21,374    | 30,224    | 24,058    | 16,772    | 14,606    |
| <b>STONE AND MARBLE—</b>  |          |         |         |         |         |           |           |           |           |           |
| Stone and marble . . . Tons   | 64       | 127     | 298     | 266     | 600     | 6,987     | 12,295    | 25,183    | 23,035    | 50,842    |
| Articles of stone and marble . . . . "                                      | 18       | 12      | 6       | 48      | 41      | 12,511    | 22,594    | 12,495    | 30,209    | 14,464    |
| <b>SUGAR—</b>   |          |         |         |         |         |           |           |           |           |           |
| Sugar 23 Dutch Standard and above . . "                                     | 181      | 132     | 1,367   | 99      | 25      | 25,105    | 25,279    | 2,96,166  | 16,373    | 4,158     |
| Sugar below 23 Dutch Standard but not below 16 Dutch Standard . . . . "     | ..       | 3       | 3       | ..      | ..      | ..        | 529       | 537       | ..        | ..        |
| Beet sugar . . . . "  | ..       | 2,368   | ..      | 1,973   | 237     | ..        | 2,39,725  | ..        | 1,77,700  | 23,740    |
| Sugar 15 Dutch Standard and below . . "                                     | 40       | ..      | ..      | ..      | ..      | 11,605    | ..        | ..        | ..        | ..        |
| Total Sugar . . . . "   | 221      | 2,503   | 1,370   | 2,072   | 262     | 46,710    | 2,65,533  | 2,96,703  | 1,94,163  | 27,898    |

No. 13—continued  
BELGIUM—continued

IMPORTS THEREFROM—continued

| ARTICLES  | QUANTITY |         |         |         |         | VALUE    |          |          |          |          |
|---|----------|---------|---------|---------|---------|----------|----------|----------|----------|----------|
|   | 1931-32  | 1932-33 | 1933-34 | 1934-35 | 1935-36 | 1931-32  | 1932-33  | 1933-34  | 1934-35  | 1935-36  |
| TEA CHESTS ENTIRE OR IN SECTIONS . . . Value                          | —        | —       | —       | —       | —       | B 15,930 | B 8,061  | B 1,584  | B 1,642  | B 4,805  |
| TEXTILES—   |          |         |         |         |         |          |          |          |          |          |
| Cotton—   |          |         |         |         |         |          |          |          |          |          |
| Raw . . . Tons  | 18       | ..      | ..      | ..      | ..      | 20,000   | 1        | 12       | ..       | ..       |
| Twist and yarn . Lbs.   | 6,710    | 1,200   | ..      | ..      | 506     | 5,901    | 1,743    | ..       | ..       | 667      |
| Manufactures—   |          |         |         |         |         |          |          |          |          |          |
| Blankets . . . "  | 259,826  | 94,251  | 22,986  | 14,820  | 85,963  | 80,319   | 37,453   | 8,577    | 4,801    | 29,464   |
| Lace and patent net Yards   | 94,529   | 63,782  | ..      | 2,371   | ..      | 47,874   | 37,278   | ..       | 1,398    | ..       |
| Floor-goods—  |          |         |         |         |         |          |          |          |          |          |
| White (bleached) "  | 39,310   | 59,097  | ..      | 4,750   | ..      | 19,200   | 28,335   | ..       | 2,685    | ..       |
| Coloured, printed, or dyed—   |          |         |         |         |         |          |          |          |          |          |
| Dyed goods . . "  | 20,784   | 60,741  | 5,404   | 40,044  | 14,408  | 15,794   | 30,769   | 4,160    | 26,372   | 11,128   |
| Woven Coloured goods—   |          |         |         |         |         |          |          |          |          |          |
| Coatings and Trouserings, etc. . . "                                  | 57,110   | 93,490  | 5,798   | 19,008  | 18,264  | 32,924   | 55,951   | 3,097    | 12,573   | 12,215   |
| Other sorts . . . "   | 119,350  | 88,035  | 24,659  | 39,297  | 18,645  | 81,263   | 63,100   | 16,656   | 29,826   | 18,249   |
| Total Woven coloured goods . . "                                      | 176,460  | 181,525 | 30,457  | 59,305  | 36,909  | 1,14,187 | 1,10,051 | 20,353   | 42,399   | 30,458   |
| Thread, sewing . Lbs.   | 19,002   | 18,737  | 22,011  | 26,892  | 17,109  | 40,992   | 41,112   | 60,108   | 59,361   | 36,962   |
| Other sorts of manufactures . . . Value                               | —        | —       | —       | —       | —       | 23,539   | 33,522   | 32,385   | 40,297   | 70,040   |
| Total Cotton manufactures (including Twist and Yarn). "               | —        | —       | —       | —       | —       | 8,56,896 | 8,29,258 | 1,15,578 | 1,77,313 | 1,84,725 |
| Haberashery and millinery . . . "                                     | —        | —       | —       | —       | —       | 13,083   | 9,614    | 5,481    | 6,487    | 9,832    |
| Silk manufactures—  |          |         |         |         |         |          |          |          |          |          |
| Silk yarn, nolls and warps (a) . Lbs.                                 | 129,792  | 87,317  | 60,045  | —       | —       | 1,27,208 | 72,502   | 53,620   | —        | —        |
| Made from Silk waste or nolls (b) . . . "                             | —        | —       | —       | 2,423   | 75,715  | —        | —        | —        | 4,292    | 81,203   |
| Silk Piece-goods Yards  | 82,833   | 74,305  | 35,407  | 5,761   | 1,891   | 50,612   | 58,687   | 27,234   | 3,550    | 1,402    |
| Other sorts . . . Value   | —        | —       | —       | —       | —       | 13,657   | 19,141   | 2,882    | 19,763   | 1,216    |
| Total Silk manufactures . . . "                                       | —        | —       | —       | —       | —       | 1,01,477 | 1,48,330 | 83,736   | 18,605   | 83,821   |
| Wool—   |          |         |         |         |         |          |          |          |          |          |
| Worsted yarn for weaving . . . lbs.                                   | 1,705    | 16,013  | 3,398   | 1,373   | ..      | 2,644    | 29,601   | 4,073    | 3,418    | ..       |
| Knitting wool . . . "   | 20,710   | 21,145  | 5       | 13,104  | ..      | 48,997   | 37,849   | 12       | 11,938   | ..       |
| Manufactures—   |          |         |         |         |         |          |          |          |          |          |
| Blankets and rugs other than floor rugs . . . "                       | 11,487   | 47,470  | ..      | 11,441  | 21,661  | 4,021    | 20,766   | ..       | 6,317    | 9,594    |
| Carpets and floor rugs . . . "  | 582      | 3,792   | 12,359  | 5,318   | 11,661  | 857      | 4,615    | 14,158   | 6,157    | 10,420   |
| Piece-goods . . . Yards   | 78,934   | 504,251 | 539,764 | 22,483  | 10,398  | 1,48,186 | 5,85,871 | 4,58,757 | 49,852   | 20,981   |
| Goods of Wool mixed with other materials (b) . . . "                  | —        | —       | —       | 45,126  | 12,324  | —        | —        | —        | 66,824   | 16,993   |
| Other sorts . . . Value   | —        | —       | —       | —       | —       | 1,561    | 7,773    | 1,851    | 180      | ..       |
| Total Woollen manufactures (including Yarn and knitting wool) . . . " | —        | —       | —       | —       | —       | 2,02,286 | 6,80,565 | 4,78,951 | 1,44,686 | 67,988   |
| Artificial silk—  |          |         |         |         |         |          |          |          |          |          |
| artificial silk yarn . Lbs.   | 118,010  | 170,200 | 123,800 | 97,405  | 164,070 | 1,08,848 | 1,41,082 | 99,898   | 62,772   | 85,785   |
| Piece-goods of cotton and artificial silk (c) Yards                   | 112,025  | 80,628  | 22,930  | —       | —       | 64,097   | 51,313   | 22,276   | —        | —        |
| Goods of silk mixed with other materials—                             |          |         |         |         |         |          |          |          |          |          |
| Containing 50 per cent or more cotton (b) . . . "                     | —        | —       | —       | 27,571  | 16,012  | —        | —        | —        | 22,485   | 18,666   |
| Other sorts . . . "   | ..       | ..      | ..      | ..      | 3,354   | ..       | ..       | ..       | ..       | 6,164    |
| Other textile (manufactured) . . . Value                              | —        | —       | —       | —       | —       | 2,279    | 2,182    | 13,135   | 3,123    | 2,493    |
| TOBACCO—  |          |         |         |         |         |          |          |          |          |          |
| Unmanufactured . . . lbs.   | 2,417    | 10,219  | 9,158   | 4,765   | 6,978   | 0,404    | 18,235   | 17,071   | 7,084    | 12,741   |
| Manufactured . . . "  | 480      | 150     | 64      | 37      | 612     | 1,823    | 1,047    | 711      | 586      | 1,130    |
| Total Tobacco . . . "   | 2,877    | 10,369  | 9,217   | 4,802   | 7,590   | 8,322    | 14,282   | 17,782   | 7,670    | 13,871   |

(a) Sub-divided from 1934-35.  
(b) Separately recorded from 1934-35.  
(c) Discontinued from 1934-35.

No. 13—continued  
 BELGIUM—continued  
 IMPORTS THEREFROM—concluded

| ARTICLES  | QUANTITY |         |         |         |         | VALUE       |             |             |             |             |
|---|----------|---------|---------|---------|---------|-------------|-------------|-------------|-------------|-------------|
|   | 1931-32  | 1932-33 | 1933-34 | 1934-35 | 1935-36 | 1931-32     | 1932-33     | 1933-34     | 1934-35     | 1935-36     |
| TOILET REQUISITES (NOT SPECIFIED ELSEWHERE) . Value   | —        | —       | —       | —       | —       | B<br>11,065 | B<br>7,619  | B<br>8,940  | B<br>8,785  | B<br>1,486  |
| TOYS AND REQUISITES FOR GAMES AND SPORTS including FISHING TACKLE—  |          |         |         |         |         |             |             |             |             |             |
| Requisites for games and sports (excluding firearms)—   |          |         |         |         |         |             |             |             |             |             |
| Playing cards . . . . .   | —        | —       | —       | —       | —       | 3,40,160    | 4,30,074    | 93,160      | 1,10,313    | 1,00,375    |
| Other sorts . . . . .   | —        | —       | —       | —       | —       | 4,078       | 2,447       | 1,050       | 1,378       | 1,046       |
| Total Toys and Requisites for games and sports, etc. . . . .  | —        | —       | —       | —       | —       | 3,45,123    | 4,32,421    | 94,210      | 1,11,693    | 1,01,421    |
| VEHICLES, excluding LOCOMOTIVES, ETC., FOR RAILWAYS—  |          |         |         |         |         |             |             |             |             |             |
| Carriages and carts not mechanically propelled and parts thereof (excluding railway carriages, trucks, etc.)—   |          |         |         |         |         |             |             |             |             |             |
| Parts of carriages and carts (excluding rubber tyres) . . . . . Value   | —        | —       | —       | —       | —       | 9,757       | 2,085       | 4,308       | 12,615      | 10,367      |
| Other sorts . . . . .   | —        | —       | —       | —       | —       | 2,255       | 412         | 885         | ..          | 41          |
| Total carriages and carts etc. . . . .  | —        | —       | —       | —       | —       | 12,012      | 3,097       | 5,253       | 12,615      | 10,428      |
| Mechanically propelled vehicles (excluding railway locomotives and tractors)—                                   |          |         |         |         |         |             |             |             |             |             |
| Aircraft, parts of . . . . .  | —        | —       | —       | —       | —       | ..          | 13,162      | ..          | ..          | ..          |
| Carriages and parts for Railways . . . . .  | —        | —       | —       | —       | —       | 3,98,055    | 1,67,256    | 1,48,547    | 4,27,151    | 6,75,133    |
| Wagons and parts for Railways . . . . .   | —        | —       | —       | —       | —       | 4,28,269    | 1,06,901    | 71,811      | 1,99,776    | 3,12,904    |
| Motor cars (including taxi cabs) . . . . . No.  | 8        | 15      | 3       | 3       | 16      | 67,837      | 55,886      | 5,511       | 10,368      | 83,001      |
| Parts of mechanically propelled vehicles and accessories, other than of aircraft (excluding rubber tyres) Value | —        | —       | —       | —       | —       | 35,561      | 20,059      | 15,331      | 5,599       | 13,738      |
| Other sorts . . . . .   | —        | —       | —       | —       | —       | 1,160       | 171         | 2,600       | 826         | 1,215       |
| Total Mechanically propelled vehicles . . . . .   | —        | —       | —       | —       | —       | 9,30,882    | 3,72,525    | 2,43,500    | 6,43,714    | 10,36,731   |
| Other kinds . . . . .   | —        | —       | —       | —       | —       | 9,931       | 650         | 1,773       | 435         | 2,126       |
| Total Vehicles (including Locomotives, etc., for railways) . . . . .  | —        | —       | —       | —       | —       | 9,53,826    | 3,76,222    | 2,50,826    | 6,56,764    | 10,49,235   |
| WOOD AND TIMBER—  |          |         |         |         |         |             |             |             |             |             |
| MANUFACTURES OF WOOD, other than FURNITURE AND CABINET WARE . . . . .   | —        | —       | —       | —       | —       | 2,982       | 4,599       | 2,330       | 3,371       | 10,610      |
| POSTAL ARTICLES NOT SPECIFIED . . . . .   | —        | —       | —       | —       | —       | 3,080       | 1,26,266    | 1,49,427    | 87,495      | 1,10,282    |
| ALL OTHER ARTICLES OF MERCHANTISE . . . . .   | —        | —       | —       | —       | —       | 70,016      | 30,829      | 91,529      | 1,06,766    | 96,030      |
| GRAND TOTAL . . . . .   | —        | —       | —       | —       | —       | 3,01,57,097 | 3,41,83,613 | 2,66,12,597 | 2,15,82,657 | 2,43,64,013 |



No. 13—continued  
 BELGIUM—continued  
 EXPORTS THEREOF

INDIAN MERCHANDISE

| ARTICLES   | QUANTITY |         |         |         |         | VALUE     |           |           |           |           |
|--|----------|---------|---------|---------|---------|-----------|-----------|-----------|-----------|-----------|
|  | 1931-32  | 1932-33 | 1933-34 | 1934-35 | 1935-36 | 1931-32   | 1932-33   | 1933-34   | 1934-35   | 1935-36   |
| ANIMALS, LIVING . . . No.  | 22,962   | 29,058  | 42,811  | 34,346  | 94,070  | 15,189    | 16,029    | 13,875    | 17,500    | 26,401    |
| BONES FOR MANUFACTURING PURPOSES . . . Tons                                      | 38,440   | 30,068  | 30,913  | 42,972  | 42,951  | 37,33,711 | 28,18,462 | 19,11,537 | 26,13,456 | 26,05,939 |
| BUILDING AND ENGINEERING MATERIALS OTHER THAN OF IRON, STEEL OR WOOD . . . Value | —        | —       | —       | —       | —       | 82,350    | 36,125    | 13,000    | 13,500    | ..        |
| CHEMICALS AND CHEMICAL PREPARATIONS—   |          |         |         |         |         |           |           |           |           |           |
| Potassium Compounds—Saltpetre . . . Cwts.  | ..       | ..      | ..      | 12,000  | 12,000  | ..        | ..        | ..        | 68,000    | 66,000    |
| Other Sorts of chemicals . Value   | —        | —       | —       | —       | —       | 150       | 2,840     | 70        | 1,339     | 800       |
| TOTAL CHEMICALS AND CHEMICAL PREPARATIONS ..                                     | —        | —       | —       | —       | —       | 150       | 2,840     | 70        | 69,339    | 66,800    |
| COFFEE . . . . Cwts.   | 6,370    | 6,966   | 12,300  | 8,137   | 12,677  | 3,81,847  | 5,50,435  | 6,70,685  | 4,27,019  | 6,11,179  |
| COIR—Manufactures—   |          |         |         |         |         |           |           |           |           |           |
| Coir Yarn (a) . . . "  | —        | —       | 73,038  | 56,122  | 54,155  | —         | —         | 7,41,058  | 5,87,090  | 5,60,061  |
| Mats and Matting (a) . . "   | —        | —       | ..      | 10      | 166     | —         | —         | ..        | 600       | 10,410    |
| Other Sorts (a) . . . "  | —        | —       | 2       | 200     | 1       | —         | —         | ..        | 2,200     | 50        |
| Total Coir manufactured . . "  | 84,080   | 65,780  | 73,040  | 56,332  | 54,312  | 11,23,018 | 6,80,035  | 7,41,958  | 5,88,890  | 5,70,521  |
| DRUGS AND MEDICINES (excluding CHEMICALS AND NARCOTICS)—                         |          |         |         |         |         |           |           |           |           |           |
| Senna . . . . "  | 1,208    | 2,593   | 2,303   | 3,793   | 2,201   | 18,802    | 32,402    | 32,261    | 39,070    | 31,272    |
| Other sorts of drugs and medicines . Value                                       | —        | —       | —       | —       | —       | 2,304     | 162       | 50        | 4,249     | 2,110     |
| Total Drugs and medicines ..   | —        | —       | —       | —       | —       | 21,196    | 32,564    | 32,311    | 43,310    | 33,382    |
| DYEING AND TANNING SUBSTANCES—   |          |         |         |         |         |           |           |           |           |           |
| Myrobatus . . . Cwts.  | 38,378   | 41,238  | 40,483  | 45,418  | 56,003  | 1,82,109  | 1,90,363  | 1,58,612  | 1,48,138  | 1,60,752  |
| Myrobalan Extracts . . "   | 207      | ..      | ..      | 987     | 2,535   | 3,374     | ..        | ..        | 9,866     | 25,357    |
| Other sorts . . . . "  | 373      | 352     | 409     | 800     | 439     | 3,754     | 4,484     | 4,285     | 4,409     | 4,110     |
| Total Dyeing and Tanning substances . . . "                                      | 39,048   | 41,640  | 40,892  | 47,205  | 58,977  | 1,89,237  | 1,94,837  | 1,62,897  | 1,62,411  | 1,99,219  |
| FIBRE FOR BRUSHES AND BROOMS . . . Tons  | 1,240    | 1,193   | 1,132   | 1,109   | 1,390   | 4,37,450  | 4,00,076  | 3,44,002  | 2,72,010  | 3,63,000  |
| FODDER, BRAN AND POLLARDS (excluding OILCAKE)—                                   |          |         |         |         |         |           |           |           |           |           |
| Rice bran . . . Tons   | 4,109    | 400     | 857     | 600     | 2,107   | 1,01,330  | 8,845     | 11,316    | 10,040    | 61,610    |
| Other Sorts . . . "  | ..       | ..      | 100     | ..      | ..      | ..        | ..        | 1,492     | ..        | ..        |
| TOTAL FODDER, BRAN AND POLLARDS (excluding OILCAKE) ..                           | 4,109    | 400     | 957     | 600     | 2,107   | 1,01,330  | 8,845     | 12,808    | 10,040    | 61,610    |
| FRUITS AND VEGETABLES—   |          |         |         |         |         |           |           |           |           |           |
| Fruits and vegetables, dried, salted or preserved . . . "                        | 28       | 50      | 70      | 147     | 194     | 30,700    | 35,640    | 64,880    | 1,06,061  | 1,31,528  |
| Other Sorts . . . Value  | —        | —       | —       | —       | —       | 60        | 44        | 850       | 25        | 85        |
| TOTAL FRUITS AND VEGETABLES . . . "  | —        | —       | —       | —       | —       | 30,859    | 35,684    | 65,730    | 1,06,086  | 1,31,613  |
| GRAIN, PULSE AND FLOUR—  |          |         |         |         |         |           |           |           |           |           |
| Barley . . . . Tons  | 3,000    | ..      | ..      | ..      | ..      | 1,36,886  | ..        | ..        | ..        | ..        |
| Jowar and Bajra . . . "  | 1,904    | ..      | 15      | ..      | ..      | 1,32,237  | ..        | 1,500     | ..        | ..        |
| Pulses—  |          |         |         |         |         |           |           |           |           |           |
| Gram . . . . "   | ..       | ..      | ..      | 396     | ..      | 72        | 12        | ..        | 27,730    | ..        |
| Lentils . . . . "  | 7        | 10      | 121     | 133     | 110     | 800       | 1,280     | 13,585    | 16,030    | 12,023    |
| Other sorts . . . . "  | ..       | ..      | ..      | ..      | 11      | 129       | 55        | ..        | 167       | 1,173     |
| Total Pulse . . . . "  | 7        | 10      | 121     | 529     | 121     | 1,001     | 1,297     | 13,585    | 43,907    | 13,201    |
| Rice in the husk (paddy) . . "   | 3,354    | 1,226   | 5       | ..      | ..      | 1,42,753  | 50,715    | 129       | ..        | ..        |

(a) Separately recorded from 1933-34.

No. 13—continued  
BELGIUM—continued  
EXPORTS THERE TO—continued

INDIAN MERCHANDISE—continued

| ARTICLES   | QUANTITY |          |          |          |          | VALUE     |           |           |           |          |
|--|----------|----------|----------|----------|----------|-----------|-----------|-----------|-----------|----------|
|  | 1931-32  | 1932-33  | 1933-34  | 1934-35  | 1935-36  | 1931-32   | 1932-33   | 1933-34   | 1934-35   | 1935-36  |
| <b>GRAIN, PULSE AND FLOUR—continued</b>  |          |          |          |          |          | R         | R         | R         | R         | R        |
| Rice, not in the husk—   |          |          |          |          |          |           |           |           |           |          |
| Cleaned rice . . . Tons  | 22,078   | 7,322    | 10,592   | 6,560    | 5,600    | 14,55,212 | 5,51,042  | 5,78,599  | 3,52,238  | 3,27,523 |
| Broken cleaned rice . . . "  | 23,176   | 19,925   | 30,350   | 12,096   | 1,092    | 11,33,258 | 9,67,012  | 0,02,611  | 4,38,255  | 1,13,200 |
| Othersorts . . . "   | 2,680    | 920      | ..       | ..       | ..       | 1,30,278  | 64,611    | ..        | ..        | ..       |
| Total rice, not in the husk . . . "  | 48,934   | 28,067   | 40,942   | 18,656   | 7,592    | 28,27,603 | 15,79,565 | 15,41,210 | 7,85,498  | 5,00,732 |
| Other sorts . . . "  | 32       | 76       | 52       | 60       | 71       | 8,708     | 18,872    | 8,044     | 6,462     | 8,087    |
| Total Grain, Pulse and Flour . . . "   | 57,140   | 29,970   | 41,186   | 20,245   | 7,784    | 32,94,228 | 16,58,149 | 15,64,522 | 8,36,862  | 5,22,020 |
| <b>GUMS AND RESINS . . . Cwts.</b>   | 1,755    | 1,628    | 2,488    | 663      | 1,190    | 26,602    | 20,525    | 46,802    | 17,770    | 23,241   |
| <b>HIDES AND SKINS, RAW—</b>   |          |          |          |          |          |           |           |           |           |          |
| Hides, raw—  |          |          |          |          |          |           |           |           |           |          |
| Buffalo hides . . . Tons   | 18       | 10       | 20       | 41       | 6        | 10,417    | 9,147     | 11,475    | 19,622    | 2,006    |
| —No.   | =3,770   | =4,150   | =8,040   | =4,290   | =460     |           |           |           |           |          |
| Cow . . . Tons   | 10       | 1        | 7        | 177      | 240      | 10,214    | 248       | 4,973     | 1,05,059  | 1,35,718 |
| —No.   | =3,300   | =100     | =2,400   | =40,150  | =79,476  |           |           |           |           |          |
| Calf skins . . . Tons  | 8        | ..       | ..       | ..       | 4        | 2,812     | ..        | 125       | 125       | 2,090    |
| —No.   | =1,000   | ..       | =100     | =100     | =2,000   |           |           |           |           |          |
| Total Hides, raw { Tons  | 31       | 11       | 27       | 218      | 250      | 23,473    | 9,390     | 16,578    | 1,24,806  | 1,40,720 |
| —No.   | =8,070   | =4,250   | =10,540  | =44,540  | =81,936  |           |           |           |           |          |
| Skins, raw—  |          |          |          |          |          |           |           |           |           |          |
| Goat skins . . . Tons  | 247      | 249      | 149      | 112      | 270      | 7,48,353  | 5,72,753  | 4,45,099  | 2,23,474  | 6,28,608 |
| —No.   | =542,252 | =528,810 | =345,461 | =212,450 | =600,680 |           |           |           |           |          |
| Sheep skins . . . Tons   | ..       | ..       | 7        | ..       | ..       | ..        | ..        | 12,000    | ..        | ..       |
| —No.   | ..       | ..       | =12,000  | ..       | ..       |           |           |           |           |          |
| Other skins . . . Tons   | 4        | 8        | 3        | ..       | ..       | 10,000    | 14,318    | 9,100     | 625       | 15       |
| —No.   | =18,056  | =8,752   | =6,000   | =2,005   | =2       |           |           |           |           |          |
| Total Hides and Skins, raw (excluding cuttings of hides and skins, raw) { Tons | 282      | 268      | 186      | 330      | 520      | 7,91,725  | 5,16,463  | 4,82,772  | 3,48,803  | 8,20,433 |
| —No.   | =568,378 | =541,612 | =374,001 | =258,995 | =682,618 |           |           |           |           |          |
| Cuttings of Hides and Skins, raw . . . Tons                                    | ..       | ..       | 26       | 17       | 319      | ..        | ..        | 2,075     | 1,750     | 15,948   |
| <b>HORNS, TIPS AND PIECES OF HORN . . . Cwts.</b>                              | 1,728    | 5,487    | 6,219    | 3,090    | 401      | 25,138    | 62,450    | 69,086    | 26,314    | 4,610    |
| <b>KAPOK . . . "</b>   | 514      | 655      | 102      | ..       | 765      | 20,980    | 23,316    | 2,000     | ..        | 10,287   |
| <b>LAGO—</b>   |          |          |          |          |          |           |           |           |           |          |
| Bottom . . . "   | 462      | 805      | 120      | 44       | 421      | 22,610    | 13,107    | 3,715     | 8,057     | 10,274   |
| Seed . . . "   | 11,171   | 2,451    | 12,562   | 2,528    | 314      | 4,34,001  | 80,042    | 4,55,104  | 1,22,339  | 10,770   |
| Shell . . . "  | 4,705    | 3,707    | 3,025    | 15,626   | 4,129    | 2,05,824  | 1,09,404  | 1,04,287  | 10,50,011 | 1,48,752 |
| Stick . . . "  | 8,346    | 803      | 4,302    | 1,101    | 14       | 1,89,550  | 7,368     | 69,848    | 45,000    | 399      |
| Other kinds . . . "  | 19,544   | 688      | 18,284   | 9,764    | 58       | 1,79,809  | 9,215     | 1,33,521  | 1,10,223  | 399      |
| Total Laco . . . "   | 38,318   | 7,839    | 33,243   | 29,061   | 4,936    | 10,31,785 | 2,18,316  | 7,98,475  | 13,30,680 | 1,76,608 |
| <b>LEATHER—</b>  |          |          |          |          |          |           |           |           |           |          |
| Skins, tanned or dressed . . . Tons  | 4        | 1        | ..       | ..       | ..       | 19,384    | 5,969     | 2,400     | 400       | ..       |
| —No.   | =8,800   | ..       | =1,200   | =3       | ..       |           |           |           |           |          |
| <b>MANURES—</b>  |          |          |          |          |          |           |           |           |           |          |
| Bones for manurial purposes . . . Tons   | 2,200    | 930      | 2,297    | 4,260    | 8,041    | 2,52,356  | 1,574     | 1,76,702  | 2,25,693  | 5,68,320 |
| Bonemeal . . . "   | 620      | 15       | 619      | 95       | 1,065    | 42,120    | 900       | 42,161    | 5,750     | 65,339   |
| Fish manures . . . "   | 202      | 138      | 54       | 146      | 546      | 32,980    | 7,429     | 4,460     | 16,484    | 57,674   |
| Other kinds . . . "  | 100      | 364      | ..       | 100      | ..       | 2,100     | 5,43      | ..        | 5,000     | ..       |
| Total Manures . . . "  | 3,121    | 1,447    | 3,000    | 4,601    | 9,652    | 3,29,535  | 13,724    | 2,28,323  | 3,12,927  | 7,11,333 |

No. 13—continued  
 BELGIUM—continued  
 EXPORTS THERETO—continued

INDIAN MERCHANDISE—continued

| ARTICLES  | QUANTITY         |                |                  |                  |                  | VALUE            |                  |                  |                  |                  |
|---|------------------|----------------|------------------|------------------|------------------|------------------|------------------|------------------|------------------|------------------|
|   | 1931-32          | 1932-33        | 1933-34          | 1934-35          | 1935-36          | 1931-32          | 1932-33          | 1933-34          | 1934-35          | 1935-36          |
|   |                  |                |                  |                  |                  | R                | R                | R                | R                | R                |
| <b>METALS AND ORES—</b>                                       |                  |                |                  |                  |                  |                  |                  |                  |                  |                  |
| Brass, Bronze and similar alloys and manufactures thereof—    |                  |                |                  |                  |                  |                  |                  |                  |                  |                  |
| Wrought . . . Cwts.   | 3                | 1              | ..               | ..               | 1,216            | 200              | 130              | 00               | ..               | 20,347           |
| Chromite (chrome iron ore) . . . Tons                         | 200              | 761            | 1,934            | 1,742            | 1,106            | 6,500            | 29,840           | 61,731           | 50,453           | 37,503           |
| <b>Copper—</b>  |                  |                |                  |                  |                  |                  |                  |                  |                  |                  |
| Wrought (Sheets and other manufactures) . Cwts.               | 6                | ..             | ..               | ..               | 498              | 130              | ..               | 30               | ..               | 10,520           |
| Others . . . "  | ..               | ..             | 838              | 1,470            | 1,841            | ..               | ..               | 5,508            | 17,381           | 31,800           |
| <b>Total Copper</b> . . . "                                   | <b>6</b>         | <b>..</b>      | <b>838</b>       | <b>1,470</b>     | <b>2,320</b>     | <b>130</b>       | <b>..</b>        | <b>5,544</b>     | <b>17,381</b>    | <b>51,410</b>    |
| <b>Iron—</b>  |                  |                |                  |                  |                  |                  |                  |                  |                  |                  |
| Pig . . . Tons  | 3,302            | 1,786          | 477              | 1,963            | 1,468            | 1,16,535         | 57,518           | 11,430           | 47,084           | 36,063           |
| <b>Lead—</b>  |                  |                |                  |                  |                  |                  |                  |                  |                  |                  |
| Pig . . . Cwts.   | 32,003           | ..             | ..               | ..               | 16,060           | 4,55,037         | ..               | ..               | ..               | 2,06,787         |
| Other Sorts . . . "   | 1,625            | ..             | 2,531            | 2,503            | 1,810            | 13,374           | ..               | 0,003            | 12,628           | 9,860            |
| <b>Total Lead</b> . . . "                                     | <b>33,628</b>    | <b>..</b>      | <b>2,531</b>     | <b>2,503</b>     | <b>16,870</b>    | <b>4,68,411</b>  | <b>..</b>        | <b>0,003</b>     | <b>12,628</b>    | <b>2,16,647</b>  |
| <b>Tin unwrought (blocks, ingots, bars and slabs)</b> . . . " | <b>8,353</b>     | <b>5,460</b>   | <b>..</b>        | <b>..</b>        | <b>..</b>        | <b>12,248</b>    | <b>6,820</b>     | <b>..</b>        | <b>..</b>        | <b>..</b>        |
| <b>Ferrous manganese ore</b> . . . Tons                       | <b>1,200</b>     | <b>..</b>      | <b>..</b>        | <b>2,070</b>     | <b>..</b>        | <b>7,200</b>     | <b>..</b>        | <b>..</b>        | <b>80,000</b>    | <b>..</b>        |
| <b>Manganese ore</b> . . . "                                  | <b>35,400</b>    | <b>32,452</b>  | <b>18,354</b>    | <b>37,488</b>    | <b>72,210</b>    | <b>10,65,100</b> | <b>9,49,046</b>  | <b>3,12,006</b>  | <b>6,50,460</b>  | <b>12,65,481</b> |
| <b>Wolfram ore</b> . . . "                                    | <b>352</b>       | <b>25</b>      | <b>202</b>       | <b>286</b>       | <b>542</b>       | <b>2,24,578</b>  | <b>11,385</b>    | <b>1,52,053</b>  | <b>4,26,530</b>  | <b>7,65,140</b>  |
| <b>Zinc or spelter</b> . . . Cwts.                            | <b>1,126,300</b> | <b>936,000</b> | <b>1,320,070</b> | <b>1,378,000</b> | <b>1,398,000</b> | <b>28,16,250</b> | <b>23,37,500</b> | <b>20,63,750</b> | <b>24,21,400</b> | <b>23,28,924</b> |
| <b>Metals, unenumerated</b> . . . "                           | <b>2,759</b>     | <b>2,016</b>   | <b>720</b>       | <b>500</b>       | <b>455</b>       | <b>5,086</b>     | <b>23,718</b>    | <b>25,350</b>    | <b>20,000</b>    | <b>17,260</b>    |
| <b>Ores, unenumerated</b> . . . Tons                          | <b>759</b>       | <b>104</b>     | <b>1,065</b>     | <b>1,329</b>     | <b>1,700</b>     | <b>13,271</b>    | <b>3,130</b>     | <b>66,200</b>    | <b>37,040</b>    | <b>45,067</b>    |
| <b>Total Metals and Ores</b> . . . "                          | <b>99,765</b>    | <b>62,253</b>  | <b>84,786</b>    | <b>118,682</b>   | <b>148,159</b>   | <b>47,34,349</b> | <b>34,10,698</b> | <b>36,13,147</b> | <b>37,62,976</b> | <b>52,93,742</b> |
| <b>Mica—</b>  |                  |                |                  |                  |                  |                  |                  |                  |                  |                  |
| In blocks . . . Cwts  | 7                | 57             | 90               | 91               | 130              | 2,095            | 27,274           | 24,913           | 27,147           | 14,890           |
| “ Splittings . . . "  | 1,031            | 480            | 791              | 1,523            | 1,791            | 80,401           | 23,332           | 37,349           | 54,565           | 70,410           |
| <b>Total Mica</b> . . . "                                     | <b>1,038</b>     | <b>537</b>     | <b>881</b>       | <b>1,614</b>     | <b>1,921</b>     | <b>82,496</b>    | <b>50,606</b>    | <b>62,262</b>    | <b>81,712</b>    | <b>85,309</b>    |
| <b>Oils—</b>  |                  |                |                  |                  |                  |                  |                  |                  |                  |                  |
| <b>Essential—</b>   |                  |                |                  |                  |                  |                  |                  |                  |                  |                  |
| Lemongrass oil . . . Gals.                                    | 36               | 680            | 62               | 252              | 3,220            | 360              | 5,800            | 612              | 3,915            | 33,585           |
| <b>Vegetable, non-essential—</b>                              |                  |                |                  |                  |                  |                  |                  |                  |                  |                  |
| Caster . . . "  | 23,076           | 15,639         | 22,572           | 38,148           | 25,080           | 38,752           | 24,132           | 37,050           | 60,530           | 36,900           |
| Other kinds . . . "   | 20,208           | 43,878         | 3,931            | 3,588            | 2,429            | 29,060           | 62,930           | 4,630            | 3,561            | 16,520           |
| <b>Total Oils</b> . . . "                                     | <b>43,320</b>    | <b>60,997</b>  | <b>26,565</b>    | <b>41,983</b>    | <b>30,738</b>    | <b>68,172</b>    | <b>82,912</b>    | <b>42,292</b>    | <b>68,006</b>    | <b>87,005</b>    |
| <b>OILCAKES—</b>  |                  |                |                  |                  |                  |                  |                  |                  |                  |                  |
| Coconut cake . . . Tons                                       | 2,255            | 2,120          | 2,051            | 3,325            | 3,825            | 1,51,478         | 1,40,375         | 1,00,477         | 2,16,091         | 2,54,323         |
| Groundnut cake . . . "  | 12,117           | 12,261         | 10,003           | 21,401           | 16,132           | 8,68,211         | 8,90,102         | 8,05,408         | 13,76,898        | 10,63,860        |
| Linseed cake . . . "  | 2,739            | 11,437         | 4,105            | 3,610            | 826              | 2,03,315         | 7,88,679         | 2,85,038         | 2,07,132         | 54,158           |
| Other sorts . . . "   | 58               | ..             | 34               | ..               | 47               | 3,297            | ..               | 4,206            | ..               | 1,998            |
| <b>Total Oilcakes</b> . . . "                                 | <b>17,169</b>    | <b>25,818</b>  | <b>17,993</b>    | <b>28,336</b>    | <b>20,830</b>    | <b>12,26,301</b> | <b>18,28,156</b> | <b>12,85,189</b> | <b>18,61,021</b> | <b>13,74,339</b> |
| <b>PARAFFIN WAX</b> . . . "                                   | <b>2,517</b>     | <b>4,214</b>   | <b>4,320</b>     | <b>3,285</b>     | <b>3,232</b>     | <b>10,91,800</b> | <b>18,04,260</b> | <b>18,58,273</b> | <b>18,64,834</b> | <b>13,67,141</b> |
| <b>PROVISIONS AND OILMAN'S STORES—</b>                        |                  |                |                  |                  |                  |                  |                  |                  |                  |                  |
| Butter . . . Cwts.  | ..               | ..             | 77               | 119              | 408              | ..               | ..               | 7,201            | 11,463           | 38,091           |
| Other sorts . . . Value                                       | —                | —              | —                | —                | —                | 1,120            | 8,900            | 806              | 1,025            | 1,571            |
| <b>Total Provisions and Oilman's Stores</b> . . . Value       | <b>—</b>         | <b>—</b>       | <b>—</b>         | <b>—</b>         | <b>—</b>         | <b>1,120</b>     | <b>8,900</b>     | <b>8,007</b>     | <b>12,488</b>    | <b>39,662</b>    |
| <b>Rubber Raw</b> . . . lbs                                   | <b>..</b>        | <b>..</b>      | <b>78,920</b>    | <b>56,005</b>    | <b>..</b>        | <b>..</b>        | <b>..</b>        | <b>7,302</b>     | <b>19,601</b>    | <b>..</b>        |

No. 13—continued  
BELGIUM—continued  
EXPORTS THERE TO—continued

INDIAN MERCHANDISE—concluded

| ARTICLES   | QUANTITY  |           |           |           |           | VALUE       |             |             |             |             |
|--|-----------|-----------|-----------|-----------|-----------|-------------|-------------|-------------|-------------|-------------|
|  | 1931-32   | 1932-33   | 1933-34   | 1934-35   | 1935-36   | 1931-32     | 1932-33     | 1933-34     | 1934-35     | 1935-36     |
|  |           |           |           |           |           | B           | B           | B           | B           | B           |
| <b>SEEDS—</b>  |           |           |           |           |           |             |             |             |             |             |
| Oil-seeds, non-essential—                                      |           |           |           |           |           |             |             |             |             |             |
| Castor . . . . . Tons  | 4,069     | 4,010     | 300       | ..        | 733       | 6,14,318    | 5,33,650    | 37,346      | ..          | 1,02,334    |
| Groundnuts . . . . . "   | 4,457     | 3,927     | 13,491    | 13,951    | 9,196     | 6,30,479    | 13,94,239   | 14,10,453   | 15,11,273   | 14,36,393   |
| Linseed . . . . . "  | 760       | 345       | 10,204    | 824       | 3,556     | 90,594      | 39,745      | 12,66,716   | 1,03,722    | 4,60,333    |
| Mowra or Mowra . . . . . "                                     | ..        | 143       | ..        | ..        | ..        | ..          | 10,874      | ..          | ..          | ..          |
| Mustard . . . . . "  | 321       | 301       | 324       | 274       | 290       | 97,107      | 1,16,306    | 44,323      | 46,940      | 54,081      |
| Niger . . . . . "  | 154       | 173       | 254       | 197       | 313       | 21,743      | 25,380      | 20,222      | 19,421      | 33,034      |
| Rape . . . . . "   | 1,250     | 2,322     | 4,313     | 2,604     | 950       | 1,65,220    | 3,24,795    | 4,01,623    | 2,00,235    | 1,23,000    |
| Sesamum (til or linjil) . . . . . "                            | 400       | ..        | ..        | 3         | 1         | 64,334      | 70          | ..          | 673         | 195         |
| Others . . . . . "   | 393       | 310       | 557       | 352       | 310       | 36,392      | 32,499      | 61,441      | 23,030      | 70,017      |
| Total oil-seeds non-essential . . . . . "                      | 12,000    | 16,943    | 29,478    | 18,205    | 15,349    | 17,79,337   | 25,30,143   | 33,47,332   | 20,00,946   | 23,20,237   |
| Other sorts . . . . . "  | 10        | 37        | 16        | 19        | 35        | 2,500       | 9,362       | 4,957       | 5,314       | 3,330       |
| Total Seeds . . . . . "  | 12,010    | 16,985    | 29,494    | 18,224    | 15,384    | 17,82,337   | 25,49,010   | 33,52,339   | 20,00,260   | 23,23,567   |
| STATIONERY . . . . . Value                                     | ..        | ..        | ..        | ..        | ..        | 50          | ..          | 100         | 20,250      | 400         |
| <b>TXTILES—</b>  |           |           |           |           |           |             |             |             |             |             |
| Cotton—  |           |           |           |           |           |             |             |             |             |             |
| Raw . . . . . Tons   | 21,543    | 22,320    | 25,750    | 27,347    | 40,135    | 1,18,53,642 | 1,23,86,145 | 1,43,04,725 | 1,43,70,375 | 2,20,40,751 |
| Waste . . . . . Cwts.  | 33,401    | 29,603    | 23,604    | 43,031    | 57,929    | 3,53,104    | 3,23,423    | 3,30,110    | 6,33,394    | 7,50,375    |
| Hemp (chiefly spun)—   |           |           |           |           |           |             |             |             |             |             |
| Raw . . . . . "  | 110,616   | 41,000    | 110,646   | 113,415   | 200,131   | 14,33,740   | 5,08,074    | 11,21,366   | 10,30,375   | 17,75,041   |
| Jute—  |           |           |           |           |           |             |             |             |             |             |
| Raw . . . . . Tons   | 45,369    | 40,373    | 55,935    | 59,797    | 55,795    | 34,13,007   | 70,71,720   | 33,11,357   | 34,75,392   | 30,00,760   |
| Manufactures—  |           |           |           |           |           |             |             |             |             |             |
| Sacking Gunny bags . No.                                       | 6,041,200 | 6,709,700 | 9,113,400 | 8,371,300 | 9,239,400 | 14,50,303   | 14,50,593   | 10,77,501   | 16,12,396   | 17,25,142   |
| Hessian Gunny bags . . . . . "                                 | 30,000    | ..        | 5,000     | ..        | 700       | 11,050      | ..          | 1,162       | ..          | 126         |
| Total Gunny bags . . . . . "                                   | 6,221,200 | 6,709,700 | 9,123,400 | 8,371,300 | 9,240,100 | 14,61,743   | 14,50,593   | 10,78,663   | 16,12,396   | 17,25,268   |
| Other Sorts . . . . . Value                                    | ..        | ..        | ..        | ..        | ..        | ..          | ..          | 3,279       | ..          | 1,000       |
| Total Jute Manufactures (including Twist and yarn) . . . . . " | ..        | ..        | ..        | ..        | ..        | 14,61,743   | 14,50,593   | 10,81,942   | 16,12,396   | 17,26,268   |
| Wool, raw . . . . . Lbs.                                       | 496,327   | 1,006,332 | 2,724,610 | 1,340,750 | 1,373,931 | 2,32,333    | 4,70,306    | 11,30,447   | 5,73,333    | 10,63,333   |
| <b>TOBACCO, UNMANUFACTURED . . . . . "</b>                     | 113,313   | 24,133    | 367,333   | 33,333    | 7,750     | 23,123      | 5,733       | 33,333      | 10,333      | 1,703       |
| <b>WOOD AND TIMBER—</b>  |           |           |           |           |           |             |             |             |             |             |
| Teak wood . . . . . Cubic Tons                                 | 252       | 317       | 303       | 209       | 310       | 39,923      | 1,30,307    | 1,00,913    | 30,333      | 1,33,333    |
| <b>ALL OTHER ARTICLES OF MERCHANDISE . . . . . Value</b>       | ..        | ..        | ..        | ..        | ..        | 43,134      | 72,341      | 33,303      | 1,11,430    | 1,04,403    |
| <b>GRAND TOTAL . . . . .</b>                                   | ..        | ..        | ..        | ..        | ..        | 4,46,52,032 | 4,01,50,333 | 4,43,21,069 | 4,33,60,652 | 5,51,95,333 |

FOREIGN MERCHANDISE

| ARTICLES   | QUANTITY |         |         |         |         | VALUE   |         |         |         |         |
|--|----------|---------|---------|---------|---------|---------|---------|---------|---------|---------|
|  | 1931-32  | 1932-33 | 1933-34 | 1934-35 | 1935-36 | 1931-32 | 1932-33 | 1933-34 | 1934-35 | 1935-36 |
|  |          |         |         |         |         | B       | B       | B       | B       | B       |
| <b>DRUGS AND MEDICINES . . . . . Value</b>                                 | ..       | ..      | ..      | ..      | ..      | 2,300   | ..      | 13,379  | 4,935   | 5,300   |
| <b>DYEING AND TANNING SUBSTANCES—</b>                                      |          |         |         |         |         |         |         |         |         |         |
| Aniline . . . . . Lbs.   | 9,442    | ..      | ..      | 720     | ..      | 12,072  | ..      | ..      | 1,999   | ..      |
| <b>GUMS AND RESINS . . . . . Cwts.</b>                                     | 4,034    | 2,347   | 5,511   | 7,519   | 4,923   | 65,302  | 32,401  | 59,130  | 31,733  | 46,000  |
| <b>HARDWARE (excluding CUTLERY AND ELECTROPLATED WARE) . . . . . Value</b> | ..       | ..      | ..      | ..      | ..      | 79,753  | 42,751  | 13,415  | 10,601  | 22,293  |
| <b>INSTRUMENTS—Electrical . . . . . "</b>                                  | ..       | ..      | ..      | ..      | ..      | 1,930   | 217     | 23,947  | 25      | 12      |
| <b>LEATHER MANUFACTURES . . . . . "</b>                                    | ..       | ..      | ..      | ..      | ..      | 10,643  | ..      | ..      | 600     | 500     |
| <b>MACHINERY AND MILLWORK . . . . . "</b>                                  | ..       | ..      | ..      | ..      | ..      | 9,112   | 22,350  | 11,971  | 2,355   | 423     |

BELGIUM  
LUXEMBURG

( 316 )

No. 13—continued  
BELGIUM—concluded  
EXPORTS THERETO—concluded

FOREIGN MERCHANDISE—continued

| ARTICLES   | QUANTITY |         |         |         |         | VALUE       |             |             |             |             |
|--|----------|---------|---------|---------|---------|-------------|-------------|-------------|-------------|-------------|
|  | 1931-32  | 1932-33 | 1933-34 | 1934-35 | 1935-36 | 1931-32     | 1932-33     | 1933-34     | 1934-35     | 1935-36     |
| METALS AND ORES—   |          |         |         |         |         | R           | R           | R           | R           | R           |
| Brass, bronze and similar alloys, etc. . . . . Cwts.           | ..       | ..      | ..      | ..      | 1,408   | ..          | ..          | ..          | ..          | 31,083      |
| Other sorts of metals and ores . . . . . Tons                  | 2,603    | 7       | 27      | 28      | 17      | 40,417      | 1,460       | 8,800       | 11,241      | 2,520       |
| TOTAL METALS AND ORES . . . . .                                | 2,603    | 7       | 27      | 28      | 92      | 40,417      | 1,460       | 8,800       | 11,241      | 34,203      |
| PRECIOUS STONES AND PEARLS UNSORT . . . . . Value              | —        | —       | —       | —       | —       | 60,407      | ..          | ..          | ..          | ..          |
| RUBBER MANUFACTURES . . . . .                                  | —        | —       | —       | —       | —       | 4,390       | 46,022      | 10          | 10          | 80          |
| TEXTILES—  |          |         |         |         |         |             |             |             |             |             |
| Wool, raw. . . . . Lbs.  | ..       | ..      | 258,803 | 113,360 | 6,720   | ..          | ..          | 67,743      | 31,089      | 2,000       |
| Wool, manufactures . . . . . Value                             | —        | —       | —       | —       | —       | 2,440       | 2,700       | 8,660       | 1,333       | 19,050      |
| TORACCO MANUFACTURED . . . . . Lbs.                            | ..       | ..      | ..      | ..      | 4,541   | ..          | ..          | ..          | ..          | 23,201      |
| VEHICLES (excluding LOCOMOTIVES, ETC.,) FOR RAILWAYS . . . . . | —        | —       | —       | —       | —       | 38,730      | 28,820      | 4,800       | 341         | 700         |
| ALL OTHER ARTICLES OF MERCHANDISE . . . . .                    | —        | —       | —       | —       | —       | 48,201      | 18,004      | 16,211      | 38,266      | 14,657      |
| GRAND TOTAL . . . . .  | —        | —       | —       | —       | —       | 3,84,712    | 1,96,815    | 2,38,085    | 1,84,673    | 1,09,985    |
| GRAND TOTAL OF INDIAN AND FOREIGN MERCHANDISE . . . . .        | —        | —       | —       | —       | —       | 4,49,36,771 | 4,03,47,203 | 4,50,60,045 | 4,40,54,325 | 5,53,61,801 |

LUXEMBURG  
IMPORTS THEREFROM

| ARTICLES  | QUANTITY |         |         |         |                | VALUE     |           |           |           |                    |
|---|----------|---------|---------|---------|----------------|-----------|-----------|-----------|-----------|--------------------|
|   | 1931-32  | 1932-33 | 1933-34 | 1934-35 | 1935-36        | 1931-32   | 1932-33   | 1933-34   | 1934-35   | 1935-36            |
| METALS AND ORES—  |          |         |         |         |                | R         | R         | R         | R         | R                  |
| Steel—  |          |         |         |         |                |           |           |           |           |                    |
| Angle and tee . . . . . Tons                                | 1,037    | 375     | 509     | 700     | 1,164          | 1,41,576  | 28,357    | 42,200    | 61,215    | 96,824             |
| Bars* Under 1/2" square or round (a) . . . . .              | 20,842   | 17,057  | 12,811  | 10,972  | —              | 15,92,438 | 10,70,409 | 10,13,462 | 9,37,571  | —                  |
| All others (a) . . . . .                                    | —        | —       | —       | —       | 1,135<br>6,175 | —         | —         | —         | —         | 88,700<br>4,80,095 |
| Other sorts . . . . .                                       | ..       | ..      | ..      | 12      | 24             | ..        | ..        | ..        | 1,308     | 2,422              |
| Total Steel . . . . .                                       | 22,479   | 17,432  | 13,320  | 11,684  | 8,498          | 17,34,009 | 10,98,766 | 10,55,662 | 10,00,094 | 6,68,110           |
| Iron or Steel—  |          |         |         |         |                |           |           |           |           |                    |
| Beams, channels, pillars, girders and bridge-work . . . . . | 405      | 210     | 737     | 848     | 124            | 32,527    | 16,510    | 67,823    | 28,635    | 11,157             |
| Hoops and strips . . . . .                                  | 1,087    | 1,022   | 1,932   | 1,948   | 1,301          | 2,02,073  | 1,92,309  | 2,47,368  | 2,39,588  | 1,74,193           |
| Sheets and plates—  |          |         |         |         |                |           |           |           |           |                    |
| Not galvanized or tinned—                                   |          |         |         |         |                |           |           |           |           |                    |
| Sheets up to 1/4" thick . . . . .                           | 65       | 18      | 80      | 231     | 120            | 5,700     | 1,772     | 8,322     | 21,875    | 12,207             |
| Plates over 1/4" thick . . . . .                            | 82       | 25      | ..      | 20      | 123            | 6,912     | 2,020     | ..        | 2,767     | 13,314             |
| Other manufactures of iron or steel . . . . .               | ..       | 478     | 19      | 102     | 284            | ..        | 40,768    | 1,912     | 16,221    | 20,005             |
| Total Iron or Steel . . . . .                               | 2,599    | 2,658   | 2,788   | 2,039   | 2,042          | 2,48,821  | 2,58,478  | 3,25,425  | 3,09,086  | 2,39,870           |
| Other metals . . . . .                                      | 10       | 2       | 406     | 1,261   | ..             | 845       | 181       | 45,695    | 1,06,368  | ..                 |
| Total Metals (excluding ores) . . . . .                     | 25,088   | 20,087  | 16,604  | 15,684  | 10,540         | 19,83,675 | 13,52,375 | 14,26,782 | 14,15,548 | 9,07,986           |
| ALL OTHER ARTICLES OF MERCHANDISE . . . . . Value           | —        | —       | —       | —       | —              | 19,811    | 8,014     | ..        | 916       | 6,925              |
| GRAND TOTAL . . . . .                                       | —        | —       | —       | —       | —              | 20,08,486 | 13,55,399 | 14,26,782 | 14,16,464 | 9,14,911           |

EXPORTS THERETO  
INDIAN MERCHANDISE  
Nil

FOREIGN MERCHANDISE  
Nil

\* Split up from 1935-36.  
(a) Separately recorded from 1936-36/

No. 13—continued  
FRANCE

## IMPORTS THEREFROM

| ARTICLES   | QUANTITY |          |         |         |         | VALUE    |          |          |          |          |
|--|----------|----------|---------|---------|---------|----------|----------|----------|----------|----------|
|  | 1931-32  | 1932-33  | 1933-34 | 1934-35 | 1935-36 | 1931-32  | 1932-33  | 1933-34  | 1934-35  | 1935-36  |
| <b>ANIMALS, LIVING—</b>  |          |          |         |         |         |          |          |          |          |          |
| Horses . . . . . No.   | 19       | 1        | ..      | 34      | ..      | 10,500   | 400      | ..       | 26,720   | ..       |
| Other kinds . . . . . "  | 10       | ..       | 5       | 17      | 252     | 1,680    | ..       | 450      | 210      | 22,110   |
| <b>APPAREL (excluding HOSIERY AND BOOTS AND SHOES)—</b>  |          |          |         |         |         |          |          |          |          |          |
| Apparel (including drapery, uniforms, and accoutrements) . . . . . Value                                     | —        | —        | —       | —       | —       | 67,749   | 23,694   | 20,038   | 39,551   | 23,100   |
| Gold and silver thread . . . . . "   | —        | —        | —       | —       | —       | 4,01,706 | 6,71,554 | 3,70,307 | 1,79,961 | 1,71,140 |
| Hats, caps, bonnets, etc. . . . . "  | —        | —        | —       | —       | —       | 2,081    | 17,802   | 6,189    | 24,922   | 10,034   |
| Lametta . . . . . Lbs.   | 218,710  | 166,411  | 101,203 | 51,826  | 82,293  | 2,69,723 | 2,39,940 | 1,20,800 | 65,330   | 90,637   |
| Others . . . . . Value   | —        | —        | —       | —       | —       | 303      | 859      | 862      | 86       | 587      |
| Total Apparel, etc. . . . . "  | —        | —        | —       | —       | —       | 7,41,567 | 9,53,553 | 5,33,196 | 3,09,850 | 3,06,504 |
| <b>ARMS, AMMUNITION AND MILITARY STORES—</b>   |          |          |         |         |         |          |          |          |          |          |
| <b>Explosives—</b>   |          |          |         |         |         |          |          |          |          |          |
| Blasting fuse { . . . . . Lbs.   | 49,453   | 28,054   | 3,360   | 8,009   | 14,000  | 32,909   | 16,314   | 4,202    | 7,591    | 17,869   |
| { . . . . . No. of coils   | =224,100 | =103,870 | 2,227   | =15,936 | =52,500 |          |          |          |          |          |
| Firearms and parts thereof—  |          |          |         |         |         |          |          |          |          |          |
| Firearms . . . . . No.   | 232      | 88       | 34      | 24      | 17      | 22,353   | 9,604    | 2,672    | 4,533    | 2,443    |
| Other sorts . . . . . Value  | —        | —        | —       | —       | —       | 5,793    | 5,459    | 2,676    | 554      | 1,959    |
| Total Arms, etc. . . . . "   | —        | —        | —       | —       | —       | 61,056   | 31,377   | 9,550    | 12,678   | 12,271   |
| <b>ART, WORKS OF (other than PICTURES)</b> . . . . . "   | —        | —        | —       | —       | —       | 56,396   | 57,014   | 7,876    | 11,496   | 40,623   |
| <b>ASBESTOS MANUFACTURES</b> . . . . . "   | —        | —        | —       | —       | —       | 5,374    | 10,537   | 164      | 2,720    | ..       |
| <b>BELTING FOR MACHINERY— OF LEATHER.</b> . . . . . "  | —        | —        | —       | —       | —       | 410      | 4,004    | 2,111    | 9,383    | 23,076   |
| <b>BOBBINS</b> . . . . . "   | —        | —        | —       | —       | —       | 55,973   | 4,993    | 42       | ..       | 1,446    |
| <b>BOOKS, PRINTED, AND PRINTED MATTER (not being STATIONERY) (including MAPS AND CHARTS)</b> . . . . . Cwts. | 382      | 302      | 408     | 336     | 329     | 45,373   | 34,567   | 42,171   | 35,234   | 33,314   |
| <b>BOOTS AND SHOES</b> . . . . . Pairs   | 1,533    | 1,437    | 261     | 932     | 471     | 17,092   | 9,962    | 1,955    | 6,239    | 4,595    |
| <b>BUILDING AND ENGINEERING MATERIALS other than OF IRON, STEEL OR WOOD—</b>                                 |          |          |         |         |         |          |          |          |          |          |
| Cement . . . . . Tons  | 81       | 169      | 113     | 27      | 8       | 5,342    | 11,845   | 7,423    | 1,764    | 693      |
| Tiles . . . . . No.  | 991,195  | 588,437  | 437,824 | 279,739 | 179,209 | 78,239   | 41,059   | 31,155   | 23,454   | 20,432   |
| Other kinds . . . . . Value  | —        | —        | —       | —       | —       | 2,747    | 2,334    | 436      | 716      | 270      |
| Total Building and Engineering materials, etc. . . . . "   | —        | —        | —       | —       | —       | 83,328   | 55,733   | 39,019   | 30,924   | 21,510   |
| <b>BUTTONS OF ALL SORTS</b> . . . . . "  | —        | —        | —       | —       | —       | 35,384   | 71,395   | 11,420   | 9,399    | 981      |
| <b>CHEMICALS AND CHEMICAL PREPARATIONS (excluding CHEMICAL MANURES AND MEDICINES)—</b>                       |          |          |         |         |         |          |          |          |          |          |
| Acids . . . . . Cwts.  | 952      | 730      | 6       | 45      | 19      | 66,818   | 54,380   | 1,100    | 5,184    | 2,005    |
| Aluminous sulphates . . . . . "  | 3,433    | 200      | 300     | 1,432   | 1,014   | 14,490   | 797      | 3,135    | 5,354    | 3,416    |
| Bleaching materials— Bleaching powder (calcium hypochlorate, chloride of lime) . . . . . "                   | 4,663    | 7,951    | 1,785   | 2,739   | ..      | 25,034   | 42,523   | 7,104    | 15,237   | ..       |
| Potassium Compounds— Chlorate . . . . . "  | 3,120    | 3,623    | 5,563   | 3,097   | 3,231   | 69,942   | 2,22,430 | 1,47,443 | 37,471   | 75,291   |
| Other sorts . . . . . "  | 79       | 171      | 51      | 556     | 306     | 9,367    | 12,133   | 5,988    | 6,447    | 39,602   |
| Total Potassium compounds . . . . . "  | 3,199    | 3,794    | 5,614   | 3,653   | 4,127   | 79,309   | 2,34,563 | 1,53,431 | 43,918   | 1,14,893 |
| Soda compounds . . . . . "   | 4,150    | 2,915    | 1,826   | 1,216   | 437     | 40,720   | 66,363   | 54,062   | 23,485   | 7,903    |
| Other sorts of chemicals . . . . . Value   | —        | —        | —       | —       | —       | 1,71,298 | 2,55,541 | 1,62,439 | 2,33,205 | 2,92,342 |
| Total Chemicals and Chemical preparations, etc. . . . . "  | —        | —        | —       | —       | —       | 3,98,169 | 6,54,152 | 3,59,361 | 3,31,413 | 4,21,159 |

## IMPORTS THEREFROM—continued

| ARTICLES   | QUANTITY |          |         |          |          | VALUE    |           |          |           |           |
|--|----------|----------|---------|----------|----------|----------|-----------|----------|-----------|-----------|
|  | 1931-32  | 1932-33  | 1933-34 | 1934-35  | 1935-36  | 1931-32  | 1932-33   | 1933-34  | 1934-35   | 1935-36   |
|  |          |          |         |          |          | £        | £         | £        | £         | £         |
| <b>CLOCKS AND WATCHES AND PARTS THEREOF—</b>                                   |          |          |         |          |          |          |           |          |           |           |
| Clocks and timepieces . No.  | 9,899    | 9,869    | 18,092  | 9,514    | 9,149    | 39,306   | 85,381    | 75,169   | 41,617    | 33,887    |
| Watches . . . . .  | 35,448   | 3,012    | 7,745   | 2,548    | 5,557    | 76,004   | 10,068    | 16,724   | 5,339     | 16,323    |
| Parts of clocks and watches . . . . . Value                                    | —        | —        | —       | —        | —        | 5,240    | 2,262     | 4,128    | 1,279     | 1,539     |
| Total Clocks and Watches and parts thereof . . . . .                           | —        | —        | —       | —        | —        | 1,20,570 | 47,601    | 96,021   | 48,235    | 51,740    |
| <b>CORK MANUFACTURES . Cwts.</b>   | 58       | 179      | 476     | 493      | 235      | 6,383    | 46,535    | 57,581   | 81,849    | 90,113    |
| <b>CUTLERY . . . . . Value</b>   | —        | —        | —       | —        | —        | 14,214   | 14,234    | 8,393    | 9,466     | 7,481     |
| <b>DRUGS AND MEDICINES (excluding CHEMICALS AND NARCOTICS)—</b>                |          |          |         |          |          |          |           |          |           |           |
| Proprietary and patent medicines . . . . . Value                               | —        | —        | —       | —        | —        | 4,68,398 | 5,88,143  | 1,88,856 | 3,72,593  | 6,92,667  |
| Quinine salts . . . . . Lbs.   | 358      | 2,079    | 68      | 1,618    | 106      | 9,763    | 52,155    | 3,337    | 41,532    | 2,848     |
| Saccharin . . . . .  | 3,400    | 100      | 100     | 146      | 1,100    | 14,500   | 428       | 438      | 3,150     | 4,007     |
| Storax, including liquid storax (rose mollees) . . . . .                       | 95,649   | 1,37,409 | 50,781  | 93,486   | 1,24,096 | 28,297   | 40,284    | 10,730   | 27,046    | 33,970    |
| Other sorts of drugs and medicines . . . . . Value                             | —        | —        | —       | —        | —        | 8,46,551 | 4,33,574  | 7,81,433 | 5,74,286  | 4,29,706  |
| Total Drugs and Medicines, etc. . . . .  | —        | —        | —       | —        | —        | 8,67,604 | 11,14,584 | 9,90,784 | 10,18,618 | 11,03,258 |
| <b>DYING AND TANNING SUBSTANCES—</b>   |          |          |         |          |          |          |           |          |           |           |
| Cochineal . . . . . Cwts.  | 275      | 228      | 276     | 103      | 33       | 35,754   | 28,817    | 22,371   | 8,029     | 3,430     |
| Dyes obtained from coal tar—   |          |          |         |          |          |          |           |          |           |           |
| Aniline (a) . . . . . Lbs.   | 96,242   | —        | —       | —        | —        | 2,55,370 | —         | —        | —         | —         |
| Congo red † . . . . .  | —        | 51,520   | 6,832   | —        | 2,240    | —        | 49,384    | 6,146    | —         | 5,530     |
| Coupling dyes of the naphthol group—   |          |          |         |          |          |          |           |          |           |           |
| Naphthol rapid fast colours (rapid salt and bases) (b) † . . . . .             | —        | 63,297   | 9,227   | —        | —        | —        | 3,63,621  | 33,751   | —         | —         |
| Naphthol (c) . . . . .   | —        | —        | —       | 22,952   | 14,913   | —        | —         | —        | 70,426    | 33,583    |
| Bases (c) . . . . .  | —        | —        | —       | 23,612   | 21,854   | —        | —         | —        | 60,049    | 54,254    |
| Vats—  |          |          |         |          |          |          |           |          |           |           |
| Indigo . . . . .   | 85,344   | 31,584   | 29,120  | 10,668   | 68,456   | 1,18,671 | 46,960    | 46,584   | 24,127    | 1,05,866  |
| Other sorts—   |          |          |         |          |          |          |           |          |           |           |
| Powder † . . . . .   | —        | 23,805   | 229     | 12,881   | 12,407   | —        | 3,50,464  | 4,400    | 1,22,243  | 1,08,728  |
| Other sorts . . . . .  | 100      | 84,602   | 50,355  | 70,209   | 1,00,735 | 1,211    | 1,68,197  | 72,156   | 1,11,093  | 1,49,000  |
| Total Dyes obtained from coal tar . . . . .                                    | 181,686  | 254,868  | 95,754  | 1,40,322 | 2,20,695 | 8,75,252 | 9,78,626  | 1,03,037 | 3,88,541  | 4,56,961  |
| Other sorts (including iso-dye) . . . . . Value                                | —        | —        | —       | —        | —        | 2,147    | 6,624     | 15,501   | 9,737     | 6,126     |
| Total Dyeing and Tanning substances . . . . .                                  | —        | —        | —       | —        | —        | 4,19,153 | 10,14,067 | 2,01,409 | 4,06,307  | 4,68,617  |
| <b>EARTHENWARE AND PORCELAIN—</b>  |          |          |         |          |          |          |           |          |           |           |
| Earthenware . . . . .  | —        | —        | —       | —        | —        | 74,631   | 9,539     | 11,477   | 5,405     | 2,794     |
| Porcelain . . . . .  | —        | —        | —       | —        | —        | 15,433   | 15,491    | 8,032    | 8,563     | 1,922     |
| <b>FIREWORKS . . . . . Lbs.</b>  | 2,744    | 14,550   | 21,059  | 24,752   | 18,256   | 4,755    | 17,081    | 23,314   | 31,506    | 26,075    |
| <b>FRUITS AND VEGETABLES—</b>  |          |          |         |          |          |          |           |          |           |           |
| Fresh fruits and vegetables . . . . . Value                                    | —        | —        | —       | —        | —        | 14,230   | 19,649    | 12,457   | 9,057     | 5,044     |
| Fruits and vegetables dried, salted, or preserved not being canned or bottled— |          |          |         |          |          |          |           |          |           |           |
| Almonds . . . . . Tons   | 468      | 276      | 163     | 252      | 400      | 2,45,426 | 1,54,102  | 1,02,692 | 1,25,417  | 2,37,790  |
| Other sorts . . . . . Value  | —        | —        | —       | —        | —        | 3,508    | 6,026     | 14,491   | 14,820    | 25,251    |
| Total Fruits and Vegetables . . . . .  | —        | —        | —       | —        | —        | 2,63,164 | 1,79,777  | 1,29,640 | 1,49,294  | 2,68,085  |
| <b>FURNITURE AND CABINET WARE—</b>   |          |          |         |          |          |          |           |          |           |           |
| Furniture of wood (other than bedsteads) . . . . .                             | —        | —        | —       | —        | —        | 21,440   | 1,40,240  | 847      | 6,221     | 13,553    |
| Furniture of other materials (other than bedsteads) . . . . .                  | —        | —        | —       | —        | —        | 64,968   | 37,413    | 40,378   | 56,939    | 4,595     |
| Other sorts . . . . .  | —        | —        | —       | —        | —        | 4,321    | 3,418     | 50       | 231       | 175       |
| Total Furniture and Cabinetware . . . . .                                      | —        | —        | —       | —        | —        | 90,729   | 1,81,066  | 41,275   | 63,391    | 18,323    |
| <b>GELATINE . . . . . Cwts.</b>  | 131      | 186      | 87      | 35       | 35       | 11,361   | 15,260    | 10,404   | 3,146     | 2,178     |
| <b>GLASS AND GLASSWARE—</b>  |          |          |         |          |          |          |           |          |           |           |
| Beads and false pearls . . . . .   | 38       | 35       | 16      | 8        | 9        | 23,622   | 26,999    | 5,977    | 795       | 1,939     |
| Sheet and plate . . . . . Sq. ft.  | 92,816   | 130,652  | 212,708 | 12,296   | 27,997   | 25,882   | 20,291    | 23,343   | 3,844     | 8,755     |
| Other Glassware . . . . . Value  | —        | —        | —       | —        | —        | 49,955   | 59,758    | 80,272   | 36,350    | 24,765    |
| Total Glass and Glassware . . . . .  | —        | —        | —       | —        | —        | 99,459   | 1,06,952  | 64,592   | 40,999    | 35,459    |

\* Revised heads introduced from 1932-33.  
† Separately shown from 1932-33.  
(a) Discontinued from 1932-33.

(b) Shown under sub-heads from 1934-35.  
(c) Separately recorded from 1934-35.

No. 13—continued  
FRANCE—continued

IMPORTS THEREFROM—continued

| ARTICLES   | QUANTITY |         |         |         |         | VALUE   |           |           |           |           |           |
|--|----------|---------|---------|---------|---------|---------|-----------|-----------|-----------|-----------|-----------|
|  | 1931-32  | 1932-33 | 1933-34 | 1934-35 | 1935-36 | 1931-32 | 1932-33   | 1933-34   | 1934-35   | 1935-36   |           |
| GUMS AND RESINS Owt.   | 49       | 110     | 709     | 946     | 500     | 1,738   | 5,151     | 20,018    | 11,962    | 10,726    |           |
| HARDWARE, excluding CUTLERY AND ENAMELWARE—<br>Domestic hardware, other than enamelled ironware  | Value    | —       | —       | —       | —       | 22,106  | 16,544    | 8,879     | 2,381     | 18,017    |           |
| Implements and tools, other than agricultural implements and machine tools   | Value    | —       | —       | —       | —       | 74,286  | 80,715    | 59,276    | 67,624    | 65,156    |           |
| Lamps, metal   | No.      | 647     | 955     | 114     | 37      | 52      | 9,500     | 2,774     | 2,252     | 420       | 726       |
| Other sorts  | Value    | —       | —       | —       | —       | —       | 1,48,988  | 2,18,871  | 1,59,942  | 1,90,139  | 1,25,929  |
| Total Hardware, excluding cutlery, etc.  | Value    | —       | —       | —       | —       | —       | 2,40,890  | 2,13,004  | 2,30,349  | 2,80,464  | 2,04,828  |
| INSTRUMENTS, APPARATUS, AND APPLIANCES, AND PARTS THEREOF—<br>Electrical (including telegraph and telephone apparatus not being machinery)—<br>Electric wires and cables | Value    | —       | —       | —       | —       | —       | 27,808    | 13,745    | 45,386    | 2,842     | 5,518     |
| Electric lamps and parts thereof   | Value    | —       | —       | —       | —       | —       | 9,853     | 17,369    | 8,143     | 10,597    | 8,111     |
| Carbons, electric (including furnace electrodes)   | Value    | —       | —       | —       | —       | —       | 23,857    | 1,571     | 4,508     | 16,982    | 24,477    |
| Accumulators (including parts)   | Value    | —       | —       | —       | —       | —       | 69,842    | 39,012    | 71,327    | 9,486     | 24,478    |
| Electric lighting accessories and fittings (including switches)  | Value    | —       | —       | —       | —       | —       | 85,695    | 8,316     | 22,716    | 5,176     | 9,987     |
| Electric instruments (other than telegraphic and telephonic)   | Value    | —       | —       | —       | —       | —       | —         | —         | —         | —         | —         |
| (i) Meters   | Value    | —       | —       | —       | —       | —       | 694       | 628       | 19,378    | 36,679    | 29,041    |
| (ii) Others  | Value    | —       | —       | —       | —       | —       | 1,178     | 24,970    | 27,252    | 489       | 394       |
| Electro-medical apparatus (including X-ray apparatus)  | Value    | —       | —       | —       | —       | —       | 14,800    | 13,478    | 766       | —         | 1,239     |
| Electrical goods and apparatus not enumerated  | Value    | —       | —       | —       | —       | —       | 60,096    | 15,397    | 40,862    | 25,947    | 13,492    |
| Total Electrical Instruments, etc.   | Value    | —       | —       | —       | —       | —       | 2,43,298  | 1,34,487  | 2,45,818  | 1,08,198  | 1,17,387  |
| Musical  | Value    | —       | —       | —       | —       | —       | 54,645    | 17,592    | 20,264    | 24,507    | 19,932    |
| Optical  | Value    | —       | —       | —       | —       | —       | 61,803    | 85,745    | 11,376    | 6,932     | 10,555    |
| Photographic—<br>Cinematograph films—<br>(i) Raw films Length in feet  | Value    | 104,530 | 9,000   | 45,000  | 9,000   | 119,747 | 7,161     | 232       | 1,297     | 275       | 10,390    |
| (ii) Exposed films Other than Cinematograph films  | Value    | 717,325 | 97,000  | 114,934 | 16,232  | 9,681   | 70,441    | 19,499    | 28,066    | 3,047     | 2,050     |
| Total Photographic   | Value    | —       | —       | —       | —       | —       | 1,55,674  | 69,818    | 66,360    | 41,827    | 88,300    |
| Scientific   | Value    | —       | —       | —       | —       | —       | 24,017    | 5,084     | 9,035     | 1,443     | 4,950     |
| Other kinds  | Value    | —       | —       | —       | —       | —       | 25,969    | 24,947    | 19,056    | 24,761    | 20,420    |
| Total Instruments, Apparatus, and Appliances, and parts thereof  | Value    | —       | —       | —       | —       | —       | 5,65,406  | 2,78,673  | 3,73,824  | 2,07,668  | 2,61,444  |
| JEWELLERY (excluding Imitation Jewellery and Precious Stones and Pearls, unset), ALSO PLATE OF GOLD AND SILVER—<br>Jewellery   | Value    | —       | —       | —       | —       | —       | 5,311     | 11,028    | 2,760     | 9,75,365  | 5,001     |
| Plate of gold and silver   | Value    | —       | —       | —       | —       | —       | 70,139    | 48,786    | 11,107    | 9,728     | 14,017    |
| LEATHER—<br>Skins, tanned or dressed   | Tons     | —       | —       | —       | —       | —       | 10,881    | 15,748    | 6,207     | 3,987     | —         |
| Leather cloth (including artificial leather)   | Sq. yds. | 16,594  | 121,579 | 110,242 | 82,056  | 87,080  | 12,381    | 90,787    | 75,096    | 58,217    | 22,025    |
| Manufactures (excluding boots and shoes and belting for machinery)—<br>Picking bands and straps  | Cwt.     | 625     | 694     | 1,092   | 1,409   | 1,678   | 1,18,059  | 1,44,747  | 2,17,772  | 2,80,584  | 3,38,161  |
| Othersorts   | Value    | —       | —       | —       | —       | —       | 8,721     | 10,225    | 14,078    | 15,702    | 7,590     |
| Total Leather  | Value    | —       | —       | —       | —       | —       | 1,49,992  | 2,61,607  | 3,13,219  | 3,68,420  | 3,67,776  |
| LIQUORS, including DEWATERED AND PERFUMED SPIRITS—<br>Spirit—<br>Brandy  | Gals.    | 144,214 | 107,434 | 112,367 | 116,082 | 123,510 | 17,61,754 | 15,66,019 | 16,71,702 | 17,87,083 | 18,74,739 |
| Liqueurs   | Value    | 4,039   | 18,332  | 4,769   | 4,348   | 5,398   | 68,545    | 66,568    | 85,577    | 87,025    | 1,04,784  |
| Spirit, present in drugs, medicines, or chemicals  | Value    | 6,639   | 9,092   | 8,708   | 12,139  | 13,969  | 1,76,604  | 2,88,718  | 2,67,589  | 3,68,523  | 3,99,301  |
| Spirit, perfumed   | Value    | 1,461   | 912     | 1,211   | 1,026   | 903     | 1,04,263  | 1,48,312  | 1,78,744  | 1,78,794  | 1,39,512  |
| Othersorts of spirit   | Value    | 482     | 592     | 414     | 502     | 362     | 10,332    | 11,316    | 13,185    | 13,504    | 10,562    |
| Total Spirit   | Value    | 156,885 | 121,861 | 127,559 | 134,097 | 144,142 | 21,76,788 | 20,75,925 | 22,16,747 | 24,15,629 | 25,79,198 |



| ARTICLES  | QUANTITY       |                |                |                |                | VALUE            |                  |                  |                  |                  |
|---|----------------|----------------|----------------|----------------|----------------|------------------|------------------|------------------|------------------|------------------|
|   | 1931-32        | 1932-33        | 1933-34        | 1934-35        | 1935-36        | 1931-32          | 1932-33          | 1933-34          | 1934-35          | 1935-36          |
| <b>LIQUORS, including DENATURATED AND PERFUMED SPIRITS—contd.</b>                                     |                |                |                |                |                | R                | R                | R                | R                | R                |
| Wines—  |                |                |                |                |                |                  |                  |                  |                  |                  |
| Champagne, and other sparkling wines . . . Gals.  | 6,746          | 5,381          | 10,232         | 13,271         | 13,032         | 2,11,406         | 1,66,339         | 3,21,117         | 4,00,384         | 4,14,097         |
| Still white wines, other than port . . . "  | 7,157          | 4,860          | 5,294          | 4,404          | 5,427          | 44,556           | 43,402           | 46,050           | 41,216           | 46,578           |
| Still white wines, other than Sherry, Madeira, and Marsala . . . "                                    | 3,878          | 3,645          | 5,124          | 4,488          | 5,377          | 32,309           | 33,260           | 47,313           | 43,660           | 49,740           |
| Other sorts . . . "   | 43,101         | 44,049         | 36,340         | 32,000         | 32,313         | 2,54,278         | 2,98,067         | 2,06,692         | 2,54,784         | 2,47,026         |
| <b>Total Wines . . . "</b>  | <b>60,882</b>  | <b>57,941</b>  | <b>57,490</b>  | <b>55,060</b>  | <b>57,049</b>  | <b>5,43,229</b>  | <b>5,41,877</b>  | <b>6,31,172</b>  | <b>7,45,363</b>  | <b>7,57,441</b>  |
| Other sorts of liquors . . . "  | 468            | 1,171          | 115            | 1              | 182            | 2,804            | 4,901            | 867              | 4                | 1,745            |
| <b>Total Liquors . . . "</b>  | <b>218,165</b> | <b>189,978</b> | <b>185,173</b> | <b>189,167</b> | <b>201,373</b> | <b>27,22,011</b> | <b>26,22,703</b> | <b>28,08,286</b> | <b>31,60,386</b> | <b>32,88,384</b> |
| <b>MACHINERY AND MILLWORK—</b>  |                |                |                |                |                |                  |                  |                  |                  |                  |
| Prime-movers (other than electrical)  |                |                |                |                |                |                  |                  |                  |                  |                  |
| Railway locomotive engines and tenders and parts . . . Value  | —              | —              | —              | —              | —              | 8,513            | 2,483            | 36,390           | 34,009           | 5,303            |
| Other than locomotives—   |                |                |                |                |                |                  |                  |                  |                  |                  |
| Oil engines . . . No.   | 19             | 11             | 9              | 5              | 21             | 23,451           | 4,690            | 6,392            | 5,275            | 22,855           |
| Parts of oil engines . . . Value  | —              | —              | —              | —              | —              | 2,520            | 4,181            | 15,003           | 20,514           | 6,957            |
| Electrical machinery of all kinds not including instruments, apparatus, appliances and parts thereof— |                |                |                |                |                |                  |                  |                  |                  |                  |
| Generators, alternators and dynamos . . . "   | —              | —              | —              | —              | —              | 1,113            | —                | —                | 13,836           | —                |
| Motors . . . "  | —              | —              | —              | —              | —              | 6,789            | 5,776            | 24,309           | 27,772           | 16,414           |
| Turbo-generating sets . . . "   | —              | —              | —              | —              | —              | —                | —                | —                | 783              | 23,287           |
| Others . . . "  | —              | —              | —              | —              | —              | 8,860            | 16,702           | 60,741           | 1,22,113         | 73,745           |
| <b>Total electrical machinery . . . "</b>   | <b>—</b>       | <b>—</b>       | <b>—</b>       | <b>—</b>       | <b>—</b>       | <b>16,762</b>    | <b>22,478</b>    | <b>85,080</b>    | <b>1,64,504</b>  | <b>1,18,440</b>  |
| Machinery, not being prime-movers or electrical machinery—  |                |                |                |                |                |                  |                  |                  |                  |                  |
| Boilers . . . "   | —              | —              | —              | —              | —              | 49,307           | 41,720           | 24,132           | 39,533           | 38,375           |
| Metal working machinery (including machine tools) . . . "   | —              | —              | —              | —              | —              | 1,171            | 2,157            | 11,619           | 1,676            | 3,099            |
| Oil crushing and refining machinery . . . "   | —              | —              | —              | —              | —              | 12,527           | 6,449            | 1,245            | 19,540           | 3,321            |
| Pumping machinery (a) . . . "   | —              | —              | —              | —              | —              | —                | —                | 12,884           | 17,293           | 6,434            |
| Rice and flour mill machinery . . . "   | —              | —              | —              | —              | —              | 7,988            | 11,316           | 2,327            | —                | 7,455            |
| Sewing and knitting machines . . . No.  | 13             | —              | 1              | 3              | 3              | 11,816           | —                | 703              | 2,411            | 11,204           |
| Sugar machinery . . . Value   | —              | —              | —              | —              | —              | 2,22,297         | 26,680           | 39,541           | 10,30,125        | 40,114           |
| Cotton spinning machinery . . . "   | —              | —              | —              | —              | —              | 18,398           | 30,760           | 63,477           | 1,11,295         | 1,39,668         |
| Cotton weaving machinery . . . "  | —              | —              | —              | —              | —              | 63,146           | 36,547           | 17,437           | 47,524           | 20,070           |
| Jute machinery . . . "  | —              | —              | —              | —              | —              | 4,266            | 9,100            | 5,548            | 10,553           | 8,926            |
| Shuttles (excluding those for sewing machines) . . . "  | —              | —              | —              | —              | —              | 18,977           | 8,323            | 3,590            | 353              | —                |
| Other sorts of machinery . . . "  | —              | —              | —              | —              | —              | 1,28,088         | 85,130           | 1,63,128         | 2,14,336         | 1,61,474         |
| <b>Total Machinery and Millwork . . . "</b>   | <b>—</b>       | <b>—</b>       | <b>—</b>       | <b>—</b>       | <b>—</b>       | <b>5,89,736</b>  | <b>2,92,132</b>  | <b>4,83,466</b>  | <b>17,10,910</b> | <b>5,06,101</b>  |
| <b>MANURES—</b>   |                |                |                |                |                |                  |                  |                  |                  |                  |
| Muriate of Potash . . . Tons  | 185            | 50             | 226            | 355            | 250            | 23,438           | 6,841            | 30,692           | 40,047           | 24,166           |
| Potassic, others . . . "  | —              | —              | 21             | 75             | 200            | —                | —                | 3,386            | 8,250            | 21,000           |
| <b>METALS AND ORES—</b>   |                |                |                |                |                |                  |                  |                  |                  |                  |
| Aluminum—   |                |                |                |                |                |                  |                  |                  |                  |                  |
| Wrought—  |                |                |                |                |                |                  |                  |                  |                  |                  |
| Circles . . . Cwts.   | 3,406          | 584            | —              | —              | —              | 5,91,662         | 61,416           | —                | —                | —                |
| Other manufactures . . . "  | 346            | 26             | 17             | 42             | 1              | 22,636           | 5,244            | 1,866            | 4,348            | 598              |
| <b>Total Aluminum . . . "</b>   | <b>3,752</b>   | <b>610</b>     | <b>17</b>      | <b>42</b>      | <b>1</b>       | <b>6,14,298</b>  | <b>66,660</b>    | <b>1,866</b>     | <b>4,348</b>     | <b>598</b>       |
| Brass, Bronze, and similar alloys and manufactures thereof—   |                |                |                |                |                |                  |                  |                  |                  |                  |
| Wrought—  |                |                |                |                |                |                  |                  |                  |                  |                  |
| Mixed or Yellow metal for sheathing . . . "   | 1,099          | —              | —              | —              | —              | 37,073           | —                | —                | —                | —                |
| Wire . . . "  | 1,667          | 641            | —              | —              | —              | 61,453           | 24,681           | —                | —                | —                |
| Othersorts . . . "  | 440            | 265            | 111            | 41             | 60             | 10,554           | 11,821           | 8,675            | 3,610            | 3,031            |
| <b>Total Brass, Bronze, etc. . . "</b>  | <b>3,212</b>   | <b>906</b>     | <b>111</b>     | <b>41</b>      | <b>60</b>      | <b>1,18,080</b>  | <b>36,500</b>    | <b>8,684</b>     | <b>3,610</b>     | <b>3,031</b>     |
| Copper—   |                |                |                |                |                |                  |                  |                  |                  |                  |
| Wrought—  |                |                |                |                |                |                  |                  |                  |                  |                  |
| Sheets . . . "  | 23,890         | 2,051          | 22             | 2,384          | —              | 12,27,073        | 32,108           | 682              | 86,896           | —                |
| Wire . . . "  | 304            | 60             | —              | 20             | —              | 16,370           | 2,933            | —                | 782              | —                |
| Wire, excluding wire for telegraph and telephone . . . "  | 703            | 886            | 135            | 20             | 20             | 30,229           | 35,815           | 5,790            | 691              | 935              |
| Other manufactures . . . "  | 1,338          | 125            | 199            | 40             | 9              | 55,969           | 10,415           | 7,545            | 1,486            | 813              |
| <b>Total Copper (excluding ore) . . . "</b>   | <b>31,235</b>  | <b>3,201</b>   | <b>356</b>     | <b>2,464</b>   | <b>29</b>      | <b>18,28,641</b> | <b>1,31,321</b>  | <b>14,017</b>    | <b>89,805</b>    | <b>1,748</b>     |

(a) Separately recorded from 1933-34.

No. 13—continued  
FRANCE—continued  
IMPORTS THEREFROM—continued

| ARTICLES  | QUANTITY |         |         |         |         | VALUE     |           |           |           |           |
|---|----------|---------|---------|---------|---------|-----------|-----------|-----------|-----------|-----------|
|   | 1931-32  | 1932-33 | 1933-34 | 1934-35 | 1935-36 | 1931-32   | 1932-33   | 1933-34   | 1934-35   | 1935-36   |
| METALS AND ORES—continued                                   |          |         |         |         |         | R         | R         | R         | R         | R         |
| German silver (including nickel silver) . . . Cwts.         | 81       | 220     | 206     | ..      | ..      | 5,589     | 14,707    | 12,235    | ..        | ..        |
| Steel—  |          |         |         |         |         |           |           |           |           |           |
| Angle and tee . . . Tons                                    | 2,193    | 1,007   | 1,443   | 653     | 1,507   | 1,74,312  | 74,521    | 1,11,167  | 56,212    | 1,24,124  |
| Bars (a) . . . . .  | 5,029    | 4,841   | 5,489   | 2,808   | —       | 3,88,020  | 3,23,949  | 4,22,521  | 2,45,607  | —         |
| Under 3/4" Square or round (b) . . . . .                    | —        | —       | —       | —       | 1,051   | —         | —         | —         | —         | 1,51,758  |
| All Others (b) . . . . .                                    | —        | —       | —       | —       | 5,278   | —         | —         | —         | —         | 4,28,037  |
| Tool steel—   |          |         |         |         |         |           |           |           |           |           |
| High speed  | 2        | 4       | ..      | 1       | 1       | 18,575    | 25,079    | 180       | 5,124     | 15,338    |
| Ingots, blooms, billets and slabs . . . . .                 | 172      | 4       | 16      | 116     | 0       | 13,192    | 495       | 1,727     | 8,441     | 935       |
| Other kinds . . . . .                                       | 4        | ..      | ..      | ..      | ..      | 4,091     | 5,076     | 743       | 2,914     | 513       |
| Total Steel . . . . .                                       | 7,400    | 5,866   | 6,048   | 3,578   | 3,746   | 5,94,290  | 4,29,730  | 5,30,323  | 3,18,208  | 7,21,806  |
| Iron or steel—  |          |         |         |         |         |           |           |           |           |           |
| Beams, Channels, pillars, girders and bridge-work . . . . . | 5,938    | 2,675   | 1,711   | 1,765   | 1,157   | 4,55,743  | 1,73,923  | 1,20,060  | 1,37,364  | 91,332    |
| Bolts and nuts . . . . .                                    | 35       | 385     | 362     | 322     | 81      | 18,055    | 1,12,398  | 1,09,054  | 89,389    | 8,347     |
| Fencing materials (including fencing wire) . . . . .        | 6        | 75      | 173     | 155     | 24      | 1,229     | 15,602    | 33,081    | 25,347    | 4,004     |
| Hoops and strips . . . . .                                  | 1,831    | 2,227   | 2,007   | 3,888   | 5,171   | 1,82,187  | 2,08,012  | 2,36,057  | 4,42,019  | 5,24,815  |
| Nails, rivets and washers (excluding wire nails) . . . . .  | 105      | 115     | 72      | 31      | 23      | 25,388    | 35,425    | 18,921    | 10,122    | 5,970     |
| Screws . . . . .  | ..       | 106     | 134     | 134     | 8       | ..        | 78,327    | 47,437    | 54,770    | 1,338     |
| Sheets and plates—  |          |         |         |         |         |           |           |           |           |           |
| Not galvanised or tinned—                                   |          |         |         |         |         |           |           |           |           |           |
| Sheets up to 1/4" thick . . . . .                           | 206      | 204     | 192     | 690     | 110     | 21,106    | 14,727    | 17,500    | 73,131    | 12,058    |
| Plates over 1/4" thick . . . . .                            | 348      | 65      | 75      | 148     | 218     | 27,401    | 4,096     | 6,048     | 15,726    | 16,804    |
| Total Not galvanised or tinned . . . . .                    | 554      | 269     | 267     | 838     | 328     | 48,507    | 19,423    | 24,457    | 88,856    | 28,862    |
| Sleepers and keys for railways . . . . .                    | 204      | ..      | ..      | ..      | ..      | 16,810    | ..        | ..        | ..        | ..        |
| Tubes, pipes and fittings wrought . . . . .                 | 278      | 322     | 1,228   | 1,010   | 412     | 80,983    | 70,474    | 2,41,753  | 2,00,694  | 82,411    |
| Wire nails . . . . .  | ..       | 57      | 93      | 10      | ..      | ..        | 10,453    | 17,937    | 1,631     | ..        |
| Wire other than fencing wire . . . . .                      | ..       | 195     | 159     | 100     | 5       | 10        | 29,052    | 26,445    | 16,900    | 634       |
| Other manufactures of iron or steel . . . . .               | 50       | 111     | 86      | 162     | 18      | 5,314     | 14,482    | 12,516    | 28,572    | 2,592     |
| Total Iron or Steel . . . . .                               | 9,001    | 6,577   | 6,367   | 3,424   | 7,177   | 8,31,300  | 7,63,586  | 6,88,588  | 10,95,804 | 7,50,365  |
| Lead—   |          |         |         |         |         |           |           |           |           |           |
| Unwrought—  |          |         |         |         |         |           |           |           |           |           |
| Ore . . . . .   | 259      | 243     | 145     | 79      | 67      | 83,975    | 31,780    | 44,937    | 20,881    | 23,121    |
| Wrought . . . . . Cwts.                                     | 1,607    | 679     | 66      | 38      | 30      | 27,608    | 14,718    | 5,681     | 1,057     | 2,910     |
| Total Lead (excluding ore) . . . . .                        | 1,607    | 679     | 66      | 38      | 30      | 27,608    | 14,718    | 5,681     | 2,957     | 2,910     |
| Other Metals . . . . .                                      | 879      | 299     | 1       | 107     | 181     | 13,509    | 3,943     | 7,869     | 2,415     | 5,914     |
| Total Metals (excluding ores) . . . . . Tons                | 18,690   | 12,727  | 13,344  | 12,162  | 15,958  | 35,83,571 | 14,61,171 | 14,75,248 | 15,16,937 | 14,92,596 |
| Total Ores . . . . .  | 259      | 246     | 145     | 79      | 67      | 83,975    | 31,780    | 44,937    | 20,881    | 23,121    |
| Total Metals and Ores . . . . .                             | 18,949   | 12,973  | 13,489  | 12,241  | 16,025  | 36,22,546 | 15,44,040 | 15,20,285 | 16,37,818 | 15,15,717 |
| OILS—   |          |         |         |         |         |           |           |           |           |           |
| Essential—  |          |         |         |         |         |           |           |           |           |           |
| Synthetic . . . . . Gals.                                   | 830      | 1,145   | 1,758   | 3,030   | 3,046   | 32,953    | 72,339    | 1,10,872  | 1,47,091  | 1,68,480  |
| Natural—  |          |         |         |         |         |           |           |           |           |           |
| Bergamot . . . . .  | ..       | 39      | 68      | 91      | 243     | ..        | 2,113     | 8,398     | 3,232     | 10,205    |
| Lavender . . . . .  | ..       | 78      | 600     | 551     | 931     | ..        | 3,865     | 31,755    | 37,491    | 79,937    |
| Other Sorts . . . . .                                       | 3,783    | 2,003   | 862     | 807     | 1,062   | 1,05,260  | 1,10,645  | 62,431    | 60,254    | 66,870    |
| Total Essential . . . . .                                   | 4,603    | 3,265   | 3,297   | 4,479   | 5,282   | 1,38,213  | 1,86,982  | 2,03,255  | 2,48,668  | 3,25,501  |
| Vegetable, non-essential . . . . .                          | 3,664    | 3,945   | 10,577  | 9,108   | 14,446  | 17,347    | 15,261    | 30,110    | 24,923    | 48,632    |
| Other kinds of oils . . . . . Value                         | —        | —       | —       | —       | —       | 5,413     | 5,736     | 6,980     | 4,445     | 2,230     |
| Total Oils . . . . .  | —        | —       | —       | —       | —       | 1,60,978  | 2,10,973  | 2,45,205  | 2,77,436  | 3,71,373  |
| GIL CLOTH AND FLOOR CLOTH . . . . . Sq Yds.                 | 49,245   | 46,380  | 24,980  | 65,943  | 43,571  | 34,701    | 36,302    | 17,334    | 88,344    | 30,829    |

(a) Shown under Sub-heads from 1935-36.  
(b) Separately shown from 1935-36.

No. 13—continued  
FRANCE—continued

IMPORTS THEREFROM—continued

| ARTICLES   | QUANTITY     |              |              |              |            | VALUE            |                  |                 |                 |                 |
|--|--------------|--------------|--------------|--------------|------------|------------------|------------------|-----------------|-----------------|-----------------|
|  | 1931-32      | 1932-33      | 1933-34      | 1934-35      | 1935-36    | 1931-32          | 1932-33          | 1933-34         | 1934-35         | 1935-36         |
|  |              |              |              |              |            | R                | R                | R               | R               | R               |
| <b>PAINTS AND PAINTERS' MATERIALS—</b>   |              |              |              |              |            |                  |                  |                 |                 |                 |
| Paints and Colours . Cwts.   | 5,076        | 609          | 501          | 300          | 203        | 81,553           | 22,884           | 16,782          | 22,428          | 19,893          |
| Painters' materials . Value  | —            | —            | —            | —            | —          | 16,000           | 3,651            | 5,690           | 4,874           | 3,918           |
| <b>Total Paints and Painters' materials . . . . .</b>  | <b>—</b>     | <b>—</b>     | <b>—</b>     | <b>—</b>     | <b>—</b>   | <b>97,553</b>    | <b>26,535</b>    | <b>22,472</b>   | <b>27,302</b>   | <b>23,811</b>   |
| <b>PAPER AND PASTEBOARD—</b>   |              |              |              |              |            |                  |                  |                 |                 |                 |
| Paper—   |              |              |              |              |            |                  |                  |                 |                 |                 |
| Paper manufactures . Cwts.   | 59           | 149          | 86           | 318          | 203        | 7,102            | 16,899           | 12,219          | 33,930          | 29,051          |
| Other kinds of paper . . . . .   | 1,078        | 2,218        | 1,013        | 472          | 486        | 76,313           | 1,52,046         | 50,472          | 26,084          | 30,113          |
| Pasteboard, millboard, etc. . . . .  | 112          | 93           | 71           | 441          | 16         | 9,556            | 7,832            | 4,813           | 3,257           | 1,003           |
| <b>Total Paper and Pasteboard . . . . .</b>  | <b>1,249</b> | <b>2,460</b> | <b>1,170</b> | <b>1,231</b> | <b>705</b> | <b>92,971</b>    | <b>1,76,927</b>  | <b>67,504</b>   | <b>63,271</b>   | <b>60,067</b>   |
| <b>PERFUMERY, not being PERFUMED SPIRIT . . . . . Value</b>  | <b>—</b>     | <b>—</b>     | <b>—</b>     | <b>—</b>     | <b>—</b>   | <b>19,594</b>    | <b>23,476</b>    | <b>12,034</b>   | <b>858</b>      | <b>9,614</b>    |
| <b>PLANTS, LIVING (including BULBS AND SEEDS FOR SOWING) . . . . .</b>                               | <b>—</b>     | <b>—</b>     | <b>—</b>     | <b>—</b>     | <b>—</b>   | <b>9,332</b>     | <b>13,339</b>    | <b>11,091</b>   | <b>15,338</b>   | <b>23,394</b>   |
| <b>PRECIOUS STONES AND PEARLS, UNSET—</b>  |              |              |              |              |            |                  |                  |                 |                 |                 |
| Diamonds . . . . .   | —            | —            | —            | —            | —          | 51,299           | 73,846           | 1,42,838        | 14,523          | 44,548          |
| Other precious stones . . . . .  | —            | —            | —            | —            | —          | 1,13,490         | 58,697           | 50,400          | 1,13,847        | 35,719          |
| <b>PRINTS, ENGRAVINGS AND PICTURES . . . . .</b>   | <b>—</b>     | <b>—</b>     | <b>—</b>     | <b>—</b>     | <b>—</b>   | <b>40,992</b>    | <b>24,891</b>    | <b>6,672</b>    | <b>9,885</b>    | <b>9,502</b>    |
| <b>PROVISIONS AND OILMAN'S STORES (including FISH AND FRUITS AND VEGETABLES, CANNED OR BOTTLED)—</b> |              |              |              |              |            |                  |                  |                 |                 |                 |
| Canned and bottled provisions—   |              |              |              |              |            |                  |                  |                 |                 |                 |
| Canned or bottled fruits Cwts.   | 228          | 144          | 186          | 196          | 106        | 19,302           | 16,411           | 21,136          | 13,778          | 12,122          |
| Tinned or canned fish . . . . .  | 242          | 220          | 99           | 95           | 183        | 16,986           | 13,152           | 14,717          | 13,429          | 14,733          |
| Vegetable products (vegetable oil, vegetable fat, etc.) . . . . .                                    | 5,561        | 10           | ..           | 9            | ..         | 2,07,358         | 423              | ..              | 497             | ..              |
| Others . . . . .   | 4,293        | 6,536        | 5,111        | 7,330        | 2,152      | 1,53,125         | 1,99,734         | 1,96,918        | 1,77,219        | 1,28,495        |
| Cocoa and chocolate . . . . .  | 207          | 98           | 120          | 52           | 18         | 13,933           | 5,002            | 3,553           | 4,116           | 426             |
| Confectionery . . . . .  | 262          | 331          | 83           | 36           | 63         | 16,857           | 25,673           | 7,741           | 4,232           | 4,731           |
| Milk, condensed and preserved, including milk cream . . . . .  | 2,171        | 234          | 8            | 1            | ..         | 92,974           | 10,943           | 336             | 119             | 1               |
| Other sorts of provisions Value  | —            | —            | —            | —            | —          | 42,392           | 32,733           | 31,135          | 60,344          | 1,06,659        |
| <b>Total Provisions and Oilman's stores . . . . .</b>  | <b>—</b>     | <b>—</b>     | <b>—</b>     | <b>—</b>     | <b>—</b>   | <b>5,62,377</b>  | <b>2,04,121</b>  | <b>2,30,591</b> | <b>2,79,234</b> | <b>2,67,267</b> |
| <b>RUBBER—</b>   |              |              |              |              |            |                  |                  |                 |                 |                 |
| Manufactures—  |              |              |              |              |            |                  |                  |                 |                 |                 |
| Pneumatic motor covers No.   | 22,633       | 15,214       | 7,309        | 1,842        | 1,722      | 7,54,320         | 6,10,043         | 3,00,149        | 78,188          | 1,13,610        |
| “ “ tubes . . . . .  | 48,333       | 39,931       | 16,095       | 2,273        | 142        | 2,71,104         | 2,50,026         | 89,845          | 12,723          | 821             |
| “ “ cycle covers . . . . .   | 1,546        | 85           | 207          | 51           | 20         | 10,190           | 1,110            | 2,334           | 550             | 230             |
| Pneumatic cycle covers . . . . .   | 172,347      | 86,134       | 96,676       | 3,770        | 600        | 2,36,461         | 1,41,477         | 1,23,737        | 11,698          | 606             |
| “ “ tubes . . . . .  | 236,722      | 74,347       | 150,296      | 17,750       | ..         | 2,06,941         | 45,074           | 85,776          | 9,245           | ..              |
| Other manufactures (except apparel, boots and shoes) . . . . . Value                                 | —            | —            | —            | —            | —          | 22,620           | 19,250           | 9,771           | 2,500           | 3,046           |
| <b>Total Rubber manufactures . . . . .</b>   | <b>—</b>     | <b>—</b>     | <b>—</b>     | <b>—</b>     | <b>—</b>   | <b>15,51,636</b> | <b>10,66,980</b> | <b>6,17,612</b> | <b>1,14,909</b> | <b>1,18,906</b> |
| <b>SEEDS—</b>  |              |              |              |              |            |                  |                  |                 |                 |                 |
| Oilseeds—  |              |              |              |              |            |                  |                  |                 |                 |                 |
| Kasani . . . . . Tons  | 302          | 85           | 3            | 29           | 1          | 66,492           | 12,498           | 1,310           | 8,619           | 526             |
| Other sorts . . . . .  | 19           | 10           | 3            | 2            | 5          | 6,701            | 4,965            | 2,738           | 2,133           | 2,537           |
| <b>Total Seeds . . . . .</b>   | <b>321</b>   | <b>95</b>    | <b>6</b>     | <b>31</b>    | <b>6</b>   | <b>73,193</b>    | <b>17,463</b>    | <b>4,048</b>    | <b>10,752</b>   | <b>3,113</b>    |
| <b>SMOKERS' REQUISITES (excluding TOBACCO) . . . . . Value</b>                                       | <b>—</b>     | <b>—</b>     | <b>—</b>     | <b>—</b>     | <b>—</b>   | <b>51,515</b>    | <b>68,310</b>    | <b>73,038</b>   | <b>42,000</b>   | <b>59,763</b>   |
| <b>SOAP—</b>   |              |              |              |              |            |                  |                  |                 |                 |                 |
| Household and laundry soap in bars or tablets . . . . . Cwts.  | 23,063       | 17,168       | 12,136       | 5,744        | 2,675      | 3,75,127         | 2,76,032         | 1,89,340        | 30,476          | 40,080          |
| Toilet Soap . . . . .  | 617          | 194          | 79           | 69           | 147        | 30,476           | 12,777           | 10,111          | 10,332          | 10,063          |
| Other sorts . . . . .  | 335          | 145          | 156          | 51           | 296        | 9,946            | 3,972            | 3,601           | 1,473           | 6,277           |
| <b>SPICES—</b>   |              |              |              |              |            |                  |                  |                 |                 |                 |
| Ginger . . . . .   | 192          | ..           | 20           | 47           | 83         | 14,075           | ..               | 625             | 1,640           | 3,110           |

No. 13—continued  
FRANCE—continued  
IMPORTS THEREFROM—continued

| ARTICLES   | QUANTITY  |           |           |         |         | VALUE     |           |           |          |          |
|--|-----------|-----------|-----------|---------|---------|-----------|-----------|-----------|----------|----------|
|  | 1931-32   | 1932-33   | 1933-34   | 1934-35 | 1935-36 | 1931-32   | 1932-33   | 1933-34   | 1934-35  | 1935-36  |
| STARCH, DEXTRINE AND FARINA—   |           |           |           |         |         | R         | R         | R         | R        | R        |
| Starch . . . Cwts.   | ..        | 125       | ..        | 3,230   | 3,973   | ..        | 1,350     | ..        | 20,712   | 30,583   |
| STATIONERY (excluding PAPERS) . . . Value                            | —         | —         | —         | —       | —       | 24,002    | 16,162    | 12,821    | 17,035   | 20,525   |
| STONES AND MARBLE . . . TONS   | 67        | 0         | ..        | ..      | 0       | 57,452    | 1,217     | 10        | 1,583    | 1,443    |
| SUGAR—   |           |           |           |         |         |           |           |           |          |          |
| Best sugar . . . "   | ..        | 38        | ..        | 1,055   | 25      | ..        | 3,750     | ..        | 83,503   | 2,500    |
| TEXTILES—  |           |           |           |         |         |           |           |           |          |          |
| Cotton—  |           |           |           |         |         |           |           |           |          |          |
| Manufactures—  |           |           |           |         |         |           |           |           |          |          |
| Lace and patent net . yards  | 289,891   | 148,429   | 4,923     | 12,053  | 223     | 1,19,165  | 66,842    | 2,823     | 2,872    | 144      |
| Piecegoods—  |           |           |           |         |         |           |           |           |          |          |
| White (bleached)—  |           |           |           |         |         |           |           |           |          |          |
| Embroidered All-overs (a) . . . "                                    | —         | —         | —         | 98,313  | 75,030  | —         | —         | —         | 40,477   | 20,005   |
| Jaconets, madapollans, cambries and mullins . . . "                  | 377,426   | 200,460   | 26,042    | 8,480   | ..      | 85,703    | 79,273    | 11,203    | 1,407    | ..       |
| Other sorts . . . "  | 75,774    | 78,480    | 5,585     | 833     | 55      | 32,916    | 41,195    | 3,012     | 551      | 26       |
| Total White (bleached) . . . "                                       | 458,200   | 278,946   | 31,023    | 108,132 | 75,085  | 1,18,023  | 1,20,408  | 14,215    | 42,435   | 20,031   |
| Coloured, printed, or dyed—  |           |           |           |         |         |           |           |           |          |          |
| Dyed goods—  |           |           |           |         |         |           |           |           |          |          |
| Cambries, including madapollans, muslins, mulls and jaconets . . . " | 132,355   | 34,780    | 3,830     | ..      | ..      | 55,488    | 17,435    | 2,333     | ..       | ..       |
| Embroidered All-overs (a) . . . "                                    | —         | —         | —         | 177,038 | 45,018  | —         | —         | —         | 60,298   | 20,301   |
| Other sorts . . . "  | 14,484    | 20,224    | 2,790     | 8,107   | 502     | 7,976     | 12,323    | 6,855     | 7,873    | 815      |
| Total Dyed goods . . . "   | 146,839   | 55,010    | 6,620     | 185,805 | 46,120  | 63,464    | 29,758    | 9,188     | 74,171   | 21,116   |
| Woven Coloured goods—  |           |           |           |         |         |           |           |           |          |          |
| Embroidered All-overs (a) . . . "                                    | —         | —         | —         | 13,004  | 21,113  | —         | —         | —         | 4,579    | 11,223   |
| Other sorts . . . "  | 2,599     | 24,431    | 1,667     | 11,333  | 303     | 2,331     | 16,489    | 2,520     | 6,650    | 921      |
| Total Woven coloured goods . . . "                                   | 2,599     | 24,431    | 1,667     | 24,337  | 21,416  | 2,331     | 16,489    | 2,520     | 11,209   | 12,149   |
| Thread, sewing . . . Lbs.  | 14,703    | 8,234     | 8,649     | 7,213   | 7,257   | 63,794    | 25,946    | 23,353    | 24,804   | 27,733   |
| “ others (a) . . . "   | —         | —         | —         | 51,562  | 41,957  | —         | —         | —         | 3,12,723 | 2,55,009 |
| Goods of Cotton mixed with other materials (a) . Yds.                | —         | —         | —         | 1,394   | 7,599   | —         | —         | —         | 2,128    | 18,901   |
| Other sorts of manufactures . Value                                  | —         | —         | —         | —       | —       | 2,51,363  | 4,52,914  | 3,33,317  | 24,741   | 7,231    |
| Total Cotton manufactures (including Twist and yarn) . . . "         | —         | —         | —         | —       | —       | 6,18,742  | 7,12,417  | 3,90,426  | 4,95,033 | 3,62,474 |
| Hattershery and Millinery—   |           |           |           |         |         |           |           |           |          |          |
| Lace and embroidery . . . "  | —         | —         | —         | —       | —       | 33,414    | 93,493    | 60,300    | 41,772   | 46,133   |
| Ribbons (a) . . . Yds.   | —         | —         | —         | 147,033 | 22,220  | —         | —         | —         | 10,511   | 3,611    |
| Other sorts . . . Value  | —         | —         | —         | —       | —       | 2,11,107  | 1,23,110  | 77,516    | 33,933   | 44,176   |
| Silk—  |           |           |           |         |         |           |           |           |          |          |
| Manufactures—  |           |           |           |         |         |           |           |           |          |          |
| Silk yarn, noils, and waste (b) . Lbs.                               | 111,300   | 72,777    | 20,461    | —       | —       | 2,39,233  | 1,79,164  | 36,703    | —        | —        |
| Silk yarn made from silk other than waste or noils (a) . . . "       | —         | —         | —         | ..      | 155     | —         | —         | —         | ..       | 2,515    |
| Made from Silk waste or noils (a) . . . "                            | —         | —         | —         | 25,233  | 16,760  | —         | —         | —         | 51,752   | 36,445   |
| Goods of silk mixed with other materials . . . Yds.                  | 53,793    | 46,704    | 36,433    | 29,033  | 39,352  | 1,04,002  | 95,714    | 95,203    | 80,032   | 1,32,663 |
| Piecegoods . . . "   | 14,639    | 8,132     | 9,232     | 17,279  | 3,263   | 54,707    | 38,484    | 33,020    | 22,512   | 11,933   |
| Other sorts . . . Value  | —         | —         | —         | —       | —       | 750       | 1,433     | 6,631     | 1,025    | 21,451   |
| Total Silk manufactures (including silk yarn, etc.) . . . "          | —         | —         | —         | —       | —       | 3,99,292  | 3,14,345  | 1,71,612  | 1,55,371 | 2,05,012 |
| Wool—  |           |           |           |         |         |           |           |           |          |          |
| Manufactures—  |           |           |           |         |         |           |           |           |          |          |
| Worsted yarn for weaving . . . Lbs.                                  | 45,174    | 244,664   | 21,653    | 21,334  | 300     | 63,442    | 3,33,440  | 28,503    | 33,799   | 1,795    |
| Knitting wool . . . "  | 164,052   | 190,774   | 3,533     | 472     | 217     | 2,31,013  | 2,32,373  | 6,934     | 1,743    | 700      |
| Blankets and rugs other than floor rugs . . . "                      | 37,476    | 39,252    | 23,519    | 20,927  | 8,651   | 35,439    | 16,334    | 10,196    | 3,733    | 4,063    |
| Carpets and floor rugs . . . "                                       | 7,461     | 7,330     | 1,241     | 1,919   | 1,231   | 30,313    | 30,032    | 2,633     | 11,202   | 1,624    |
| Hosiery . . . "  | 2,321     | 143       | 2         | 36      | ..      | 14,024    | 1,155     | 10        | 467      | ..       |
| Piecegoods . . . Yards   | 2,035,216 | 4,561,369 | 2,742,356 | 662,643 | 10,936  | 16,10,046 | 34,29,793 | 17,43,039 | 4,23,360 | 14,542   |
| Ruffle Cloth and shawl cloth (c) . . . "                             | —         | —         | —         | —       | 57,972  | —         | —         | —         | —        | 40,107   |
| Shawls and Lohls* . . . No.  | 4,015     | 22,902    | 3,393     | 2,575   | 45,535  | 3,106     | 63,241    | 20,355    | 3,325    | 50,541   |
| Other sorts . . . Lbs.   | ..        | 2         | 3,713     | 4,333   | 2,110   | 33        | 10        | 1,962     | 7,404    | 3,154    |
| Total Woolen manufactures (including Yarn, etc.) . . . Value         | —         | —         | —         | —       | —       | 10,93,629 | 42,67,463 | 18,14,227 | 4,95,046 | 1,60,526 |

(a) Separately recorded from 1934-35.

(b) Sub-divided into two heads from 1934-35.

(c) Separately recorded from 1935-36.

\* Figures prior to 1934-35 relate to "shawls" only.

No. 13—continued  
FRANCE—continued  
IMPORTS THEREFROM—concluded

| ARTICLES   | QUANTITY |         |         |         |         | VALUE       |             |             |             |             |
|--|----------|---------|---------|---------|---------|-------------|-------------|-------------|-------------|-------------|
|  | 1931-32  | 1932-33 | 1933-34 | 1934-35 | 1935-36 | 1931-32     | 1932-33     | 1933-34     | 1934-35     | 1935-36     |
| <b>TEXTILES—contd.</b>   |          |         |         |         |         |             |             |             |             |             |
| Artificial silk—   |          |         |         |         |         |             |             |             |             |             |
| Artificial silk yarn . Lbs.  | 727,424  | 860,129 | 814,688 | 199,070 | 48,302  | 7,31,803    | 8,26,307    | 4,15,699    | 1,46,451    | 58,76       |
| Piecegoods made entirely of artificial silk Yds.   | 40,263   | 116,684 | 72,022  | 42,252  | 17,401  | 35,015      | 1,09,162    | 67,078      | 41,774      | 17,311      |
| Piecegoods made of cotton and artificial silk (b) ..   | 202,791  | 63,517  | 23,350  | —       | —       | 33,873      | 38,661      | 31,674      | —           | —           |
| Goods of silk mixed with other materials (a)—  |          |         |         |         |         |             |             |             |             |             |
| (1) Containing 50 per cent. or more cotton ..  | —        | —       | —       | 15,334  | 8,191   | —           | —           | —           | 19,042      | 17,937      |
| (2) Containing no cotton or less than 50 per cent. cotton ..                                 | —        | —       | —       | 8,447   | 11,695  | —           | —           | —           | 13,863      | 33,361      |
| Piecegoods of Cotton, embroidered or superimposed with artificial silk* ..                   | —        | —       | 74,337  | —       | —       | —           | —           | 32,044      | —           | —           |
| Other sorts . Value  | —        | —       | —       | —       | —       | 35,924      | 21,317      | 24,153      | 5,146       | 3,615       |
| <b>Total Artificial silk</b> ..  | —        | —       | —       | —       | —       | 8,66,615    | 4,95,447    | 5,71,553    | 2,26,296    | 1,31,485    |
| Fabrics containing gold or silver thread (a) ..  | —        | —       | —       | —       | —       | —           | —           | —           | 37,548      | 61,965      |
| TOILET REQUISITES (not specified elsewhere) ..   | —        | —       | —       | —       | —       | 4,02,688    | 4,48,222    | 4,02,224    | 3,06,327    | 2,59,374    |
| TOYS AND REQUISITES FOR GAMES AND SPORTS (including Fishing TACKLES—                         |          |         |         |         |         |             |             |             |             |             |
| Toys . . . . .   | —        | —       | —       | —       | —       | 12,716      | 15,681      | 17,320      | 18,714      | 11,080      |
| Other sorts . . . . .  | —        | —       | —       | —       | —       | 6,252       | 5,400       | 4,634       | 4,720       | 3,239       |
| <b>Total Toys and Requisites for games and sports including fishing tackles</b> ..           | —        | —       | —       | —       | —       | 18,968      | 21,081      | 21,954      | 23,440      | 14,309      |
| UMBRELLAS AND UMBRELLA FITTINGS—   |          |         |         |         |         |             |             |             |             |             |
| Umbrellas, complete, including parasols and sunshades . No.                                  | 17,122   | 11,443  | 3,319   | 2,773   | 2,501   | 37,939      | 26,705      | 11,033      | 9,038       | 7,561       |
| Umbrella fittings . Value  | —        | —       | —       | —       | —       | 40,076      | 49,518      | 11,953      | 2,189       | 773         |
| <b>VEHICLES, excluding LOCOMOTIVES, ETC., FOR RAILWAYS—</b>                                  |          |         |         |         |         |             |             |             |             |             |
| Cycles (other than motor cycles) and parts thereof and accessories—                          |          |         |         |         |         |             |             |             |             |             |
| Cycles imported entire or in sections . No.  | 366      | 25      | 1       | 2       | 1       | 12,958      | 601         | 189         | 104         | 20          |
| Parts of cycles and accessories . Value  | —        | —       | —       | —       | —       | 70,328      | 15,380      | ..          | 313         | 253         |
| <b>Total Cycles and parts thereof</b> ..   | —        | —       | —       | —       | —       | 82,386      | 16,481      | 189         | 982         | 273         |
| Mechanically propelled vehicles (excluding railway locomotives and tractors)—                |          |         |         |         |         |             |             |             |             |             |
| Aircrafts . . . . . No.  | ..       | ..      | ..      | 1       | ..      | ..          | ..          | ..          | 15,431      | ..          |
| Parts of aircraft . Value  | —        | —       | —       | —       | —       | 83,150      | 41,979      | 49,150      | 36,318      | 40,518      |
| Motor cars (including Taxicabs) . No.  | 161      | 84      | 62      | 26      | 13      | 5,00,829    | 2,27,124    | 1,44,942    | 72,814      | 40,503      |
| Motor cycles (including scooters) . . . . .  | 7        | 6       | 1       | 9       | ..      | 3,731       | 1,370       | 408         | 2,156       | ..          |
| Motor omnibuses, motor vans and motor lorries—   |          |         |         |         |         |             |             |             |             |             |
| Chassis . . . . .  | 21       | ..      | ..      | 1       | ..      | 28,666      | ..          | ..          | 1,964       | ..          |
| Parts of mechanically propelled vehicles and accessories (excluding rubber tyres) . Value    | —        | —       | —       | —       | —       | 1,97,727    | 67,854      | 98,313      | 61,976      | 29,091      |
| <b>Total Mechanically propelled vehicles (excluding railway locomotives and tractors)</b> .. | —        | —       | —       | —       | —       | 7,94,103    | 3,28,827    | 2,87,808    | 1,80,679    | 1,13,117    |
| Other Sorts . . . . .  | —        | —       | —       | —       | —       | 9,302       | 6,636       | 3,715       | 69          | 2,355       |
| <b>Total Vehicles, etc.</b> ..   | —        | —       | —       | —       | —       | 8,86,291    | 3,51,444    | 2,91,712    | 1,81,730    | 1,15,745    |
| POSTAL ARTICLES NOT SPECIFIED ..   | —        | —       | —       | —       | —       | 10,31,321   | 3,61,305    | 7,90,414    | 3,27,924    | 3,37,943    |
| ALL OTHER ARTICLES OF MERCHANDISE ..   | —        | —       | —       | —       | —       | 1,78,925    | 1,47,696    | 1,74,366    | 2,44,401    | 1,90,635    |
| <b>GRAND TOTAL</b> ..  | —        | —       | —       | —       | —       | 2,17,20,499 | 2,03,82,897 | 1,50,71,617 | 1,52,91,344 | 1,29,50,453 |

(a) Separately recorded from 1934-35.  
(b) Discontinued from 1934-35.  
\* Separately recorded in 1933-34 and discontinued from 1934-35.

## No. 13—continued

## FRANCE—continued

## EXPORTS THEREOF

## INDIAN MERCHANDISE

| ARTICLES   | QUANTITY |         |         |         |         | VALUE     |           |           |           |           |
|--|----------|---------|---------|---------|---------|-----------|-----------|-----------|-----------|-----------|
|  | 1931-32  | 1932-33 | 1933-34 | 1934-35 | 1935-36 | 1931-32   | 1932-33   | 1933-34   | 1934-35   | 1935-36   |
| APPAREL (including DRAPERY, UNIFORMS, AND ACCOUTREMENTS BUT excluding HOSIERY AND BOOTS AND SHOES) . . . Value | —        | —       | —       | —       | —       | 7,638     | 7,026     | 11,304    | 9,287     | 8,124     |
| BONES FOR MANUFACTURING PURPOSES . . . Cwts.   | 2,446    | 1,900   | 1,050   | 2,400   | 1,725   | 2,29,323  | 1,79,250  | 1,20,519  | 1,45,000  | 1,03,059  |
| BRISTLES . . . "   | 22       | ..      | ..      | 63      | 605     | 1,050     | 200       | ..        | 2,730     | 36,834    |
| BUILDING AND ENGINEERING MATERIALS . . . Value   | —        | —       | —       | —       | —       | 2,905     | 6,585     | 9,182     | 71,890    | 99,630    |
| COFFEE . . . Cwts.   | 43,070   | 54,331  | 60,188  | 52,995  | 82,804  | 25,57,137 | 32,19,464 | 31,29,278 | 24,90,642 | 35,97,187 |
| COIR—  |          |         |         |         |         |           |           |           |           |           |
| Unmanufactured . Tons  | ..       | ..      | ..      | ..      | 70      | ..        | ..        | ..        | ..        | 11,730    |
| Manufactures—  |          |         |         |         |         |           |           |           |           |           |
| Coir yarn (a) . . Cwts.  | —        | —       | 53,273  | 51,628  | 44,022  | —         | —         | 5,15,338  | 5,28,420  | 4,47,812  |
| Other sorts . . . "  | 72,180   | 75,000  | 28      | ..      | 1       | 9,16,442  | 7,39,176  | ..        | 5         | 38        |
| Total Coir Manufactures ..   | 72,180   | 75,000  | 53,300  | 51,628  | 44,023  | 9,16,442  | 7,39,176  | 5,15,338  | 5,28,425  | 4,47,851  |
| DRUGS AND MEDICINES (excluding CHEMICALS AND NARCOTICS)—   |          |         |         |         |         |           |           |           |           |           |
| Nux Vomica (Strychnia) Cwts.   | 870      | 781     | 513     | 2,020   | 29      | 5,151     | 3,065     | 2,028     | 12,070    | 133       |
| Senna . . . "  | 5,149    | 3,698   | 6,634   | 6,598   | 9,241   | 75,135    | 1,20,534  | 73,049    | 81,398    | 1,13,087  |
| Other sorts . . . Value  | —        | —       | —       | —       | —       | 38,089    | 48,621    | 1,27,016  | 72,423    | 2,08,288  |
| Total Drugs and Medicines . . "  | —        | —       | —       | —       | —       | 1,18,375  | 1,67,820  | 2,08,888  | 1,65,891  | 3,21,508  |
| DYEING AND TANNING SUBSTANCES—   |          |         |         |         |         |           |           |           |           |           |
| Cutch and gambier . Cwts.  | 3,798    | 4,500   | 4,406   | 2,974   | 6,285   | 36,856    | 43,980    | 53,275    | 43,410    | 91,113    |
| Myrobalans . . . "   | 109,313  | 62,563  | 89,326  | 44,552  | 48,223  | 705,088   | 4,00,480  | 4,66,688  | 1,99,303  | 1,07,050  |
| Myrobalan extracts . . "   | 201      | 2,322   | ..      | ..      | ..      | 2,416     | 15,212    | ..        | ..        | ..        |
| Turmeric . . . "   | 6,496    | 7,697   | 8,370   | 6,306   | 6,360   | 62,550    | 1,05,260  | 88,469    | 76,749    | 78,493    |
| Other sorts (including lac dye) . . "  | 3,235    | 3,448   | 9,772   | 9,423   | 6,182   | 43,995    | 28,395    | 1,00,668  | 1,30,365  | 71,648    |
| Total Dyeing and Tanning substances . . "  | 123,041  | 80,428  | 111,774 | 63,755  | 67,020  | 3,80,905  | 5,08,327  | 7,08,286  | 4,49,827  | 4,08,313  |
| FIBRE FOR BRUSHES AND BROOMS . Tons  | 192      | 282     | 214     | 199     | 254     | 66,227    | 73,078    | 59,960    | 57,874    | 83,832    |
| FRUITS AND VEGETABLES Value  | —        | —       | —       | —       | —       | 3,19,124  | 91,997    | 4,02,692  | 1,08,823  | 1,37,227  |
| GRAIN, PULSE AND FLOUR—  |          |         |         |         |         |           |           |           |           |           |
| Pulse—   |          |         |         |         |         |           |           |           |           |           |
| Gram . . . Tons  | 6,168    | 10,831  | 13,216  | ..      | ..      | 5,45,598  | 14,85,411 | 15,20,572 | ..        | ..        |
| Othersorts . . . "   | ..       | 276     | 75      | ..      | ..      | 78        | 20,131    | 8,222     | 57        | 61        |
| Total Pulse . . . "  | 6,168    | 17,107  | 13,291  | ..      | ..      | 5,45,676  | 15,05,542 | 15,28,894 | 57        | 61        |
| Rice, not in the husk—   |          |         |         |         |         |           |           |           |           |           |
| Boiled rice . . . "  | ..       | 156     | 158     | 106     | 110     | ..        | 16,977    | 14,198    | 11,557    | 13,590    |
| Cleaned rice . . . "   | 900      | 429     | 576     | 798     | 152     | 1,29,310  | 43,638    | 55,346    | 79,689    | 18,812    |
| Broken cleaned rice . . "  | 750      | ..      | ..      | ..      | ..      | 26,180    | ..        | ..        | ..        | ..        |
| Total Rice not in the husk ..  | 1,650    | 585     | 734     | 904     | 262     | 1,55,440  | 60,615    | 69,544    | 91,246    | 32,402    |
| Other sorts . . . . "  | 10       | 14      | 74      | 120     | 31      | 1,306     | 1,552     | 9,559     | 16,330    | 3,206     |
| Total Grain, Pulse, and flour . . . . "  | 7,828    | 17,706  | 19,099  | 1,024   | 293     | 7,02,432  | 15,67,709 | 16,07,997 | 1,08,033  | 35,608    |
| GUMS AND RESINS . . . Cwts.  | 1,125    | 479     | 466     | 779     | 1,840   | 25,013    | 10,300    | 14,525    | 29,026    | 70,947    |

(a) Separately recorded from 1933-34.

No. 13—continued  
FRANCE—continued  
EXPORTS THERE TO—continued

## INDIAN MERCHANDISE—continued

| ARTICLES  | QUANTITY                    |                             |                               |                           |                               | VALUE     |           |           |           |           |
|---|-----------------------------|-----------------------------|-------------------------------|---------------------------|-------------------------------|-----------|-----------|-----------|-----------|-----------|
|   | 1931-32                     | 1932-33                     | 1933-34                       | 1934-35                   | 1935-36                       | 1931-32   | 1932-33   | 1933-34   | 1934-35   | 1935-36   |
| HARDWARE AND CUTLERY<br>(including PLATEDWARE) . Value                        | —                           | —                           | —                             | —                         | —                             | ₹ 497     | ₹ 12,512  | ₹ 400     | ₹ 235     | ₹ 2,160   |
| HIDES AND SKINS, RAW—<br>Hides, raw—  |                             |                             |                               |                           |                               |           |           |           |           |           |
| Buffalo hides   | Tons 11<br>—No. —1,155      | Tons 6<br>—No. —560         | Tons 31<br>—No. —1,050        | Tons 22<br>—No. —4,438    | Tons 92<br>—No. —32,503       | 7,039     | 3,553     | 4,960     | 8,944     | 41,739    |
| Cow hides   | Tons 18<br>—No. —4,152      | Tons ..<br>—No. ..          | Tons 324<br>—No. —65,001      | Tons 178<br>—No. —54,200  | Tons 830<br>—No. —231,662     |           |           |           |           |           |
| Other hides   | Tons 9<br>—No. —7,300       | Tons 1<br>—No. —1,425       | Tons 2<br>—No. —800           | Tons 5<br>—No. —2,400     | Tons 5<br>—No. —3,000         | 6,539     | 700       | 2,274     | 2,220     | 1,054     |
| Total Hides, raw  | Tons 38<br>—No. —12,607     | Tons 7<br>—No. —1,985       | Tons 357<br>—No. —67,751      | Tons 205<br>—No. —61,033  | Tons 936<br>—No. —267,165     |           |           |           |           |           |
| Skins, raw—   |                             |                             |                               |                           |                               |           |           |           |           |           |
| Goat skins  | Tons 399<br>—No. —749,716   | Tons 355<br>—No. —776,475   | Tons 399<br>—No. —597,992     | Tons 231<br>—No. —445,349 | Tons 347<br>—No. —582,619     | 10,85,658 | 8,07,711  | 5,73,863  | 4,46,808  | 5,10,432  |
| Sheep skins   | Tons 68<br>—No. —88,625     | Tons 26<br>—No. —46,225     | Tons 130<br>—No. —192,714     | Tons 67<br>—No. —130,877  | Tons 58<br>—No. —92,050       |           |           |           |           |           |
| Other skins   | Tons 198<br>—No. —542,491   | Tons 151<br>—No. —1,343,545 | Tons 131<br>—No. —1,065,302   | Tons 32<br>—No. —134,620  | Tons 24<br>—No. —71,355       | 3,70,422  | 12,26,752 | 10,82,120 | 1,45,805  | 48,690    |
| Total Hides and Skins,<br>raw (excluding cuttings<br>of hides and skins, raw) | Tons 703<br>—No. —1,398,439 | Tons 539<br>—No. —2,168,230 | Tons 1,008<br>—No. —1,623,759 | Tons 535<br>—No. —761,879 | Tons 1,365<br>—No. —1,013,789 |           |           |           |           |           |
| HORNS, TIPS AND PIECES OF<br>HORN . . . . . Cwts.                             | 2,459                       | 12,893                      | 6,722                         | 5,622                     | 2,437                         | 13,340    | 47,563    | 25,044    | 27,116    | 13,770    |
| KAROK . . . . . "   | 2,058                       | 593                         | 935                           | 832                       | 1,075                         | 68,727    | 17,693    | 22,355    | 20,111    | 25,348    |
| LAC—  |                             |                             |                               |                           |                               |           |           |           |           |           |
| Button . . . . . "  | 830                         | 1,084                       | 831                           | 546                       | 1,720                         | 49,512    | 48,740    | 29,319    | 30,089    | 67,754    |
| Seed . . . . . "  | 1,378                       | 2,276                       | 2,285                         | 967                       | 1,624                         | 50,916    | 62,490    | 54,349    | 48,872    | 51,937    |
| Shell . . . . . "   | 9,895                       | 11,049                      | 12,249                        | 7,833                     | 9,199                         | 4,22,257  | 3,46,002  | 3,86,070  | 4,72,722  | 3,30,389  |
| Other kinds (excluding<br>lac dye) . . . . . "                                | 625                         | 410                         | 205                           | 410                       | 243                           | 9,085     | 2,510     | 1,258     | 3,314     | 1,645     |
| Total Lac . . . . . "   | 12,778                      | 14,819                      | 15,570                        | 9,811                     | 12,702                        | 5,31,870  | 4,59,847  | 4,71,596  | 5,69,997  | 4,00,675  |
| LEATHER—  |                             |                             |                               |                           |                               |           |           |           |           |           |
| Skins, tanned or dressed—   |                             |                             |                               |                           |                               |           |           |           |           |           |
| Goat skins . . . . . Tons   | 13                          | 9                           | 39                            | 15                        | 53                            | 86,118    | 50,549    | 1,97,558  | 95,195    | 2,51,679  |
| Sheep skins . . . . . "   | ..                          | ..                          | ..                            | 1                         | 6                             | ..        | 205       | 50        | 9,751     | 33,293    |
| Other skins . . . . . "   | 4                           | ..                          | ..                            | ..                        | ..                            | 60,409    | 12,970    | 8,579     | ..        | ..        |
| Total Hides and Skins, tanned<br>or dressed . . . . . "                       | 17                          | 9                           | 39                            | 16                        | 59                            | 1,46,527  | 63,724    | 2,06,187  | 1,04,946  | 2,84,972  |
| MANURES—  |                             |                             |                               |                           |                               |           |           |           |           |           |
| Bones for manurial pur-<br>poses . . . . . "                                  | 1,211                       | 395                         | 195                           | 878                       | 1,096                         | 1,39,396  | 32,360    | 19,514    | 58,990    | 47,329    |
| Bonemeal . . . . . "  | 290                         | ..                          | ..                            | ..                        | 208                           | 84,529    | ..        | ..        | ..        | 9,857     |
| Hornmeal . . . . . "  | 100                         | 10                          | ..                            | ..                        | ..                            | 12,000    | 800       | ..        | ..        | ..        |
| Other kinds . . . . . "   | 25                          | 71                          | 425                           | 63                        | 87                            | 25        | 6,005     | 28,093    | 2,360     | 3,502     |
| Total Manures . . . . . "   | 1,626                       | 476                         | 620                           | 941                       | 1,391                         | 1,85,949  | 39,665    | 42,607    | 62,550    | 60,688    |
| METALS AND ORES—  |                             |                             |                               |                           |                               |           |           |           |           |           |
| Chromite (chrome iron<br>ore) . . . . . "                                     | 395                         | 1,418                       | 1,987                         | 1,946                     | 1,213                         | 14,850    | 52,539    | 30,882    | 57,476    | 33,455    |
| Ferruginous manganese<br>ore . . . . . "                                      | 2,000                       | ..                          | ..                            | ..                        | ..                            | 16,000    | ..        | ..        | ..        | ..        |
| Manganese ore . . . . . "   | 80,335                      | 74,591                      | 60,954                        | 112,919                   | 118,787                       | 17,87,140 | 16,83,486 | 10,60,251 | 17,75,671 | 20,68,628 |
| Wolfram ore . . . . . "   | 25                          | ..                          | ..                            | 100                       | 101                           | 17,710    | ..        | ..        | 1,56,660  | 1,39,150  |
| Metals and Ores,<br>unenumerated . . . . . "                                  | 206                         | 318                         | 193                           | 332                       | 1,038                         | 22,873    | 18,669    | 10,415    | 14,738    | 40,842    |
| Total Metals and Ores . . . . . "   | 82,951                      | 76,327                      | 62,234                        | 115,207                   | 121,139                       | 18,58,573 | 17,54,396 | 11,01,548 | 20,04,745 | 22,32,075 |
| MICA—   |                             |                             |                               |                           |                               |           |           |           |           |           |
| in blocks . . . . . Cwts.   | 184                         | 202                         | 292                           | 474                       | 1,009                         | 49,423    | 58,199    | 56,048    | 90,021    | 1,67,370  |
| " splittings . . . . . "  | 2,463                       | 816                         | 779                           | 1,754                     | 3,332                         | 23,553    | 39,118    | 40,542    | 1,07,368  | 1,99,793  |
| Total Mica . . . . . "  | 2,647                       | 1,018                       | 1,071                         | 2,228                     | 4,341                         | 72,976    | 97,317    | 96,590    | 1,97,389  | 3,67,163  |

No. 13—continued  
FRANCE—continued  
EXPORTS THERE TO—continued

INDIAN MERCHANDISE—continued

| ARTICLES  | QUANTITY |         |         |         |         | VALUE       |             |             |             |             |
|---|----------|---------|---------|---------|---------|-------------|-------------|-------------|-------------|-------------|
|   | 1931-32  | 1932-33 | 1933-34 | 1934-35 | 1935-36 | 1931-32     | 1932-33     | 1933-34     | 1934-35     | 1935-36     |
| <b>OILS—</b>  |          |         |         |         |         |             |             |             |             |             |
| Essential—  |          |         |         |         |         |             |             |             |             |             |
| Lemon grass oil . Gals.   | 10,997   | 2,772   | 5,280   | 10,570  | 18,289  | 1,00,215    | 26,996      | 65,884      | 1,68,154    | 2,44,913    |
| Palmerosa . . . . .   | 195      | 807     | 195     | 602     | 307     | 7,909       | 13,150      | 9,350       | 17,512      | 9,350       |
| Sandalwood oil . . . . .  | 2,622    | ..      | ..      | 56      | 44      | 4,01,221    | ..          | ..          | 6,225       | 4,000       |
| Other sorts . . . . .   | 88       | 1       | ..      | ..      | ..      | 8,133       | 960         | ..          | ..          | ..          |
| Total Essential . . . . .   | 13,902   | 3,080   | 5,475   | 11,128  | 18,640  | 5,12,568    | 41,106      | 75,234      | 1,86,891    | 2,58,169    |
| <b>OIL CAKES—</b>   |          |         |         |         |         |             |             |             |             |             |
| Linseed cake . . . Tons   | ..       | 646     | 241     | ..      | ..      | ..          | 45,757      | 15,807      | ..          | ..          |
| Rape and Sesamum cake . . .   | 94       | ..      | ..      | ..      | ..      | 10,350      | ..          | ..          | ..          | ..          |
| Others . . . . .  | ..       | ..      | 156     | 69      | ..      | ..          | ..          | 8,948       | 3,142       | ..          |
| Total Oil cakes . . . . .   | 94       | 646     | 397     | 69      | ..      | 10,350      | 45,757      | 24,253      | 3,142       | ..          |
| <b>PAINTS AND PAINTERS' MATERIALS</b> . . . Value                       | ..       | ..      | ..      | ..      | ..      | 18,005      | ..          | ..          | ..          | ..          |
| <b>PARAFFIN WAX</b> . . . Tons  | 237      | 570     | 495     | 70      | 156     | 99,540      | 2,43,257    | 2,07,900    | 29,400      | 65,730      |
| <b>PERFUMERY (not being perfumed spirit) including musk</b> . . . Value | ..       | ..      | ..      | ..      | ..      | 4,097       | 1,000       | 4,450       | 579         | 27,623      |
| <b>PLANTS, LIVING (including bulbs)</b> . . . . .                       | ..       | ..      | ..      | ..      | ..      | 3,565       | 6,140       | 17,165      | 28,677      | 24,450      |
| <b>RUBBER—</b>  |          |         |         |         |         |             |             |             |             |             |
| Raw . . . . . Lbs.  | ..       | 33,800  | 300,170 | ..      | 444,708 | ..          | 14,000      | 36,846      | ..          | 1,16,775    |
| <b>SEEDS—</b>   |          |         |         |         |         |             |             |             |             |             |
| Oil-seeds—  |          |         |         |         |         |             |             |             |             |             |
| Essential . . . . . Tons  | 208      | 0       | 70      | 47      | 47      | 77,680      | 2,030       | 13,400      | 8,820       | 9,170       |
| Non-essential—  |          |         |         |         |         |             |             |             |             |             |
| Castor . . . . . Tons   | 20,280   | 16,758  | 13,025  | 9,180   | 14,578  | 30,91,825   | 24,14,425   | 16,24,017   | 11,65,271   | 20,72,920   |
| Groundnuts . . . . .  | 223,241  | 219,447 | 188,080 | 99,262  | 140,607 | 3,58,42,651 | 3,67,98,453 | 2,32,97,705 | 1,16,87,807 | 2,28,67,278 |
| Linseed . . . . .   | 44,213   | 21,611  | 42,603  | 13,714  | 7,580   | 55,21,450   | 25,01,495   | 51,23,695   | 16,94,167   | 10,13,137   |
| Mustard . . . . .   | 1,528    | 1,870   | 1,995   | 1,562   | 1,493   | 3,43,310    | 3,20,715    | 3,12,506    | 2,78,941    | 2,80,114    |
| Niger . . . . .   | 5        | 5       | 15      | 20      | 95      | 653         | 760         | 2,170       | 2,008       | 11,861      |
| Poppy . . . . .   | 104      | 75      | 403     | ..      | ..      | 16,575      | 16,312      | 79,620      | ..          | ..          |
| Rape . . . . .  | 5,613    | 3,305   | 11,073  | 5,103   | 3,274   | 7,21,600    | 10,41,446   | 12,51,570   | 6,01,433    | 4,36,255    |
| Sesamum (oil or linseed) . . .  | 90       | 183     | 167     | 62      | ..      | 13,500      | 31,251      | 23,454      | 9,540       | ..          |
| Other sorts . . . . .   | 138      | 75      | ..      | 24      | ..      | 29,784      | 13,944      | ..          | 2,445       | ..          |
| Other than oil-seeds . . . . .  | 32       | 193     | 172     | 227     | 287     | 7,450       | 41,845      | 41,195      | 68,068      | 92,448      |
| Total Seeds . . . . .   | 295,512  | 268,561 | 257,803 | 129,291 | 168,055 | 4,51,71,983 | 4,31,77,166 | 3,17,69,341 | 1,55,13,480 | 2,67,83,192 |
| <b>SPICES—</b>  |          |         |         |         |         |             |             |             |             |             |
| Cardamoms . . . . . Cwts.   | ..       | ..      | 7       | 216     | 10      | ..          | ..          | 1,104       | 11,515      | 2,038       |
| Onion . . . . .   | 160      | 1,575   | 454     | 10      | 2       | 2,380       | 25,015      | 6,528       | 50          | 20          |
| Pepper . . . . .  | 2,817    | 1,061   | 200     | 460     | ..      | 1,06,063    | 37,090      | 5,750       | 16,085      | ..          |
| Other sorts . . . . .   | ..       | ..      | ..      | ..      | 1       | ..          | ..          | ..          | 80          | 110         |
| Total Spices . . . . .  | 2,977    | 2,636   | 661     | 686     | 13      | 1,08,063    | 62,105      | 13,382      | 27,630      | 2,168       |
| <b>TEA, BLACK</b> . . . . . Lbs.  | 192,261  | 355,555 | 245,535 | 84,669  | 102,764 | 1,14,460    | 2,72,274    | 1,41,164    | 50,706      | 61,513      |
| <b>TEXTILES—</b>  |          |         |         |         |         |             |             |             |             |             |
| Cotton—   |          |         |         |         |         |             |             |             |             |             |
| Raw . . . . . Tons  | 14,399   | 21,277  | 23,690  | 26,391  | 29,628  | 78,76,661   | 1,16,98,797 | 1,53,13,731 | 1,35,23,764 | 1,51,81,473 |
| Waste . . . . . Cwts.   | 9,561    | 23,300  | 10,311  | 15,765  | 27,623  | 1,05,915    | 3,66,744    | 1,33,991    | 2,52,361    | 4,14,160    |
| Cotton manufactures—  |          |         |         |         |         |             |             |             |             |             |
| Hondkerchiefs and shawls in the piece . . . No.                         | 2,560    | 10,888  | 17,184  | 5,152   | 896     | 3,200       | 7,209       | 10,232      | 3,920       | 3,008       |
| Piecegoods . . . . . Yds.   | ..       | 1,840   | 7,200   | 30,640  | 2,000   | ..          | 1,150       | 1,500       | 33,000      | 600         |
| Other sorts . . . . . Value   | ..       | ..      | ..      | ..      | ..      | ..          | ..          | 150         | ..          | 100         |
| Total Cotton Manufactures (including twist and yarn) . . . . .          | ..       | ..      | ..      | ..      | ..      | 3,200       | 8,359       | 11,882      | 37,520      | 3,708       |



No. 13—continued

FRANCE—continued

EXPORTS THERETO—continued

## INDIAN MERCHANDISE—concluded

| ARTICLES                                    | QUANTITY |         |         |         |         | VALUE       |             |             |             |             |
|---|----------|---------|---------|---------|---------|-------------|-------------|-------------|-------------|-------------|
|   | 1931-32  | 1932-33 | 1933-34 | 1934-35 | 1935-36 | R           | R           | R           | R           | R           |
| <b>TEXTILES—continued</b>                   |          |         |         |         |         |             |             |             |             |             |
| <b>Hemp, (chiefly sann)—</b>                |          |         |         |         |         |             |             |             |             |             |
| Raw . . . . Cwts.                           | 3,004    | 0,322   | 20,029  | 12,142  | 67,332  | 37,700      | 1,04,108    | 1,74,442    | 95,414      | 5,09,210    |
| <b>Jute—</b>                                |          |         |         |         |         |             |             |             |             |             |
| Raw . . . . Tons                            | 51,869   | 68,914  | 83,666  | 83,058  | 75,207  | 99,34,143   | 1,15,57,201 | 1,24,62,522 | 1,21,75,249 | 1,37,47,880 |
| <b>Manufactures—</b>                        |          |         |         |         |         |             |             |             |             |             |
| Sacking Gunny bags No.                      | 748,785  | 685,102 | 679,175 | 650,000 | 684,600 | 1,35,999    | 1,33,532    | 1,65,806    | 1,72,703    | 1,76,134    |
| Hessian Gunny Cloth . . Yard,               | ..       | ..      | ..      | ..      | 120,000 | ..          | ..          | ..          | ..          | 12,450      |
| <b>Silk—</b>                                |          |         |         |         |         |             |             |             |             |             |
| Chacam or waste . Lbs.)                     | 286,175  | 42,384  | 161,783 | 174,317 | 291,747 | 1,13,863    | 11,646      | 40,348      | 37,904      | 73,340      |
| Other sorts . . . .                         | 8,595    | ..      | ..      | ..      | ..      | 12,879      | ..          | ..          | ..          | ..          |
| Total silk, raw . . .                       | 294,770  | 42,384  | 161,783 | 174,317 | 291,747 | 1,26,742    | 11,646      | 40,348      | 37,904      | 73,340      |
| <b>Wool—</b>                                |          |         |         |         |         |             |             |             |             |             |
| Raw . . . . Lbs.                            | 249,974  | 449,655 | 947,914 | 581,800 | 239,041 | 1,23,668    | 1,39,655    | 3,56,470    | 1,75,156    | 77,565      |
| <b>Other textile—</b>                       |          |         |         |         |         |             |             |             |             |             |
| Raw . . . . Cwts.                           | ..       | ..      | 878     | 2,307   | ..      | ..          | ..          | 6,150       | 19,380      | ..          |
| <b>WOOD AND TIMBER—</b>                     |          |         |         |         |         |             |             |             |             |             |
| <b>Timber, other than railway sleepers—</b> |          |         |         |         |         |             |             |             |             |             |
| Teak wood . Cubic Tons                      | 40       | 25      | 7       | 106     | 123     | 15,000      | 5,557       | 1,060       | 22,105      | 24,010      |
| Sandal Wood . . . .                         | 8        | 14      | 2       | 4       | 6       | 13,100      | 23,404      | 3,075       | 4,400       | 6,800       |
| Other kinds of wood and timber . Value      | —        | —       | —       | —       | —       | ..          | 29,773      | 61,444      | 79,929      | 2,36,123    |
| <b>FODDER ARTICLES</b>                      |          |         |         |         |         |             |             |             |             |             |
| ALL OTHER ARTICLES OF MERCHANDISE . . .     | —        | —       | —       | —       | —       | 14,09,585   | 12,95,131   | 18,30,555   | 21,19,131   | 28,15,463   |
| GRAND TOTAL . . . .                         | —        | —       | —       | —       | —       | 7,68,55,789 | 8,07,61,662 | 7,37,15,375 | 5,29,19,933 | 7,15,34,103 |

No. 13—continued  
FRANCE—concluded  
EXPORTS THERETO—concluded

FOREIGN MERCHANDISE

| ARTICLES   | QUANTITY |         |         |         |         | VALUE       |             |             |             |             |
|--|----------|---------|---------|---------|---------|-------------|-------------|-------------|-------------|-------------|
|  | 1931-32  | 1932-33 | 1933-34 | 1934-35 | 1935-36 | 1931-32     | 1932-33     | 1933-34     | 1934-35     | 1935-36     |
|  |          |         |         |         |         | B           | B           | B           | B           | B           |
| APPAREL (including DRESSY, UNIFORMS, ACCOUTREMENTS, BUT excluding HOSIERY AND BOOTS AND SHOES) . . . Value             | —        | —       | —       | —       | —       | 19,532      | 17,343      | 5,810       | 10,180      | 11,784      |
| CANES AND BATTANS . . . Cwts.  | 789      | 836     | ..      | ..      | ..      | 16,600      | 17,700      | ..          | ..          | ..          |
| DRUGS AND MEDICINES . . . Value  | —        | —       | —       | —       | —       | 5,843       | 1,623       | 3,633       | 19,366      | 6,860       |
| FRUITS AND VEGETABLES . . . "  | —        | —       | —       | —       | —       | 60,366      | 5,982       | 1,340       | 8,325       | 6,592       |
| FURNITURE AND CABINET-WARE . . . "   | —        | —       | —       | —       | —       | 12,920      | 40          | 4,350       | 50          | 1,150       |
| GUMS AND RESINS—   |          |         |         |         |         |             |             |             |             |             |
| Oilbalm of frankincense Cwts.  | 3,338    | 3,173   | 2,776   | 3,044   | 5,424   | 77,864      | 56,431      | 41,055      | 39,750      | 74,159      |
| Other sorts . . . "  | 1,781    | 522     | 2,166   | 1,241   | 2,596   | 36,093      | 6,200       | 27,867      | 13,795      | 30,352      |
| Total Gums and Resins . . . "  | 4,959    | 2,695   | 4,942   | 4,285   | 8,020   | 1,14,857    | 62,721      | 68,922      | 53,545      | 1,04,511    |
| HARDWARE (excluding CUTLERY AND ELECTRO-PLATED WARE) . . . Value   | —        | —       | —       | —       | —       | 48,312      | 58,709      | 83,049      | 76,743      | 52,025      |
| INSTRUMENTS, APPARATUS, AND APPLIANCES, AND PARTS THEREOF . . . Value  | —        | —       | —       | —       | —       | 27,361      | 11,041      | 8,340       | 4,725       | 6,710       |
| JEWELLERY (excluding IMITATION JEWELLERY AND PRECIOUS STONES AND EMERALD UNSET), ALSO PLATE OF GOLD AND SILVER . . . " | —        | —       | —       | —       | —       | 17,453      | ..          | ..          | 2,500       | 2,849       |
| LIQUORS . . . . . Gals.  | 1,400    | 17      | 109     | 578     | 221     | 24,912      | 500         | 1,959       | 1,602       | 11,053      |
| MACHINERY AND MILL-WORK—   |          |         |         |         |         |             |             |             |             |             |
| Electrical machinery of all kinds . . . . . Value  | —        | —       | —       | —       | —       | ..          | ..          | ..          | 1,00,000    | 134         |
| Other sorts . . . . . "  | —        | —       | —       | —       | —       | 5,703       | 24,220      | 4,389       | 6,180       | 27,758      |
| Total Machinery and Mill-work . . . . . "  | —        | —       | —       | —       | —       | 5,703       | 24,220      | 4,389       | 1,06,180    | 27,892      |
| PERFUMERY (NOT BEING PREPARED SPIRITS) . . . "   | —        | —       | —       | —       | —       | 750         | 15,095      | 3,000       | ..          | 3,050       |
| PRECIOUS STONES AND PEARLS, UNSET . . . "  | —        | —       | —       | —       | —       | 2,300       | ..          | ..          | ..          | 26,500      |
| RUBBER MANUFACTURES . . . "  | —        | —       | —       | —       | —       | 14,527      | 44,891      | 50          | 493         | ..          |
| TEXTILES—  |          |         |         |         |         |             |             |             |             |             |
| Cotton—  |          |         |         |         |         |             |             |             |             |             |
| Raw . . . . . Tons   | ..       | ..      | ..      | 24      | ..      | ..          | ..          | ..          | 14,600      | ..          |
| Silk yarn, noils and warps . . . . . Lbs.  | ..       | ..      | ..      | ..      | 9,413   | ..          | ..          | ..          | ..          | 26,600      |
| Wool, raw . . . . . "  | 27,440   | 3,060   | 92,717  | 57,450  | ..      | 14,000      | 3,800       | 25,200      | 20,760      | ..          |
| " manufactures . . . Value   | —        | —       | —       | —       | —       | 38,752      | 15,330      | 800         | ..          | 591         |
| VEHICLES (excluding LOCOMOTIVES, ETC., FOR RAILWAYS)—  |          |         |         |         |         |             |             |             |             |             |
| Carriages and carts (including railway carriages), and parts thereof . . . "   | —        | —       | —       | —       | —       | 8,559       | 24,300      | 4,625       | 14,603      | 3,432       |
| Other sorts . . . . . "  | —        | —       | —       | —       | —       | 64,775      | 38,663      | 38,747      | 52,223      | 84,873      |
| POSTAL ARTICLES . . . . . "  | —        | —       | —       | —       | —       | 1,38,665    | 1,60,747    | 3,28,435    | 2,69,629    | 39,041      |
| ALL OTHER ARTICLES OF MERCHANDISE . . . . . "  | —        | —       | —       | —       | —       | 1,81,047    | 22,538      | 41,123      | 38,096      | 12,750      |
| GRAND TOTAL . . . . . "  | —        | —       | —       | —       | —       | 8,10,324    | 5,24,068    | 6,18,332    | 6,88,624    | 4,80,041    |
| GRAND TOTAL OF INDIAN AND FOREIGN MERCHANDISE . . . . . "  | —        | —       | —       | —       | —       | 7,71,66,013 | 8,19,85,700 | 7,43,34,237 | 5,36,08,557 | 7,20,14,236 |

No. 13—continued  
SPAIN  
IMPORTS THEREFROM

| ARTICLES   | QUANTITY                 |                         |                         |                          |                          | VALUE                      |                            |                              |                              |                              |
|--|--------------------------|-------------------------|-------------------------|--------------------------|--------------------------|----------------------------|----------------------------|------------------------------|------------------------------|------------------------------|
|  | 1931-32                  | 1932-33                 | 1933-34                 | 1934-35                  | 1935-36                  | 1931-32                    | 1932-33                    | 1933-34                      | 1934-35                      | 1935-36                      |
|  |                          |                         |                         |                          |                          | R                          | R                          | R                            | R                            | R                            |
| ARMS, AMMUNITION AND MILITARY STORES—<br>Fire arms, and parts thereof—<br>Fire arms . . . . . No.<br>ROBBINS . . . . . Value   | 86                       | 59                      | 127                     | 122                      | 246                      | 6,941<br>9,058             | 3,885<br>9,251             | 7,027<br>2,537               | 7,198<br>26,230              | 12,380<br>22,410             |
| CHEMICALS AND CHEMICAL PREPARATIONS (excluding CHEMICAL MANURES AND MEDICINES—<br>ACID—<br>Tartaric . . . . . Cwts.  | ..                       | 44                      | 100                     | 321                      | 599                      | ..                         | 3,477                      | 11,261                       | 52,932                       | 36,044                       |
| CORK MANUFACTURES . . . . .  | 665                      | 710                     | 657                     | 1,868                    | 1,776                    | 60,014                     | 1,15,574                   | 1,22,201                     | 1,48,632                     | 1,52,256                     |
| DYING AND TANNING SUBSTANCES—<br>Cochineal . . . . . Cwts.<br>Saffron . . . . . Lbs.<br>Other sorts . . . . . Value<br>Total Dyeing and Tanning substances . . . . .   | 808<br>89,604            | 900<br>44,618           | 1,131<br>48,383         | 342<br>49,568            | 204<br>34,200            | 1,30,965<br>9,11,389       | 1,25,335<br>9,81,168       | 1,28,650<br>10,91,307<br>810 | 30,066<br>10,25,592<br>2,089 | 22,750<br>6,77,457<br>..     |
| FIREWORKS . . . . . lbs.   | 1,870                    | 2,204                   | 7,134                   | 27,250                   | 41,477                   | 1,842                      | 1,392                      | 7,755                        | 25,380                       | 33,274                       |
| FRUITS AND VEGETABLES: DRIED, SALTED OR PRESERVED, NOT BEING CANNED OR BOTTLED—<br>Almonds . . . . . Tons<br>Other sorts of fruits and vegetables . . . . . Value<br>Total fruits and vegetables . . . . .   | 725                      | 632                     | 382                     | 715                      | 631                      | 3,77,040                   | 3,35,802                   | 1,95,016                     | 3,04,818                     | 3,72,911                     |
| GLASS AND GLASSWARE—<br>Beads and false pearls Cwts.<br>Other glassware . . . . . Value<br>Total Glass and Glassware . . . . .   | 41                       | 2                       | 20                      | 22                       | 18                       | 45,497                     | 3,854                      | 23,889                       | 27,350                       | 13,100                       |
| LIQUORS (including METHYLATED AND PERFUMED SPIRITS—<br>Wines—<br>Still red wines other than port<br>Sherry, Madeira, and Marsala . . . . .<br>Other sorts . . . . .<br>Total Wines . . . . .<br>Other sorts of liquors . . . . .<br>Total Liquors . . . . .  | 10,909<br>4,259<br>3,393 | 7,067<br>3,589<br>2,812 | 8,000<br>6,138<br>2,042 | 7,688<br>11,040<br>4,715 | 6,722<br>18,185<br>6,237 | 27,478<br>45,960<br>12,040 | 19,257<br>50,553<br>11,412 | 20,555<br>79,489<br>7,724    | 19,701<br>1,07,390<br>15,471 | 16,830<br>1,02,067<br>19,619 |
| MACHINERY AND MILLWORK—<br>Textile machinery—<br>Cotton—<br>Spinning machinery, Value<br>Jute<br>MANURES—<br>Muriate of Potash . . . . . Tons<br>METALS AND ORES—<br>Quick silver . . . . . Lbs.<br>SALT . . . . . Tons<br>STONE AND MARBLE . . . . .<br>POSTAL ARTICLES NOT SPECIFIED . . . . . Value<br>ALL OTHER ARTICLES OF MERCHANDISE . . . . .<br>GRAND TOTAL . . . . . | ..                       | 800                     | ..                      | ..                       | ..                       | 1,51,738                   | 1,89,862                   | 2,41,858                     | 2,78,309                     | 3,00,228                     |
| ..   | 1,900                    | 17,501                  | 23,245                  | 43,843                   | 1,15,091                 | 8,076                      | 57,096                     | 52,882                       | 99,048                       | 2,46,175                     |
| ..   | 3,781                    | 27,828                  | 2,289                   | 1,001                    | ..                       | 67,389                     | 4,09,462                   | 31,778                       | 13,607                       | ..                           |
| ..   | ..                       | ..                      | ..                      | ..                       | ..                       | ..                         | ..                         | ..                           | ..                           | ..                           |
| ..   | ..                       | ..                      | ..                      | ..                       | ..                       | 350                        | 115                        | 371                          | 189                          | ..                           |
| ..   | ..                       | ..                      | ..                      | ..                       | ..                       | 42,924                     | 54,093                     | 42,137                       | 1,30,061                     | 83,135                       |
| ..   | ..                       | ..                      | ..                      | ..                       | ..                       | 19,19,699                  | 24,81,103                  | 20,90,828                    | 24,12,325                    | 22,03,805                    |

EXPORTS THERETO

INDIAN MERCHANDISE

| ARTICLES   | QUANTITY     |              |               |              |               | VALUE           |                 |                 |                 |                 |
|--|--------------|--------------|---------------|--------------|---------------|-----------------|-----------------|-----------------|-----------------|-----------------|
|  | 1931-32      | 1932-33      | 1933-34       | 1934-35      | 1935-36       | 1931-32         | 1932-33         | 1933-34         | 1934-35         | 1935-36         |
|  |              |              |               |              |               | R               | R               | R               | R               | R               |
| COIR MANUFACTURED—<br>Coir yarn (a) . . . . . Cwts.<br>Other sorts . . . . .   | 2,280        | 1,630        | 2,349<br>11   | 2,400        | 5,715         | 35,220          | 17,070          | 28,983          | 25,140          | 60,840          |
| TOTAL COIR MANUFACTURED (excluding ROPE) . . . . .                             | 2,280        | 1,630        | 2,360         | 2,490        | 5,715         | 35,220          | 17,070          | 28,983          | 25,140          | 60,840          |
| DYING AND TANNING SUBSTANCES—<br>Syrobalans . . . . .<br>Other sorts . . . . . | 7,554<br>300 | 14,842<br>80 | 11,009<br>175 | 5,401<br>324 | 10,010<br>220 | 44,529<br>2,516 | 87,070<br>1,718 | 65,857<br>2,237 | 32,410<br>4,883 | 60,060<br>2,701 |
| Total Dyeing and Tanning substances . . . . .                                  | 7,754        | 14,922       | 11,184        | 5,725        | 10,230        | 47,045          | 88,789          | 68,094          | 37,093          | 62,761          |

(a) Separately recorded from 1933-34.

No. 13—continued

SPAIN—continued

EXPORTS THERE TO—continued

INDIAN MERCHANDISE—continued

| ARTICLES                          | QUANTITY |         |         |         |         | VALUE   |             |             |             |             |             |
|-----------------------------------|----------|---------|---------|---------|---------|---------|-------------|-------------|-------------|-------------|-------------|
|                                   | 1931-32  | 1932-33 | 1933-34 | 1934-35 | 1935-36 | 1931-32 | 1932-33     | 1933-34     | 1934-35     | 1935-36     |             |
| FIBRE OR BRUSHES AND BROOMS       | Tons     | 59      | 84      | 60      | 168     | 184     | 16,850      | 10,374      | 13,852      | 33,540      | 23,155      |
| GRAIN PULSES AND FLOUR—           |          |         |         |         |         |         |             |             |             |             |             |
| Pulse—                            |          |         |         |         |         |         |             |             |             |             |             |
| Gram                              |          |         |         | 395     |         |         |             |             | 30,908      |             |             |
| HIDES AND SKINS, RAW—             |          |         |         |         |         |         |             |             |             |             |             |
| Hides, raw—                       |          |         |         |         |         |         |             |             |             |             |             |
| Buffalo hides                     | Tons     | 24      | 31      | 2       | 30      | 9       | 10,904      | 8,802       | 1,177       | 15,580      | 4,365       |
|                                   | =No.     | 15,200  | 3,900   | 550     | 13,450  | 2,071   |             |             |             |             |             |
|                                   | Tons     | 1,195   | 688     | 591     | 493     | 681     |             |             |             |             |             |
| Cow hides                         | Tons     | 230,080 | 157,526 | 147,437 | 133,029 | 161,207 | 7,44,705    | 5,53,230    | 5,28,844    | 3,90,205    | 4,13,634    |
|                                   | =No.     | 102     | 133     | 131     | 56      | 147     |             |             |             |             |             |
| Calf skins                        | Tons     | 39,773  | 53,365  | 55,894  | 20,975  | 00,340  | 78,608      | 74,069      | 86,105      | 27,032      | 1,17,767    |
|                                   | =No.     | 1,321   | 852     | 724     | 570     | 817     |             |             |             |             |             |
| Total Hides, raw                  | Tons     | 335,062 | 214,791 | 201,851 | 162,454 | 225,087 | 8,34,487    | 4,36,091    | 6,16,126    | 3,32,817    | 5,35,786    |
|                                   | =No.     |         |         |         |         |         |             |             |             |             |             |
| Skins, Raw—                       |          |         |         |         |         |         |             |             |             |             |             |
| Goat skins                        | Tons     | 53      | 38      | 21      | 9       | 9       | 75,078      | 40,100      | 34,300      | 14,750      | 17,268      |
|                                   | =No.     | 67,750  | 40,100  | 35,300  | 19,000  | 24,050  |             |             |             |             |             |
|                                   | Tons     |         |         |         | 4       | 1       |             |             |             |             |             |
| Other skins                       | Tons     |         |         |         |         |         |             |             | 38          | 32,700      | 7,900       |
|                                   | =No.     |         |         | 3       | 34,600  | 10,450  |             |             |             |             |             |
| Total of Hides and Skins, raw     | Tons     | 1,374   | 890     | 745     | 592     | 827     | 9,10,565    | 4,74,191    | 4,52,464    | 3,80,267    | 5,60,934    |
|                                   | =No.     | 402,812 | 754,891 | 238,184 | 216,054 | 258,187 |             |             |             |             |             |
| KAPOK                             | Cwts.    | 1,242   | 1,696   | 944     | 659     | 720     | 23,312      | 33,125      | 22,348      | 15,725      | 19,074      |
| LAC                               |          |         |         |         |         |         |             |             |             |             |             |
| Shell                             |          | 1,186   | 1,808   | 1,318   | 1,141   | 2,460   | 51,304      | 52,945      | 89,176      | 66,588      | 89,247      |
| METALS AND ORES—                  |          |         |         |         |         |         |             |             |             |             |             |
| Manganese ore                     | Tons     |         |         |         |         | 1,100   |             |             |             |             |             |
| OILSEEDS—                         |          |         |         |         |         |         |             |             |             |             |             |
| Linseed cake                      |          |         | 39      |         | 240     | 10      |             | 3,948       |             | 12,000      | 560         |
| PARAFFIN WAX                      |          | 550     |         |         |         |         | 2,31,000    |             |             |             |             |
| SEEDS—                            |          |         |         |         |         |         |             |             |             |             |             |
| Non-essential—                    |          |         |         |         |         |         |             |             |             |             |             |
| Castor                            |          | 2,050   | 2,303   | 2,325   | 2,326   | 2,320   | 2,88,820    | 3,85,384    | 2,62,559    | 3,42,938    | 3,80,922    |
| Cotton                            |          |         | 200     |         |         |         |             | 25,128      |             |             |             |
| Groundnuts                        |          | 100     |         |         |         | 4       | 13,000      |             |             | 1,000       |             |
| Linseed                           |          | 3,849   | 1,650   | 9,100   | 3,567   | 2,586   | 5,33,677    | 2,09,115    | 10,53,215   | 4,31,398    | 3,32,662    |
| Rape                              |          | 100     | 250     | 1,074   | 810     | 635     | 11,000      | 32,970      | 1,10,244    | 93,718      | 89,408      |
| Others                            |          | 44      | 4       | 5       | 128     | 74      | 6,470       | 400         | 600         | 14,518      | 7,566       |
| Total non-essential Seeds         |          | 6,143   | 4,907   | 12,504  | 7,831   | 6,119   | 8,50,967    | 6,63,592    | 14,35,618   | 8,82,862    | 8,11,552    |
| SPICES                            | Cwts.    | 200     | 332     | 100     |         | 60      | 6,800       | 14,840      | 2,620       |             | 1,800       |
| TEXTILES—                         |          |         |         |         |         |         |             |             |             |             |             |
| Cotton, raw                       | Tons     | 8,074   | 9,335   | 10,955  | 10,774  | 12,062  | 42,13,634   | 48,71,176   | 68,29,764   | 55,31,808   | 68,73,304   |
| Waste                             | Cwts.    | 735     | 3,234   | 10,355  | 14,611  | 9,880   | 12,309      | 40,168      | 1,50,540    | 2,44,820    | 1,99,995    |
| Hemp (chiefly spun), raw          |          | 474     | 754     | 89      | 2,137   | 978     | 8,200       | 8,750       | 750         | 15,065      | 11,130      |
| Jute, raw                         | Tons     | 35,321  | 42,311  | 35,625  | 42,395  | 50,337  | 68,81,082   | 71,84,514   | 50,77,095   | 60,98,337   | 88,10,647   |
| ALL OTHER ARTICLES OF MERCHANDISE | Value    |         |         |         |         |         | 93,508      | 2,36,061    | 5,01,586    | 4,68,605    | 7,74,177    |
| GRAND TOTAL                       |          |         |         |         |         |         | 1,33,86,037 | 1,37,06,638 | 1,41,17,000 | 1,38,43,846 | 1,78,11,464 |

FOREIGN MERCHANDISE

| ARTICLES                                      | QUANTITY |         |         |         |         | VALUE       |             |             |             |             |
|---|----------|---------|---------|---------|---------|-------------|-------------|-------------|-------------|-------------|
|   | 1931-32  | 1932-33 | 1933-34 | 1934-35 | 1935-36 | 1931-32     | 1932-33     | 1933-34     | 1934-35     | 1935-36     |
| TEXTILES—                                     |          |         |         |         |         |             |             |             |             |             |
| Cotton, raw                                   | Tons     |         |         | 28      | 5       |             |             |             | 15,330      | 1,890       |
| ALL OTHER ARTICLES OF MERCHANDISE             | Value    |         |         |         |         | 18,874      | 7,105       | 7,794       | 4,405       | 3,505       |
| GRAND TOTAL                                   |          |         |         |         |         | 18,874      | 7,105       | 7,794       | 10,735      | 5,395       |
| GRAND TOTAL OF INDIAN AND FOREIGN MERCHANDISE |          |         |         |         |         | 1,33,98,961 | 1,37,18,643 | 1,41,25,794 | 1,38,52,581 | 1,78,16,859 |

No. 13—*continued*  
GIBRALTAR  
IMPORTS THEREFROM

| ARTICLES  | QUANTITY |         |         |         |         | VALUE   |         |         |         |         |
|---|----------|---------|---------|---------|---------|---------|---------|---------|---------|---------|
|   | 1931-32  | 1932-33 | 1933-34 | 1934-35 | 1935-36 | 1931-32 | 1932-33 | 1933-34 | 1934-35 | 1935-36 |
|   |          |         |         |         |         | £       | £       | £       | £       | £       |
| LIQUORS, including DENATURED<br>AND PERFUMED SPIRITS— |          |         |         |         |         |         |         |         |         |         |
| WINE—   |          |         |         |         |         |         |         |         |         |         |
| Sherry, Madeira and<br>Marsala . . . Gals.            | 703      | 1,096   | 1,504   | 2,156   | 2,063   | 12,858  | 14,512  | 18,204  | 28,016  | 25,146  |
| POSTAL ARTICLES NOT<br>SPECIFIED . . . Value          | —        | —       | —       | —       | —       | 16,100  | 8,889   | 2,960   | 1,360   | 2,556   |
| ALL OTHER ARTICLES OF<br>MERCHANDISE . . . "          | —        | —       | —       | —       | —       | 9,350   | 11,783  | 7,871   | 11,350  | 9,284   |
| GRAND TOTAL . . . "                                   | —        | —       | —       | —       | —       | 38,308  | 35,189  | 29,035  | 40,722  | 36,986  |

## EXPORTS THERETO

## INDIAN MERCHANDISE

| ARTICLES   | QUANTITY |         |         |         |         | VALUE   |         |         |         |         |
|--|----------|---------|---------|---------|---------|---------|---------|---------|---------|---------|
|  | 1931-32  | 1932-33 | 1933-34 | 1934-35 | 1935-36 | 1931-32 | 1932-33 | 1933-34 | 1934-35 | 1935-36 |
|  |          |         |         |         |         | £       | £       | £       | £       | £       |
| METALS AND ORBS—   |          |         |         |         |         |         |         |         |         |         |
| Brass, Bronze and similar<br>alloys, wrought . . . Cwts. | 102      | 71      | 48      | 28      | 2       | 12,350  | 11,150  | 7,885   | 8,611   | 200     |
| POSTAL ARTICLES . . . Value                              | —        | —       | —       | —       | —       | 5,451   | 4,872   | 7,818   | 8,851   | 8,049   |
| ALL OTHER ARTICLES OF<br>MERCHANDISE . . . "             | —        | —       | —       | —       | —       | 16,784  | 39,272  | 7,281   | 14,810  | 6,724   |
| GRAND TOTAL . . . "                                      | —        | —       | —       | —       | —       | 34,585  | 54,794  | 22,984  | 27,272  | 14,973  |

No. 13—*continued*  
 GIBRALTAR—*continued*  
 EXPORTS THERE TO—*continued*

| ARTICLES  | QUANTITY |         |         |         |         | VALUE   |         |         |         |         |
|---|----------|---------|---------|---------|---------|---------|---------|---------|---------|---------|
|   | 1981-82  | 1982-83 | 1983-84 | 1984-85 | 1985-86 | 1981-82 | 1982-83 | 1983-84 | 1984-85 | 1985-86 |
|   |          |         |         |         |         | £       | £       | £       | £       | £       |
| POSTAL ARTICLES NOT SPECIFIED . . . Value             | —        | —       | —       | —       | —       | 377     | 896     | 81      | 447     | ..      |
| ALL OTHER ARTICLES OF MERCHANDISE . . . "             | —        | —       | —       | —       | —       | 5,245   | 15,971  | 4,382   | 7,102   | 9,800   |
| GRAND TOTAL . . . "                                   | —        | —       | —       | —       | —       | 5,622   | 16,867  | 4,463   | 7,549   | 9,800   |
| GRAND TOTAL OF INDIAN AND FOREIGN MERCHANDISE . . . " | —        | —       | —       | —       | —       | 41,157  | 71,161  | 27,897  | 84,821  | 24,838  |

PORTUGAL (*including AZORES AND MADEIRA*)  
 IMPORTS THEREFROM

| ARTICLES  | QUANTITY |         |         |         |         | VALUE    |          |          |          |          |
|---|----------|---------|---------|---------|---------|----------|----------|----------|----------|----------|
|   | 1981-82  | 1982-83 | 1983-84 | 1984-85 | 1985-86 | 1981-82  | 1982-83  | 1983-84  | 1984-85  | 1985-86  |
|   |          |         |         |         |         | £        | £        | £        | £        | £        |
| CORK MANUFACTURES . Cwts.   | 2,061    | 2,998   | 4,598   | 8,457   | 8,432   | 1,41,890 | 1,66,288 | 2,15,772 | 2,57,618 | 2,58,904 |
| LIQUORS ( <i>including DENATURED AND PERFUMED SPIRITS</i> )—<br>Wines—  |          |         |         |         |         |          |          |          |          |          |
| Port . . . Gals.  | 6,442    | 5,987   | 6,388   | 6,817   | 6,614   | 58,616   | 60,108   | 65,060   | 67,349   | 55,488   |
| Other sorts . . . "   | 1,126    | 1,370   | 1,566   | 1,779   | 1,832   | 4,919    | 6,762    | 9,234    | 13,570   | 9,024    |
| Total Wines . . . "   | 7,568    | 7,357   | 7,954   | 8,596   | 7,946   | 63,535   | 66,870   | 74,294   | 80,919   | 64,512   |
| PROVISIONS AND OILMAN'S STORES ( <i>including FISH AND FRUITS AND VEGETABLES CANNED OR BOTTLED</i> )—<br>Canned and bottled provisions— |          |         |         |         |         |          |          |          |          |          |
| Tinned or canned fish Cwts.   | 77       | 1,287   | 864     | 938     | 1,044   | 3,955    | 48,219   | 16,711   | 84,342   | 33,218*  |
| STATIONERY . . . Value  | —        | —       | —       | —       | —       | 16,241   | 1,036    | 588      | 5,040    | 2,023    |
| ALL OTHER ARTICLES OF MERCHANDISE . . . "   | —        | —       | —       | —       | —       | 66,409   | 22,586   | 17,717   | 20,951   | 15,771   |
| GRAND TOTAL . . . "   | —        | —       | —       | —       | —       | 2,92,080 | 2,99,899 | 3,25,082 | 3,99,762 | 3,09,518 |

PORTUGAL (including AZORES AND MADEIRA)—continued

| EXPORTS THERETO                                  |          |         |         |         |         |          |          |          |           |           |
|--|----------|---------|---------|---------|---------|----------|----------|----------|-----------|-----------|
| INDIAN MERCHANDISE                               |          |         |         |         |         |          |          |          |           |           |
| ARTICLES   | QUANTITY |         |         |         |         | VALUE    |          |          |           |           |
|  | 1931-32  | 1932-33 | 1933-34 | 1934-35 | 1935-36 | 1931-32  | 1932-33  | 1933-34  | 1934-35   | 1935-36   |
|  |          |         |         |         |         | R        | R        | R        | R         | R         |
| COIN MANUFACTURED<br>(excluding ROPE) . Cwts.    | 3,300    | 5,220   | 19,030  | 15,234  | 26,910  | 40,545   | 50,016   | 1,90,065 | 1,57,705  | 2,69,011  |
| GRAIN, PULSE AND<br>FLOUR—                       |          |         |         |         |         |          |          |          |           |           |
| Rice not in the husk—                            |          |         |         |         |         |          |          |          |           |           |
| Billed Rice . . . Tons                           | ..       | 200     | 230     | ..      | ..      | ..       | 18,036   | 24,448   | ..        | ..        |
| Cleaned Rice . . . "                             | 2,805    | 1,589   | 670     | 2,000   | 7,050   | 2,32,512 | 1,29,141 | 40,320   | 88,662    | 4,78,083  |
| KAPOK . . . . Cwts.                              | 124      | 175     | 190     | 250     | 445     | 3,775    | 4,900    | 5,190    | 6,620     | 10,394    |
| SEEDS—   |          |         |         |         |         |          |          |          |           |           |
| Oil Seeds—                                       |          |         |         |         |         |          |          |          |           |           |
| Non-essential—                                   |          |         |         |         |         |          |          |          |           |           |
| Castor . . . . Tons                              | ..       | ..      | 200     | ..      | 300     | ..       | ..       | 27,100   | ..        | 38,700    |
| Groundnuts . . . "                               | ..       | ..      | ..      | 3,709   | 4,251   | ..       | ..       | ..       | 4,21,074  | 6,45,182  |
| Linseed . . . . "                                | ..       | ..      | ..      | 400     | 1,001   | ..       | ..       | ..       | 40,000    | 1,35,814  |
| Sesamum (Til or Jirjil) "                        | ..       | 200     | ..      | ..      | ..      | ..       | 36,000   | ..       | ..        | ..        |
| TEXTILES—  |          |         |         |         |         |          |          |          |           |           |
| Cotton, raw . . . "                              | 112      | 324     | 449     | 523     | 765     | 57,575   | 1,70,175 | 2,09,630 | 2,51,415  | 3,06,731  |
| Manufactures—                                    |          |         |         |         |         |          |          |          |           |           |
| Piecegoods—                                      |          |         |         |         |         |          |          |          |           |           |
| Coloured, printed<br>or dyed . . . Yards         | ..       | ..      | ..      | 119,520 | ..      | ..       | ..       | ..       | 18,900    | ..        |
| Hemp, raw . . . Cwts.                            | 3,394    | 6,041   | 4,878   | 7,545   | 8,184   | 50,252   | 83,302   | 58,808   | 1,05,670  | 1,05,145  |
| Jute—  |          |         |         |         |         |          |          |          |           |           |
| Raw . . . . Tons                                 | 2,778    | 2,735   | 1,027   | 4,630   | 2,581   | 5,57,048 | 4,14,340 | 1,47,448 | 6,73,392  | 4,81,194  |
| ALL OTHER ARTICLES OF<br>MERCHANDISE . . . Value | —        | —       | —       | —       | —       | 2,830    | 18,118   | 4,233    | 94,380    | 55,597    |
| GRAND TOTAL . . . "                              | —        | —       | —       | —       | —       | 9,44,532 | 9,24,028 | 6,98,352 | 12,57,834 | 25,80,451 |

FOREIGN MERCHANDISE

| ARTICLES  | QUANTITY |         |         |         |         | VALUE    |          |          |           |           |
|---|----------|---------|---------|---------|---------|----------|----------|----------|-----------|-----------|
|   | 1931-32  | 1932-33 | 1933-34 | 1934-35 | 1935-36 | 1931-32  | 1932-33  | 1933-34  | 1934-35   | 1935-36   |
|   |          |         |         |         |         | R        | R        | R        | R         | R         |
| TOTAL VALUE   | —        | —       | —       | —       | —       | 623      | 8,260    | 444      | 18,780    | 732       |
| GRAND TOTAL OF INDIAN<br>AND FOREIGN MER-<br>CHANDISE . . . Value | —        | —       | —       | —       | —       | 9,45,155 | 9,27,938 | 6,98,796 | 12,71,614 | 25,87,183 |

MALTA AND GOZO

IMPORTS THEREFROM

| ARTICLES                                      | QUANTITY |         |         |         |         | VALUE   |         |         |         |         |
|---|----------|---------|---------|---------|---------|---------|---------|---------|---------|---------|
|   | 1931-32  | 1932-33 | 1933-34 | 1934-35 | 1935-36 | 1931-32 | 1932-33 | 1933-34 | 1934-35 | 1935-36 |
|   |          |         |         |         |         | R       | R       | R       | R       | R       |
| FRUITS AND VEGETABLES—                        |          |         |         |         |         |         |         |         |         |         |
| Fresh vegetable of all<br>kinds . . . . Value | —        | —       | —       | —       | —       | ..      | ..      | ..      | 23,844  | ..      |
| FODDER ARTICLES NOT<br>SPECIFIED . . . . "    | —        | —       | —       | —       | —       | 40      | 47      | 20      | 10      | ..      |
| ALL OTHER ARTICLES OF<br>MERCHANDISE . . . "  | —        | —       | —       | —       | —       | 8,801   | 15,426  | 7,433   | 2,505   | 2,488   |
| GRAND TOTAL . . . "                           | —        | —       | —       | —       | —       | 8,841   | 15,473  | 7,453   | 26,859  | 2,488   |

No. 13—continued  
MALTA AND GOZO—continued

## EXPORTS THERETO

## INDIAN MERCHANDISE

| ARTICLES   | QUANTITY |         |         |         |         | VALUE   |         |         |         |          |
|--|----------|---------|---------|---------|---------|---------|---------|---------|---------|----------|
|  | 1931-32  | 1932-33 | 1933-34 | 1934-35 | 1935-36 | 1931-32 | 1932-33 | 1933-34 | 1934-35 | 1935-36  |
| GRAIN, PULSE AND FLOUR TONS                          | 75       | 360     | 845     | 879     | 794     | 6,384   | 31,809  | 65,832  | 67,991  | 59,639   |
| TEXTILES—  |          |         |         |         |         |         |         |         |         |          |
| Cotton manufactures (including twist and yarn) Value | —        | —       | —       | —       | —       | 6,275   | 7,060   | 14,061  | 10,002  | 10,031   |
| WOOD AND TIMBER . . . . .                            | —        | —       | —       | —       | —       | ..      | 150     | 500     | ..      | 16,114   |
| ALL OTHER ARTICLES OF MERCHANDISE . . . . .          | —        | —       | —       | —       | —       | 6,882   | 3,965   | 9,126   | 6,161   | 19,857   |
| GRAND TOTAL . . . . .                                | —        | —       | —       | —       | —       | 17,991  | 42,974  | 90,400  | 84,244  | 1,05,561 |

## FOREIGN MERCHANDISE

| ARTICLES  | QUANTITY |         |         |         |         | VALUE   |         |         |         |          |
|---|----------|---------|---------|---------|---------|---------|---------|---------|---------|----------|
|   | 1931-32  | 1932-33 | 1933-34 | 1934-35 | 1935-36 | 1931-32 | 1932-33 | 1933-34 | 1934-35 | 1935-36  |
| TOTAL VALUE   | —        | —       | —       | —       | —       | 4,540   | 4,974   | ..      | 10,380  | 1,148    |
| GRAND TOTAL OF INDIAN AND FOREIGN MERCHANDISE . . . . . Value | —        | —       | —       | —       | —       | 22,531  | 47,948  | 90,400  | 94,624  | 1,06,709 |

## SWITZERLAND

## IMPORTS THEREFROM

| ARTICLES  | QUANTITY |         |         |         |         | VALUE    |          |          |          |          |
|---|----------|---------|---------|---------|---------|----------|----------|----------|----------|----------|
|   | 1931-32  | 1932-33 | 1933-34 | 1934-35 | 1935-36 | 1931-32  | 1932-33  | 1933-34  | 1934-35  | 1935-36  |
| APPAREL (excluding HOSIERY AND BOOTS AND SHOES) —   |          |         |         |         |         | £        | £        | £        | £        | £        |
| Hats, caps, bonnets and hatter's ware . . . . . Value   | —        | —       | —       | —       | —       | 47,376   | 10       | 59       | 22,696   | 6,710    |
| Books, printed and printed matter (not being stationery), including maps and charts . . . . . Cwts. | 57       | 9       | 9       | 52      | 54      | 8,180    | 2,978    | 2,048    | 10,378   | 9,888    |
| BOOKS AND SHOES . . . . . Pairs   | 1,505    | 1,069   | 335     | 626     | 786     | 9,228    | 10,624   | 2,408    | 4,528    | 7,040    |
| CHEMICALS AND CHEMICAL PREPARATIONS (excluding CHEMICAL MANURES AND MEDICINES) —                    |          |         |         |         |         |          |          |          |          |          |
| Acid—   |          |         |         |         |         |          |          |          |          |          |
| Acetic (Pyroligneous) . . . . . Cwts.   | 59       | ..      | ..      | 553     | ..      | 1,501    | ..       | ..       | 17,631   | ..       |
| Potassium Compounds—  |          |         |         |         |         |          |          |          |          |          |
| Chlorate . . . . .  | ..       | 318     | 198     | 1,853   | 1,020   | ..       | 8,308    | 5,300    | 39,211   | 30,911   |
| Soda Compounds . . . . .  | 2        | 14      | 20      | 215     | 878     | 30       | 646      | 207      | 9,041    | 14,361   |
| Other sorts of chemicals etc. . . . . Value   | —        | —       | —       | —       | —       | 60,097   | 56,614   | 80,738   | 1,50,768 | 1,40,904 |
| Total value of Chemicals, Preparations . . . . .  | —        | —       | —       | —       | —       | 61,627   | 65,568   | 86,240   | 2,16,641 | 1,86,706 |
| CLOCKS AND WATCHES AND PARTS THEREOF—   |          |         |         |         |         |          |          |          |          |          |
| Clocks and time-pieces . . . . . No.  | 13,906   | 38,066  | 15,166  | 19,653  | 15,150  | 49,978   | 95,531   | 52,742   | 97,607   | 68,116   |
| Watches . . . . .   | 47,192   | 51,882  | 65,336  | 74,600  | 74,823  | 71,276   | 99,850   | 1,28,068 | 1,87,430 | 1,44,832 |
| Parts of clocks and watches . . . . . Value   | —        | —       | —       | —       | —       | 3,877    | 12,778   | 929      | 3,291    | 2,214    |
| Total Clocks and Watches, etc; . . . . .  | —        | —       | —       | —       | —       | 1,25,131 | 2,08,154 | 1,82,333 | 2,88,328 | 2,15,231 |



No. 13—continued  
 SWITZERLAND—continued  
 IMPORTS THEREFROM—continued.

| ARTICLES   | QUANTITY |         |         |         |         | VALUE     |           |           |           |           |
|--|----------|---------|---------|---------|---------|-----------|-----------|-----------|-----------|-----------|
|  | 1931-32  | 1932-33 | 1933-34 | 1934-35 | 1935-36 | 1931-32   | 1932-33   | 1933-34   | 1934-35   | 1935-36   |
| CUTLERY . . . . Value  | —        | —       | —       | —       | —       | R 6,740   | R 10,289  | R 7,792   | R 3,977   | R 3,553   |
| DRUGS AND MEDICINES<br>(excluding CHEMICALS<br>AND NARCOTICS)—                         |          |         |         |         |         |           |           |           |           |           |
| Camphor . . . . Lbs.   | 325,300  | 154,500 | 1,000   | ..      | ..      | 4,09,776  | 2,09,702  | 1,234     | ..        | ..        |
| Proprietary and Patent<br>Medicines . . . . Value                                      | —        | —       | —       | —       | —       | 12,691    | 10,534    | 12,807    | 93,105    | 42,071    |
| Quinine Salts—   |          |         |         |         |         |           |           |           |           |           |
| Quinine Sulphate or<br>Bisulphate . . . . Lbs.   | 4,032    | 3,447   | 5,480   | 6,733   | 2,510   | 65,808    | 87,221    | 1,20,404  | 1,53,460  | 55,501    |
| Quinine hydrochloride<br>or dihydrochloride . . "                                      | 1,256    | 327     | 744     | 460     | 640     | 23,010    | 11,339    | 21,162    | 15,571    | 20,179    |
| Other Sorts . . . . "  | 1,159    | 816     | 1,029   | 1,598   | 2,222   | 28,629    | 9,697     | 23,627    | 40,109    | 53,827    |
| Total Quinine Salts . . "  | 7,347    | 4,090   | 7,253   | 8,800   | 5,372   | 1,52,456  | 1,08,257  | 1,70,193  | 2,15,140  | 1,29,507  |
| Saccharin . . . . "  | 9,200    | 13,657  | 7,412   | 7,163   | 23,350  | 42,833    | 90,795    | 61,002    | 54,736    | 80,009    |
| Other Sorts of Drugs and<br>Medicines . . . . Value                                    | —        | —       | —       | —       | —       | 46,027    | 60,007    | 78,754    | 97,107    | 1,22,942  |
| TOTAL DRUGS AND MEDI-<br>CINES (excluding CHEMICALS<br>AND NARCOTICS) . . "            | —        | —       | —       | —       | —       | 7,23,783  | 4,79,895  | 3,32,990  | 4,00,148  | 3,75,189  |
| DYEING AND TANNING<br>SUBSTANCES—  |          |         |         |         |         |           |           |           |           |           |
| Dyes obtained from Coal<br>tar—  |          |         |         |         |         |           |           |           |           |           |
| Alizarine—   |          |         |         |         |         |           |           |           |           |           |
| Motet—   |          |         |         |         |         |           |           |           |           |           |
| Over 10% but not<br>exceeding 15% . . . . Lbs.   | 150      | ..      | 2,240   | ..      | ..      | 53        | ..        | 1,226     | ..        | ..        |
| Over 15% but not<br>exceeding 20% . . . . "  | ..       | 18,484  | 43,630  | 3,920   | 2,240   | ..        | 12,305    | 22,602    | 2,200     | 1,400     |
| Exceeding 20% . . . . "  | ..       | 15,687  | 8,064   | 3,240   | 2,240   | ..        | 20,572    | 10,595    | 2,919     | 2,503     |
| Total . . . . "  | 150      | 34,171  | 53,934  | 6,160   | 4,480   | 53        | 32,877    | 40,623    | 5,119     | 3,903     |
| Aniline (a) . . . . "  | 503,082  | —       | —       | —       | —       | 14,03,425 | —         | —         | —         | —         |
| Congo red (b) . . . . "  | —        | 27,935  | 11,780  | 5,600   | 17,920  | —         | 23,705    | 9,337     | 3,510     | 13,724    |
| Naphthol rapid fast<br>colours (rapid salts)<br>and bases (c) . . . . "                | —        | 34,025  | 65,276  | —       | —       | —         | 1,77,105  | 2,66,132  | —         | —         |
| Naphthol (d) . . . . "   | —        | —       | —       | 78,490  | 78,000  | —         | —         | —         | 1,99,554  | 1,97,776  |
| Bases (d) . . . . "  | —        | —       | —       | 70,485  | 54,084  | —         | —         | —         | 1,73,324  | 1,26,366  |
| Other salts (b) . . . . "  | —        | 8,354   | 20,430  | 10,291  | 23,764  | —         | 19,849    | 32,149    | 16,314    | 30,371    |
| Vets—Indigo . . . . "  | 106,976  | 131,052 | 122,792 | 161,610 | 132,202 | 1,37,506  | 1,93,868  | 1,81,113  | 2,16,313  | 1,60,325  |
| Carbazole blue (d) . . . . "   | —        | —       | —       | 7,420   | 8,296   | —         | —         | —         | 19,399    | 18,582    |
| Other sorts, powder (b) . . . . "  | —        | 64,702  | 51,823  | 59,569  | 75,727  | —         | 6,43,759  | 4,66,925  | 5,43,581  | 7,32,193  |
| Metanil yellow (b) . . . . "   | —        | 12,880  | 6,185   | 18,024  | ..      | —         | 17,691    | 5,715     | 14,399    | ..        |
| Others . . . . Value   | —        | —       | —       | —       | —       | 15,239    | 6,07,255  | 5,29,372  | 5,15,149  | 6,36,452  |
| Total Dyeing and Tanning<br>substances . . . . "                                       | —        | —       | —       | —       | —       | 16,56,343 | 17,16,170 | 15,31,416 | 17,06,662 | 19,83,697 |
| GELATINE . . . . Cwts.   | 216      | 264     | 103     | 8       | ..      | 20,387    | 25,453    | 9,447     | 623       | ..        |
| GLASS AND GLASSWARE . Value  | —        | —       | —       | —       | —       | 16,171    | 12,326    | 410       | 1,576     | 6,095     |
| HARDWARE, excluding<br>CUTLERY AND ELECTRO-<br>PLATED WARE . . . . "                   | —        | —       | —       | —       | —       | 15,350    | 18,478    | 17,466    | 16,301    | 7,943     |
| INSTRUMENTS, APPARATUS<br>AND APPLIANCES, AND<br>PARTS THEREOF—                        |          |         |         |         |         |           |           |           |           |           |
| Electrical including<br>telegraph and tele-<br>phone apparatus not<br>being machinery— |          |         |         |         |         |           |           |           |           |           |
| Meters . . . . "   | —        | —       | —       | —       | —       | 65,007    | 1,14,409  | 85,788    | 81,415    | 1,00,173  |
| Other Electrical Instru-<br>ments . . . . "  | —        | —       | —       | —       | —       | 35,199    | 14,472    | 7,616     | 3,405     | 3,885     |
| Musical . . . . "  | —        | —       | —       | —       | —       | 1,52,872  | 1,97,983  | 2,16,465  | 2,26,245  | 1,97,147  |
| Other kinds . . . . "  | —        | —       | —       | —       | —       | 4,623     | 14,226    | 6,779     | 16,630    | 6,213     |
| Total Instruments, etc. . . . "  | —        | —       | —       | —       | —       | 2,58,600  | 3,41,180  | 3,16,638  | 3,27,755  | 3,13,428  |

(a) Revised heads introduced from 1932-33.  
 (b) Separately recorded from 1932-33.  
 (c) Separately recorded from 1932-33 and sub-divided from 1934-35.  
 (d) " " " 1934-35.

No. 13—continued  
 SWITZERLAND—continued  
 IMPORTS THEREFROM—continued

| ARTICLES   | QUANTITY   |         |         |         |         | VALUE    |          |           |          |           |
|--|------------|---------|---------|---------|---------|----------|----------|-----------|----------|-----------|
|  | 1931-32    | 1932-33 | 1933-34 | 1934-35 | 1935-36 | 1931-32  | 1932-33  | 1933-34   | 1934-35  | 1935-36   |
|  |            |         |         |         |         | R        | R        | R         | R        | R         |
| <b>Liquors including DENATURATED AND PERFUMED SPIRITS—</b>       |            |         |         |         |         |          |          |           |          |           |
| <b>Spirit—</b>   |            |         |         |         |         |          |          |           |          |           |
| Spirit present in Drugs, Medicines or Chemicals                  | Gals. 632  | 823     | 832     | 5,313   | 5,581   | 27,414   | 23,531   | 35,300    | 3,02,769 | 1,00,507  |
| <b>MACHINERY AND MILLWORK—</b>                                   |            |         |         |         |         |          |          |           |          |           |
| <b>Prime-movers (other than electrical)—</b>                     |            |         |         |         |         |          |          |           |          |           |
| <b>Other than Locomotives—</b>                                   |            |         |         |         |         |          |          |           |          |           |
| Oil engines  | No. 5      | 30      | 12      | 16      | 17      | 60,011   | 1,81,485 | 65,640    | 85,721   | 2,01,250  |
| Parts of oil engines   | Value      |         |         |         |         | 32,831   | 30,193   | 16,048    | 28,102   | 48,995    |
| Other sorts  | "          | "       | "       | "       | "       | 4,35,875 | 8,805    | 69,961    | 2,18,238 | 1,00,000  |
| <b>Total prime-movers (other than electrical) 2</b>              |            |         |         |         |         | 5,29,717 | 2,18,238 | 1,72,249  | 3,27,056 | 3,03,554  |
| <b>Electrical machinery of all kinds—</b>                        |            |         |         |         |         |          |          |           |          |           |
| Control and Switch gear  | "          | "       | "       | "       | "       | 8,007    | 6,700    | 14,582    | 10,599   | 98,017    |
| Generators, alternators and dynamos                              | "          | "       | "       | "       | "       | 4,324    | 2,558    | 20,089    | 13,407   | 50,220    |
| Motors   | "          | "       | "       | "       | "       | 34,081   | 32,438   | 1,60,144  | 41,153   | 1,27,413  |
| Transformers   | "          | "       | "       | "       | "       | 6,587    | 106      | 3,707     | 9,086    | 1,27,413  |
| Turbo generating sets  | "          | "       | "       | "       | "       |          | 38,212   |           |          | 1,35,568  |
| Others   | "          | "       | "       | "       | "       | 21,788   | 7,317    | 7,958     | 5,902    | 38,437    |
| <b>Total Electrical machinery of all kinds</b>                   |            |         |         |         |         | 76,187   | 87,640   | 2,07,080  | 86,747   | 4,50,555  |
| <b>Machinery not being prime-movers or electrical machinery—</b> |            |         |         |         |         |          |          |           |          |           |
| <b>Metal working machinery excluding machine tools</b>           |            |         |         |         |         | 2,866    | 197      | 328       |          | 10,523    |
| <b>Pumping machinery (e)</b>                                     |            |         |         |         |         |          |          | 2,897     | 51,863   | 10,325    |
| <b>Refrigerating machinery</b>                                   |            |         |         |         |         |          | 110      | 26,393    | 341      |           |
| <b>Rice and flour mill machinery</b>                             |            |         |         |         |         | 6,201    | 20,535   | 26,062    | 35,440   | 45,868    |
| <b>Textile machinery—</b>  |            |         |         |         |         |          |          |           |          |           |
| Cotton Spinning machinery  | "          | "       | "       | "       | "       | 1,25,494 | 31,972   | 2,20,610  | 1,08,906 | 2,19,261  |
| Other sorts  | "          | "       | "       | "       | "       | 4,908    | 13,169   | 70,678    | 28,181   | 87,381    |
| Shuttles (including those for sewing machines)                   | "          | "       | "       | "       | "       | 5,796    | 26,510   | 18,705    | 742      | 119       |
| Other sorts  | "          | "       | "       | "       | "       | 13,874   | 17,523   | 1,00,245  | 20,681   | 16,416    |
| <b>Total Textile machinery</b>                                   |            |         |         |         |         | 1,49,172 | 89,180   | 4,11,138  | 1,58,510 | 3,23,776  |
| <b>Typewriters</b>   | No. 2      |         | 1       | 2       | 142     | 455      |          | 474       | 609      | 10,140    |
| <b>Other sorts of machinery</b>                                  |            |         |         |         |         | 2,27,400 | 1,10,678 | 1,54,549  | 30,892   | 3,25,304  |
| <b>Total Machinery and Mill-work</b>                             |            |         |         |         |         | 9,80,908 | 5,38,407 | 10,64,042 | 7,06,364 | 15,49,246 |
| <b>Manures</b>   | Tons       | 100     |         |         |         |          | 13,340   |           |          |           |
| <b>METALS AND ORES—</b>  |            |         |         |         |         |          |          |           |          |           |
| <b>Aluminium—</b>  |            |         |         |         |         |          |          |           |          |           |
| <b>Wrought—</b>  |            |         |         |         |         |          |          |           |          |           |
| Circles  | Cwt. 4,093 | 550     | 937     | 163     |         | 2,02,209 | 49,627   | 70,698    | 11,020   |           |
| Other manufactures   | " 678      | 42      | 523     | 324     | 1,066   | 67,492   | 6,758    | 78,448    | 1,11,626 | 36,922    |

(e) Separately recorded from 1933-34.

No. 13—continued  
 SWITZERLAND—continued  
 IMPORTS THEREFROM—continued

| ARTICLES   | QUANTITY  |           |         |           |           | VALUE     |           |          |           |           |
|--|-----------|-----------|---------|-----------|-----------|-----------|-----------|----------|-----------|-----------|
|  | 1931-32   | 1932-33   | 1933-34 | 1934-35   | 1935-36   | 1931-32   | 1932-33   | 1933-34  | 1934-35   | 1935-36   |
| <b>METALS AND ORES—continued</b>   |           |           |         |           |           |           |           |          |           |           |
| German silver . . . Cwts.  | 701       | 2,378     | 649     | 2,932     | 450       | 48,600    | 1,87,558  | 40,532   | 1,53,943  | 21,741    |
| Oil . . . . . Value  | —         | —         | —       | —         | —         | 10,807    | 34,045    | 33,232   | 33,370    | 53,158    |
| PAPER AND PASTEBOARD . Cwts.   | 363       | 311       | 133     | 42        | 91        | 11,538    | 8,332     | 3,724    | 2,741     | 3,953     |
| PERFUMERY NOT BEING PER-<br>FUMED SPIRIT . . . Value   | —         | —         | —       | —         | —         | 5,174     | 10,381    | 5,028    | 597       | 955       |
| <b>PROVISIONS AND OILMAN'S<br/>STORES including FISH<br/>AND FRUITS AND VEGETA-<br/>BLES, CANNED OR BOTTLED—</b> |           |           |         |           |           |           |           |          |           |           |
| Canned and bottled pro-<br>visions . . . Cwts.   | 324       | 250       | 303     | 253       | 194       | 32,693    | 24,665    | 11,975   | 13,070    | 13,076    |
| Cheese (including can-<br>ned) . . . . . "   | 813       | 796       | 799     | 903       | 833       | 39,065    | 79,987    | 33,354   | 90,724    | 35,400    |
| Cocoa and chocolate . . "  | 317       | 95        | 136     | 135       | 59        | 63,271    | 3,537     | 5,143    | 3,766     | 3,313     |
| Confectionery . . . . "  | 1,625     | 433       | 537     | 39        | 73        | 1,45,297  | 29,367    | 33,212   | 7,741     | 3,101     |
| Milk, condensed and pre-<br>served . . . . . "   | 31,179    | 9,764     | 179     | 23        | 54        | 10,12,332 | 2,30,333  | 6,623    | 1,172     | 3,993     |
| Other sorts of provisions Value  | —         | —         | —       | —         | —         | 16,470    | 10,153    | 3,341    | 13,463    | 11,327    |
| Total Provisions and<br>Oilman's stores, etc. "  | —         | —         | —       | —         | —         | 13,59,723 | 3,78,517  | 1,53,653 | 1,45,931  | 1,24,905  |
| <b>TEXTILES—</b>   |           |           |         |           |           |           |           |          |           |           |
| <b>Cotton—</b>   |           |           |         |           |           |           |           |          |           |           |
| Twist and yarn . . . Lbs.  | 51,201    | 65,900    | 13,500  | 11,300    | 30,000    | 55,192    | 73,119    | 14,426   | 10,390    | 23,763    |
| <b>Manufactures—</b>   |           |           |         |           |           |           |           |          |           |           |
| <b>Piecegoods—</b>   |           |           |         |           |           |           |           |          |           |           |
| <b>White (bleached)—</b>   |           |           |         |           |           |           |           |          |           |           |
| Embroidered allo-<br>vers(b) . . . . . Yds.  | —         | —         | —       | 4,320,420 | 3,437,077 | —         | —         | —        | 15,35,232 | 14,34,035 |
| Jaconets, Madapolams,<br>Cambrics and Muslins "  | 4,500,392 | 5,116,637 | 217,471 | 66,352    | 47,351    | 14,14,960 | 20,33,334 | 1,04,434 | 32,749    | 27,149    |
| Others . . . . . "   | 1,424,000 | 1,374,699 | 395,361 | 195,931   | 15,670    | 2,94,357  | 4,56,691  | 1,33,703 | 61,075    | 5,204     |
| Total White (bleached) . "   | 5,924,392 | 6,491,336 | 612,832 | 4,582,703 | 3,500,098 | 17,09,317 | 24,89,475 | 2,43,192 | 16,79,956 | 14,66,528 |
| <b>Coloured, printed, or<br/>dyed—</b>   |           |           |         |           |           |           |           |          |           |           |
| Printed goods . . . "  | 47,342    | 33,020    | 417     | 20,373    | 7,613     | 15,213    | 14,933    | 374      | 9,060     | 3,500     |
| Dyed goods . . . . "   | 1,505,530 | 3,225,399 | 34,033  | 2,333,104 | 2,233,420 | 6,33,033  | 13,32,553 | 45,373   | 10,59,205 | 3,11,313  |
| Woven coloured<br>goods . . . . . "  | 53,303    | 57,044    | 3,133   | 51,574    | 140,232   | 33,733    | 33,733    | 2,005    | 25,594    | 52,911    |
| Fents of all descrip-<br>tions (a) . . . . . "   | 43,034    | 200,333   | 00,109  | ..        | —         | 11,101    | 70,525    | 27,004   | ..        | ..        |
| Other sorts of manu-<br>factures . . . . . Value   | —         | —         | —       | —         | —         | 10,733    | 10,557    | 173      | 1,000     | 311       |
| Total Cotton manufactures<br>(including twist and yarn) "  | —         | —         | —       | —         | —         | 24,74,440 | 40,54,023 | 3,34,067 | 27,35,505 | 23,63,533 |
| Fents of all descriptions<br>not exceeding 4 yards<br>in length (b) . . . Yards                                  | —         | —         | —       | 31,114    | 173,645   | —         | —         | —        | 20,137    | 23,332    |
| <b>Woolen and millinery—</b>   |           |           |         |           |           |           |           |          |           |           |
| Wool and millinery Value   | —         | —         | —       | —         | —         | 1,14,703  | 2,33,943  | 1,57,407 | 1,43,003  | 1,32,333  |
| Other sorts . . . . . "  | —         | —         | —       | —         | —         | 31,513    | 35,504    | 37,993   | 31,157    | 13,977    |

(a) Discontinued from 1914-35.  
 (b) Separately recorded from 1934-35

No. 13—continued

## SWITZERLAND—continued

## IMPORTS THEREFROM—concluded

| ARTICLES  | QUANTITY  |         |           |         |         | VALUE       |             |             |             |             |
|---|-----------|---------|-----------|---------|---------|-------------|-------------|-------------|-------------|-------------|
|   | 1931-32   | 1932-33 | 1933-34   | 1934-35 | 1935-36 | 1931-32     | 1932-33     | 1933-34     | 1934-35     | 1935-36     |
| <b>TEXTILES—continued</b>   |           |         |           |         |         | R           | R           | R           | R           | R           |
| <b>Silk—</b>  |           |         |           |         |         |             |             |             |             |             |
| <b>Manufactures—</b>  |           |         |           |         |         |             |             |             |             |             |
| Silk yarn, nolls, and warps (a) . . . Lbs.  | 283,052   | 66,091  | --        | --      | --      | 10,73,891   | 3,08,864    | --          | --          | --          |
| Goods of silk mixed with other materials Yards  | 10,946    | 6,697   | 22,585    | 13,273  | 13,216  | 30,449      | 28,013      | 74,064      | 35,657      | 24,140      |
| Piecegoods . . . "  | 3,040     | 16,320  | 31,355    | 15,851  | 14,946  | 34,061      | 63,024      | 68,607      | 48,813      | 23,330      |
| Other sorts . . . Lbs.  | 1,164     | 1,021   | 42        | --      | --      | 2,405       | 3,413       | 39          | 9,109       | --          |
| <b>Total Silk manufactures (including silk yarn, etc.) . Value</b>                            | --        | --      | --        | --      | --      | 11,49,806   | 4,03,314    | 1,42,700    | 88,584      | 47,479      |
| <b>Wool—</b>  |           |         |           |         |         |             |             |             |             |             |
| <b>Manufactures—</b>  |           |         |           |         |         |             |             |             |             |             |
| Piecegoods . . . Yards  | 1,977     | 27,797  | 54,733    | 100,237 | 64,655  | 2,274       | 39,914      | 71,013      | 1,46,465    | 70,346      |
| Goods of wool mixed with other materials (b) . . . "  | --        | --      | --        | 12,922  | --      | --          | --          | --          | 17,344      | --          |
| Other sorts . . . Value   | --        | --      | --        | --      | --      | 1,042       | 6,800       | 6,808       | 10,372      | 225         |
| <b>Total Woollen manufactures (including yarn, etc.) . "</b>                                  | --        | --      | --        | --      | --      | 3,316       | 46,714      | 77,819      | 1,74,171    | 70,471      |
| <b>Artificial silk—</b>   |           |         |           |         |         |             |             |             |             |             |
| Artificial silk yarn . . . Lbs.   | 291,430   | 67,816  | 37,376    | 5,119   | 40,600  | 2,76,570    | 69,262      | 24,404      | 4,010       | 25,315      |
| Piecegoods made entirely of artificial silk . . . Yards                                       | 5,612     | 3,122   | 15,552    | 13,079  | 477     | 4,051       | 4,455       | 13,623      | 13,472      | 7,115       |
| Piecegoods made of cotton and artificial silk (c) . . . "                                     | 1,974,636 | 987,119 | 157,200   | --      | --      | 7,53,303    | 4,33,133    | 91,143      | --          | --          |
| Goods of artificial silk mixed with other materials containing 50% or more cotton (b) . . . " | --        | --      | --        | 20,169  | 995     | --          | --          | --          | 15,433      | 733         |
| Piecegoods of cotton embroidered or super imposed with artificial silk (c) . . . "            | --        | --      | 2,280,397 | --      | --      | --          | --          | 10,07,391   | --          | --          |
| Other sorts . . . Value   | --        | --      | --        | --      | --      | 11,095      | 34,966      | 14,034      | 1,005       | --          |
| <b>VEHICLES excluding LOCOMOTIVES, ETC., FOR RAILWAYS—</b>                                    |           |         |           |         |         |             |             |             |             |             |
| Mechanically propelled vehicles (excluding railway locomotives and tractors) . Value          | --        | --      | --        | --      | --      | 16,151      | 5,291       | 13,163      | 3,316       | 6,072       |
| <b>POSTAL ARTICLES NOT SPECIFIED . . . "</b>  | --        | --      | --        | --      | --      | 16,02,973   | 32,91,714   | 42,43,300   | 56,33,913   | 63,01,031   |
| <b>ALL OTHER ARTICLES OF MERCHANDISE . . . "</b>  | --        | --      | --        | --      | --      | 72,214      | 57,623      | 30,032      | 47,933      | 30,053      |
| <b>GRAND TOTAL . . . "</b>  | --        | --      | --        | --      | --      | 1,32,23,037 | 1,29,01,552 | 1,02,41,370 | 1,33,64,209 | 1,47,09,164 |

(a) Sub-divided from 1934-35.  
(b) Separately recorded from 1934-35.  
(c) Separately recorded in 1933-34.

SWITZERLAND—concluded

EXPORTS THERETO

INDIAN MERCHANDISE

| ARTICLES                                  | QUANTITY |         |         |         |         | VALUE   |         |          |          |          |
|---|----------|---------|---------|---------|---------|---------|---------|----------|----------|----------|
|   | 1931-32  | 1932-33 | 1933-34 | 1934-35 | 1935-36 | 1931-32 | 1932-33 | 1933-34  | 1934-35  | 1935-36  |
| TEXTILES—                                 |          |         |         |         |         | R       | R       | R        | R        | R        |
| Cotton—Raw . . . Tons                     | ..       | 1       | 2       | 1       | 61      | 100     | 1,425   | 2,015    | 1,085    | 84,070   |
| POSTAL ARTICLES NOT SPECIFIED . . . Value | —        | —       | —       | —       | —       | ..      | ..      | 78,947   | 1,54,418 | 1,37,156 |
| ALL OTHER ARTICLES OF MERCHANDISE . . . " | —        | —       | —       | —       | —       | 8,601   | 8,934   | 21,215   | 58,018   | 1,011    |
| GRAND TOTAL . . . "                       | —        | —       | —       | —       | —       | 8,601   | 10,359  | 1,03,177 | 2,14,419 | 1,02,837 |

FOREIGN MERCHANDISE

| ARTICLES   | QUANTITY |         |         |         |         | VALUE   |         |          |          |          |
|--|----------|---------|---------|---------|---------|---------|---------|----------|----------|----------|
|  | 1931-32  | 1932-33 | 1933-34 | 1934-35 | 1935-36 | 1931-32 | 1932-33 | 1933-34  | 1934-35  | 1935-36  |
| APPAREL (including DRAPERY, UNIFORMS, ACCOUTREMENTS BUT excluding HOSIERY AND BOOTS AND SHOES) . . . Value | —        | —       | —       | —       | —       | R       | R       | R        | R        | R        |
|  | —        | —       | —       | —       | —       | 10,000  | 9,838   | 403      | 2,150    | ..       |
| MACHINERY AND MILLWORK . . . "   | —        | —       | —       | —       | —       | 910     | 18,221  | 12,349   | 870      | 1,090    |
| RUBBER—  |          |         |         |         |         |         |         |          |          |          |
| Manufacture . . . "  | —        | —       | —       | —       | —       | ..      | 16,230  | ..       | ..       | ..       |
| POSTAL ARTICLES NOT SPECIFIED . . . "  | —        | —       | —       | —       | —       | ..      | ..      | 12,182   | 21,184   | 15,179   |
| ALL OTHER ARTICLES OF MERCHANDISE . . . "  | —        | —       | —       | —       | —       | 29,588  | 17,713  | 900      | 8,128    | 1,207    |
| GRAND TOTAL . . . "  | —        | —       | —       | —       | —       | 40,498  | 62,002  | 25,874   | 32,832   | 17,470   |
| GRAND TOTAL OF INDIAN AND FOREIGN MERCHANDISE . . . "  | —        | —       | —       | —       | —       | 49,099  | 72,361  | 1,29,051 | 2,46,751 | 1,60,818 |

ITALY (including FIUME)

IMPORTS THEREFROM

| ARTICLES   | QUANTITY |         |         |         |         | VALUE    |          |          |          |          |
|--|----------|---------|---------|---------|---------|----------|----------|----------|----------|----------|
|  | 1931-32  | 1932-33 | 1933-34 | 1934-35 | 1935-36 | 1931-32  | 1932-33  | 1933-34  | 1934-35  | 1935-36  |
| ANIMALS LIVING—  |          |         |         |         |         | R        | R        | R        | R        | R        |
| Horses . . . . . No.   | ..       | 2       | 5       | 42      | ..      | ..       | 1,000    | 2,200    | 20,800   | ..       |
| Other kinds . . . . . "  | 1,419    | ..      | ..      | ..      | 5       | 350      | ..       | ..       | ..       | ..       |
| Total Animals, etc. . . . . "  | 1,419    | 2       | 5       | 42      | 5       | 350      | 1,000    | 2,200    | 20,800   | ..       |
| APPAREL (excluding HOSIERY AND BOOTS AND SHOES)—                     |          |         |         |         |         |          |          |          |          |          |
| Apparel (including drapery, uniforms, and accoutrements) . . . Value | —        | —       | —       | —       | —       | 70,048   | 20,504   | 13,255   | 19,579   | 9,009    |
| Hats, caps, bonnets, and hatter's ware . . . . . "                   | —        | —       | —       | —       | —       | 2,92,920 | 2,88,463 | 2,00,002 | 2,74,558 | 1,87,457 |
| Others . . . . . "   | —        | —       | —       | —       | —       | 1,158    | 516      | 218      | 1,507    | 3,232    |
| Total Apparel (excluding hosiery and boots and shoes) . . . . . "    | —        | —       | —       | —       | —       | 3,04,426 | 3,13,543 | 3,04,870 | 2,95,642 | 1,49,698 |

No. 13—continued  
 ITALY including FIUME—continued  
 IMPORTS THEREFROM—continued

| ARTICLES  | QUANTITY  |           |         |         |         | VALUE    |          |          |          |          |
|---|-----------|-----------|---------|---------|---------|----------|----------|----------|----------|----------|
|   | 1931-32   | 1932-33   | 1933-34 | 1934-35 | 1935-36 | 1931-32  | 1932-33  | 1933-34  | 1934-35  | 1935-36  |
| ART. WORKS OF, other than PICTURES . . . Value  | —         | —         | —       | —       | —       | 82,034   | 1,12,895 | 45,679   | 88,064   | 66,719   |
| ASBESTOS—   |           |           |         |         |         |          |          |          |          |          |
| Manufactures (except for packing) . . . "   | —         | —         | —       | —       | —       | 1,31,286 | 46,637   | 39,599   | 66,957   | 31,275   |
| BELTING FOR MACHINERY—  |           |           |         |         |         |          |          |          |          |          |
| Of leather . . . "  | —         | —         | —       | —       | —       | 10,345   | 6,619    | 14,544   | 580      | ..       |
| " other materials . . . "   | —         | —         | —       | —       | —       | 2,599    | 1,149    | ..       | 2,164    | ..       |
| Total Belting for Machinery . . . "   | —         | —         | —       | —       | —       | 12,944   | 7,768    | 14,544   | 2,744    | ..       |
| BOBRINS . . . . . "   | —         | —         | —       | —       | —       | 46,620   | 18,400   | 14,034   | 2,598    | 5,928    |
| BOOKS, PRINTED AND PRINTED MATTER (not being STATIONERY), including MAPS AND CHARTS Cwts. | 92        | 103       | 81      | 113     | 74      | 10,261   | 15,569   | 7,779    | 9,762    | 7,641    |
| BOOTS AND SHOES—  |           |           |         |         |         |          |          |          |          |          |
| All Leather . . . Pairs   | 70,848    | 173,061   | 51,864  | 4,394   | 218     | 2,38,400 | 4,64,873 | 1,48,892 | 11,030   | 1,464    |
| Rubber soled—   |           |           |         |         |         |          |          |          |          |          |
| With canvas uppers . . . "  | 161,293   | 69,262    | 9,121   | 190     | 120     | 1,08,436 | 60,793   | 8,158    | 250      | 195      |
| Of other materials . . . "  | 48,183    | 101,849   | 11,821  | 2,198   | 81      | 93,568   | 1,36,324 | 18,151   | 2,191    | 123      |
| Total Boots and Shoes . . . "   | 280,324   | 344,172   | 71,296  | 6,782   | 419     | 4,40,204 | 7,10,495 | 1,78,241 | 16,520   | 1,807    |
| BRUSHES AND BROOMS . . . Doz.   | 7,048     | 2,968     | 4,866   | 3,119   | 1,164   | 13,904   | 6,402    | 5,075    | 4,126    | 91       |
| BUILDING AND ENGINEERING MATERIALS—   |           |           |         |         |         |          |          |          |          |          |
| Cement—   |           |           |         |         |         |          |          |          |          |          |
| Portland . . . Tons   | 1,340     | 11        | 83      | 196     | 39      | 51,606   | 853      | 3,107    | 5,542    | 2,452    |
| Tiles . . . No.   | 1,791,850 | 1,222,375 | 759,265 | 592,215 | 227,365 | 3,62,763 | 4,18,016 | 2,66,299 | 1,59,190 | 1,63,117 |
| Other kinds . . . Value   | —         | —         | —       | —       | —       | 1,05,303 | 1,05,132 | 63,080   | 70,836   | 1,27,771 |
| Total Building and Engineering materials . . . "  | —         | —         | —       | —       | —       | 5,19,692 | 5,29,509 | 3,32,486 | 2,35,567 | 3,22,440 |
| BUTTONS OF ALL SORTS—   |           |           |         |         |         |          |          |          |          |          |
| Metal . . . . . "   | —         | —         | —       | —       | —       | 9,645    | 12,180   | 12,926   | 7,220    | 523      |
| Other sorts . . . . . "   | —         | —         | —       | —       | —       | 3,23,903 | 5,52,129 | 3,53,239 | 2,37,568 | 1,07,664 |
| Total Buttons of all sorts . . . "  | —         | —         | —       | —       | —       | 3,33,549 | 5,64,309 | 3,66,165 | 2,44,848 | 1,08,187 |
| CHEMICALS AND CHEMICAL PREPARATIONS (excluding CHEMICAL MANURES AND MEDICINES)—           |           |           |         |         |         |          |          |          |          |          |
| Acids—  |           |           |         |         |         |          |          |          |          |          |
| Citric . . . . . "  | 286       | 578       | 1,323   | 1,109   | 346     | 22,091   | 30,745   | 63,806   | 52,038   | 45,314   |
| Tartaric . . . . . "  | 562       | 771       | 593     | 307     | 1,339   | 42,234   | 56,024   | 30,858   | 69,040   | 93,003   |
| Other sorts . . . . . "   | ..        | 2,240     | 941     | 770     | 58      | ..       | 30,533   | 15,074   | 12,466   | 2,926    |
| Total Acids . . . . . "   | 848       | 3,589     | 2,862   | 2,806   | 2,443   | 64,325   | 1,23,302 | 1,15,288 | 1,35,044 | 1,41,372 |

No. 13—continued  
 ITALY including FIUME—continued  
 IMPORTS THEREFROM—continued

| ARTICLES   | QUANTITY |         |         |         |         | VALUE     |           |           |           |           |
|--|----------|---------|---------|---------|---------|-----------|-----------|-----------|-----------|-----------|
|  | 1931-32  | 1932-33 | 1933-34 | 1934-35 | 1935-36 | 1931-32   | 1932-33   | 1933-34   | 1934-35   | 1935-36   |
|  |          |         |         |         |         | £         | £         | £         | £         | £         |
| <b>CHEMICALS AND CHEMICAL PREPARATIONS, ETC.—</b>                                      |          |         |         |         |         |           |           |           |           |           |
| <i>continued</i>   |          |         |         |         |         |           |           |           |           |           |
| Bleaching materials . Cwts.  | 3,594    | 14,429  | 10,666  | 48,084  | 23,278  | 22,186    | 71,829    | 89,577    | 2,18,062  | 90,008    |
| Carbide of calcium . "   | 6,040    | 2,024   | 1,291   | 98      | 10      | 91,785    | 26,419    | 10,000    | 1,090     | 142       |
| Soda Compounds . "   | 0,762    | 9,416   | 1,010   | 1,100   | 62      | 68,998    | 79,911    | 12,243    | 12,136    | 1,628     |
| Sulphur (Brimstone) . "  | 232,715  | 206,408 | 245,157 | 213,500 | 184,621 | 12,16,777 | 11,55,289 | 12,51,149 | 9,83,216  | 8,10,478  |
| Other sorts . Value  | —        | —       | —       | —       | —       | 41,778    | 50,907    | 60,852    | 54,046    | 50,287    |
| Total Chemicals and Chemical preparations, etc. "                                      | —        | —       | —       | —       | —       | 15,05,894 | 15,13,000 | 15,45,859 | 13,78,584 | 11,08,405 |
| <b>CLOCKS AND WATCHES AND PARTS THEREOF—</b>   |          |         |         |         |         |           |           |           |           |           |
| Clocks and timepieces No.  | 2,600    | 4,323   | 808     | 289     | 1,553   | 11,506    | 10,825    | 3,975     | 1,485     | 5,780     |
| Watches . "  | 950      | 376     | 2,201   | 69      | 218     | 2,462     | 2,004     | 26,096    | 938       | 3,239     |
| Parts of Clocks and Watches . Value  | —        | —       | —       | —       | —       | 3         | ..        | ..        | ..        | 31        |
| Total Clocks and Watches "   | —        | —       | —       | —       | —       | 13,971    | 12,329    | 30,071    | 2,373     | 9,050     |
| COAL . . . Lbs.  | 41,499   | 21,533  | 20,851  | 12,559  | 13,948  | 10,217    | 6,507     | 6,322     | 5,231     | 16,409    |
| <b>CORDAGE AND ROPE OF VEGETABLE FIBRE (excluding JUTE AND COTTON) . . . Cwts.</b>     |          |         |         |         |         |           |           |           |           |           |
|  | 1,013    | 1,729   | 897     | 688     | 530     | 70,017    | 1,17,014  | 59,447    | 47,293    | 40,048    |
| <b>DRUGS AND MEDICINES (excluding CHEMICALS AND NARCOTICS)—</b>                        |          |         |         |         |         |           |           |           |           |           |
| Camphor . . . Lbs.   | 479,100  | 377,705 | 188,000 | 179,300 | 116,181 | 6,49,318  | 4,87,941  | 1,97,336  | 1,65,867  | 1,04,295  |
| Proprietary and Patent Medicines . Value   | —        | —       | —       | —       | —       | 1,18,667  | 1,78,518  | 91,737    | 19,448    | 29,934    |
| Quinine Salts . . Lbs.   | ..       | 707     | 195     | 200     | 100     | ..        | 13,388    | 4,964     | 6,334     | 3,283     |
| Other sorts of Drugs and Medicines . Value   | —        | —       | —       | —       | —       | 48,648    | 72,596    | 1,31,518  | 1,72,031  | 36,892    |
| Total Drugs and Medicines "  | —        | —       | —       | —       | —       | 6,11,623  | 7,50,858  | 4,25,555  | 3,64,575  | 1,78,904  |
| <b>DYEING AND TANNING SUBSTANCES—</b>  |          |         |         |         |         |           |           |           |           |           |
| Aniline* . . . Lbs.  | 322,615  | —       | —       | —       | —       | 5,17,276  | —         | —         | —         | —         |
| Congo red . . . "  | —        | 166,482 | 15,680  | 19,040  | ..      | —         | 1,61,202  | 15,620    | 15,370    | ..        |
| Coupling dyes of the Naphthal group, etc. "  | —        | 22,576  | 16,088  | 20,234  | 5,600   | —         | 1,07,972  | 65,910    | 60,250    | 22,011    |
| Vats—Indigo . . . "  | ..       | 60,038  | 33,600  | 49,218  | 66,722  | ..        | 98,313    | 56,777    | 87,766    | 1,08,724  |
| Other sorts—Powder "   | —        | 10,417  | 820     | 448     | 3,147   | —         | 1,47,770  | 12,840    | 2,955     | 20,396    |
| Other sorts . Value  | —        | —       | —       | —       | —       | 10,550    | 2,88,797  | 1,68,591  | 1,86,831  | 1,94,266  |
| Total Dyeing and Tanning substances . "  | —        | —       | —       | —       | —       | 5,27,826  | 7,94,051  | 3,19,798  | 3,58,672  | 3,45,895  |
| <b>EARTHENWARE AND PORCELAIN—</b>  |          |         |         |         |         |           |           |           |           |           |
| Earthenware . . Value  | —        | —       | —       | —       | —       | 23,712    | 3,003     | 2,148     | 21,708    | 2,237     |
| Porcelain . . . "  | —        | —       | —       | —       | —       | 17,540    | 3,117     | 5         | 6,650     | 34,787    |
| Total Earthenware and Porcelain . . "  | —        | —       | —       | —       | —       | 36,252    | 6,180     | 2,148     | 28,419    | 37,024    |
| <b>FRUITS AND VEGETABLES—</b>  |          |         |         |         |         |           |           |           |           |           |
| <i>continued</i>   |          |         |         |         |         |           |           |           |           |           |
| Fresh fruits and vegetables, etc. . Value  | —        | —       | —       | —       | —       | 9,58,880  | 12,25,545 | 11,73,397 | 11,88,400 | 7,93,048  |
| <b>Fruits and vegetables: dried, salted, or preserved not being canned or bottled—</b> |          |         |         |         |         |           |           |           |           |           |
| Almonds . . . Tons   | 829      | 879     | 1,591   | 1,403   | 1,511   | 5,18,850  | 5,88,552  | 3,42,802  | 6,58,374  | 7,72,100  |
| Other sorts . . . "  | 898      | 797     | 61      | 74      | 20      | 1,69,316  | 1,54,972  | 20,731    | 25,721    | 10,854    |
| Total Fruits and Vegetables . Value  | —        | —       | —       | —       | —       | 16,42,246 | 19,10,069 | 20,36,540 | 18,22,495 | 15,70,101 |

\*Discontinued and shown under sub-heads from 1932-33.

No. 13—continued  
 ITALY (including FIUME)—continued  
 IMPORTS THEREFROM—continued

| ARTICLES  | QUANTITY |         |         |         |         | VALUE    |          |          |          |          |
|---|----------|---------|---------|---------|---------|----------|----------|----------|----------|----------|
|   | 1981-82  | 1982-83 | 1983-84 | 1984-85 | 1985-86 | 1981-82  | 1982-83  | 1983-84  | 1984-85  | 1985-86  |
|   |          |         |         |         |         | R        | R        | R        | R        | R        |
| <b>FURNITURE (AND CABINET-WARE)—</b>  |          |         |         |         |         |          |          |          |          |          |
| Furniture of wood other than bedsteads . . . Value                                | —        | —       | —       | —       | —       | 11,074   | 8,252    | 1,075    | 2,650    | 1,600    |
| Furniture of other materials (other than bedsteads) . . . "                       | —        | —       | —       | —       | —       | 2,424    | 2,260    | 5,861    | 8,702    | 14,525   |
| Mouldings . . . . . "   | —        | —       | —       | —       | —       | 84,576   | 44,430   | 87,806   | 1,46,014 | 1,34,860 |
| <b>GLASS AND GLASSWARE—</b>   |          |         |         |         |         |          |          |          |          |          |
| Bangles . . . . . Value   | —        | —       | —       | —       | —       | 14,223   | 4,353    | 76       | 2,921    | 160      |
| Beads and false pearls . . . Cwts.  | 4,908    | 3,211   | 3,137   | 4,788   | 4,641   | 1,85,384 | 1,70,986 | 1,80,857 | 2,60,843 | 2,83,138 |
| Other glassware . . . . . Value   | —        | —       | —       | —       | —       | 49,838   | 41,974   | 48,984   | 31,459   | 21,266   |
| Total Glass and Glassware . . . "   | —        | —       | —       | —       | —       | 2,48,945 | 2,17,268 | 2,29,917 | 2,94,633 | 2,54,564 |
| <b>HARDWARE, excluding CUTLERY AND ELECTROPLATED WARE—</b>                        |          |         |         |         |         |          |          |          |          |          |
| Enamelled iron ware . . . Value   | —        | —       | —       | —       | —       | 11,792   | 8,611    | 11,905   | 12,998   | 9,772    |
| Implements and tools other than agricultural implements and machine tools . . . " | —        | —       | —       | —       | —       | 66,879   | 18,136   | 68,051   | 68,196   | 11,757   |
| Lamps, glass . . . . . No.  | 4,921    | 2,876   | ..      | 5       | 12      | 2,019    | 4,021    | ..       | 18,816   | 96       |
| Other sorts . . . . . Value   | —        | —       | —       | —       | —       | 1,90,196 | 1,20,371 | 91,786   | 69,615   | 1,01,498 |
| Total Hardware, etc. . . . . "  | —        | —       | —       | —       | —       | 2,70,886 | 1,51,139 | 1,71,752 | 1,69,625 | 1,23,128 |
| <b>INSTRUMENTS, APPARATUS, AND APPLIANCES, AND PARTS THEREOF—</b>                 |          |         |         |         |         |          |          |          |          |          |
| Electrical including telegraph and telephone apparatus not being machinery—       |          |         |         |         |         |          |          |          |          |          |
| Electric fans and parts thereof . . . Value                                       | —        | —       | —       | —       | —       | 4,18,065 | 4,74,800 | 4,74,014 | 5,46,308 | 4,52,648 |
| Electric wire and cables . . . "  | —        | —       | —       | —       | —       | 5,458    | 11,571   | 3,078    | 3,088    | 1,624    |
| Telegraph and telephone instruments and apparatus . . . "                         | —        | —       | —       | —       | —       | ..       | 5,205    | 3,640    | 10,954   | 778      |
| Electric lamps and parts thereof—   |          |         |         |         |         |          |          |          |          |          |
| Gas filled electric bulbs . . . No.   | 10,488   | 5,340   | 20,000  | 61,770  | 54,004  | 18,074   | 4,537    | 10,938   | 36,055   | 35,599   |
| Vacuum electric bulbs . . . "   | 28,102   | 19,550  | 63,568  | 73,269  | 87,205  | 11,421   | 7,849    | 22,055   | 24,189   | 24,718   |
| Parts and accessories of electric lamps . . . Value                               | —        | —       | —       | —       | —       | 12,232   | 20,002   | 6,733    | 2,286    | 3,467    |
| Electric lighting accessories and fittings (excluding switches) . . . "           | —        | —       | —       | —       | —       | 11,381   | 6,772    | 3,649    | 5,044    | 10,111   |
| Meters . . . . . "  | —        | —       | —       | —       | —       | 4,028    | 33,442   | 64,860   | 1,10,985 | 24,005   |
| Other sorts . . . . . "   | —        | —       | —       | —       | —       | 52,644   | 52,475   | 37,762   | 13,272   | 66,651   |
| Total Instruments, Electrical, etc. . . . . "                                     | —        | —       | —       | —       | —       | 5,23,898 | 6,18,702 | 6,27,140 | 7,61,021 | 6,19,690 |



No. 13—continued  
 ITALY (including FIUME)—continued  
 IMPORTS THEREFROM—continued

| ARTICLES   | QUANTITY |           |         |         |         | VALUE    |          |          |          |          |
|--|----------|-----------|---------|---------|---------|----------|----------|----------|----------|----------|
|  | 1931-32  | 1932-33   | 1933-34 | 1934-35 | 1935-36 | 1931-32  | 1932-33  | 1933-34  | 1934-35  | 1935-36  |
| <b>INSTRUMENTS, APPARATUS AND APPLIANCES, AND PARTS THEREOF—contd.</b>   |          |           |         |         |         |          |          |          |          |          |
| <b>Musical—</b>  |          |           |         |         |         |          |          |          |          |          |
| Talking machines and accessories—  |          |           |         |         |         |          |          |          |          |          |
| Accessories— Value   | —        | —         | —       | —       | —       | 10,021   | 10,913   | 11,244   | 4,894    | 4,892    |
| Other sorts including parts of musical instruments . . .   | —        | —         | —       | —       | —       | 13,437   | 22,426   | 23,817   | 7,719    | 2,124    |
| <b>Total Musical Instruments</b>   | —        | —         | —       | —       | —       | 31,458   | 30,330   | 35,061   | 12,613   | 6,516    |
| <b>Optical</b>   |          |           |         |         |         |          |          |          |          |          |
| Photographic—  |          |           |         |         |         |          |          |          |          |          |
| Cinematograph films—   |          |           |         |         |         |          |          |          |          |          |
| Raw films, i. e., blank films on which no picture has been impressed   |          |           |         |         |         |          |          |          |          |          |
| Length in feet   | 472,984  | 1,397,968 | 501,200 | 522,770 | 144,815 | 10,539   | 41,902   | 10,113   | 10,649   | 7,079    |
| Exposed films  | 21,163   | 64,579    | 74,644  | 48,535  | 48,054  | 6,103    | 13,787   | 21,427   | 10,897   | 14,125   |
| <b>Total Cinematograph films</b>   | 494,147  | 1,962,547 | 575,844 | 566,305 | 192,869 | 16,642   | 55,689   | 31,540   | 21,546   | 21,804   |
| Photographic, other than Cinematograph films Value   | —        | —         | —       | —       | —       | 1,070    | 1,000    | 880      | 34,024   | 16,950   |
| Scientific . . .   | —        | —         | —       | —       | —       | 5,080    | 2,367    | 5,002    | 4,006    | 10,372   |
| Surgical . . .   | —        | —         | —       | —       | —       | 19,554   | 8,496    | 8,753    | 11,889   | 17,075   |
| Wireless apparatus . . .   | —        | —         | —       | —       | —       | 3,193    | 1,867    | 781      | 2,843    | 10,153   |
| Other kinds . . .  | —        | —         | —       | —       | —       | 9,296    | 3,113    | 5,631    | 14,903   | 17,140   |
| <b>Total Instruments, Apparatus, and Appliances, and parts thereof</b>   | —        | —         | —       | —       | —       | 6,10,224 | 7,84,209 | 7,22,781 | 8,75,095 | 7,81,003 |
| <b>JEWELLERY (excluding IMITATION JEWELLERY AND PRECIOUS STONES AND PEARLS, UNSET, ALSO PLATE OF GOLD AND SILVER)—</b> |          |           |         |         |         |          |          |          |          |          |
| Jewellery . . .  | —        | —         | —       | —       | —       | 2,691    | 3,315    | 1,379    | 12,414   | 4,447    |
| Plate of gold and silver . . .   | —        | —         | —       | —       | —       | 11,486   | 2,609    | 854      | 1,320    | 1,728    |
| <b>Total Jewellery</b>   | —        | —         | —       | —       | —       | 14,177   | 5,924    | 2,233    | 13,734   | 6,175    |
| <b>LEATHER—</b>  |          |           |         |         |         |          |          |          |          |          |
| Skins, tanned or dressed Tons  | 1        | 3         | 16      | 15      | 1       | 16,564   | 32,576   | 1,02,192 | 88,783   | 7,780    |
| Unwrought . . . Cwts.  | 38       | 15        | 56      | 2       | ..      | 16,556   | 4,043    | 16,151   | 1,126    | ..       |
| Other sorts . . . Value  | —        | —         | —       | —       | —       | 21,347   | 13,538   | 11,035   | 33,931   | 6,201    |
| <b>Total Leather</b>   | —        | —         | —       | —       | —       | 54,467   | 50,206   | 1,29,378 | 1,23,890 | 14,041   |
| <b>LIQUORS, including DENATURED AND PERFUMED SPIRITS—</b>  |          |           |         |         |         |          |          |          |          |          |
| Ale, beer and porter . . . Liquid Gals.  | 6,460    | 1,237     | 915     | 234     | 44      | 13,958   | 2,542    | 1,799    | 497      | 117      |
| <b>Spirit—</b>   |          |           |         |         |         |          |          |          |          |          |
| Spirit present in drugs, medicines, or chemicals . . .   | 843      | 1,314     | 1,371   | 1,073   | 845     | 16,938   | 24,635   | 22,325   | 24,662   | 15,319   |
| Other sorts . . .  | 398      | 117       | 237     | 191     | 123     | 5,901    | 3,234    | 8,362    | 5,828    | 4,604    |
| <b>Total Spirit</b>  | 1,241    | 1,431     | 2,108   | 1,264   | 968     | 22,839   | 28,019   | 30,687   | 30,490   | 19,923   |
| <b>Wines—</b>  |          |           |         |         |         |          |          |          |          |          |
| Still red wines other than port . . .  | 1,191    | 2,208     | 1,182   | 1,119   | 1,414   | 8,166    | 15,401   | 8,313    | 8,300    | 12,863   |
| Other sorts, including Vermouth and Ginger wine . . .  | 21,079   | 25,684    | 25,248  | 20,741  | 25,164  | 1,24,231 | 1,64,061 | 1,73,293 | 1,30,934 | 1,04,624 |
| <b>Total Wines</b>   | 23,170   | 28,092    | 26,430  | 21,860  | 26,578  | 1,32,397 | 1,79,462 | 1,82,111 | 1,48,234 | 1,77,487 |
| <b>Total Liquors</b>   | 30,870   | 30,760    | 29,453  | 23,363  | 27,590  | 1,60,194 | 2,10,023 | 2,14,497 | 1,79,221 | 1,97,542 |
| <b>MACHINERY AND MILLWORK—</b>   |          |           |         |         |         |          |          |          |          |          |
| Prime-movers (other than electrical)—  |          |           |         |         |         |          |          |          |          |          |
| Locomotives (including those for railways)—  |          |           |         |         |         |          |          |          |          |          |
| Railway locomotive Engines, tenders and parts thereof Value  | —        | —         | —       | —       | —       | 2,71,410 | 20,346   | 55,336   | 1,31,308 | 16,376   |
| Parts of Steam Engines . . .   | —        | —         | —       | —       | —       | 1,197    | ..       | ..       | 10,975   | ..       |
| Other than Locomotives—  |          |           |         |         |         |          |          |          |          |          |
| Gas engines . . . No.  | —        | —         | —       | —       | 2       | ..       | ..       | ..       | ..       | ..       |
| Oil Engines . . .  | —        | —         | —       | —       | 3       | 1,30,752 | 9,676    | 14,369   | 24,950   | 13,230   |
| Parts of Oil Engines Value   | 22       | 4         | 3       | 3       | 3       | 53,756   | 35,336   | 35,572   | 13,309   | 6,143    |
| Other sorts . . .  | —        | —         | —       | —       | —       | 32,376   | 7,903    | ..       | 2,743    | 6,230    |
| <b>Total Prime-movers (other than electrical)</b>  | —        | —         | —       | —       | —       | 4,95,500 | 73,261   | 1,05,277 | 1,38,470 | 35,912   |
| <b>Electrical machinery of all kinds not including instruments, apparatus, appliances and parts thereof—</b>           |          |           |         |         |         |          |          |          |          |          |
| Generators, alternators, and dynamos . . .   | —        | —         | —       | —       | —       | 21,307   | 9,112    | 2,516    | 5,953    | 73,725   |
| Motors . . .   | —        | —         | —       | —       | —       | 16,743   | 11,053   | 1,20,975 | 23,923   | 47,327   |
| Transformers . . .   | —        | —         | —       | —       | —       | 20,404   | 7,131    | 1,534    | 3,233    | 2,276    |
| Turbo-generating sets . . .  | —        | —         | —       | —       | —       | 17,732   | ..       | 2,755    | ..       | 17,441   |
| Other kinds . . .  | —        | —         | —       | —       | —       | 37,391   | 49,973   | 39,510   | 93,335   | 1,33,907 |
| <b>Total Electrical Machinery of all kinds</b>   | —        | —         | —       | —       | —       | 1,64,627 | 77,310   | 1,67,280 | 1,36,443 | 2,79,676 |

No. 13—continued  
 ITALY (including FIUME)—continued  
 IMPORTS THEREFROM—continued

| ARTICLES  | QUANTITY |         |         |         |         | VALUE    |          |          |          |          |
|---|----------|---------|---------|---------|---------|----------|----------|----------|----------|----------|
|   | 1931-32  | 1932-33 | 1933-34 | 1934-35 | 1935-36 | 1931-32  | 1932-33  | 1933-34  | 1934-35  | 1935-36  |
| <b>MACHINERY AND MILLWORK—contd.</b>                        |          |         |         |         |         |          |          |          |          |          |
| Machinery, not being prime-movers or electrical machinery—  |          |         |         |         |         | R        | R        | R        | R        | R        |
| Bollers . . . . . Value                                     | —        | —       | —       | —       | —       | 2,327    | 2,026    | 30,250   | 266      | 469      |
| Boot and Shoe manufacturing machinery . . .                 | —        | —       | —       | —       | —       | ..       | ..       | 12,508   | 17,665   | 3,207    |
| Oil crushing and Refining Machinery . . .                   | —        | —       | —       | —       | —       | 20,440   | 5,642    | 2,848    | 658      | ..       |
| Paper Mill Machinery . . .                                  | —        | —       | —       | —       | —       | 984      | ..       | ..       | 18,940   | 3,377    |
| Pumping machinery (a) . . .                                 | —        | —       | —       | —       | —       | —        | —        | 41,442   | 28,197   | 17,688   |
| Rice and flour mill machinery . . .                         | —        | —       | —       | —       | —       | 18,691   | 14,832   | 1,780    | 14,005   | ..       |
| Sugar machinery . . .                                       | —        | —       | —       | —       | —       | ..       | 281      | 13,444   | 4,305    | 10,396   |
| <b>Textile machinery—</b>                                   |          |         |         |         |         |          |          |          |          |          |
| Cotton—   |          |         |         |         |         |          |          |          |          |          |
| Bleaching and dyeing Machinery . . .                        | —        | —       | —       | —       | —       | 100      | 7,280    | 8,406    | 56,168   | 89,905   |
| Printing machinery . . .                                    | —        | —       | —       | —       | —       | ..       | ..       | ..       | ..       | 16,680   |
| Spinning machinery . . .                                    | —        | —       | —       | —       | —       | 89,842   | 56,619   | 3,44,156 | 41,108   | 70,585   |
| Weaving . . . . .   | —        | —       | —       | —       | —       | 1,54,719 | 64,715   | 1,79,650 | 1,00,287 | 28,254   |
| Other sorts . . . . .                                       | —        | —       | —       | —       | —       | ..       | 4,189    | 82,828   | 1,12,204 | 1,80,252 |
| Shuttles (excluding those for sewing machines) . . .        | —        | —       | —       | —       | —       | 1,05,872 | 1,18,608 | 91,047   | 1,23,697 | 45,810   |
| Other sorts . . . . .                                       | —        | —       | —       | —       | —       | 81,272   | 41,870   | 28,428   | 78,105   | 44,871   |
| Total Textile Machinery . . .                               | —        | —       | —       | —       | —       | 3,31,299 | 3,07,781 | 6,79,568 | 5,13,689 | 3,77,307 |
| <b>Typewriters and parts thereof . . .</b>                  |          |         |         |         |         |          |          |          |          |          |
| Other sorts of machinery . . .                              | —        | —       | —       | —       | —       | 10,339   | 2,054    | 1,711    | 1,668    | 3,986    |
| Total Machinery and Millwork . . .                          | —        | —       | —       | —       | —       | 2,93,337 | 2,51,039 | 2,60,320 | 2,90,287 | 4,47,182 |
| <b>MANURES—</b>   |          |         |         |         |         |          |          |          |          |          |
| Nitrogenous . . . . . Tons                                  | 900      | 126     | ..      | 100     | 100     | 81,572   | 10,388   | ..       | 8,810    | 3,777    |
| Other kinds . . . . .                                       | 21       | 305     | 1       | 500     | 1       | 1,037    | 7,740    | 90       | 45,211   | 849      |
| Total Manures . . . . .                                     | 921      | 431     | 1       | 600     | 101     | 82,609   | 18,128   | 90       | 54,021   | 9,626    |
| <b>METALS AND ORES—</b>                                     |          |         |         |         |         |          |          |          |          |          |
| Brass, Bronze, and similar alloys and manufactures thereof— |          |         |         |         |         |          |          |          |          |          |
| Wrought—  |          |         |         |         |         |          |          |          |          |          |
| Mixed or yellow metal, for sheathing Cwts.                  | 5,415    | ..      | 7       | ..      | ..      | 1,77,890 | ..       | 677      | ..       | ..       |
| Wire . . . . .  | 256      | 817     | ..      | ..      | ..      | 10,699   | 88,484   | ..       | ..       | ..       |
| Other sorts . . . . .                                       | 198      | 186     | 27      | 15      | 107     | 8,419    | 6,838    | 2,075    | 5,310    | 5,961    |
| Total of Brass, Bronze, etc. . .                            | 5,804    | 968     | 34      | 15      | 107     | 1,97,008 | 40,822   | 2,752    | 5,310    | 5,961    |
| <b>Ferro Alloys . . . . . Tons</b>                          | 40       | 145     | 393     | 638     | 214     | 10,163   | 38,326   | 2,54,058 | 1,57,666 | 46,709   |
| German silver (including nickel silver) . . . Cwts.         | 4,200    | 7,711   | 6,016   | 4,670   | 4,134   | 2,75,562 | 5,11,410 | 3,70,968 | 2,62,784 | 2,37,488 |
| <b>Iron or Steel—</b>                                       |          |         |         |         |         |          |          |          |          |          |
| Balls and Nuts . . . . . Tons                               | 25       | 25      | 3       | 30      | 34      | 3,067    | 10,281   | 1,594    | 7,947    | 3,197    |
| Fencing materials (including fencing wire) . . .            | 180      | 113     | 3       | 4       | 1       | 23,195   | 21,151   | 2,454    | 1,725    | 355      |
| Hoops and strips . . . . .                                  | 13       | ..      | ..      | 1       | ..      | 17,349   | ..       | ..       | 408      | ..       |
| <b>Screws—</b>  |          |         |         |         |         |          |          |          |          |          |
| Boxen (wood) . . . . .                                      | 39       | 51      | 9       | 8       | 2       | 21,993   | 24,563   | 5,746    | 3,071    | 676      |
| Tinplates, protected . . . . .                              | ..       | 11      | 33      | 852     | 655     | ..       | 3,045    | 24,941   | 2,59,565 | 2,06,751 |
| Wire nails . . . . .  | 26       | 16      | 368     | 471     | 180     | 4,000    | 2,438    | 58,742   | 75,448   | 28,900   |
| Wire, other than fencing wire . . . . .                     | 205      | 46      | 4       | 22      | 36      | 28,764   | 12,171   | 590      | 18,220   | 9,227    |
| Other manufactures . . . . .                                | 58       | 27      | 18      | 177     | 378     | 20,196   | 18,758   | 6,667    | 58,314   | 1,00,179 |
| Total Iron or Steel . . . . .                               | 545      | 289     | 488     | 1,565   | 1,290   | 1,28,564 | 87,457   | 1,00,734 | 4,19,698 | 3,54,254 |

(a) Separately recorded from 1933-34.

ITALY (including FIUME)—continued  
IMPORTS THEREFROM—continued

| ARTICLES  | QUANTITY      |               |               |               |              | VALUE            |                  |                  |                  |                  |
|---|---------------|---------------|---------------|---------------|--------------|------------------|------------------|------------------|------------------|------------------|
|   | 1931-32       | 1932-33       | 1933-34       | 1934-35       | 1935-36      | 1931-32          | 1932-33          | 1933-34          | 1934-35          | 1935-36          |
| <b>MINERALS AND ORES—contd.</b>   |               |               |               |               |              | R                | R                | R                | R                | R                |
| Quicksilver . . . Lbs.  | 160,688       | 255,599       | 219,817       | 125,477       | 271,106      | 6,52,107         | 8,61,615         | 6,08,109         | 3,07,787         | 5,87,475         |
| Others . . . Tons   | 117           | 68            | 88            | 152           | 104          | 94,754           | 50,861           | 52,926           | 71,818           | 90,290           |
| <b>Total Metals (excluding Ores) "</b>                                  | <b>1,279</b>  | <b>1,051</b>  | <b>1,819</b>  | <b>2,640</b>  | <b>1,041</b> | <b>13,59,158</b> | <b>15,89,491</b> | <b>13,98,587</b> | <b>12,25,042</b> | <b>18,28,172</b> |
| <b>NICA . . . Cwtg.</b>   | <b>39</b>     | <b>..</b>     | <b>141</b>    | <b>..</b>     | <b>..</b>    | <b>12,964</b>    | <b>..</b>        | <b>3,319</b>     | <b>..</b>        | <b>..</b>        |
| <b>OILS—</b>  |               |               |               |               |              |                  |                  |                  |                  |                  |
| Essential . . . Gals.   | 692           | 696           | 1,054         | 1,008         | 1,110        | 22,387           | 25,628           | 50,185           | 29,698           | 41,773           |
| Mineral . . . "   | 88            | 310           | 174           | 46            | ..           | 564              | 768              | 567              | 86               | ..               |
| Mineral grease, including petroleum jelly (a) . lbs.                    | 9,678         | 18,951        | 5,787         | 374           | ..           | 2,399            | 2,998            | 908              | 140              | ..               |
| Vegetable, non-essential Gals.  | 2,122         | 2,245         | 1,148         | 2,601         | 1,859        | 12,690           | 12,186           | 5,050            | 10,711           | 6,737            |
| <b>Total Oils . . . "</b>   | <b>—</b>      | <b>—</b>      | <b>—</b>      | <b>—</b>      | <b>—</b>     | <b>38,040</b>    | <b>42,598</b>    | <b>56,710</b>    | <b>40,575</b>    | <b>48,510</b>    |
| <b>PAINTS AND PAINTERS' MATERIALS—</b>                                  |               |               |               |               |              |                  |                  |                  |                  |                  |
| <b>Paints and colours—</b>  |               |               |               |               |              |                  |                  |                  |                  |                  |
| Barytes . . . Cwts.   | 7,020         | 518           | 10,080        | 28,938        | 6,875        | 22,682           | 1,394            | 28,778           | 78,669           | 22,070           |
| <b>Red Lead—</b>  |               |               |               |               |              |                  |                  |                  |                  |                  |
| Genuine dry . . . "   | 4,502         | 1,783         | 1,195         | 822           | 3,312        | 76,844           | 26,348           | 15,148           | 10,076           | 37,701           |
| <b>White Lead—</b>  |               |               |               |               |              |                  |                  |                  |                  |                  |
| Genuine dry . . . "   | 1,937         | 581           | 925           | 2,900         | 1,640        | 85,424           | 9,720            | 17,818           | 44,928           | 25,604           |
| <b>Other sorts—</b>   |               |               |               |               |              |                  |                  |                  |                  |                  |
| Coloured dry . . . "  | 2,169         | 2,616         | 2,407         | 1,667         | 1,604        | 31,068           | 37,314           | 30,505           | 29,579           | 13,868           |
| Coloured moist . . . "  | 1,013         | 190           | 37            | 57            | 16           | 25,992           | 10,523           | 1,867            | 1,950            | 978              |
| White . . . "   | ..            | ..            | 6             | ..            | ..           | ..               | 1,068            | 88               | ..               | ..               |
| Other kinds of paints . Value   | —             | —             | —             | —             | —            | ..               | ..               | 2,021            | 2,085            | 4,750            |
| Painters' materials . . . "   | —             | —             | —             | —             | —            | 22,768           | 45,982           | 42,940           | 78,019           | 66,050           |
| <b>Total Paints and Painters' Materials . . . "</b>                     | <b>—</b>      | <b>—</b>      | <b>—</b>      | <b>—</b>      | <b>—</b>     | <b>2,15,673</b>  | <b>1,32,799</b>  | <b>1,39,165</b>  | <b>2,35,306</b>  | <b>1,70,606</b>  |
| <b>PAPER AND PASTEBOARD—</b>  |               |               |               |               |              |                  |                  |                  |                  |                  |
| <b>Paper—</b>   |               |               |               |               |              |                  |                  |                  |                  |                  |
| Packing and wrapping paper(a) . . . Cwts.                               | 2,200         | 2,894         | 2,202         | 1,987         | 881          | 45,678           | 84,922           | 64,680           | 39,687           | 113,149          |
| <b>Printing paper—</b>  |               |               |               |               |              |                  |                  |                  |                  |                  |
| News printing (b) . . . "   | 14,948        | 6,084         | 2,244         | 777           | —            | 1,40,288         | 76,720           | 19,289           | 11,927           | —                |
| Other sorts (c) . . . "   | 4,327         | 1,225         | 3,742         | 5,398         | —            | 79,021           | 75,937           | 65,481           | 88,866           | —                |
| <b>White printing paper other than machine glazed poster and litho—</b> |               |               |               |               |              |                  |                  |                  |                  |                  |
| News printing (c) . . . "   | —             | —             | —             | —             | 1,324        | —                | —                | —                | —                | 23,697           |
| Others (c) . . . "  | —             | —             | —             | —             | 2,738        | —                | —                | —                | —                | 58,657           |
| Other sorts of printing paper (c) . . . "                               | —             | —             | —             | —             | 1,207        | —                | —                | —                | —                | 15,951           |
| <b>Total Printing Paper . . . "</b>                                     | <b>19,275</b> | <b>10,909</b> | <b>5,986</b>  | <b>6,170</b>  | <b>5,374</b> | <b>2,20,204</b>  | <b>1,52,057</b>  | <b>84,770</b>    | <b>1,00,293</b>  | <b>98,295</b>    |
| <b>Writing paper and envelopes—</b>                                     |               |               |               |               |              |                  |                  |                  |                  |                  |
| Writing paper in large sheets (b) . . . "                               | 576           | 840           | 371           | 113           | —            | 14,553           | 15,046           | 6,711            | 2,291            | —                |
| Other kinds of Paper . . . "  | 1,196         | 2,284         | 1,508         | 1,988         | 546          | 45,106           | 97,840           | 55,700           | 59,927           | 18,970           |
| Paper Manufactures . . . "  | 1,287         | 657           | 104           | 680           | 366          | 15,747           | 22,261           | 9,086            | 22,207           | 21,534           |
| Pasteboard, Millboard and Cardboard . . . "                             | 1,158         | 1,481         | 49            | 1,229         | 2,165        | 13,022           | 16,117           | 1,385            | 13,794           | 21,329           |
| <b>Total Paper and Pasteboard . . . "</b>                               | <b>25,692</b> | <b>19,905</b> | <b>11,220</b> | <b>12,117</b> | <b>9,332</b> | <b>2,54,910</b>  | <b>2,88,348</b>  | <b>2,22,332</b>  | <b>2,38,199</b>  | <b>1,73,277</b>  |

(a) Figures prior to 1935-36 relate to packing paper only.  
(b) Discontinued from 1935-36.  
(c) Separately recorded from 1935-36.

No. 13—continued  
 ITALY (including FIUME)—continued  
 IMPORTS THEREFROM—continued

| ARTICLES   | QUANTITY |         |         |         |         | VALUE     |           |          |          |          |
|--|----------|---------|---------|---------|---------|-----------|-----------|----------|----------|----------|
|  | 1931-32  | 1932-33 | 1933-34 | 1934-35 | 1935-36 | 1931-32   | 1932-33   | 1933-34  | 1934-35  | 1935-36  |
| <b>PRINTING AND LITHOGRAPHING MACHINERY AND MATERIALS (excluding PAPER)—</b> |          |         |         |         |         | R         | R         | R        | R        | R        |
| Printing and Lithographing Presses . . . . . Value                           | —        | —       | —       | —       | —       | 4,122     | 4,008     | 10,436   | 11,050   | 12,490   |
| Others . . . . . "   | —        | —       | —       | —       | —       | 6,521     | 6,560     | 1,780    | 4,413    | 9,992    |
| Total Printing, etc. . . . . "   | —        | —       | —       | —       | —       | 10,643    | 10,568    | 12,171   | 16,363   | 22,482   |
| <b>PRINTS, ENGRAVINGS AND PICTURES—</b>                                      |          |         |         |         |         |           |           |          |          |          |
| Photographs and Picture Postcards . . . . . "                                | —        | —       | —       | —       | —       | 240       | 1,565     | 1,281    | 23,192   | 46       |
| Others . . . . . "   | —        | —       | —       | —       | —       | 2,898     | 785       | 1,577    | 43,531   | 5,714    |
| Total Prints, etc. . . . . "   | —        | —       | —       | —       | —       | 3,138     | 2,350     | 2,858    | 66,723   | 5,760    |
| <b>PROVISIONS AND OILMAN'S STORES—</b>                                       |          |         |         |         |         |           |           |          |          |          |
| Canned and bottled provisions . . . . . Cwts.                                | 3,990    | 3,099   | 2,657   | 3,037   | 2,538   | 1,22,274  | 1,44,988  | 1,34,110 | 1,54,472 | 1,32,618 |
| Cheese . . . . . "   | 112      | 237     | 220     | 320     | 260     | 11,936    | 24,401    | 26,018   | 28,837   | 24,239   |
| Confectionery . . . . . "  | 178      | 119     | 166     | 113     | 112     | 19,682    | 14,027    | 19,494   | 11,041   | 13,586   |
| Farinaceous and patent foods . . . . . "                                     | 139      | 251     | 303     | 1,230   | 945     | 4,152     | 7,098     | 19,919   | 29,985   | 29,703   |
| Milk, condensed and preserved (including milk cream) . . . . . "             | 15,588   | 16,261  | 16,484  | 11,304  | 7,427   | 3,17,923  | 2,34,628  | 2,11,906 | 1,45,061 | 1,00,700 |
| Other sorts of provisions . . . . . Value                                    | —        | —       | —       | —       | —       | 49,885    | 42,494    | 39,412   | 36,278   | 44,674   |
| Total Provisions and Oilman's stores . . . . . "                             | —        | —       | —       | —       | —       | 5,31,852  | 4,67,089  | 4,58,859 | 4,05,614 | 3,42,720 |
| <b>RUBBER—</b>   |          |         |         |         |         |           |           |          |          |          |
| <b>Manufactures—</b>   |          |         |         |         |         |           |           |          |          |          |
| Pneumatic motor covers No. 2   | 30,416   | 32,445  | 10,521  | 3,648   | 579     | 12,46,039 | 13,84,682 | 3,75,891 | 1,24,922 | 15,952   |
| Pneumatic motor tubes . . . . . "  | 3,561    | 2,251   | 244     | 146     | 302     | 23,249    | 16,812    | 1,701    | 902      | 2,918    |
| Pneumatic motor cycle covers . . . . . "                                     | 488      | 854     | 431     | 14      | ..      | 5,757     | 11,312    | 4,920    | 184      | ..       |
| Pneumatic cycle covers . . . . . "   | 234,068  | 37,048  | 21,970  | 400     | 4,001   | 3,57,755  | 59,085    | 27,149   | 570      | 4,460    |
| Pneumatic cycle tubes . . . . . "  | 21,019   | 24,000  | 4,450   | ..      | ..      | 18,401    | 14,881    | 2,901    | ..       | ..       |
| Solid rubber tyres for motor vehicles . . . . . "                            | 20       | ..      | ..      | 308     | 332     | 1,621     | ..        | ..       | 18,052   | 16,089   |
| Other manufactures, except apparel, boots, and shoes . . . . . Value         | —        | —       | —       | —       | —       | 23,920    | 21,787    | 7,763    | 10,678   | 3,074    |
| Total Rubber manufactures . . . . . "  | —        | —       | —       | —       | —       | 16,76,743 | 15,02,509 | 4,19,825 | 1,57,258 | 42,493   |
| <b>SMOKERS' REQUISITES (excluding TOBACCO)</b> . . . . . "                   | —        | —       | —       | —       | —       | 22,784    | 35,334    | 39,300   | 30,108   | 43,588   |
| <b>STATIONERY (excluding PAPER)</b> . . . . . "                              | —        | —       | —       | —       | —       | 1,19,170  | 98,109    | 43,706   | 73,173   | 25,740   |
| <b>STONE AND MARBLE—</b>   |          |         |         |         |         |           |           |          |          |          |
| Stone and marble . . . . . Tons  | 2,344    | 3,297   | 4,331   | 5,821   | 7,684   | 2,50,267  | 3,55,741  | 3,56,014 | 4,34,483 | 5,28,932 |
| Articles of Stone and Marble . . . . . "                                     | 42       | 130     | 172     | 594     | 522     | 11,911    | 59,645    | 63,286   | 65,507   | 30,663   |
| Total Stone and Marble . . . . . "   | 2,386    | 3,427   | 4,503   | 6,415   | 8,206   | 2,62,178  | 4,15,386  | 4,19,300 | 5,00,050 | 5,59,595 |
| <b>TEXTILES—</b>   |          |         |         |         |         |           |           |          |          |          |
| <b>Cotton—</b>   |          |         |         |         |         |           |           |          |          |          |
| Raw . . . . . "  | 5        | 113     | ..      | ..      | ..      | 3,759     | 86,974    | ..       | 160      | 25       |
| <b>Manufactures—</b>   |          |         |         |         |         |           |           |          |          |          |
| Twist and yarn—  |          |         |         |         |         |           |           |          |          |          |
| Grey Nos. 31 to 40 Lbs.  | ..       | 2,000   | ..      | ..      | ..      | ..        | 2,358     | ..       | ..       | ..       |
| Two-folds (doubles) (a) . . . . . "  | 127,600  | 1,230   | ..      | ..      | ..      | 1,08,115  | 951       | ..       | ..       | ..       |
| Total Grey . . . . . "   | 127,600  | 3,230   | ..      | ..      | ..      | 1,08,115  | 3,304     | ..       | ..       | ..       |

(a) Sub-divided into groups by counts from 1934-35.

ITALY (including FIUME)—continued

IMPORTS THEREFROM—continued

| ARTICLES                                      | QUANTITY  |           |         |         |         | VALUE    |          |         |          |         |
|---|-----------|-----------|---------|---------|---------|----------|----------|---------|----------|---------|
|   | 1931-32   | 1932-33   | 1933-34 | 1934-35 | 1935-36 | 1931-32  | 1932-33  | 1933-34 | 1934-35  | 1935-36 |
|   |           |           |         |         |         | R        | R        | R       | R        | R       |
| <b>TEXTILES—continued</b>                     |           |           |         |         |         |          |          |         |          |         |
| <b>Cotton—continued</b>                       |           |           |         |         |         |          |          |         |          |         |
| <b>Manufactures—continued</b>                 |           |           |         |         |         |          |          |         |          |         |
| <b>Twist and Yarn—continued</b>               |           |           |         |         |         |          |          |         |          |         |
| Coloured—                                     |           |           |         |         |         |          |          |         |          |         |
| Nos. 31 to 40 . Lbs.                          | 10,000    | 1,500     | 17,510  | 4,400   | ..      | 10,000   | 1,500    | 16,735  | 4,593    | ..      |
| Total Coloured . "                            | 10,000    | 1,500     | 17,510  | 4,400   | ..      | 10,000   | 1,500    | 16,735  | 4,593    | ..      |
| Others . . . . "                              | 4,839     | 714       | 580     | 20      | ..      | 4,583    | 583      | 545     | 20       | ..      |
| Total Twist and Yarn . "                      | 142,489   | 5,444     | 18,090  | 4,420   | ..      | 1,22,608 | 5,287    | 17,280  | 4,613    | ..      |
| Blankets . . . . "                            | 49,239    | ..        | 785     | 46,559  | 12,729  | 20,047   | ..       | 785     | 32,049   | 7,271   |
| Canvas . . . . Yards                          | 34,349    | 124,042   | 18,839  | 13,812  | ..      | 3,677    | 17,497   | 1,880   | 1,782    | ..      |
| Hosiery . . . . Value                         | —         | —         | —       | —       | —       | 12,440   | 4,809    | 520     | 5,325    | 2,288   |
| <b>Piecegoods—</b>                            |           |           |         |         |         |          |          |         |          |         |
| Grey (unbleached) plain grey . . . . Yards    | 4,812     | 4,095     | 73      | 25,378  | ..      | 1,116    | 857      | 20      | 13,757   | ..      |
| <b>White (Bleached)—</b>                      |           |           |         |         |         |          |          |         |          |         |
| Embroidered all overs (a) . "                 | —         | —         | —       | 444,702 | 132,652 | —        | —        | —       | 1,86,540 | 61,713  |
| Jaconet, Madapolams, Cambrics and Muslins . " | 1,011,441 | 427,763   | 42,732  | 14,342  | 3,049   | 2,27,582 | 1,64,209 | 15,712  | 6,033    | 1,523   |
| Lawns . . . . "                               | 123,831   | 93,236    | 27,357  | 3,400   | ..      | 49,505   | 43,042   | 10,853  | 2,138    | ..      |
| Longcloth and shirtings . "                   | 45,791    | 3,580     | 116     | —       | 48      | 10,684   | 1,553    | 69      | ..       | 24      |
| Unspecified descriptions . . . . "            | 3,606     | 44,366    | ..      | 2,382   | 7,200   | 7,322    | 13,980   | ..      | 697      | 2,477   |
| Total White (bleached) . "                    | 1,194,669 | 574,015   | 70,735  | 464,936 | 142,949 | 2,95,093 | 2,22,884 | 26,034  | 1,95,458 | 65,745  |
| <b>Coloured, printed or dyed—</b>             |           |           |         |         |         |          |          |         |          |         |
| <b>Printed goods—</b>                         |           |           |         |         |         |          |          |         |          |         |
| Flannels and Flannel-ettes . . . . "          | 822,555   | 495,543   | ..      | 519,406 | ..      | 1,46,753 | 9,343    | ..      | 33,091   | ..      |
| Lungs . . . . "                               | 153,432   | ..        | ..      | ..      | ..      | 22,385   | ..       | ..      | ..       | ..      |
| Prints and chints . . . . "                   | 267,344   | 12,722    | 54      | ..      | ..      | 40,622   | 4,425    | 70      | ..       | ..      |
| Sateens . . . . "                             | ..        | 45,347    | ..      | ..      | ..      | ..       | 12,595   | ..      | ..       | ..      |
| Shirtings . . . . "                           | 156,031   | 165,648   | ..      | 4       | ..      | 31,263   | 24,666   | ..      | 1        | ..      |
| Tulle . . . . "                               | 2,500,431 | 1,931,741 | ..      | ..      | ..      | 4,59,617 | 3,09,855 | ..      | ..       | ..      |
| Unspecified descriptions . . . . "            | 44,331    | 27,931    | 3       | 5,014   | 1,398   | 12,017   | 3,475    | 13      | 1,662    | 573     |
| Total Printed goods . . . . "                 | 4,034,825 | 3,678,937 | 62      | 521,424 | 1,398   | 7,18,663 | 4,34,925 | 33      | 34,654   | 573     |

(a) Separately recorded from 1934-35.

No. 13—continued

## ITALY (including FIUME)—continued

## IMPORTS THEREFROM—continued

| ARTICLES   | QUANTITY         |                  |                |                  |                | VALUE            |                  |                 |                 |                 |
|--|------------------|------------------|----------------|------------------|----------------|------------------|------------------|-----------------|-----------------|-----------------|
|  | 1931-32          | 1932-33          | 1933-34        | 1934-35          | 1935-36        | 1931-32          | 1932-33          | 1933-34         | 1934-35         | 1935-36         |
| <b>TEXTILES—continued</b>  |                  |                  |                |                  |                | B                | D                | R               | R               | B               |
| <b>Cotton—continued</b>  |                  |                  |                |                  |                |                  |                  |                 |                 |                 |
| Manufactures—continued   |                  |                  |                |                  |                |                  |                  |                 |                 |                 |
| Coloured, printed or dyed—continued  |                  |                  |                |                  |                |                  |                  |                 |                 |                 |
| Dyed goods—  |                  |                  |                |                  |                |                  |                  |                 |                 |                 |
| Cambrics . . . Yards   | 381,853          | 156,800          | 600            | ..               | 910            | 1,59,227         | 70,751           | 188             | ..              | 112             |
| Checks, spots, and stripes . . . "   | 62,975           | 20,884           | ..             | ..               | ..             | 44,224           | 6,549            | ..              | ..              | ..              |
| Drills and Jeans . . . "   | ..               | 4,256            | ..             | 28,426           | ..             | ..               | 1,174            | ..              | 18,699          | ..              |
| Embroidered all overs (a) . . . "  | —                | —                | —              | 425,691          | 61,450         | —                | —                | —               | 1,62,407        | 18,683          |
| Flannel and Flannelottes . . . "   | 29,898           | 100,844          | 48,865         | 22,084           | ..             | 6,634            | 18,782           | 14,071          | 5,012           | ..              |
| Italian cloth and satens . . . "   | 938,950          | 706,474          | 45,242         | 158,407          | 133,068        | 2,82,589         | 1,83,764         | 6,601           | 49,719          | 31,458          |
| Shirtings . . . . . "  | 33,018           | 156,015          | 38             | 2,724            | ..             | 9,708            | 38,200           | 10              | 2,787           | ..              |
| Twills . . . . . "   | 1,495,111        | 1,337,875        | 159,425        | 126,179          | 64,085         | 4,74,785         | 4,19,843         | 44,178          | 34,584          | 17,343          |
| Unspecified descriptions . . . . . "                                       | 510,448          | 682,424          | 72,311         | 164,047          | 101,427        | 1,66,511         | 2,08,602         | 32,568          | 64,612          | 45,965          |
| <b>Total Dyed goods . . . . . "</b>  | <b>3,402,248</b> | <b>3,168,452</b> | <b>321,476</b> | <b>927,568</b>   | <b>300,949</b> | <b>11,43,768</b> | <b>9,47,713</b>  | <b>97,601</b>   | <b>3,27,629</b> | <b>1,08,511</b> |
| Woven coloured goods—  |                  |                  |                |                  |                |                  |                  |                 |                 |                 |
| Checks, spots and stripes . . . Yards                                      | 44,938           | 13,708           | ..             | ..               | ..             | 11,621           | 5,584            | ..              | ..              | ..              |
| Coatings and trouserings . . . "   | 1,233,183        | 981,042          | 58,111         | 270,762          | 159,071        | 4,54,513         | 3,88,088         | 26,980          | 1,46,974        | 71,064          |
| Embroidered all-overs (a) . . . "  | —                | —                | —              | 36,528           | 65,210         | —                | —                | —               | 13,842          | 24,376          |
| Flannel and Flannelottes . . . "   | 708,460          | 123,510          | ..             | 26,478           | ..             | 1,47,749         | 40,812           | ..              | 2,784           | ..              |
| Shirtings . . . . . "  | 452,343          | 172,680          | ..             | 4                | ..             | 1,04,091         | 40,239           | ..              | 10              | ..              |
| Unspecified descriptions . . . . . "                                       | 48,470           | 60,794           | 27,607         | 32,375           | 7,343          | 17,999           | 24,106           | 15,124          | 16,381          | 5,529           |
| <b>Total Woven coloured goods . . . . . "</b>                              | <b>2,467,389</b> | <b>1,351,690</b> | <b>85,718</b>  | <b>366,647</b>   | <b>231,624</b> | <b>7,35,978</b>  | <b>4,68,809</b>  | <b>42,104</b>   | <b>1,79,981</b> | <b>1,00,969</b> |
| <b>Total Coloured, printed or dyed . . . . . "</b>                         | <b>9,924,457</b> | <b>7,197,129</b> | <b>407,256</b> | <b>1,315,639</b> | <b>523,571</b> | <b>25,98,408</b> | <b>18,81,447</b> | <b>1,39,789</b> | <b>5,92,365</b> | <b>2,10,059</b> |
| Fents of all descriptions—   |                  |                  |                |                  |                |                  |                  |                 |                 |                 |
| Fents not more than 9 yards length (b) . . . "                             | 54,626           | 5,347            | ..             | ..               | ..             | 11,697           | 1,397            | ..              | ..              | ..              |
| Other sorts of manufactures . . . Value                                    | —                | —                | ..             | ..               | ..             | 2,46,427         | 76,471           | 34,144          | 57,410          | 54,001          |
| <b>Total Cotton manufactures (including twist and yarn) . . . . . "</b>    | <b>—</b>         | <b>—</b>         | <b>—</b>       | <b>—</b>         | <b>—</b>       | <b>33,11,603</b> | <b>22,10,749</b> | <b>2,20,951</b> | <b>9,08,764</b> | <b>3,89,358</b> |
| <b>Flax—</b>   |                  |                  |                |                  |                |                  |                  |                 |                 |                 |
| Manufactures (including twist and yarn) . . . "                            | —                | —                | —              | —                | —              | 14,116           | 4,686            | 10,711          | 1,969           | 781             |
| Haberdashery and Millinery—  |                  |                  |                |                  |                |                  |                  |                 |                 |                 |
| Lace and embroidery . . . . . "  | —                | —                | —              | —                | —              | 5,96,457         | 6,06,923         | 5,30,219        | 7,10,352        | 4,13,066        |
| Other sorts . . . . . "  | —                | —                | —              | —                | —              | 2,55,432         | 3,85,347         | 1,57,252        | 1,66,329        | 96,511          |
| <b>Hemp—</b>   |                  |                  |                |                  |                |                  |                  |                 |                 |                 |
| Manufactures—  |                  |                  |                |                  |                |                  |                  |                 |                 |                 |
| Other sorts . . . . . Value  | —                | —                | —              | —                | —              | 19,077           | 7,956            | 4,323           | 9,754           | 13,168          |
| <b>Silk—</b>   |                  |                  |                |                  |                |                  |                  |                 |                 |                 |
| Raw . . . . . Lbs.   | ..               | 87,698           | 56,870         | 19,332           | ..             | ..               | 1,96,664         | 83,455          | 31,025          | ..              |
| Manufactures—  |                  |                  |                |                  |                |                  |                  |                 |                 |                 |
| Silk yarn, nolls, and waps (c) . . . . . "                                 | 621,997          | 362,359          | 248,899        | —                | —              | 19,21,649        | 23,61,478        | 5,13,268        | —               | —               |
| Made from silk waste or nolls (c) . . . . . "                              | —                | —                | —              | 346,869          | 234,007        | —                | —                | —               | 7,63,337        | 7,07,743        |
| Goods of silk mixed with other materials . Yards                           | 30,924           | 85,235           | 64,712         | 41,632           | 29,235         | 32,332           | 74,220           | 68,726          | 60,435          | 33,849          |
| Piece-goods . . . . . "  | 887              | 827              | 396            | 2,373            | 2,372          | 1,147            | 2,064            | 1,085           | 23,042          | 3,007           |
| Other sorts . . . . . "  | 23               | 21               | 100            | 1,443            | 14             | 386              | 131              | 889             | 5,308           | 23              |
| <b>Total Silk manufactures (including silk yarn, etc.) . . . . . Value</b> | <b>—</b>         | <b>—</b>         | <b>—</b>       | <b>—</b>         | <b>—</b>       | <b>19,55,514</b> | <b>24,37,863</b> | <b>5,78,421</b> | <b>8,52,173</b> | <b>7,44,712</b> |

(a) Separately recorded from 1934-35.  
(b) Discontinued from 1934-35.  
(c) Sub-divided from 1934-35.

No. 13—continued  
 ITALY (including FIUME)—continued  
 IMPORTS THEREFROM—concluded

| ARTICLES  | QUANTITY  |           |           |           |           | VALUE       |             |             |             |             |
|---|-----------|-----------|-----------|-----------|-----------|-------------|-------------|-------------|-------------|-------------|
|   | 1931-32   | 1932-33   | 1933-34   | 1934-35   | 1935-36   | 1931-32     | 1932-33     | 1933-34     | 1934-35     | 1935-36     |
| <b>FABRICS—concluded</b>  |           |           |           |           |           | R           | R           | R           | R           | R           |
| Wool—   |           |           |           |           |           |             |             |             |             |             |
| Knitting wool . . . Lbs.  | 875       | 6,188     | 16        | 20        | 72        | 1,102       | 18,858      | 15          | 100         | 151         |
| Manufactures—   |           |           |           |           |           |             |             |             |             |             |
| Blankets and rugs other than floor rugs . . . "   | 1,900,024 | 3,781,065 | 4,805,488 | 5,981,089 | 4,107,523 | 15,02,451   | 31,40,357   | 37,95,888   | 49,03,848   | 31,10,091   |
| Carpets and floor rugs . . . "  | 9,266     | 1,475     | 3,038     | 3,460     | 398       | 6,887       | 2,007       | 4,504       | 3,852       | 879         |
| Goods of wool mixed with other materials (a) . . . Yards  | —         | —         | —         | 447,075   | 112,801   | —           | —           | —           | 3,72,889    | 80,200      |
| Piece-goods . . . "   | 1,385,838 | 3,607,710 | 2,123,412 | 192,856   | 68,109    | 16,16,208   | 42,13,933   | 22,62,206   | 3,62,749    | 1,50,945    |
| Shawls . . . No.  | 40,574    | 56,548    | 35,197    | 21,071    | 50,140    | 75,266      | 1,20,308    | 35,010      | 68,109      | 80,030      |
| Other sorts . . . Value   | —         | —         | —         | —         | —         | 9,847       | 7,698       | 5,548       | 13,40,939   | 7,55,468    |
| Total Woollen manufactures (including yarn and knitting wool) . . . "   | —         | —         | —         | —         | —         | 32,01,711   | 74,98,161   | 61,03,166   | 71,40,886   | 41,92,308   |
| Artificial silk—  |           |           |           |           |           |             |             |             |             |             |
| Artificial silk yarn . . . Lbs.   | 3,899,354 | 5,608,756 | 4,286,717 | 6,477,423 | 3,953,586 | 41,29,374   | 47,80,504   | 37,57,432   | 46,24,869   | 23,80,300   |
| Piece-goods made entirely of artificial silk . . . Yards  | 346,247   | 128,027   | 80,610    | 146,802   | 62,828    | 1,27,038    | 63,103      | 63,069      | 95,792      | 37,569      |
| Piece-goods made of cotton and artificial silk (b) . . . "  | 4,865,723 | 4,377,159 | 3,021,436 | —         | —         | 14,76,759   | 21,17,048   | 13,68,616   | —           | —           |
| Goods of artificial silk mixed with other materials (a)—  |           |           |           |           |           |             |             |             |             |             |
| Containing 50 per cent. or more cotton . . . "  | —         | —         | —         | 1,102,813 | 395,287   | —           | —           | —           | 5,18,314    | 2,00,969    |
| Containing no cotton or less than 50 per cent. of cotton . . . "  | —         | —         | —         | 234,589   | 62,340    | —           | —           | —           | 2,88,750    | 1,29,787    |
| Piece-goods of cotton embroidered or superimposed with artificial silk (c) . . . "                                    | —         | —         | 416,980   | —         | —         | —           | —           | 2,00,300    | —           | —           |
| Other sorts . . . Value   | —         | —         | —         | —         | —         | 70,368      | 88,685      | 54,429      | 83,111      | 1,136       |
| Other Textiles—   |           |           |           |           |           |             |             |             |             |             |
| Raw . . . cwts  | ..        | ..        | ..        | 491       | ..        | ..          | ..          | ..          | 40,372      | 37,783      |
| Manufactured . . . Value  | —         | —         | —         | —         | —         | 2,90,481    | 1,34,245    | 1,81,129    | 16,308      | 16,787      |
| TOILET REQUISITES (NOT SPECIFIED ELSEWHERE) . . . "   | —         | —         | —         | —         | —         | 68,960      | 1,27,745    | 88,070      | 97,242      | 51,268      |
| TOYS AND REQUISITES FOR GAMES . . . "   | —         | —         | —         | —         | —         | 3,760       | 10,687      | 4,533       | 8,530       | 9,724       |
| UMBRELLAS AND UMBRELLA FITTINGS . . . "   | —         | —         | —         | —         | —         | 1,56,880    | 80,305      | 53,240      | 38,322      | 11,713      |
| VEHICLES, excluding LOCOMOTIVES, ETC., FOR RAILWAYS—  |           |           |           |           |           |             |             |             |             |             |
| Cycles (other than motor cycles) and Manufacture thereof and accessories . . . "                                      | —         | —         | —         | —         | —         | 10,756      | 24,875      | 23,595      | 17,792      | 25,050      |
| Mechanically propelled vehicles (excluding railway locomotives and tractors)—   |           |           |           |           |           |             |             |             |             |             |
| Carriages, Wagons and parts for Railways . . . Value  | —         | —         | —         | —         | —         | 1,26,744    | 1,07,859    | 98          | 1,39,405    | 61,682      |
| Motor cars (including taxi cabs) . . . No.  | 510       | 326       | 221       | 267       | 210       | 10,47,177   | 4,80,274    | 4,70,023    | 4,41,421    | 3,30,119    |
| Motor Omnibuses—  |           |           |           |           |           |             |             |             |             |             |
| Chassis . . . "   | 10        | ..        | ..        | 144       | 1         | 15,964      | ..          | ..          | 1,30,500    | 3,155       |
| Parts of mechanically propelled vehicles and accessories other than of aircrafts (excluding rubber tyres) . . . Value | —         | —         | —         | —         | —         | 2,84,602    | 2,99,775    | 2,82,425    | 1,23,012    | 72,698      |
| Other kinds . . . "   | —         | —         | —         | —         | —         | 16,960      | 2,085       | 652         | 9,642       | 530         |
| Total Vehicles (excluding locomotives, etc., for railways) . . . "  | —         | —         | —         | —         | —         | 15,01,003   | 9,14,368    | 7,76,793    | 8,61,862    | 4,93,234    |
| WOOD AND TIMBER—  |           |           |           |           |           |             |             |             |             |             |
| Deal and Pine wood Cubic tons   | 375       | 224       | 185       | 194       | 80        | 24,326      | 14,812      | 10,505      | 9,442       | 8,261       |
| Other kinds of wood and timber . . . Value  | —         | —         | —         | —         | —         | 47,046      | ..          | 159         | 513         | 3,230       |
| Manufactures of wood other than furniture and cabinetware . . . "   | —         | —         | —         | —         | —         | 11,886      | 20,887      | 23,099      | 46,303      | 13,438      |
| Total Wood and Timber . . . "   | —         | —         | —         | —         | —         | 83,258      | 35,109      | 33,763      | 56,258      | 24,920      |
| POSTAL ARTICLES NOT SPECIFIED . . . "   | —         | —         | —         | —         | —         | 44,88,436   | 33,82,600   | 29,38,549   | 24,53,545   | 11,05,473   |
| ALL OTHER ARTICLES OF MERCHANDISE . . . "   | —         | —         | —         | —         | —         | 71,687      | 94,733      | 1,54,688    | 1,17,589    | 2,20,931    |
| <b>GRAND TOTAL . . . "</b>  | —         | —         | —         | —         | —         | 3,58,92,009 | 3,95,00,861 | 2,91,23,490 | 3,01,72,359 | 2,00,22,382 |

(a) Separately recorded from 1934-35.  
 (b) Discontinued from 1934-35.  
 (c) Separately recorded in 1933-34 and discontinued from 1934-1935.

No. 13—continued

## ITALY (including FIUME)—continued

## EXPORTS THERETO

## INDIAN MERCHANDISE

| ARTICLES  | QUANTITY  |           |           |           |           | VALUE     |           |           |           |           |
|---|-----------|-----------|-----------|-----------|-----------|-----------|-----------|-----------|-----------|-----------|
|   | 1931-32   | 1932-33   | 1933-34   | 1934-35   | 1935-36   | 1931-32   | 1932-33   | 1933-34   | 1934-35   | 1935-36   |
| BONES FOR MANUFACTURING PURPOSES . . . . . Tons                         |           |           | 420       | 425       | 1,500     | ..        | ..        | 27,200    | 27,250    | 90,000    |
| BRISTLES . . . . . Cwts.  |           | 12        | ..        | ..        | ..        | ..        | 12,632    | ..        | ..        | ..        |
| Building and Engineering Materials. Value                               |           |           |           |           |           | 20        | ..        | 2,438     | 12,480    | 26,880    |
| CHEMICALS AND CHEMICAL PREPARATIONS . . . . .                           |           |           |           |           |           | ..        | 77,748    | 1,270     | 950       | ..        |
| COFFEE . . . . . Cwts.  | 5,514     | 4,509     | 8,811     | 5,951     | 6,539     | 2,26,990  | 2,69,933  | 4,42,205  | 2,02,748  | 2,37,665  |
| COIR, MANUFACTURED (excluding ROPE) . . . . .                           | 30,340    | 39,240    | 39,960    | 48,173    | 25,364    | 4,11,968  | 4,03,859  | 2,99,916  | 5,01,278  | 2,67,837  |
| DRUGS AND MEDICINES (excluding CHEMICALS AND NARCOTICS) . . . . . Value |           |           |           |           |           | 27,962    | 32,676    | 25,706    | 34,251    | 26,822    |
| DYEING AND TANNING SUBSTANCES—  |           |           |           |           |           |           |           |           |           |           |
| Myrobalans . . . . . Cwts.  | 3,079     | 1,802     | 6,100     | 6,500     | 3,400     | 42,557    | 9,212     | 23,700    | 21,295    | 10,205    |
| Other sorts . . . . .   | 620       | 561       | 1,155     | 337       | 458       | 11,105    | 5,352     | 15,071    | 9,507     | 24,633    |
| Total Dyeing and Tanning substances . . . . .                           | 3,699     | 2,363     | 7,255     | 7,837     | 3,858     | 53,662    | 14,564    | 38,771    | 30,802    | 12,838    |
| FIBRE FOR BRUSHES AND BROOMS . . . . . Tons                             | 55        | 82        | 85        | 88        | 24        | 17,435    | 27,313    | 22,307    | 24,037    | 7,264     |
| FRUITS AND VEGETABLES, DRIED, SALTED OR PRESERVED, ALL SORTS . . . . .  | 344       | 456       | 212       | 339       | 357       | 53,970    | 75,145    | 37,232    | 1,27,933  | 48,072    |
| GRAIN, PULSE, AND FLOUR—  |           |           |           |           |           |           |           |           |           |           |
| Pulse—  |           |           |           |           |           |           |           |           |           |           |
| Gram . . . . . Tons   | ..        | ..        | 5         | 390       | ..        | ..        | ..        | 200       | 76,000    | ..        |
| Rice, not in the husk—  |           |           |           |           |           |           |           |           |           |           |
| Cleaned rice . . . . .  | 20,767    | 26,160    | 24,425    | 23,849    | 12,119    | 16,16,898 | 17,53,480 | 13,77,449 | 15,59,331 | 9,22,540  |
| Broken cleaned rice . . . . .   | 1,418     | 2,019     | 1,370     | 1,940     | 760       | 59,303    | 1,19,024  | 87,643    | 1,10,311  | 55,007    |
| Other sorts . . . . .   | ..        | 5         | 95        | ..        | ..        | ..        | 640       | 4,325     | ..        | ..        |
| Total Rice, (not in the husk) . . . . .                                 | 22,185    | 28,184    | 26,390    | 25,789    | 12,879    | 16,76,206 | 18,73,094 | 14,69,922 | 16,70,192 | 9,77,607  |
| Other sorts . . . . .   | 58        | 77        | 254       | 62        | 5         | 4,976     | 3,004     | 14,488    | 3,003     | 579       |
| Total Grain, Pulse, and Flour . . . . .                                 | 22,243    | 28,261    | 26,644    | 26,241    | 12,874    | 16,81,672 | 18,81,098 | 14,84,610 | 17,54,195 | 9,78,186  |
| GUMS AND RESINS—  |           |           |           |           |           |           |           |           |           |           |
| Resin . . . . . Cwts.   | 1,940     | 300       | 340       | 2,302     | ..        | 21,325    | 6,750     | 9,450     | 42,745    | ..        |
| Others . . . . .  | 72        | 21        | 30        | 18        | 33        | 2,427     | 630       | 600       | 350       | 1,000     |
| Total Gums and Resins . . . . .   | 2,012     | 321       | 370       | 2,320     | 33        | 23,752    | 7,380     | 10,050    | 43,075    | 1,000     |
| HARDWARE AND CUTLERY (including PLATEDWARE) Value                       |           |           |           |           |           | 1,337     | ..        | 40        | 22,740    | 15        |
| HIDES AND SKINS, RAW—   |           |           |           |           |           |           |           |           |           |           |
| Buffalo hides . . . . .   | 71        | 78        | 136       | 125       | 52        | 30,972    | 31,070    | 67,949    | 54,125    | 22,373    |
| —Tons . . . . .   | 27,330    | 16,742    | 43,232    | 53,442    | 15,954    |           |           |           |           |           |
| —No. . . . .  | 3,232     | 2,724     | 3,621     | 4,050     | 2,230     | 15,65,750 | 11,36,534 | 16,31,747 | 22,21,536 | 11,60,939 |
| Cow hides . . . . .   | 359,470   | 70,618    | 1,023,150 | 1,441,933 | 715,620   |           |           |           |           |           |
| —Tons . . . . .   | 69        | 74        | 132       | 162       | 140       | 35,100    | 29,665    | 55,793    | 70,700    | 73,323    |
| —No. . . . .  | 253,651   | 36,037    | 68,832    | 104,062   | 73,800    |           |           |           |           |           |
| Other hides . . . . .   | ..        | ..        | ..        | ..        | 8         | ..        | ..        | ..        | ..        | 10        |
| —Tons . . . . .   | 3,372     | 2,376     | 3,939     | 4,037     | 2,431     | 16,21,322 | 12,47,323 | 17,55,439 | 23,52,451 | 12,57,153 |
| —No. . . . .  | 1,140,451 | 124,297   | 1,145,214 | 1,599,427 | 805,332   |           |           |           |           |           |
| Total Hides, raw . . . . .  | 436       | 620       | 390       | 1,034     | 314       | 4,59,652  | 6,36,605  | 11,16,959 | 11,95,710 | 3,55,202  |
| —Tons . . . . .   | 698,634   | 1,018,168 | 1,702,558 | 1,900,091 | 518,796   |           |           |           |           |           |
| —No. . . . .  | 3,308     | 3,496     | 4,329     | 6,021     | 2,745     | 20,31,474 | 13,39,933 | 23,73,443 | 35,43,161 | 16,12,356 |
| Total Hides and Skins, raw . . . . .                                    | 1,837,035 | 1,142,465 | 2,847,772 | 3,499,513 | 1,324,173 |           |           |           |           |           |



No. 13—continued  
 ITALY (including FIUME)—continued  
 EXPORTS THERE TO—continued

INDIAN MERCHANDISE—continued

| ARTICLES  | QUANTITY |         |         |         |         | VALUE     |          |          |          |          |
|---|----------|---------|---------|---------|---------|-----------|----------|----------|----------|----------|
|   | 1931-32  | 1932-33 | 1933-34 | 1934-35 | 1935-36 | 1931-32   | 1932-33  | 1933-34  | 1934-35  | 1935-36  |
|   |          |         |         |         |         | ₹         | ₹        | ₹        | ₹        | ₹        |
| <b>HORNS, TIPS AND PIECES OF BORN</b> . . . . . Cwts. | 664      | 6,021   | 9,729   | 3,788   | 1,749   | 2,990     | 23,838   | 26,445   | 17,170   | 3,474    |
| <b>KAPOK</b> . . . . . "                              | 2,276    | 3,226   | 2,645   | 3,890   | 815     | 66,778    | 86,835   | 63,490   | 97,976   | 20,009   |
| <b>LAC—</b>   |          |         |         |         |         |           |          |          |          |          |
| Button . . . . . "                                    | 330      | 279     | 273     | 176     | 292     | 16,391    | 11,340   | 9,405    | 12,852   | 12,150   |
| Shell . . . . . "                                     | 5,092    | 5,179   | 6,339   | 6,045   | 6,882   | 2,43,231  | 1,00,395 | 2,22,044 | 3,81,599 | 2,04,386 |
| Other sorts . . . . . "                               | 67       | 183     | 38      | 37      | 39      | 2,525     | 5,600    | 1,030    | 1,747    | 1,360    |
| <b>Total Lac</b> . . . . . "                          | 5,489    | 5,641   | 6,650   | 6,258   | 7,213   | 2,62,207  | 2,07,344 | 2,32,479 | 3,96,103 | 2,77,888 |
| <b>LEATHER—</b>                                       |          |         |         |         |         |           |          |          |          |          |
| <b>Skins, tanned or dressed—</b>                      |          |         |         |         |         |           |          |          |          |          |
| Goat Skins . . . . . } Tons .. .. . 4                 | ..       | ..      | ..      | 4       | 2       | ..        | ..       | 2,700    | 25,476   | 17,560   |
| .. .. .. . } =No. .. .. . =1,400                      | ..       | ..      | ..      | =16,646 | =10,900 | ..        | ..       | ..       | ..       | ..       |
| Other Skins . . . . . } Tons .. .. . 1                | ..       | ..      | ..      | 1       | ..      | 5,277     | 11,756   | 650      | 4,020    | ..       |
| .. .. .. . } =No. .. .. . =5,001                      | =5,001   | =14,500 | =401    | =2,001  | ..      | ..        | ..       | ..       | ..       | ..       |
| <b>Total Skins tanned or dressed</b> } Tons .. .. . 5 | ..       | ..      | ..      | 5       | 2       | 5,277     | 11,756   | 3,350    | 29,496   | 17,560   |
| .. .. .. . } =No. .. .. . =5,001                      | =5,001   | =14,500 | =1,801  | =18,647 | =10,900 | ..        | ..       | ..       | ..       | ..       |
| <b>MANURES—</b>                                       |          |         |         |         |         |           |          |          |          |          |
| Fish Manures . . . . . Tons                           | ..       | ..      | ..      | 117     | 100     | ..        | ..       | ..       | 13,258   | 10,000   |
| Bones for Manurial purposes . . . . . "               | ..       | ..      | ..      | 307     | 234     | ..        | ..       | ..       | 22,160   | 15,970   |
| Other kinds . . . . . "                               | ..       | 150     | 235     | 25      | ..      | ..        | 13,009   | 12,850   | 1,500    | ..       |
| <b>Total Manures</b> . . . . . "                      | ..       | 150     | 235     | 440     | 334     | ..        | 13,009   | 12,850   | 36,908   | 34,970   |
| <b>METALS AND ORES—</b>                               |          |         |         |         |         |           |          |          |          |          |
| Chromite (chrome iron ore). Tons                      | 100      | 480     | 330     | 305     | 333     | 3,000     | 18,400   | 10,850   | 9,157    | 23,125   |
| Iron, Pig . . . . . "                                 | 3,019    | 364     | 1,057   | 5,358   | 1,967   | 1,04,518  | 30,237   | 25,417   | 1,27,967 | 53,477   |
| Iron or Steel (excluding ore) . . . . . "             | 1,839    | 324     | 354     | 3,603   | 979     | 44,018    | 21,733   | 1,770    | 75,315   | 26,263   |
| Lead . . . . . Cwts.                                  | 66,001   | 12,000  | ..      | ..      | 2,500   | 3,79,124  | 1,50,003 | ..       | ..       | 10,000   |
| Manganese ore . . . . . Tons                          | ..       | 400     | ..      | 42      | 15,775  | ..        | 9,750    | ..       | 1,470    | 2,84,260 |
| Wolfram ore . . . . . "                               | ..       | 80      | ..      | ..      | ..      | ..        | 39,423   | ..       | ..       | ..       |
| Metals, unenumerated. Cwts.                           | 16       | 473     | 1,265   | 29      | ..      | 2,642     | 30,034   | 65,800   | 3,063    | ..       |
| Ores . . . . . Tons                                   | ..       | ..      | 25      | 30      | ..      | ..        | ..       | 2,550    | 3,394    | 736      |
| <b>Total Metals and Ores</b> . . . . . "              | 3,309    | 3,272   | 1,879   | 9,490   | 19,729  | 10,33,302 | 2,98,600 | 1,06,337 | 2,20,666 | 4,02,651 |
| <b>MICA—</b>  |          |         |         |         |         |           |          |          |          |          |
| In blocks . . . . . Cwts.                             | 301      | 403     | 670     | 1,470   | 999     | 73,131    | 33,276   | 71,313   | 1,77,186 | 1,53,760 |
| " splittings . . . . . "                              | 2,698    | 648     | 1,058   | 2,865   | 2,913   | 2,54,706  | 59,671   | 83,527   | 2,34,211 | 2,06,610 |
| <b>Total Mica</b> . . . . . "                         | 2,794    | 1,051   | 1,728   | 4,335   | 3,912   | 3,27,337  | 1,42,947 | 1,60,340 | 4,11,397 | 4,20,360 |
| <b>OILS—</b>  |          |         |         |         |         |           |          |          |          |          |
| <b>Essential—</b>                                     |          |         |         |         |         |           |          |          |          |          |
| Lemongrass oil . . . . . Gals.                        | 1,657    | 1,747   | 1,608   | 3,078   | 516     | 15,212    | 16,952   | 22,026   | 43,595   | 3,479    |
| Other sorts . . . . . "                               | 56       | 88      | 112     | 129     | ..      | 2,000     | 3,250    | 3,562    | 3,800    | ..       |
| <b>Total Essential</b> . . . . . "                    | 1,713    | 1,835   | 1,720   | 3,207   | 516     | 17,212    | 20,202   | 26,188   | 52,395   | 3,479    |
| <b>Vegetable, non-essential—</b>                      |          |         |         |         |         |           |          |          |          |          |
| Castor . . . . . Gals.                                | 11,676   | ..      | 19,920  | 27,312  | ..      | 16,499    | ..       | 32,550   | 44,241   | ..       |
| Groundnut . . . . . "                                 | ..       | ..      | ..      | 14,400  | ..      | ..        | ..       | ..       | 10,000   | ..       |
| Other sorts . . . . . "                               | 5        | ..      | ..      | 1,308   | ..      | 10        | ..       | ..       | 1,602    | ..       |
| <b>Total Oils</b> . . . . . "                         | 13,394   | 1,380   | 21,640  | 46,227  | 516     | 33,721    | 20,202   | 58,738   | 1,18,188 | 3,479    |
| <b>OIL CAKES—</b>                                     |          |         |         |         |         |           |          |          |          |          |
| Groundnut cake . . . . . Tons                         | ..       | ..      | 95      | 278     | ..      | ..        | ..       | 6,141    | 17,496   | ..       |

No. 13—continued  
 ITALY (including FIUME)—continued  
 EXPORTS THERE TO—continued

## INDIAN MERCHANDISE—concluded

| ARTICLES   | QUANTITY |         |         |           |           | VALUE       |             |             |             |             |
|--|----------|---------|---------|-----------|-----------|-------------|-------------|-------------|-------------|-------------|
|  | 1931-32  | 1932-33 | 1933-34 | 1934-35   | 1935-36   | 1931-32     | 1932-33     | 1933-34     | 1934-35     | 1935-36     |
| PAINTS AND PAINTERS' MATERIALS Value                         | —        | —       | —       | —         | —         | 1,05,612    | 86,341      | 49,189      | 91,432      | 1,50,483    |
| PAPER MAKING MATERIALS Cwts.                                 | —        | —       | 1,590   | 1,979     | 1,328     | —           | —           | 19,947      | 24,987      | 26,050      |
| PARAFFIN WAX Tons  | 2,805    | 4,405   | 4,780   | 5,048     | 1,559     | 12,03,300   | 18,75,300   | 19,24,876   | 18,69,061   | 6,20,440    |
| RUBBER—Raw Lbs.  | —        | —       | 64,980  | 1,103,379 | 2,496,787 | —           | —           | 8,181       | 3,13,238    | 7,43,515    |
| SEEDS—   |          |         |         |           |           |             |             |             |             |             |
| Oil-seeds—   |          |         |         |           |           |             |             |             |             |             |
| Non-essential—   |          |         |         |           |           |             |             |             |             |             |
| Oleaster Tons  | 12,104   | 6,176   | 7,890   | 5,058     | 6,693     | 17,57,458   | 9,00,132    | 9,60,049    | 5,70,700    | 9,38,578    |
| Groundnuts "   | 80,844   | 28,214  | 2,413   | 54,370    | 17,705    | 1,23,52,823 | 44,32,219   | 33,39,410   | 59,38,246   | 20,05,131   |
| Linseed "  | 14,619   | 10,578  | 11,690  | 10,118    | 6,006     | 23,76,057   | 18,13,679   | 31,35,476   | 18,06,986   | 8,35,627    |
| Mustard "  | —        | 103     | 6       | 5         | —         | —           | 13,625      | 800         | 800         | —           |
| Rape "   | 18,088   | 70,497  | 9,672   | 3,433     | 156       | 25,64,023   | 94,09,755   | 10,85,071   | 3,86,055    | 22,538      |
| Sesamum (til or jinju) "                                     | 3,401    | 4,566   | 3,454   | 783       | 5         | 6,19,213    | 7,76,704    | 11,12,050   | 95,189      | 1,254       |
| Other sorts "  | —        | —       | —       | 1         | —         | —           | —           | 12          | 147         | —           |
| Total Seeds, non-essential "                                 | 128,506  | 129,164 | 130,124 | 78,768    | 31,315    | 3,01,69,578 | 1,78,46,114 | 1,46,72,671 | 82,93,973   | 48,43,178   |
| SPICES—  |          |         |         |           |           |             |             |             |             |             |
| Pepper Cwts.   | 31,673   | 30,323  | 26,010  | 29,853    | 20,014    | 11,79,659   | 10,91,548   | 7,60,591    | 9,55,088    | 5,49,685    |
| Other sorts "  | 50       | 15      | 13      | 159       | 44        | 1,150       | 170         | 547         | 3,800       | 1,180       |
| Total Spices "   | 31,723   | 30,338  | 26,023  | 30,017    | 20,058    | 11,80,819   | 10,91,718   | 7,61,141    | 9,59,888    | 5,50,865    |
| TEXTILES—  |          |         |         |           |           |             |             |             |             |             |
| Cotton—  |          |         |         |           |           |             |             |             |             |             |
| Raw Tons   | 33,332   | 27,373  | 26,555  | 49,598    | 27,539    | 1,65,47,599 | 1,46,53,493 | 2,38,77,732 | 2,54,72,578 | 1,41,78,300 |
| Waste Cwts.  | 12,638   | 7,863   | 5,249   | 4,517     | 4,037     | 1,76,550    | 1,38,320    | 84,208      | 72,000      | 82,529      |
| Hemp (chiefly stem) Cwts.                                    | 8,431    | 25,070  | 29,941  | 54,302    | 11,231    | 92,920      | 3,02,746    | 2,44,687    | 4,24,582    | 94,370      |
| Jute—  |          |         |         |           |           |             |             |             |             |             |
| Raw Tons   | 44,125   | 37,405  | 35,076  | 37,092    | 40,930    | 36,14,553   | 66,08,697   | 95,61,410   | 1,27,14,368 | 39,36,941   |
| Manufactures—  |          |         |         |           |           |             |             |             |             |             |
| Gunny bags No.   | 130,000  | 116,000 | 144,000 | —         | 42,700    | 33,150      | 20,356      | 26,212      | —           | 7,500       |
| Silk, Mulberry silk, raw Lbs.                                | 4,146    | —       | —       | —         | —         | 10,534      | —           | —           | —           | —           |
| Chasam or waste "  | 212,049  | 25,083  | 145,630 | 330,482   | 535,206   | 1,07,080    | 7,445       | 49,892      | 71,618      | 1,56,137    |
| Wild silk—   |          |         |         |           |           |             |             |             |             |             |
| Chasam and waste "   | —        | —       | —       | —         | 167,914   | —           | —           | —           | —           | 39,567      |
| Wool, raw "  | 14,895   | 18,700  | 135,873 | 34,042    | 32,025    | 8,656       | 5,928       | 55,196      | 17,577      | 17,499      |
| Wool, manufactures Value                                     | —        | —       | —       | —         | —         | 3,194       | 1,640       | 2,390       | 10,364      | 10,549      |
| WOOD AND TIMBER—   |          |         |         |           |           |             |             |             |             |             |
| Teak wood Cubic tons   | 876      | 293     | —       | 399       | 194       | 2,25,709    | 30,472      | —           | 93,079      | 42,933      |
| Other sorts, including manufactures of wood and timber Value | —        | —       | —       | —         | —         | 9,392       | 46,738      | 1,01,345    | 1,06,478    | 27,112      |
| TOTAL WOOD AND TIMBER "                                      | —        | —       | —       | —         | —         | 2,35,101    | 1,27,210    | 1,01,345    | 2,00,157    | 70,045      |
| ALL OTHER ARTICLES OF MERCHANDISE "                          | —        | —       | —       | —         | —         | 70,853      | 40,232      | 61,574      | 37,416      | 53,104      |
| GRAND TOTAL "  | —        | —       | —       | —         | —         | 5,49,95,803 | 4,78,14,555 | 5,75,37,344 | 5,83,90,499 | 3,51,87,642 |

No. 13—continued  
 ITALY (including FIUME)—concluded  
 EXPORTS THERETO—concluded

FOREIGN MERCHANDISE

| ARTICLES  | QUANTITY |         |         |         |         | VALUE       |             |             |             |             |
|---|----------|---------|---------|---------|---------|-------------|-------------|-------------|-------------|-------------|
|   | 1931-32  | 1932-33 | 1933-34 | 1934-35 | 1935-36 | 1931-32     | 1932-33     | 1933-34     | 1934-35     | 1935-36     |
| APPAREL (including DRESS-<br>ES, UNIFORMS, ACCOU-<br>TMENTS, BUT exclud-<br>ing HOSIERY AND BOOTS<br>AND SHOES) . . . . . Value | —        | —       | —       | —       | —       | 8,874       | 7,040       | 5,560       | 10,689      | 650         |
| ARTS, WORK OF . . . . . "   | —        | —       | —       | —       | —       | 400         | ..          | 68,786      | 155         | ..          |
| BOOTS AND SHOES . . . Pairs   | ..       | ..      | 20,695  | 54      | ..      | ..          | ..          | 21,087      | 267         | ..          |
| DRUGS AND MEDICINES . Value   | —        | —       | —       | —       | —       | ..          | ..          | ..          | 11,880      | ..          |
| FURNITURE AND CABINET-<br>WARE . . . . . "  | —        | —       | —       | —       | —       | 3,080       | 1,260       | 2,060       | 15,240      | ..          |
| GUMS AND RESINS . Cwts.   | 1,075    | 706     | 974     | 1,991   | 343     | 20,320      | 11,080      | 16,574      | 23,394      | 5,073       |
| HARDWARE (excluding out-<br>letry and electroplated<br>ware) . . . . . Value  | —        | —       | —       | —       | —       | 93,295      | 14,668      | 8,452       | 5,869       | 2,610       |
| INSTRUMENTS, APPARATUS,<br>AND APPLIANCES, AND<br>PARTS THEREOF . . . . . "   | —        | —       | —       | —       | —       | 6,115       | 3,616       | 27,425      | 43,720      | 20,434      |
| MACHINERY AND MILLWORK . . . . . "  | —        | —       | —       | —       | —       | 6,705       | 17,171      | 19,432      | 12,074      | 5,200       |
| METALS AND ORES—  |          |         |         |         |         |             |             |             |             |             |
| Iron or Steel—  |          |         |         |         |         |             |             |             |             |             |
| Old, for remanufacture TONS   | 24,815   | 10,661  | 10,487  | 2,650   | 3,213   | 6,14,605    | 2,16,843    | 2,52,326    | 79,253      | 90,383      |
| Others . . . . . "  | ..       | 140     | 35      | ..      | 0       | 170         | 1,61,580    | 35,200      | ..          | 3,493       |
| Total Metals and Ores . . . . . "   | 24,815   | 10,801  | 10,522  | 2,650   | 3,213   | 6,14,775    | 2,78,373    | 2,87,426    | 79,253      | 93,866      |
| OILS—   |          |         |         |         |         |             |             |             |             |             |
| Mineral . . . . . Gals.   | 112,028  | 570,164 | 432,758 | 28      | ..      | 21,691      | 1,08,074    | 79,226      | 245         | ..          |
| RUBBERS—  |          |         |         |         |         |             |             |             |             |             |
| Manufactures . . . . . Value  | —        | —       | —       | —       | —       | 610         | 60,264      | 4,404       | 5           | 500         |
| TEXTILES—   |          |         |         |         |         |             |             |             |             |             |
| Cotton—   |          |         |         |         |         |             |             |             |             |             |
| Raw . . . . . Tons  | ..       | ..      | 66      | ..      | ..      | ..          | ..          | 37,650      | ..          | ..          |
| Silk—   |          |         |         |         |         |             |             |             |             |             |
| Manufactures . . . . . Value  | —        | —       | —       | —       | —       | 2,124       | 1,627       | 20,770      | 2,000       | ..          |
| Wool—   |          |         |         |         |         |             |             |             |             |             |
| Manufactures . . . . . "  | —        | —       | —       | —       | —       | 62,206      | 77,056      | 38,690      | 685         | 7,036       |
| Other textiles—   |          |         |         |         |         |             |             |             |             |             |
| Manufactures . . . . . "  | —        | —       | —       | —       | —       | 2,542       | ..          | 6,438       | 10,310      | ..          |
| VEHICLES, excluding lo-<br>comotives, etc., for<br>railways . . . . . "   | —        | —       | —       | —       | —       | 61,879      | 50,845      | 75,008      | 70,592      | 70,808      |
| ALL OTHER ARTICLES OF<br>MERCHANDISE . . . . . "  | —        | —       | —       | —       | —       | 58,809      | 34,603      | 17,607      | 27,774      | 4,691       |
| GRAND TOTAL . . . . . "   | —        | —       | —       | —       | —       | 9,53,375    | 7,66,277    | 7,56,655    | 8,29,052    | 2,10,870    |
| GRAND TOTAL OF INDIAN<br>AND FOREIGN MERCHAN-<br>DISE . . . . . "   | —        | —       | —       | —       | —       | 5,59,59,375 | 4,85,80,332 | 5,32,03,999 | 5,67,28,551 | 3,53,98,512 |

No. 13—continued

## AUSTRIA

## IMPORTS THEREFROM

| ARTICLES   | QUANTITY |         |         |         |         | VALUE   |         |         |         |         |
|--|----------|---------|---------|---------|---------|---------|---------|---------|---------|---------|
|  | 1931-32  | 1932-33 | 1933-34 | 1934-35 | 1935-36 | 1931-32 | 1932-33 | 1933-34 | 1934-35 | 1935-36 |
|  |          |         |         |         |         | £       | £       | £       | £       | £       |
| <b>APPAREL (excluding HOSIERY AND BOOTS AND SHOES)—</b>                            |          |         |         |         |         |         |         |         |         |         |
| Hats, caps, bonnets and hatters' ware . . . Value                                  | —        | —       | —       | —       | —       | 12,627  | 11,639  | 1,243   | 169     | 4,279   |
| Other sorts . . . "  | —        | —       | —       | —       | —       | 7,227   | 14,471  | 2,413   | 2,321   | 2,751   |
| <b>Total Apparel (excluding hosiery and boots and shoes) . . . "</b>               | —        | —       | —       | —       | —       | 19,854  | 26,110  | 4,656   | 2,490   | 8,030   |
| <b>ASBESTOS MANUFACTURES . . . "</b>   | —        | —       | —       | —       | —       | 7,200   | 14,132  | 17,175  | 19,190  | 17,605  |
| <b>BOBBINS . . . "</b>   | —        | —       | —       | —       | —       | 22,025  | 10,172  | 9,809   | 2,097   | 2,757   |
| <b>BOOTS AND SHOES—</b>  |          |         |         |         |         |         |         |         |         |         |
| All leather . . . Pairs  | 4,180    | 2,245   | 454     | 2,189   | 1,779   | 21,952  | 20,557  | 1,815   | 15,767  | 12,781  |
| Other sorts . . . "  | 2,382    | 82      | ..      | 60      | 205     | 2,200   | 594     | ..      | 53      | 365     |
| <b>Total Boots and Shoes . . . "</b>   | 6,512    | 2,327   | 454     | 2,249   | 1,984   | 24,262  | 21,151  | 1,815   | 15,820  | 13,096  |
| <b>BRUSHES AND BROOMS—</b>   |          |         |         |         |         |         |         |         |         |         |
| Brushes . . . Dozen  | 7,444    | 10,714  | 9,636   | 6,406   | 4,264   | 12,234  | 11,373  | 11,081  | 7,906   | 5,215   |
| <b>BUILDING AND ENGINEERING MATERIALS, other than OF IRON, STEEL, OR WOOD—</b>     |          |         |         |         |         |         |         |         |         |         |
| Tiles . . . No.  | 69,616   | 2,900   | 2       | 20,900  | 120,040 | 33,338  | 4,034   | 1       | 2,313   | 10,325  |
| Other sorts . . . Value  | —        | —       | —       | —       | —       | 553     | 1,300   | 14,944  | 4,179   | 15,223  |
| <b>Total Building materials . . . "</b>  | —        | —       | —       | —       | —       | 33,901  | 5,334   | 14,945  | 6,092   | 25,548  |
| <b>BUTTONS OF ALL SORTS . . . "</b>  | —        | —       | —       | —       | —       | 4,611   | 2,125   | 7,901   | 7,329   | 13,327  |
| <b>Chemicals and Chemical preparations . . . "</b>                                 | —        | —       | —       | —       | —       | 9,020   | 11,938  | 5,223   | 2,333   | 13,250  |
| Clocks and watches and parts thereof . . . "                                       | —        | —       | —       | —       | —       | 353     | ..      | 412     | 11,354  | 423     |
| <b>CORDAGE AND ROPE OF VEGETABLE FIBRE (excluding JUTE AND COTTON) . . . Cwts.</b> | 1,145    | 464     | 660     | 501     | 577     | 64,122  | 22,233  | 52,229  | 41,033  | 48,191  |
| <b>DRUGS AND MEDICINES—</b>  |          |         |         |         |         |         |         |         |         |         |
| Proprietary and patent medicines . . . Value                                       | —        | —       | —       | —       | —       | 350     | 6       | ..      | 4,425   | 17,912  |
| <b>EARthenWARE AND PORCELAIN—</b>  |          |         |         |         |         |         |         |         |         |         |
| Earthenware . . . "  | —        | —       | —       | —       | —       | 13,018  | 2,040   | 6,255   | 8,949   | 5,544   |
| Porcelain . . . "  | —        | —       | —       | —       | —       | 667     | 8       | 2,760   | 1,950   | 1,204   |
| <b>Total Earthenware and Porcelain . . . "</b>                                     | —        | —       | —       | —       | —       | 13,685  | 2,048   | 9,015   | 10,899  | 6,748   |

## AUSTRIA—continued

## IMPORTS THEREFROM—continued

| ARTICLES  | QUANTITY |         |         |         |         | VALUE    |          |          |          |          |
|---|----------|---------|---------|---------|---------|----------|----------|----------|----------|----------|
|   | 1931-32  | 1932-33 | 1933-34 | 1934-35 | 1935-36 | 1931-32  | 1932-33  | 1933-34  | 1934-35  | 1935-36  |
|   |          |         |         |         |         | R        | R        | R        | R        | R        |
| <b>FURNITURE AND CABINET-<br/>WARE—</b>   |          |         |         |         |         |          |          |          |          |          |
| Furniture of wood other<br>than bedsteads . . . Value   | —        | —       | —       | —       | —       | 80,620   | 11,785   | 10,588   | 5,580    | 5,018    |
| Other sorts of Furniture<br>and Cabinetware . . . "   | —        | —       | —       | —       | —       | 1,111    | 127      | 2,248    | 13,017   | 6,223    |
| Total Furniture and<br>Cabinetware . . . "  | —        | —       | —       | —       | —       | 81,737   | 11,912   | 12,820   | 19,203   | 11,841   |
| <b>GLASS AND GLASSWARE—</b>   |          |         |         |         |         |          |          |          |          |          |
| Bangles . . . "   | —        | —       | —       | —       | —       | 4,544    | 4,777    | ..       | 18,424   | 1,319    |
| Beads and false pearls . Cwts.  | 128      | 376     | 280     | 523     | 133     | 17,398   | 49,525   | 33,674   | 48,332   | 12,007   |
| Funnels, globes, etc. . Value   | —        | —       | —       | —       | —       | 62,817   | 61,941   | 76,895   | 1,00,673 | 62,623   |
| Other glassware . . . "   | —        | —       | —       | —       | —       | 23,507   | 30,144   | 46,731   | 42,321   | 37,134   |
| Total Glass and Glassware "   | —        | —       | —       | —       | —       | 1,07,758 | 1,65,857 | 1,57,300 | 2,00,760 | 1,03,083 |
| <b>GLUE . . . . . Cwts.</b>   | 10       | 58      | 263     | 933     | 751     | 245      | 1,026    | 5,556    | 14,486   | 11,691   |
| <b>HARDWARE, excluding<br/>CUTLERY AND ELECTRO-<br/>PLATED WARE—</b>  |          |         |         |         |         |          |          |          |          |          |
| Domestic hardware other<br>than enamelled ironware Value  | —        | —       | —       | —       | —       | 13,333   | 15,534   | 17,117   | 6,265    | 10,453   |
| Enamelled ironware<br>implements and tools,<br>other than agricul-<br>tural implements<br>and machine tools . . . " | —        | —       | —       | —       | —       | 27,191   | 17,346   | 29,764   | 35,215   | 33,223   |
| Lamps, metal . . . No.  | 67,316   | 127,239 | 115,755 | 82,883  | 83,918  | 1,33,473 | 2,03,999 | 1,85,175 | 1,55,857 | 1,54,222 |
| Parts of lamps, other than<br>glass . . . Value   | —        | —       | —       | —       | —       | 24,716   | 28,782   | 23,011   | 21,742   | 26,134   |
| Stoves . . . . . No.  | 12,840   | 13,468  | 4,435   | 5,626   | 1,519   | 41,919   | 40,938   | 15,160   | 18,212   | 7,046    |
| Other sorts . . . . . Value   | —        | —       | —       | —       | —       | 1,20,832 | 1,30,172 | 1,08,767 | 1,20,126 | 1,05,632 |
| Total Hardware, excluding<br>Cutlery and Electroplated<br>ware . . . . . "  | —        | —       | —       | —       | —       | 4,20,032 | 4,75,979 | 4,06,447 | 3,86,760 | 3,43,779 |
| <b>INSTRUMENTS, APPARATUS,<br/>AND APPLIANCES AND<br/>PARTS THEREOF—</b>  |          |         |         |         |         |          |          |          |          |          |
| <b>Electrical—</b>  |          |         |         |         |         |          |          |          |          |          |
| Electric wires and<br>cables . . . . . "  | —        | —       | —       | —       | —       | 16,354   | 17,319   | 19,976   | 18,613   | 7,768    |
| Gas filled electric<br>bulbs . . . . . No.  | 110,591  | 40,449  | 43,012  | 67,532  | 100,722 | 83,750   | 45,308   | 28,660   | 44,263   | 90,403   |
| Vacuum electric<br>bulbs . . . . . "  | 325,857  | 297,400 | 355,144 | 215,841 | 235,553 | 1,16,823 | 1,18,902 | 1,10,503 | 69,024   | 81,909   |
| Parts and accessories<br>of electric lamps . Value  | —        | —       | —       | —       | —       | 20,471   | 48,276   | 18,420   | 15,733   | 10,007   |
| Electric Lighting acces-<br>sories and fittings<br>(including switches) . . . "                                     | —        | —       | —       | —       | —       | 27,607   | 22,950   | 10,261   | 8,552    | 6,655    |
| Electric instruments<br>(other than Tele-<br>graphic and Tele-<br>phonic) . . . . . "                               | —        | —       | —       | —       | —       | 3,167    | 10,912   | 1,947    | 13,845   | 19,311   |
| Other sorts . . . . . "   | —        | —       | —       | —       | —       | 21,108   | 14,615   | 29,675   | 34,253   | 20,252   |
| Total Electrical Instruments "  | —        | —       | —       | —       | —       | 2,92,441 | 2,73,782 | 2,25,442 | 2,04,323 | 2,39,305 |
| Other kinds of instruments "  | —        | —       | —       | —       | —       | 19,233   | 23,606   | 22,792   | 21,911   | 24,200   |
| Total Instruments, Appa-<br>ratus, etc. . . . . "   | —        | —       | —       | —       | —       | 3,11,704 | 2,97,388 | 2,48,234 | 2,26,234 | 2,63,505 |
| <b>LEATHER—</b>   |          |         |         |         |         |          |          |          |          |          |
| Skins, tanned or dressed . Tons   | ..       | ..      | 1       | ..      | ..      | 7,058    | 2,800    | 13,500   | 28,522   | 2,731    |
| Other sorts . . . . . Value   | —        | —       | —       | —       | —       | 22,125   | 12,410   | 18,713   | 11,238   | 8,516    |
| TOTAL LEATHER . . . "   | —        | —       | —       | —       | —       | 29,183   | 15,276   | 32,213   | 39,810   | 11,247   |
| <b>LIQUORS, including DENA-<br/>TURED AND PERFUMED<br/>SPIRITS—</b>   |          |         |         |         |         |          |          |          |          |          |
| Als, Beer and Porter. Gals.   | 12,076   | 1,361   | 357     | 8       | ..      | 23,957   | 2,490    | 372      | 23       | ..       |
| Other sorts of Liquors . . . "  | 77       | 254     | 270     | 174     | 254     | 1,507    | 2,401    | 4,447    | 3,633    | 3,763    |
| Total Liquors, including Den-<br>atured and perfumed spirits "  | 12,058   | 1,615   | 630     | 182     | 254     | 25,464   | 4,891    | 4,819    | 3,666    | 3,763    |
| <b>MACHINERY AND MILLWORK—</b>  |          |         |         |         |         |          |          |          |          |          |
| Prime-movers, other than<br>electrical . . . . . Value  | —        | —       | —       | —       | —       | 31,400   | ..       | 22,207   | 5,892    | 42,102   |
| Electrical machinery . . . "  | —        | —       | —       | —       | —       | 78,137   | 22,216   | 60,479   | 1,21,500 | 90,665   |
| Paper Mill Machinery . . . "  | —        | —       | —       | —       | —       | 351      | 4,509    | 1,441    | 21,292   | 17,010   |
| Textile machinery . . . . . "   | —        | —       | —       | —       | —       | 17,393   | 14,823   | 25,291   | 57,743   | 52,379   |
| Other sorts of machinery,<br>etc. . . . . "   | —        | —       | —       | —       | —       | 34,951   | 33,815   | 32,653   | 35,570   | 79,253   |
| Total Machinery and Millwork "  | —        | —       | —       | —       | —       | 2,02,232 | 75,363   | 1,42,071 | 2,91,997 | 2,81,414 |

## No. 13—continued

## AUSTRIA—continued

## IMPORTS THEREFROM—continued

| ARTICLES   | QUANTITY       |                |                |                |                | VALUE            |                  |                  |                  |                  |
|--|----------------|----------------|----------------|----------------|----------------|------------------|------------------|------------------|------------------|------------------|
|  | 1931-32        | 1932-33        | 1933-34        | 1934-35        | 1935-36        | 1931-32          | 1932-33          | 1933-34          | 1934-35          | 1935-36          |
|  |                |                |                |                |                | B                | B                | B                | B                | B                |
| <b>METALS AND ORES—</b>  |                |                |                |                |                |                  |                  |                  |                  |                  |
| Aluminium Cwts.  | 16             | 2              | 11             | 82             | ..             | 6,722            | 2,400            | 1,647            | 12,668           | 681              |
| Brass, bronze and similar alloys, and manufactures thereof ..        | 376            | 308            | 619            | 302            | 198            | 22,324           | 20,856           | 35,071           | 16,741           | 10,158           |
| German silver (including nickel silver) ..                           | 3,127          | 2,442          | 3,452          | 2,588          | 4,844          | 2,29,169         | 1,78,771         | 2,29,399         | 1,61,844         | 2,50,823         |
| <b>Iron or Steel—</b>  |                |                |                |                |                |                  |                  |                  |                  |                  |
| Bolts and nuts Tons  | 308            | 238            | 249            | 193            | 41             | 1,05,801         | 91,995           | 95,815           | 75,025           | 17,106           |
| Fencing materials (including fencing wire) ..                        | 168            | 98             | 34             | 24             | 2              | 67,667           | 78,822           | 29,347           | 17,169           | 2,700            |
| Screws—  |                |                |                |                |                |                  |                  |                  |                  |                  |
| Screws (wood) ..   | 272            | 100            | 8              | 49             | ..             | 1,30,889         | 55,318           | 1,755            | 28,124           | ..               |
| Screws (metal thread) ..   | 56             | 87             | 88             | ..             | ..             | 20,171           | 15,074           | 30,228           | ..               | 220              |
| Wire nails ..  | 93             | 101            | 32             | 13             | ..             | 12,651           | 16,918           | 5,478            | 3,136            | ..               |
| Wire other than fencing wire ..                                      | 99             | 65             | 48             | 66             | 42             | 18,078           | 16,565           | 10,278           | 16,014           | 10,530           |
| Other manufactures of iron or steel ..                               | 66             | 32             | 11             | 10             | 8              | 17,214           | 11,488           | 5,040            | 3,801            | 4,378            |
| <b>Total Iron or Steel ..</b>  | <b>1,052</b>   | <b>661</b>     | <b>460</b>     | <b>355</b>     | <b>93</b>      | <b>3,71,966</b>  | <b>2,86,180</b>  | <b>1,78,010</b>  | <b>1,42,269</b>  | <b>34,994</b>    |
| Quicksilver Lbs.   | 0,080          | ..             | ..             | ..             | ..             | 24,120           | ..               | ..               | ..               | ..               |
| Metals, unenumerated Tons  | 6              | 4              | 4              | 7              | 8              | 7,601            | 8,376            | 4,537            | 8,525            | 12,766           |
| <b>Total Metals (excluding ores) ..</b>                              | <b>1,227</b>   | <b>803</b>     | <b>668</b>     | <b>510</b>     | <b>828</b>     | <b>6,68,902</b>  | <b>4,91,648</b>  | <b>4,48,664</b>  | <b>3,42,047</b>  | <b>3,18,842</b>  |
| <b>PAPER AND PASTEBOARD—</b>   |                |                |                |                |                |                  |                  |                  |                  |                  |
| <b>Paper—</b>  |                |                |                |                |                |                  |                  |                  |                  |                  |
| Packing and Wrapping paper—  |                |                |                |                |                |                  |                  |                  |                  |                  |
| Kraft including imitation Kraft (a) .. Cwts.                         | —              | —              | —              | —              | 5,832          | —                | —                | —                | —                | 60,655           |
| Coloured machine glazed pressings (a) ..                             | —              | —              | —              | —              | 2,006          | —                | —                | —                | —                | 20,231           |
| Other sorts (a) ..   | —              | —              | —              | —              | 5,011          | —                | —                | —                | —                | 87,843           |
| <b>Total Packing and Wrapping Paper ..</b>                           | <b>16,122</b>  | <b>20,033</b>  | <b>30,923</b>  | <b>14,038</b>  | <b>12,349</b>  | <b>2,47,784</b>  | <b>3,03,023</b>  | <b>3,72,685</b>  | <b>1,94,247</b>  | <b>1,68,720</b>  |
| Printing Paper—  |                |                |                |                |                |                  |                  |                  |                  |                  |
| Machine glazed poster paper (a) ..                                   | —              | —              | —              | —              | 6,379          | —                | —                | —                | —                | 84,912           |
| White printing paper other than machine glazed poster and litho (a)— |                |                |                |                |                |                  |                  |                  |                  |                  |
| News printing (a) ..   | —              | —              | —              | —              | 55,341         | —                | —                | —                | —                | 4,70,945         |
| Others (a) ..  | —              | —              | —              | —              | 2,120          | —                | —                | —                | —                | 21,152           |
| Other sorts of printing paper (a) ..                                 | —              | —              | —              | —              | 29,638         | —                | —                | —                | —                | 8,23,668         |
| News printing (b) ..   | 148,109        | 102,298        | 86,884         | 109,006        | —              | 16,58,487        | 11,08,305        | 8,00,124         | 9,57,578         | —                |
| Other sorts (b) ..   | 51,010         | 49,803         | 60,239         | 26,508         | —              | 6,29,964         | 6,26,920         | 7,01,970         | 8,20,578         | —                |
| Writing Paper and Envelopes—   |                |                |                |                |                |                  |                  |                  |                  |                  |
| Azure laid or wove and ledger (a) ..                                 | —              | —              | —              | —              | 1,040          | —                | —                | —                | —                | 20,817           |
| Cream (a) ..   | —              | —              | —              | —              | 643            | —                | —                | —                | —                | 15,021           |
| Writing Paper in large sheets (b) ..                                 | 34,303         | 23,572         | 17,750         | 15,347         | —              | 7,19,055         | 4,82,188         | 3,38,094         | 2,00,584         | —                |
| Note and Letter Paper (b) ..   | 267            | 27             | 446            | 128            | —              | 5,778            | 722              | 6,920            | 2,882            | —                |
| Envelopes imported separately (b) ..                                 | 309            | 374            | 200            | 1              | —              | 4,817            | 10,555           | 5,512            | 78               | —                |
| Other kinds of paper ..  | 7,500          | 8,617          | 7,683          | 8,120          | 9,236          | 2,35,011         | 2,66,658         | 2,16,397         | 2,08,613         | 2,16,556         |
| Paper manufactures ..  | 838            | 2,448          | 5,102          | 3,796          | 4,284          | 12,077           | 27,128           | 50,898           | 42,111           | 47,920           |
| <b>Total Paper ..</b>  | <b>259,258</b> | <b>208,065</b> | <b>209,227</b> | <b>177,544</b> | <b>121,239</b> | <b>35,12,968</b> | <b>23,25,499</b> | <b>24,98,600</b> | <b>20,12,000</b> | <b>13,09,200</b> |
| Pasteboard, Millboard and Cardboard of all kinds ..                  | 6,082          | 5,893          | 4,432          | 14,070         | 9,085          | 76,867           | 62,538           | 42,470           | 1,13,140         | 77,629           |
| <b>Total Paper and Pasteboard ..</b>                                 | <b>265,320</b> | <b>213,958</b> | <b>213,659</b> | <b>191,614</b> | <b>130,324</b> | <b>35,89,835</b> | <b>23,88,037</b> | <b>25,39,070</b> | <b>21,25,806</b> | <b>14,46,019</b> |
| <b>PAPER-MAKING MATERIALS—</b>                                       |                |                |                |                |                |                  |                  |                  |                  |                  |
| Pulp of wood ..  | 45,954         | 9,705          | ..             | ..             | 4,563          | 4,00,145         | 78,398           | ..               | ..               | 30,075           |
| <b>PRINTS, ENGRAVINGS AND PICTURES .. Value</b>                      | —              | —              | —              | —              | —              | 12,945           | 17,355           | 4,863            | 11,720           | 2,341            |
| <b>PROVISIONS AND OILMAN'S STORES—</b>                               |                |                |                |                |                |                  |                  |                  |                  |                  |
| Canned and bottled provisions Cwts.                                  | 39             | 240            | 171            | ..             | 71             | 2,127            | 12,665           | 7,684            | 3,663            | 2,250            |
| Other sorts of provisions Value                                      | —              | —              | —              | —              | —              | 3,854            | 2,016            | 2,550            | 2,677            | 2,719            |
| <b>Total Provisions and Oilman's stores ..</b>                       | <b>—</b>       | <b>—</b>       | <b>—</b>       | <b>—</b>       | <b>—</b>       | <b>5,981</b>     | <b>14,680</b>    | <b>10,214</b>    | <b>6,340</b>     | <b>4,975</b>     |
| <b>RUBBER, MANUFACTURES ..</b>                                       | <b>—</b>       | <b>—</b>       | <b>—</b>       | <b>—</b>       | <b>—</b>       | <b>47,420</b>    | <b>28,642</b>    | <b>41,855</b>    | <b>41,259</b>    | <b>28,318</b>    |
| <b>SOAP—</b>   |                |                |                |                |                |                  |                  |                  |                  |                  |
| Toilet Soap .. Cwts.   | 115            | 172            | 150            | 23             | 5              | 10,677           | 12,207           | 11,348           | 1,545            | 477              |
| Other sorts ..   | ..             | ..             | 20             | 103            | 1              | ..               | ..               | 2,516            | 1,572            | 48               |
| <b>Total Soap ..</b>   | <b>115</b>     | <b>172</b>     | <b>170</b>     | <b>126</b>     | <b>6</b>       | <b>10,677</b>    | <b>12,207</b>    | <b>13,865</b>    | <b>3,117</b>     | <b>520</b>       |
| <b>STATIONERY (excluding PAPER) .. Value</b>                         | —              | —              | —              | —              | —              | 96,326           | 95,751           | 1,15,965         | 84,453           | 85,355           |

\* Figures prior to 1935-36 relate to packing paper only.  
(a) Separately recorded from 1935-36.  
(b) Discontinued from 1935-36.

No. 13—continued

AUSTRIA—continued

IMPORTS THEREFROM—concluded

| ARTICLES   | QUANTITY |           |         |         |         | VALUE     |           |           |           |           |
|--|----------|-----------|---------|---------|---------|-----------|-----------|-----------|-----------|-----------|
|  | 1931-32  | 1932-33   | 1933-34 | 1934-35 | 1935-36 | 1931-32   | 1932-33   | 1933-34   | 1934-35   | 1935-36   |
|  |          |           |         |         |         | R         | R         | R         | R         | R         |
| <b>SUGAR—</b>  |          |           |         |         |         |           |           |           |           |           |
| Beet sugar . . . Tons  | 400      | ..        | ..      | ..      | ..      | 47,490    | ..        | ..        | ..        | ..        |
| Other sorts . . . "  | ..       | ..        | ..      | ..      | ..      | 10        | ..        | ..        | ..        | ..        |
| Total Sugar . . . "  | 400      | ..        | ..      | ..      | ..      | 47,500    | ..        | ..        | ..        | ..        |
| <b>TEXTILES—</b>   |          |           |         |         |         |           |           |           |           |           |
| <b>Cotton—</b>   |          |           |         |         |         |           |           |           |           |           |
| Manufactures—  |          |           |         |         |         |           |           |           |           |           |
| Twist and yarn . Lbs.  | ..       | ..        | ..      | 11,800  | ..      | ..        | ..        | ..        | 27,018    | ..        |
| Piece-goods—   |          |           |         |         |         |           |           |           |           |           |
| White (bleached) . Yds.  | 574,384  | 1,153,121 | 153,021 | 330,260 | 654,064 | 1,86,063  | 6,20,471  | 96,268    | 4,48,106  | 3,59,942  |
| Coloured, printed or dyed . . . "  | 122,088  | 609,164   | 7,170   | 594,504 | 214,928 | 56,502    | 2,55,914  | 3,587     | 2,31,842  | 98,364    |
| Thread, sewing . Lbs.  | 61,199   | 76,961    | 53,353  | 98,389  | 123,792 | 1,51,868  | 1,30,268  | 1,35,070  | 2,33,927  | 3,00,927  |
| Other sorts of manufactures . Value  | —        | —         | —       | —       | —       | 3,022     | 4,466     | ..        | 1,948     | 957       |
| Total Cotton manufactures (including twist and yarn) . . . "                         | —        | —         | —       | —       | —       | 3,07,475  | 10,61,119 | 2,34,925  | 9,33,501  | 7,60,190  |
| Flax manufactures . . . "  | —        | —         | —       | —       | —       | 17,234    | 12,738    | 11,366    | 9,683     | 2,311     |
| <b>Haberdashery and Millinery—</b>   |          |           |         |         |         |           |           |           |           |           |
| Lace and embroidery . . . "  | —        | —         | —       | —       | —       | 1,28,910  | 1,21,163  | 60,823    | 52,170    | 1,01,520  |
| Other sorts . . . "  | —        | —         | —       | —       | —       | 36,540    | 35,973    | 24,034    | 20,332    | 11,676    |
| Total Haberdashery and Millinery . . . "   | —        | —         | —       | —       | —       | 1,65,450  | 1,57,136  | 84,857    | 72,502    | 1,13,196  |
| <b>Wool—</b>   |          |           |         |         |         |           |           |           |           |           |
| Yarn and knitting wool—  |          |           |         |         |         |           |           |           |           |           |
| Knitting wool . . Lbs.   | 3,933    | 787       | ..      | ..      | ..      | 10,733    | 2,272     | ..        | ..        | ..        |
| Manufactures—  |          |           |         |         |         |           |           |           |           |           |
| Piece-goods . Yards  | 8,338    | 6,914     | 3,074   | 63,704  | 45,226  | 17,933    | 12,808    | 4,990     | 96,495    | 57,129    |
| Other sorts . . . Value  | —        | —         | —       | —       | —       | 6,721     | 2,679     | 1,825     | 7,084     | 3,691     |
| Total Woolen manufactures (including yarn and knitting wool) . . . "                 | —        | —         | —       | —       | —       | 35,437    | 17,759    | 6,815     | 1,03,579  | 65,820    |
| <b>Artificial Silk—</b>  |          |           |         |         |         |           |           |           |           |           |
| Piece-goods made entirely of artificial silk . Yds.                                  | 16,108   | 22,331    | 4,429   | 2,935   | 39      | 12,513    | 13,493    | 397       | 1,095     | 114       |
| Piece-goods made of cotton and artificial silk (a) . . . "                           | 270,681  | 626,216   | 10,266  | —       | —       | 1,43,517  | 2,37,672  | 6,391     | —         | —         |
| Piece-goods of cotton embroidered or superimposed with artificial silk (b) . . . "   | —        | —         | 304,671 | —       | —       | —         | —         | 3,63,130  | —         | —         |
| <b>TOILET REQUISITES (not specified elsewhere) . Value</b>                           | —        | —         | —       | —       | —       | 26,071    | 53,718    | 79,961    | 1,03,018  | 1,10,461  |
| <b>VEHICLES excluding LOCOMOTIVES, ETC., FOR RAILWAYS—</b>                           |          |           |         |         |         |           |           |           |           |           |
| Mechanically propelled vehicles (excluding railway locomotives and tractors) . . . " | —        | —         | —       | —       | —       | 12,966    | 10,376    | 772       | 2,093     | 1,376     |
| <b>WOOD AND TIMBER—</b>  |          |           |         |         |         |           |           |           |           |           |
| Manufactures of wood . . . "   | —        | —         | —       | —       | —       | 11,016    | 13,767    | 20,527    | 22,531    | 16,546    |
| Other kinds of wood and timber . . . "   | —        | —         | —       | —       | —       | 5,804     | 662       | 1,023     | 2,549     | 2,621     |
| Total Wood and Timber . . . "  | —        | —         | —       | —       | —       | 16,820    | 14,429    | 21,550    | 25,080    | 19,167    |
| <b>POSTAL ARTICLES NOT SPECIFIED . . . "</b>   | —        | —         | —       | —       | —       | 21,011    | 27,513    | 23,708    | 21,956    | 27,321    |
| <b>ALL OTHER ARTICLES OF MERCHANDISE . . . "</b>                                     | —        | —         | —       | —       | —       | 72,291    | 50,543    | 74,153    | 87,293    | 49,662    |
| <b>GRAND TOTAL . . . "</b>   | —        | —         | —       | —       | —       | 71,46,316 | 65,20,002 | 52,35,407 | 53,09,292 | 42,84,486 |

(a) Discontinued from 1934-35.  
(b) Separately shown in 1933-34.

No. 13—continued  
AUSTRIA—concluded  
EXPORTS THERETO

## INDIAN MERCHANDISE

| ARTICLES   | QUANTITY |         |         |         |         | VALUE   |         |         |          |          |
|--|----------|---------|---------|---------|---------|---------|---------|---------|----------|----------|
|  | 1931-32  | 1932-33 | 1933-34 | 1934-35 | 1935-36 | 1931-32 | 1932-33 | 1933-34 | 1934-35  | 1935-36  |
| <b>OILS—</b>   |          |         |         |         |         | B       | B       | B       | B        | B        |
| Vegetables, non-essential—<br>Castor . . . . . Gals.         | ..       | ..      | ..      | ..      | 10,800  | ..      | ..      | ..      | ..       | 15,150   |
| <b>TEXTILES—</b>   |          |         |         |         |         |         |         |         |          |          |
| <b>Cotton—</b>   |          |         |         |         |         |         |         |         |          |          |
| Waste . . . . . Tons   | 1,343    | 175     | ..      | 331     | ..      | 19,070  | 4,230   | ..      | 3,650    | ..       |
| Hemp, raw . . . . . Cwts.                                    | ..       | ..      | ..      | ..      | 1,785   | ..      | ..      | ..      | ..       | 18,500   |
| <b>Jute—</b>   |          |         |         |         |         |         |         |         |          |          |
| Raw . . . . . Tons   | ..       | ..      | ..      | 630     | 2,080   | ..      | ..      | ..      | 1,02,372 | 3,65,436 |
| <b>Wool—</b>   |          |         |         |         |         |         |         |         |          |          |
| <b>Manufactures—</b>   |          |         |         |         |         |         |         |         |          |          |
| Carpets and rugs . . . . . Lbs.                              | ..       | 8,800   | ..      | 84      | ..      | ..      | 24,000  | ..      | 420      | ..       |
| <b>ALL OTHER ARTICLES OF<br/>MERCHANDISE . . . . . Value</b> | —        | —       | —       | —       | —       | 5,472   | 10,356  | 72      | 19,204   | 13,093   |
| <b>GRAND TOTAL</b> ..  | —        | —       | —       | —       | —       | 21,542  | 38,606  | 72      | 1,25,643 | 4,12,754 |

## FOREIGN MERCHANDISE

| ARTICLES   | QUANTITY |         |         |         |         | VALUE   |         |         |          |          |
|--|----------|---------|---------|---------|---------|---------|---------|---------|----------|----------|
|  | 1931-32  | 1932-33 | 1933-34 | 1934-35 | 1935-36 | 1931-32 | 1932-33 | 1933-34 | 1934-35  | 1935-36  |
| <b>TEXTILES—</b>   |          |         |         |         |         | B       | B       | B       | B        | B        |
| <b>WOOL—</b>   |          |         |         |         |         |         |         |         |          |          |
| Manufactures . . . . . Value   | —        | —       | —       | —       | —       | 16,410  | ..      | ..      | 400      | 150      |
| <b>ALL OTHER ARTICLES OF<br/>MERCHANDISE . . . . . "</b>                   | —        | —       | —       | —       | —       | 11,265  | 480     | 17,005  | 1,950    | 2,506    |
| <b>GRAND TOTAL</b> . . . . . "   | —        | —       | —       | —       | —       | 27,675  | 480     | 17,005  | 2,350    | 2,656    |
| <b>GRAND TOTAL OF IN-<br/>DIAN AND FOREIGN<br/>MERCHANDISE . . . . . "</b> | —        | —       | —       | —       | —       | 49,217  | 39,086  | 17,077  | 1,27,993 | 4,15,410 |



HUNGARY  
CZECHOSLOVAKIA

( 360 )

No. 13—continued  
HUNGARY  
IMPORTS THEREFROM

| ARTICLES  | QUANTITY |         |         |         |         | VALUE    |          |           |          |           |
|---|----------|---------|---------|---------|---------|----------|----------|-----------|----------|-----------|
|   | 1931-32  | 1932-33 | 1933-34 | 1934-35 | 1935-36 | 1931-32  | 1932-33  | 1933-34   | 1934-35  | 1935-36   |
|   |          |         |         |         |         | R        | R        | R         | R        | R         |
| BELTING AND MACHINERY Value   | —        | —       | —       | —       | —       | 817      | 1,637    | 4,330     | 8,387    | 11,947    |
| CORDAGE AND ROPE OF WIRE-TABLE FIBRE (excluding JUTE AND COTTON) Cwts.  | 426      | 1,101   | 775     | 605     | 318     | 32,243   | 71,129   | 60,640    | 44,584   | 23,407    |
| DRUGS AND MEDICINES—Proprietary and patent Medicines Value  | —        | —       | —       | —       | —       | 820      | 113      | ..        | ..       | 15,045    |
| BATHING AND PORCELAIN—Sanitary ware Cwts.   | —        | 255     | 530     | 1,740   | 2,023   | ..       | 6,150    | 6,870     | 1,836    | 10,730    |
| GLASS   | —        | —       | —       | —       | —       | ..       | ..       | ..        | 26,523   | 42,569    |
| HARDWARE, excluding CUTLERY AND ELECTROPLATED WARE—Enamelled iron ware Value  | 41,730   | 52,823  | 25,415  | 64,020  | 37,076  | 1,300    | 11,270   | 14,352    | 83,177   | 50,363    |
| Lamps, metal No.  | —        | —       | —       | —       | —       | 22,456   | 30,370   | 18,042    | 33,793   | 20,502    |
| Other sorts Value   | —        | —       | —       | —       | —       | 34,810   | 14,224   | 8,158     | 14,292   | 23,448    |
| TOTAL HARDWARE, excluding CUTLERY AND ELECTROPLATED WARE  | —        | —       | —       | —       | —       | 58,666   | 55,864   | 40,552    | 1,31,212 | 1,03,313  |
| INSTRUMENTS, APPARATUS, AND APPLIANCES AND PARTS THEREOF—Electrical, including telegraph and telephone apparatus, not being machinery—Gas filled electric bulbs No. | 19,225   | 8,805   | 465     | 43,346  | 72,970  | 25,046   | 8,074    | 331       | 32,795   | 61,456    |
| Vacuum electric bulbs No.   | 17,705   | 16,727  | 2,348   | 43,438  | 36,019  | 16,207   | 9,152    | 1,290     | 19,130   | 16,537    |
| LEATHER, SKINS TANNED OR DRESSED No.  | 120      | 3       | 7       | 6       | 8       | ..       | 34,671   | 62,761    | 69,937   | 70,567    |
| MACHINERY AND MILLWORK—Railway Locomotive Engines and Tenders and parts Value   | —        | —       | —       | —       | —       | ..       | 33,427   | 73,312    | 10,264   | 78,257    |
| Boilers   | —        | —       | —       | —       | —       | ..       | ..       | ..        | ..       | 12,40,147 |
| METALS AND ORES—Steel—Ingots, blooms, billets, and slabs Tons   | ..       | ..      | ..      | ..      | 796     | ..       | ..       | ..        | ..       | 71,273    |
| Iron or Steel—Fencing materials (including fencing wire) No.  | 5        | 42      | 31      | ..      | ..      | 763      | 7,372    | 16,863    | ..       | ..        |
| Screws No.  | 58       | 13      | 36      | 15      | 12      | 31,724   | 5,391    | 13,637    | 5,611    | 4,326     |
| Wire nails No.  | 277      | 653     | 851     | 900     | 1,038   | 41,702   | 1,09,139 | 1,36,958  | 1,30,250 | 1,44,603  |
| Other manufactures of Iron or Steel No.   | 14       | 8       | 57      | 14      | 1       | 3,340    | 1,362    | 8,441     | 2,385    | 354       |
| Total of Iron or Steel Value  | 354      | 716     | 1,035   | 929     | 1,071   | 77,534   | 1,23,704 | 1,75,899  | 1,38,246 | 1,40,193  |
| Rubber manufactures Value   | —        | —       | —       | —       | —       | 11,105   | 10,601   | 27,418    | 31,640   | 37,493    |
| SUGAR—Beet Sugar Tons   | 595      | ..      | 1,634   | ..      | ..      | 65,497   | ..       | 1,63,733  | ..       | ..        |
| VEHICLES—Mechanically propelled vehicles (excluding Railway locomotives and tractors)—carriages and parts for railways Value  | —        | —       | —       | —       | —       | ..       | 68,849   | 1,94,687  | 1,85,685 | 3,17,073  |
| POSTAL ARTICLES NOT SPECIFIED   | —        | —       | —       | —       | —       | 529      | 62       | 10,278    | 1,701    | 416       |
| ALL OTHER ARTICLES OF MERCHANDISE   | —        | —       | —       | —       | —       | 96,580   | 92,691   | 2,34,231  | 69,133   | 1,08,186  |
| GRAND TOTAL   | —        | —       | —       | —       | —       | 3,10,720 | 5,16,874 | 10,56,900 | 7,77,201 | 23,71,107 |

EXPORTS THERETO

INDIAN MERCHANDISE

| ARTICLES                                | QUANTITY |         |         |         |         | VALUE   |         |         |          |          |
|---|----------|---------|---------|---------|---------|---------|---------|---------|----------|----------|
|   | 1931-32  | 1932-33 | 1933-34 | 1934-35 | 1935-36 | 1931-32 | 1932-33 | 1933-34 | 1934-35  | 1935-36  |
|   |          |         |         |         |         | R       | R       | R       | R        | R        |
| TEXTILES—Jute—Raw Tons                  | ..       | ..      | ..      | 1,024   | 1,579   | ..      | ..      | ..      | 1,55,260 | 2,02,100 |
| ALL OTHER ARTICLES OF MERCHANDISE Value | —        | —       | —       | —       | —       | 11,980  | 244     | ..      | ..       | 10,800   |
| TOTAL VALUE                             | —        | —       | —       | —       | —       | 11,980  | 244     | ..      | 1,55,260 | 3,08,400 |

FOREIGN MERCHANDISE

| ARTICLES                                      | QUANTITY |         |         |         |         | VALUE   |         |         |          |          |
|---|----------|---------|---------|---------|---------|---------|---------|---------|----------|----------|
|   | 1931-32  | 1932-33 | 1933-34 | 1934-35 | 1935-36 | 1931-32 | 1932-33 | 1933-34 | 1934-35  | 1935-36  |
|   |          |         |         |         |         | R       | R       | R       | R        | R        |
| TOTAL VALUE                                   | —        | —       | —       | —       | —       | ..      | 75      | ..      | ..       | ..       |
| GRAND TOTAL OF INDIAN AND FOREIGN MERCHANDISE | —        | —       | —       | —       | —       | 11,980  | 319     | ..      | 1,55,260 | 3,08,400 |

CZECHOSLOVAKIA  
IMPORTS THEREFROM

| ARTICLES   | QUANTITY |         |         |         |         | VALUE    |          |          |          |          |
|--|----------|---------|---------|---------|---------|----------|----------|----------|----------|----------|
|  | 1931-32  | 1932-33 | 1933-34 | 1934-35 | 1935-36 | 1931-32  | 1932-33  | 1933-34  | 1934-35  | 1935-36  |
|  |          |         |         |         |         | R        | R        | R        | R        | R        |
| APPAREL (excluding hosiery and boots and shoes)—Hats, caps, bonnets, and hatter's ware Value | —        | —       | —       | —       | —       | 4,88,493 | 2,72,584 | 2,83,828 | 4,07,237 | 1,07,261 |
| Asbestos Manufactures No.  | —        | —       | —       | —       | —       | 7,244    | 7,450    | 1,621    | 7,879    | 10,324   |
| Belting for Machinery No.  | —        | —       | —       | —       | —       | 12,494   | 12,671   | 10,151   | 14,134   | 2,403    |
| BOOTS AND SHOES—All leather Pairs  | 37,909   | 96,364  | 140,361 | 212,207 | 233,932 | 1,63,418 | 2,81,430 | 4,04,389 | 5,23,032 | 6,00,190 |
| Rubber Soled—With canvas uppers No.  | 7,979    | 137,014 | 22,801  | 44,254  | 70,654  | 10,703   | 79,195   | 26,372   | 54,441   | 85,527   |
| Of other materials No.   | 17,058   | 35,084  | 213,332 | 27,700  | 45,978  | 62,241   | 1,03,532 | 1,63,211 | 68,049   | 1,14,436 |
| Total Boots and shoes  | 63,036   | 233,462 | 376,994 | 284,161 | 350,624 | 2,36,422 | 4,64,157 | 5,94,472 | 7,08,152 | 8,00,153 |

No. 13—continued

## CZECHOSLOVAKIA—continued

## IMPORTS THEREFROM—continued

| ARTICLES   | QUANTITY |         |         |         |           | VALUE     |           |           |           |          |
|--|----------|---------|---------|---------|-----------|-----------|-----------|-----------|-----------|----------|
|  | 1931-32  | 1932-33 | 1933-34 | 1934-35 | 1935-36   | 1931-32   | 1932-33   | 1933-34   | 1934-35   | 1935-36  |
| <b>BUTTONS OF ALL SORTS—</b>   |          |         |         |         |           | R         | R         | R         | R         | R        |
| Metal  | —        | —       | —       | —       | —         | 2,10,520  | 4,11,205  | 3,74,378  | 4,58,301  | 3,02,044 |
| Other sorts  | —        | —       | —       | —       | —         | 40,656    | 66,304    | 1,00,622  | 1,46,970  | 1,32,437 |
| Total Buttons, etc.  | —        | —       | —       | —       | —         | 3,57,176  | 4,77,509  | 4,75,000  | 6,05,271  | 4,41,081 |
| <b>CHEMICALS AND CHEMICAL PREPARATIONS—</b>                                  |          |         |         |         |           |           |           |           |           |          |
| Ammonia and salts thereof  | ..       | ..      | ..      | ..      | 1,040     | ..        | ..        | ..        | ..        | 13,927   |
| Carbide of calcium   | ..       | ..      | ..      | ..      | 08        | 1,600     | 13,204    | ..        | ..        | 1,024    |
| Potassium compounds  | 90       | 045     | ..      | 111     | 244       | 1,780     | 1,000     | 5,187     | 11,344    |          |
| Other sorts  | —        | —       | 40      | —       | —         | 2,082     | 24,774    | 6,080     | 14,513    |          |
| TOTAL CHEMICALS AND CHEMICAL PREPARATIONS                                    | —        | —       | —       | —       | —         | 5,402     | 38,038    | 8,040     | 19,700    |          |
| <b>DYEING AND TANNING SUBSTANCES, DYES OBTAINED FROM COAL TAR—</b>           |          |         |         |         |           |           |           |           |           |          |
| Allzarine—   |          |         |         |         |           |           |           |           |           |          |
| Moist—   |          |         |         |         |           |           |           |           |           |          |
| Over 16 per cent. but not exceeding 20 per cent.                             | ..       | 4,480   | 101,114 | 80,486  | 90,720    | ..        | 2,900     | 76,830    | 54,440    |          |
| Exceeding 20 per cent.   | ..       | ..      | 5,768   | 30,960  | ..        | ..        | ..        | 5,005     | 45,804    |          |
| Coupling dyes of the Naphthol group—   |          |         |         |         |           |           |           |           |           |          |
| Naphthols Rapid fast colours (Rapid salts) and bases                         | ..       | 500     | 2,001   | —       | —         | —         | 2,800     | 14,545    | —         |          |
| Vats—  |          |         |         |         |           |           |           |           |           |          |
| Other sorts—   |          |         |         |         |           |           |           |           |           |          |
| Powder   | ..       | ..      | 3,012   | 852     | ..        | ..        | ..        | 44,680    | 12,263    |          |
| Other sorts  | ..       | ..      | ..      | 4,144   | 1,120     | ..        | ..        | ..        | 3,956     |          |
| Total dyes obtained from Coal Tar  | ..       | 5,040   | 112,635 | 131,422 | 91,840    | ..        | 5,700     | 1,45,050  | 1,14,502  |          |
| <b>EARTHENWARE AND PORCELAIN—</b>  |          |         |         |         |           |           |           |           |           |          |
| Earthenware  | ..       | ..      | ..      | ..      | ..        | 18,251    | 5,014     | 7,258     | 7,327     |          |
| Porcelain  | ..       | ..      | ..      | ..      | ..        | 12,324    | 6,446     | 32,860    | 25,857    |          |
| TOTAL Earthenware and Porcelain  | ..       | ..      | ..      | ..      | ..        | 30,575    | 12,360    | 40,118    | 33,184    |          |
| <b>FURNITURE AND CABINETWARE—</b>  |          |         |         |         |           |           |           |           |           |          |
| Furniture of wood (other than bedsteads)                                     | ..       | ..      | ..      | ..      | ..        | 38,324    | 24,312    | 14,412    | 16,564    |          |
| Other sorts  | ..       | ..      | ..      | ..      | ..        | 20,106    | 15,928    | 11,816    | 14,750    |          |
| TOTAL FURNITURE AND CABINETWARE  | ..       | ..      | ..      | ..      | ..        | 58,430    | 40,240    | 26,228    | 31,314    |          |
| <b>GLASS AND GLASSWARE—</b>  |          |         |         |         |           |           |           |           |           |          |
| Bangles  | ..       | ..      | ..      | ..      | ..        | 17,29,397 | 16,34,636 | 12,69,706 | 12,14,288 |          |
| Beads and false pearls   | 1,060    | 2,326   | 3,331   | 1,837   | 4,017     | 2,03,299  | 3,56,161  | 4,98,577  | 4,55,400  |          |
| Bottles and Phials   | 1,372    | 806     | 1,229   | 1,156   | 1,130     | 10,247    | 14,244    | 12,421    | 14,018    |          |
| Funnels, globes and glass parts of lamps                                     | ..       | ..      | ..      | ..      | ..        | ..        | ..        | ..        | ..        |          |
| Sheet and plate  | 054,952  | 638,244 | 997,218 | 668,040 | 1,645,192 | 1,18,272  | 84,228    | 34,777    | 47,404    |          |
| Furniture (including decanters, tumblers, etc.)                              | ..       | ..      | ..      | ..      | ..        | 1,30,062  | 1,12,787  | 1,09,140  | 80,569    |          |
| Other glassware  | ..       | ..      | ..      | ..      | ..        | 29,505    | 9,034     | 8,761     | 13,694    |          |
| TOTAL Glass and Glassware  | ..       | ..      | ..      | ..      | ..        | 44,529    | 68,516    | 63,982    | 95,805    |          |
| <b>HARDWARE, excluding CUTLERY AND ELECTROPLATED WARE—</b>                   |          |         |         |         |           |           |           |           |           |          |
| Domestic hardware  | ..       | ..      | ..      | ..      | ..        | 15,588    | 13,797    | 4,002     | 12,784    |          |
| Enamelled Ironware   | ..       | ..      | ..      | ..      | ..        | 2,76,257  | 2,99,352  | 2,00,992  | 3,45,792  |          |
| Implements and tools (other than agricultural implements and machine tools)  | ..       | ..      | ..      | ..      | ..        | 2,050     | 6,168     | 15,718    | 3,614     |          |
| Lamps, metal   | 24,912   | 0,148   | 1,511   | 8,377   | 9,883     | 20,187    | 12,817    | 3,817     | 10,094    |          |
| Other sorts  | ..       | ..      | ..      | ..      | ..        | 3,92,285  | 5,73,427  | 5,31,251  | 5,92,633  |          |
| TOTAL Hardware, excluding Cutlery and Electroplated ware                     | ..       | ..      | ..      | ..      | ..        | 7,12,376  | 9,05,557  | 8,15,780  | 9,36,137  |          |
| <b>INSTRUMENTS, APPARATUS, AND APPLIANCES AND PARTS THEREOF—</b>             |          |         |         |         |           |           |           |           |           |          |
| Electrical, including telegraph and telephone apparatus, not being machinery | ..       | ..      | ..      | ..      | ..        | ..        | ..        | ..        | ..        |          |
| Rubber insulated   | ..       | ..      | ..      | ..      | ..        | 20,506    | 27,680    | 26,191    | 12,223    |          |
| Electric glowlamps   | ..       | ..      | ..      | ..      | ..        | ..        | ..        | ..        | ..        |          |
| Gas filled electric bulbs  | 103,505  | 110,236 | 159,953 | 144,281 | 11,774    | 98,925    | 1,14,110  | 1,44,320  | 1,40,261  |          |
| Vacuum electric bulbs  | 300,345  | 232,613 | 105,093 | 159,302 | 21,617    | 1,05,739  | 1,03,475  | 76,748    | 72,300    |          |
| Parts and accessories of electric lamps                                      | ..       | ..      | ..      | ..      | ..        | 31,062    | 39,772    | 29,969    | 73,656    |          |
| Electric lighting accessories and fittings (including switches)              | ..       | ..      | ..      | ..      | ..        | 16,094    | 11,418    | 6,533     | 848       |          |
| Other sorts, electrical  | ..       | ..      | ..      | ..      | ..        | 50,324    | 14,038    | 20,076    | 27,346    |          |
| Other kinds of instruments   | ..       | ..      | ..      | ..      | ..        | 16,403    | 19,462    | 25,645    | 24,703    |          |
| TOTAL Instruments, etc.  | ..       | ..      | ..      | ..      | ..        | 3,39,150  | 3,35,005  | 3,20,401  | 3,51,237  |          |
| <b>LEATHER</b>   | ..       | ..      | ..      | ..      | ..        | 48,494    | 84,062    | 69,778    | 92,279    |          |
| <b>MACHINERY AND MILLWORK—</b>   |          |         |         |         |           |           |           |           |           |          |
| Railway locomotive Engines and tender and parts                              | ..       | ..      | ..      | ..      | ..        | 16,192    | 10,348    | 9,038     | 5,447     |          |
| Boilers  | ..       | ..      | ..      | ..      | ..        | 6,020     | 1,02,467  | 1,76,259  | 98,998    |          |
| Sugar machinery  | ..       | ..      | ..      | ..      | ..        | ..        | 88,019    | 11,13,491 | 1,33,818  |          |
| Cotton Weaving machinery   | ..       | ..      | ..      | ..      | ..        | 27,467    | 38,232    | 20,197    | 3,582     |          |
| Other sorts  | ..       | ..      | ..      | ..      | ..        | 90,104    | 1,49,038  | 1,30,268  | 2,56,736  |          |
| TOTAL MACHINERY AND MILLWORK   | ..       | ..      | ..      | ..      | ..        | 1,45,783  | 3,68,164  | 3,49,103  | 3,51,928  |          |
| <b>MANURES</b>   | ..       | ..      | ..      | 800     | ..        | ..        | ..        | ..        | 26,716    |          |
| <b>METALS AND ORES—</b>  |          |         |         |         |           |           |           |           |           |          |
| Steel—   |          |         |         |         |           |           |           |           |           |          |
| Bare   | 54       | 60      | 84      | 117     | 210       | 17,877    | 20,929    | 24,886    | 33,334    |          |
| Cast—  | ..       | ..      | ..      | ..      | ..        | ..        | ..        | ..        | ..        |          |
| Tool steel—  |          |         |         |         |           |           |           |           |           |          |
| Cast steel bars  | ..       | 35      | 54      | 24      | 26        | ..        | 17,528    | 33,304    | 28,976    |          |
| High speed   | 15       | 22      | 40      | 21      | 42        | 20,150    | 25,066    | 64,307    | 34,893    |          |
| Carbon   | 40       | 27      | 21      | 5       | 34        | 22,059    | 15,590    | 15,099    | 1,443     |          |
| Other kinds of steel   | ..       | 50      | 7       | 21      | 14        | 51        | 16,012    | 3,530     | 4,033     |          |
| Total Steel  | 100      | 104     | 206     | 188     | 335       | 60,137    | 95,125    | 1,41,076  | 1,30,589  |          |

## CZECHOSLOVAKIA—continued

## IMPORTS THEREFROM—continued

| ARTICLES   | QUANTITY |         |         |           |         | VALUE    |          |          |           |          |
|--|----------|---------|---------|-----------|---------|----------|----------|----------|-----------|----------|
|  | 1931-32  | 1932-33 | 1933-34 | 1934-35   | 1935-36 | 1931-32  | 1932-33  | 1933-34  | 1934-35   | 1935-36  |
| <b>METALS AND ORES—continued</b>                               |          |         |         |           |         | R        | R        | R        | R         | R        |
| Iron or Steel—   |          |         |         |           |         |          |          |          |           |          |
| Beams, channels, pillars, girders, and bridge-work . . . Tons  | 333      | ..      | ..      | ..        | ..      | 67,430   | ..       | ..       | ..        | ..       |
| Bolts and nuts . . . "   | 49       | .. 67   | .. 18   | .. 108    | .. 6    | 17,419   | 26,786   | 6,248    | 31,588    | 1,614    |
| Fencing materials (including fencing wire) . . . "             | 168      | 112     | 53      | 17        | 25      | 26,799   | 25,185   | 12,222   | 6,176     | 19,958   |
| Hoops and Strips . . . "                                       | ..       | ..      | ..      | 523       | 446     | ..       | ..       | ..       | 65,982    | 53,552   |
| Nails, rivets and washers . . . "                              | .. 569   | .. 511  | .. 473  | .. 791    | .. 401  | 1,74,317 | 1,85,885 | 1,59,708 | 2,58,417  | 1,22,590 |
| Screws (wood) . . . "  | 20       | 31      | 13      | ..        | ..      | 17,739   | 14,671   | 4,892    | 819       | ..       |
| Tubes, pipes and fittings, wrought . . . "                     | 289      | 585     | 1,805   | 3,200     | 407     | 82,290   | 1,35,677 | 3,70,392 | 6,41,811  | 63,087   |
| Wire, other than fencing wire . . . "                          | 460      | 429     | 165     | 169       | 201     | 61,064   | 67,774   | 24,193   | 17,716    | 29,136   |
| Wire nails . . . "   | 319      | 552     | 211     | 512       | 93      | 51,071   | 91,099   | 37,046   | 72,852    | 12,761   |
| Other manufactures of iron or steel . . . "                    | 108      | 72      | 49      | 383       | 383     | 27,470   | 25,361   | 15,821   | 1,07,508  | 1,00,018 |
| Total Iron or Steel . . . "                                    | 2,209    | 2,359   | 2,847   | 5,738     | 1,962   | 5,25,599 | 5,72,408 | 6,30,582 | 12,01,867 | 4,07,716 |
| Other metals . . . "   | 2        | 9       | 5       | 2         | 2       | 5,824    | 14,290   | 6,262    | 5,935     | 4,024    |
| Total Metals (excluding Ores) . . . "                          | 2,320    | 2,562   | 3,058   | 5,923     | 2,289   | 5,91,560 | 6,81,828 | 7,77,920 | 13,38,891 | 6,27,986 |
| <b>OIL-CLOTH AND FLOOR-CLOTH.</b> Sq. yds.                     | 41,741   | 2,095   | 988     | ..        | 12,380  | 29,459   | 6,354    | 627      | ..        | 7,210    |
| <b>PAPER AND PASTEBOARD—</b>                                   |          |         |         |           |         |          |          |          |           |          |
| Packing and wrapping Paper* . . . "                            | 14,431   | 22,124  | 12,601  | 33,321    | 18,368  | 1,88,213 | 2,85,670 | 1,44,754 | 3,04,474  | 2,54,961 |
| Printing paper . . . "   | 3,597    | 4,460   | 11,217  | 30,273    | 16,441  | 52,984   | 60,217   | 1,29,784 | 3,12,231  | 1,98,759 |
| Writing paper and envelopes† . . . "                           | 500      | 184     | 133     | 2,706     | 3,227   | 9,330    | 4,219    | 2,501    | 54,921    | 65,848   |
| Other kinds of paper . . . "                                   | 2,580    | 3,698   | 3,729   | 11,528    | 4,173   | 67,595   | 84,969   | 66,151   | 1,85,472  | 68,832   |
| Total paper . . . "  | 21,018   | 30,346  | 27,720  | 77,828    | 42,204  | 3,18,122 | 4,35,075 | 3,43,190 | 9,47,148  | 5,83,450 |
| Pasteboard, Millboard and Cardboard of all kinds—              |          |         |         |           |         |          |          |          |           |          |
| Manufactures of Pasteboard and Cardboard . . . "               | 159      | 85      | 140     | 1,623     | 842     | 1,705    | 960      | 1,334    | 17,406    | 7,620    |
| Other kinds . . . "  | 5,188    | 5,097   | 1,727   | 16,490    | 8,577   | 57,274   | 56,679   | 17,092   | 1,60,983  | 86,464   |
| Total Pasteboard, millboard and cardboard of all kinds . . . " | 5,347    | 5,182   | 1,867   | 18,116    | 9,219   | 59,079   | 57,639   | 13,926   | 1,78,389  | 94,084   |
| Total Paper and Pasteboard . . . "                             | 26,365   | 35,528  | 29,587  | 95,944    | 51,423  | 3,77,101 | 4,92,714 | 3,62,116 | 11,25,537 | 6,77,544 |
| <b>PAPER-MAKING MATERIALS—</b>                                 |          |         |         |           |         |          |          |          |           |          |
| Pulp of wood . . . "   | 1,668    | 922     | ..      | 122       | ..      | 14,278   | 7,165    | ..       | 1,228     | ..       |
| <b>PROVISIONS AND OILMAN'S STORES</b> Value                    | ..       | ..      | ..      | ..        | ..      | 45,877   | 5,923    | 4,916    | 2,905     | 4,079    |
| <b>RUBBER—</b>   |          |         |         |           |         |          |          |          |           |          |
| Manufactures—  |          |         |         |           |         |          |          |          |           |          |
| Pneumatic motor covers No. . . . "                             | ..       | ..      | 17      | 548       | 213     | ..       | ..       | 400      | 16,556    | 6,619    |
| <b>STARCH, DEXTRINE AND FARINA—</b>                            |          |         |         |           |         |          |          |          |           |          |
| Starch . . . Cwts.   | 46,229   | 125     | ..      | ..        | ..      | 3,81,895 | 1,905    | ..       | ..        | ..       |
| <b>STATIONERY (excluding paper)</b> Value                      | ..       | ..      | ..      | ..        | ..      | 66,208   | 58,097   | 55,288   | 61,386    | 11,630   |
| <b>SUGAR—</b>  |          |         |         |           |         |          |          |          |           |          |
| Sugar, 23 Dutch Standard and above . . . Tons                  | 15       | 60      | ..      | ..        | ..      | 4,838    | 19,238   | ..       | ..        | ..       |
| Beet sugar . . . "   | 896      | 434     | ..      | 78        | ..      | 1,21,641 | 49,628   | ..       | 7,870     | ..       |
| Sugar, 15 Dutch Standard and below . . . "                     | 217      | 12      | ..      | ..        | ..      | 49,452   | 2,675    | ..       | ..        | ..       |
| Total Sugar . . . "  | 1,128    | 506     | ..      | 78        | ..      | 1,76,931 | 71,686   | ..       | 7,870     | ..       |
| <b>TEXTILES—</b>   |          |         |         |           |         |          |          |          |           |          |
| <b>Cotton—</b>   |          |         |         |           |         |          |          |          |           |          |
| Piece goods—   |          |         |         |           |         |          |          |          |           |          |
| Coloured, printed or dyed—                                     |          |         |         |           |         |          |          |          |           |          |
| Woven coloured goods . . . "                                   | 10,073   | 3,956   | 985     | 5,398     | 1,472   | 14,745   | 8,407    | 2,097    | 3,603     | 2,960    |
| Other sorts of manufactures (including twist and yarn) Value   | ..       | ..      | ..      | ..        | ..      | 16,083   | 9,890    | 7,221    | 12,027    | 9,008    |
| Total of cotton goods (including twist and yarn) . . . "       | ..       | ..      | ..      | ..        | ..      | 30,828   | 17,797   | 9,318    | 20,630    | 11,968   |
| Flax manufactures . . . "                                      | ..       | ..      | ..      | ..        | ..      | 7,834    | 14,075   | 19,074   | 17,810    | 10,076   |
| <b>Haberisbery and Millinery</b>                               |          |         |         |           |         |          |          |          |           |          |
| Lace and embroidery . . . "                                    | ..       | ..      | ..      | ..        | ..      | 49,118   | 40,917   | 18,972   | 2,479     | 7,188    |
| Ribbons ‡ . . . Yard   | ..       | ..      | ..      | 1,103,926 | 299,492 | ..       | ..       | ..       | 41,255    | 9,085    |
| Other sorts . . . Value  | ..       | ..      | ..      | ..        | ..      | 1,57,937 | 2,12,629 | 1,35,376 | 49,762    | 37,921   |
| Total Haberdashery and Millinery . . . "                       | ..       | ..      | ..      | ..        | ..      | 2,07,055 | 2,53,606 | 1,54,348 | 93,496    | 54,144   |

\* Figures prior to 1935-36 relate to packing paper only.  
† Revised classification introduced from 1935-36.  
‡ Separately recorded from 1934-35.

No. 13—continued

## CZECHOSLOVAKIA—continued

## IMPORTS THEREFROM—concluded

| ARTICLES   | QUANTITY |         |         |         |         | VALUE     |           |           |           |           |
|--|----------|---------|---------|---------|---------|-----------|-----------|-----------|-----------|-----------|
|  | 1931-32  | 1932-33 | 1933-34 | 1934-35 | 1935-36 | 1931-32   | 1932-33   | 1933-34   | 1934-35   | 1935-36   |
| <b>TEXTILES—</b>   |          |         |         |         |         |           |           |           |           |           |
| Wool—  |          |         |         |         |         | R         | R         | R         | R         | R         |
| Yarn and knitting wool. Lbs.                                     | 376      | 35,290  | ..      | ..      | ..      | 1,059     | 77,224    | ..        | ..        | ..        |
| Manufactures—  |          |         |         |         |         |           |           |           |           |           |
| Braids .. .. . "   | 1,697    | 8,530   | 3,835   | 4,226   | 2,298   | 4,337     | 7,271     | 11,141    | 10,141    | 7,080     |
| Piecegoods .. . Yards  | 184,540  | 300,213 | 58,245  | 26,606  | 1,715   | 3,25,486  | 5,37,500  | 1,17,279  | 60,565    | 5,537     |
| Other manufactures Value   | —        | —       | ..      | —       | —       | 9,977     | 10,017    | 3,405     | 13,515    | 1,830     |
| Total Woollen manufactures (including yarn and knitting wool) .. | —        | —       | —       | —       | —       | 3,40,659  | 6,23,012  | 1,31,325  | 84,221    | 14,497    |
| Artificial silk—   |          |         |         |         |         |           |           |           |           |           |
| Hosiery—   |          |         |         |         |         |           |           |           |           |           |
| Socks and stocking (a) { Lbs. .. .. .                            | —        | —       | —       | 6,000   | 1,950   | —         | —         | —         | 7,645     | 17,117    |
| { Pairs .. .. .  | —        | —       | —       | —       | —       | —         | —         | —         | —         | —         |
| { Piecegoods made entirely of artificial silk Yards              | 2,441    | 3,661   | ..      | ..      | 3,510   | 1,191     | 13,307    | ..        | ..        | 4,814     |
| { Piecegoods made of cotton and artificial silk (b) ..           | 18,157   | 6,305   | 4,319   | —       | —       | 25,798    | 12,325    | 7,637     | —         | —         |
| TOLLET REQUISITES NOT ELSEWHERE .. Value                         | —        | —       | —       | —       | —       | 68,623    | 53,236    | 34,630    | 37,927    | 32,550    |
| <b>VEHICLES—</b>   |          |         |         |         |         |           |           |           |           |           |
| Carriages and parts for railways ..                              | —        | —       | —       | —       | —       | 12,162    | 36,214    | 53,781    | 39,000    | 1,12,330  |
| Other sorts .. .. . "  | —        | —       | —       | —       | —       | 11,839    | 3,954     | 2,501     | 33,612    | 19,444    |
| TOTAL VEHICLES .. .. . "   | —        | —       | —       | —       | —       | 24,001    | 40,168    | 56,282    | 72,612    | 1,31,834  |
| WOOD AND TIMBER .. .. . "  | —        | —       | —       | —       | —       | 20,281    | 25,663    | 52,305    | 28,368    | 31,339    |
| POSTAL ARTICLES NOT SPECIFIED .. .. . "                          | —        | —       | —       | —       | —       | ..        | 213       | 973       | 31        | 3,406     |
| ALL OTHER ARTICLES OF MERCHANDISE .. .. . "                      | —        | —       | —       | —       | —       | 91,680    | 79,308    | 65,475    | 74,238    | 89,832    |
| GRAND TOTAL .. .. . "  | —        | —       | —       | —       | —       | 72,33,339 | 77,72,321 | 80,34,423 | 83,05,199 | 67,97,144 |

## EXPORTS THERETO

## INDIAN MERCHANDISE

| ARTICLES                                   | QUANTITY |         |         |         |           | VALUE   |          |          |          |           |
|--|----------|---------|---------|---------|-----------|---------|----------|----------|----------|-----------|
|  | 1931-32  | 1932-33 | 1933-34 | 1934-35 | 1935-36   | 1931-32 | 1932-33  | 1933-34  | 1934-35  | 1935-36   |
| <b>GRAIN, PULSE AND FLOUR—</b>             |          |         |         |         |           |         |          |          |          |           |
| Rice not in the husk—                      |          |         |         |         |           |         |          |          |          |           |
| Cleaned rice .. Tons                       | ..       | ..      | ..      | ..      | 2,200     | ..      | ..       | ..       | ..       | 1,57,154  |
| <b>HIDES AND SKINS, RAW—</b>               |          |         |         |         |           |         |          |          |          |           |
| Hides, raw—                                |          |         |         |         |           |         |          |          |          |           |
| Cow hides .. { Tons .. .. .                | 99       | 189     | 153     | 232     | 229       | 56,237  | 82,711   | 81,760   | 1,20,375 | 1,61,868  |
| { .. .. .                                  | —        | —       | —       | —       | —         |         |          |          |          |           |
| Skins, raw—                                |          |         |         |         |           |         |          |          |          |           |
| Goat skins .. { Tons .. .. .               | ..       | 45      | 133     | 133     | 83        | ..      | 1,73,324 | 3,31,765 | 4,13,763 | 1,45,632  |
| { .. .. .                                  | ..       | —       | —       | —       | —         |         |          |          |          |           |
| Other skins .. { Tons .. .. .              | ..       | —       | —       | —       | —         | ..      | 5,000    | 19,970   | 6,150    | 11,897    |
| { .. .. .                                  | ..       | —       | —       | —       | —         |         |          |          |          |           |
| Total Skins raw .. { Tons .. .. .          | ..       | 45      | 140     | 191     | 101       | ..      | 1,73,324 | 4,01,735 | 4,19,913 | 1,57,529  |
| { .. .. .                                  | ..       | —       | —       | —       | —         |         |          |          |          |           |
| Rubber, raw .. Lbs.                        | ..       | ..      | ..      | ..      | 1,424,512 | ..      | ..       | ..       | ..       | 4,71,100  |
| <b>TEXTILES—</b>                           |          |         |         |         |           |         |          |          |          |           |
| Cotton—                                    |          |         |         |         |           |         |          |          |          |           |
| Raw .. .. . Tons                           | ..       | ..      | ..      | ..      | 252       | ..      | ..       | ..       | ..       | 1,27,404  |
| Jute—                                      |          |         |         |         |           |         |          |          |          |           |
| Raw .. .. . "                              | ..       | ..      | 89      | 353     | 223       | ..      | ..       | 13,000   | 56,000   | 35,280    |
| ALL OTHER ARTICLES OF MERCHANDISE .. Value | —        | —       | —       | —       | —         | 6,325   | 140      | 115      | 12,397   | 40,729    |
| GRAND TOTAL .. .. . "                      | —        | —       | —       | —       | —         | 63,032  | 2,61,675 | 4,06,610 | 6,09,085 | 11,51,064 |

## FOREIGN MERCHANDISE

| ARTICLES   | QUANTITY |         |         |         |         | VALUE   |          |          |          |           |
|--|----------|---------|---------|---------|---------|---------|----------|----------|----------|-----------|
|  | 1931-32  | 1932-33 | 1933-34 | 1934-35 | 1935-36 | 1931-32 | 1932-33  | 1933-34  | 1934-35  | 1935-36   |
| TOTAL VALUE ..   | —        | —       | —       | —       | —       | R 2,041 | R 3,009  | R 1,500  | R 2,035  | R 150     |
| GRAND TOTAL OF INDIAN AND FOREIGN MERCHANDISE .. Value | —        | —       | —       | —       | —       | 65,103  | 2,64,684 | 4,08,110 | 6,11,120 | 11,51,214 |

(a) Separately recorded from 1934-35.

(b) Discontinued from 1934-35.

## YUGOSLAVIA (KINGDOM OF THE SERBS, CROATS AND SLOVENES)

## IMPORTS THEREFROM

| ARTICLES   | QUANTITY |         |         |         |         | VALUE       |             |             |               |             |
|--|----------|---------|---------|---------|---------|-------------|-------------|-------------|---------------|-------------|
|  | 1931-32  | 1932-33 | 1933-34 | 1934-35 | 1935-36 | 1931-32     | 1932-33     | 1933-34     | 1934-35       | 1935-36     |
| ASBESTOS MANUFACTURES . Value  | —        | —       | —       | —       | —       | R<br>53,548 | R<br>80,604 | R<br>47,205 | R<br>1,03,672 | R<br>40,002 |
| BUILDING AND ENGINEERING MATERIALS, other than OF IRON, STEEL, OR WOOD—Cement— |          |         |         |         |         |             |             |             |               |             |
| Portland . . . . Tons  | 6,527    | 4,703   | 3,946   | 2,364   | 558     | 2,18,047    | 1,44,938    | 1,02,265    | 60,178        | 13,042      |
| GLUE . . . . . Cwts.   | 130      | ..      | ..      | 120     | 1,169   | 4,000       | ..          | ..          | 1,949         | 18,012      |
| HARDWARE, excluding OUTLERY AND ELECTRO-PLATED WARE . . Value                  | —        | —       | —       | —       | —       | 80,829      | 1,29,763    | 1,34,571    | 62,070        | 4,103       |
| MANURES (excluding oil cake)—  |          |         |         |         |         |             |             |             |               |             |
| Nitrate of Soda . . Tons   | ..       | ..      | 77      | 200     | 200     | ..          | ..          | 6,600       | 17,340        | 18,413      |
| Other sorts . . . . "  | 300      | 350     | 320     | ..      | 357     | 26,954      | 29,930      | 27,346      | ..            | 31,571      |
| Total Manures . . Tons   | 300      | 350     | 397     | 200     | 557     | 26,954      | 29,930      | 33,946      | 17,340        | 49,984      |
| METALS AND ORES—   |          |         |         |         |         |             |             |             |               |             |
| Iron or Steel . . . Tons   | 9        | 3       | 44      | 209     | 130     | 2,571       | 1,229       | 13,093      | 64,117        | 38,375      |
| PAPER AND PAPERBOARD—  |          |         |         |         |         |             |             |             |               |             |
| Printing paper . . Cwts.   | 1,072    | ..      | ..      | 36      | 150     | 14,820      | ..          | ..          | 553           | 1,455       |
| WOOD AND TIMBER—   |          |         |         |         |         |             |             |             |               |             |
| Deal and Pine wood Cwb.Tons  | 2,027    | 3,004   | 3,302   | 4,950   | 6,855   | 1,50,811    | 2,05,792    | 1,96,907    | 2,70,819      | 3,50,795    |
| Other kinds of wood and timber . . Value                                       | —        | —       | —       | —       | —       | 27          | ..          | ..          | ..            | ..          |
| Manufactures of wood, other than furniture and cabinet ware . "                | —        | —       | —       | —       | —       | 9,336       | 16,594      | 10,367      | 20,432        | 32,553      |
| Total Wood and Timber "  | —        | —       | —       | —       | —       | 1,60,074    | 2,22,386    | 2,07,274    | 2,97,301      | 3,80,048    |
| POSTAL ARTICLES NOT SPECIFIED . . . . . "                                      | —        | —       | —       | —       | —       | ..          | 96          | ..          | ..            | ..          |
| ALL OTHER ARTICLES OF MERCHANDISE . . . . "                                    | —        | —       | —       | —       | —       | 18,487      | 18,023      | 15,351      | 11,003        | 12,290      |
| GRAND TOTAL . . . . .  | —        | —       | —       | —       | —       | 5,30,599    | 6,33,025    | 5,53,710    | 5,28,849      | 5,77,501    |

## EXPORTS THERETO

## INDIAN MERCHANDISE

| ARTICLES                                    | QUANTITY |                |         |               |             | VALUE   |          |         |         |          |
|---|----------|----------------|---------|---------------|-------------|---------|----------|---------|---------|----------|
|   | 1931-32  | 1932-33        | 1933-34 | 1934-35       | 1935-36     | 1931-32 | 1932-33  | 1933-34 | 1934-35 | 1935-36  |
| HIDES AND SKINS—                            |          |                |         |               |             | R       | R        | R       | R       | R        |
| Cow hides . . . { Tons = No.                | ..       | ..             | ..      | 41<br>=10,747 | 8<br>=2,150 | ..      | ..       | ..      | 32,587  | 3,816    |
| Goat skins . . . . "                        | ..       | 37<br>=108,500 | ..      | ..            | ..          | ..      | 1,37,375 | ..      | ..      | ..       |
| SEEDS—                                      |          |                |         |               |             |         |          |         |         |          |
| Oil seeds, non-essential—                   |          |                |         |               |             |         |          |         |         |          |
| Castor . . . . Tons                         | ..       | ..             | ..      | ..            | 100         | ..      | ..       | ..      | ..      | 15,000   |
| TEXTILES—                                   |          |                |         |               |             |         |          |         |         |          |
| Cotton—Raw . . . Ton                        | ..       | ..             | ..      | 36            | 485         | ..      | ..       | ..      | 14,652  | 2,20,170 |
| " Twist and yarn . Lbs.                     | ..       | ..             | ..      | ..            | 25,800      | ..      | ..       | ..      | ..      | 10,700   |
| Hemp—raw . . . . Cwts.                      | ..       | ..             | ..      | ..            | ..          | ..      | ..       | ..      | ..      | ..       |
| Jute Raw . . . . Tons                       | ..       | ..             | ..      | ..            | 124         | ..      | ..       | ..      | ..      | 24,000   |
| ALL OTHER ARTICLES OF MERCHANDISE . . Value | —        | —              | —       | —             | —           | 1,709   | 5,550    | ..      | 3,145   | 10,803   |
| GRAND TOTAL . . . . .                       | —        | —              | —       | —             | —           | 1,709   | 1,42,025 | ..      | 50,387  | 2,93,579 |

## FOREIGN MERCHANDISE

| ARTICLES  | QUANTITY |         |         |         |         | VALUE   |          |         |         |          |
|---|----------|---------|---------|---------|---------|---------|----------|---------|---------|----------|
|   | 1931-32  | 1932-33 | 1933-34 | 1934-35 | 1935-36 | 1931-32 | 1932-33  | 1933-34 | 1934-35 | 1935-36  |
| IRON OR STEEL—  |          |         |         |         |         |         |          |         |         |          |
| Old for remanufacture . Tons                            | ..       | ..      | ..      | ..      | 383     | ..      | ..       | ..      | ..      | 10,920   |
| GRAND TOTAL . . . . . Value                             | —        | —       | —       | —       | —       | ..      | ..       | ..      | ..      | 10,920   |
| GRAND TOTAL OF INDIAN AND FOREIGN MERCHANDISE . . . . . | —        | —       | —       | —       | —       | 1,709   | 1,42,025 | ..      | 50,387  | 3,04,499 |

No. 13—continued  
ALBANIA  
IMPORTS THEREFROM

|             | QUANTITY |         |         |         |         | VALUE   |         |         |         |         |
|-------------|----------|---------|---------|---------|---------|---------|---------|---------|---------|---------|
|             | 1931-32  | 1932-33 | 1933-34 | 1934-35 | 1935-36 | 1931-32 | 1932-33 | 1933-34 | 1934-35 | 1935-36 |
| TOTAL VALUE | —        | —       | —       | —       | —       | R<br>10 | R<br>.. | R<br>.. | R<br>.. | R<br>.. |

EXPORTS THERETO  
INDIAN MERCHANDISE

|             | QUANTITY |         |         |         |         | VALUE   |         |         |         |            |
|-------------|----------|---------|---------|---------|---------|---------|---------|---------|---------|------------|
|             | 1931-32  | 1932-33 | 1933-34 | 1934-35 | 1935-36 | 1931-32 | 1932-33 | 1933-34 | 1934-35 | 1935-36    |
| TOTAL VALUE | —        | —       | —       | —       | —       | R<br>.. | R<br>.. | R<br>.. | R<br>.. | R<br>5,188 |

## FOREIGN MERCHANDISE

|   | QUANTITY |         |         |         |         | VALUE   |         |         |            |            |
|---|----------|---------|---------|---------|---------|---------|---------|---------|------------|------------|
|   | 1931-32  | 1932-33 | 1933-34 | 1934-35 | 1935-36 | 1931-32 | 1932-33 | 1933-34 | 1934-35    | 1935-36    |
| TOTAL VALUE                                   | —        | —       | —       | —       | —       | R<br>.. | R<br>.. | R<br>.. | R<br>1,768 | R<br>..    |
| GRAND TOTAL OF INDIAN AND FOREIGN MERCHANDISE | —        | —       | —       | —       | —       | R<br>.. | R<br>.. | R<br>.. | R<br>1,768 | R<br>5,188 |

BULGARIA  
IMPORTS THEREFROM

|             | QUANTITY |         |         |         |         | VALUE   |         |          |         |         |
|-------------|----------|---------|---------|---------|---------|---------|---------|----------|---------|---------|
|             | 1931-32  | 1932-33 | 1933-34 | 1934-35 | 1935-36 | 1931-32 | 1932-33 | 1933-34  | 1934-35 | 1935-36 |
| TOTAL VALUE | —        | —       | —       | —       | —       | R<br>.. | R<br>.. | R<br>281 | R<br>.. | R<br>.. |

EXPORTS THERETO  
INDIAN MERCHANDISE

| ARTICLES  | QUANTITY |         |         |         |         | VALUE    |          |          |          |          |
|---|----------|---------|---------|---------|---------|----------|----------|----------|----------|----------|
|   | 1931-32  | 1932-33 | 1933-34 | 1934-35 | 1935-36 | 1931-32  | 1932-33  | 1933-34  | 1934-35  | 1935-36  |
| HIDES AND SKINS, RAW—                             |          |         |         |         |         | R        | R        | R        | R        | R        |
| Hides, raw—                                       |          |         |         |         |         |          |          |          |          |          |
| Buffalo hides . . . . . Tons                      | 543      | 121     | 166     | 218     | 198     | 2,36,441 | 62,522   | 85,462   | 1,16,493 | 1,00,920 |
| =No.  | 42,201   | 14,380  | 19,680  | 24,325  | 30,830  |          |          |          |          |          |
| Cow hides . . . . . Tons                          | 311      | 130     | 62      | 161     | 277     | 1,77,205 | 69,996   | 29,020   | 91,989   | 1,86,050 |
| =No.  | 78,867   | 30,975  | 18,225  | 43,730  | 67,004  |          |          |          |          |          |
| Calf skins . . . . . Tons                         | 5        | ..      | ..      | ..      | ..      | 2,587    | ..       | ..       | ..       | ..       |
| =No.  | 1,600    | ..      | ..      | ..      | ..      |          |          |          |          |          |
| Total Hides, raw                                  | 859      | 260     | 228     | 379     | 470     | 4,16,238 | 1,32,518 | 1,14,482 | 2,07,482 | 2,86,970 |
| =No.  | 122,668  | 51,855  | 32,805  | 68,055  | 97,884  |          |          |          |          |          |
| SPICES—   |          |         |         |         |         |          |          |          |          |          |
| Pepper . . . . . Cwts.                            | 430      | 187     | 45      | ..      | ..      | 19,874   | 7,474    | 1,850    | ..       | ..       |
| TEXTILES—   |          |         |         |         |         |          |          |          |          |          |
| Cotton—   |          |         |         |         |         |          |          |          |          |          |
| Raw . . . . . Tons                                | 20       | ..      | ..      | 445     | 1,381   | 9,850    | ..       | ..       | 2,08,300 | 6,04,164 |
| Twist and yarn . . . . . Lbs.                     | 556,400  | 286,000 | 826,400 | 195,589 | 10,000  | 1,92,942 | 1,99,184 | 1,93,558 | 50,076   | 3,125    |
| Jute—   |          |         |         |         |         |          |          |          |          |          |
| Manufactures—                                     |          |         |         |         |         |          |          |          |          |          |
| Gunny bags—                                       |          |         |         |         |         |          |          |          |          |          |
| Backing . . . . . No.                             | 69,400   | 49,800  | 54,000  | 10,000  | 30,000  | 17,895   | 12,541   | 13,190   | 2,700    | 7,800    |
| Hessian . . . . . "                               | 231,000  | 148,000 | 50,000  | 10,000  | ..      | 41,736   | 27,165   | 9,074    | 1,800    | ..       |
| Total Gunny bags . . . . . S.                     | 290,400  | 197,800 | 104,000 | 20,000  | 30,000  | 59,631   | 39,706   | 22,264   | 4,500    | 7,800    |
| ALL OTHER ARTICLES OF MERCHANDISE . . . . . Value | —        | —       | —       | —       | —       | 865      | 1,002    | 250      | 850      | 1,750    |
| GRAND TOTAL . . . . .                             | —        | —       | —       | —       | —       | 6,93,895 | 2,80,884 | 2,46,904 | 4,77,207 | 9,43,815 |

## FOREIGN MERCHANDISE

|   | QUANTITY |         |         |         |         | VALUE    |          |          |          |          |
|---|----------|---------|---------|---------|---------|----------|----------|----------|----------|----------|
|   | 1931-32  | 1932-33 | 1933-34 | 1934-35 | 1935-36 | 1931-32  | 1932-33  | 1933-34  | 1934-35  | 1935-36  |
| TOTAL VALUE                                   | —        | —       | —       | —       | —       | R<br>600 | R<br>..  | R<br>..  | R<br>..  | R<br>..  |
| GRAND TOTAL OF INDIAN AND FOREIGN MERCHANDISE | —        | —       | —       | —       | —       | 6,99,495 | 2,80,884 | 2,46,904 | 4,77,207 | 9,43,815 |

No. 13—continued

## ROUMANIA

## IMPORTS THEREFROM

| ARTICLES                                     | QUANTITY |           |           |           |           | VALUE    |           |           |          |          |
|--|----------|-----------|-----------|-----------|-----------|----------|-----------|-----------|----------|----------|
|  | 1931-32  | 1932-33   | 1933-34   | 1934-35   | 1935-36   | 1931-32  | 1932-33   | 1933-34   | 1934-35  | 1935-36  |
| <b>OIL—</b>                                  |          |           |           |           |           | R        | R         | R         | R        | R        |
| Mineral oil—<br>Fuel Oils . . . Gals.        | 968,360  | 5,109,764 | 8,542,531 | 1,164,472 | 20        | 1,75,347 | 10,18,160 | 15,47,030 | 2,01,417 | 0        |
| Kerosene in bulk . . . "                     | 882,756  | 0,237,374 | 0,974,399 | 2,737,745 | 1,013,409 | 6,51,722 | 23,12,827 | 28,13,180 | 6,96,936 | 2,91,792 |
| Other kinds . . . "                          | ..       | ..        | 3,275,804 | 91        | 4         | ..       | ..        | 8,38,439  | 33       | 2        |
| POSTAL ARTICLES NOT<br>SPECIFIED . . . value | —        | —         | —         | —         | —         | ..       | 1,028     | ..        | ..       | 890      |
| ALL OTHER ARTICLES<br>OF MERCHANDISE . . . " | —        | —         | —         | —         | —         | 5        | 220       | 1,224     | ..       | 5,040    |
| <b>TOTAL VALUE</b>                           | —        | —         | —         | —         | —         | 7,27,074 | 33,32,841 | 52,00,479 | 8,98,386 | 2,93,336 |

## EXPORTS THERETO

## INDIAN MERCHANDISE

| ARTICLES   | QUANTITY     |              |               |          |         | VALUE    |          |          |          |          |
|--|--------------|--------------|---------------|----------|---------|----------|----------|----------|----------|----------|
|  | 1931-32      | 1932-33      | 1933-34       | 1934-35  | 1935-36 | 1931-32  | 1932-33  | 1933-34  | 1934-35  | 1935-36  |
| <b>COIR MANUFACTURES—</b>                        |              |              |               |          |         | R        | R        | R        | R        | R        |
| Coir Yarn (a) . . . Cwts.                        | —            | —            | 630           | 1,239    | 1,602   | —        | —        | 7,560    | 12,391   | 16,990   |
| <b>GRAIN, PULSE AND FLOUR—</b>                   |              |              |               |          |         |          |          |          |          |          |
| Rice not in the husk—                            |              |              |               |          |         |          |          |          |          |          |
| Cleaned rice . . . Tons                          | 300          | 1,200        | 200           | ..       | ..      | 10,578   | 95,808   | 8,089    | ..       | ..       |
| <b>HIDES AND SKINS, RAW—</b>                     |              |              |               |          |         |          |          |          |          |          |
| Hides, raw—                                      |              |              |               |          |         |          |          |          |          |          |
| Cow hides . . . { Tons<br>—No. }                 | 10<br>=3,700 | 37<br>=9,600 | 45<br>=21,300 | ..       | ..      | 5,670    | 11,800   | 18,910   | ..       | ..       |
| <b>LAC—</b>                                      |              |              |               |          |         |          |          |          |          |          |
| Shell . . . . . Cwts.                            | ..           | 35           | 191           | 295      | 367     | ..       | 1,422    | 6,712    | 19,576   | 14,594   |
| <b>SPICES—</b>                                   |              |              |               |          |         |          |          |          |          |          |
| Pepper . . . . . Cwts.                           | 457          | 37           | ..            | 797      | ..      | 15,724   | 1,875    | ..       | 20,237   | ..       |
| <b>TEA, BLACK . . . . . Lbs.</b>                 | 21,250       | 11,000       | 33,150        | 30,500   | 50,472  | 10,025   | 5,500    | 21,500   | 15,250   | 23,597   |
| <b>TEXTILES—</b>                                 |              |              |               |          |         |          |          |          |          |          |
| Cotton Raw . . . . . Tons                        | ..           | ..           | 26            | 85       | 257     | ..       | ..       | 17,050   | 49,365   | 1,18,935 |
| Twist and Yarn—                                  |              |              |               |          |         |          |          |          |          |          |
| Grey (unbleached)<br>Nos. 11 to 20 . . . Lbs.    | ..           | ..           | ..            | 70,964   | 298,400 | ..       | ..       | ..       | 36,397   | 1,56,984 |
| Jute—  |              |              |               |          |         |          |          |          |          |          |
| Raw . . . . . Tons                               | 10           | 826          | 2,116         | 1,635    | 1,509   | 2,240    | 1,30,771 | 8,05,841 | 2,41,617 | 2,93,633 |
| <b>Manufactures—</b>                             |              |              |               |          |         |          |          |          |          |          |
| Gunny bags—                                      |              |              |               |          |         |          |          |          |          |          |
| Backing . . . . . No.                            | 487,900      | 465,800      | 680,086       | 4,64,300 | 334,500 | 1,33,386 | 1,32,285 | 1,60,469 | 1,16,576 | 84,008   |
| Hessian . . . . . "                              | 140,500      | 63,000       | 79,000        | 50,000   | 67,000  | 16,078   | 8,400    | 11,636   | 6,412    | 14,099   |
| Total Gunny bags . . . "                         | 628,400      | 528,800      | 709,086       | 5,14,300 | 401,500 | 1,49,464 | 1,40,685 | 1,72,105 | 1,22,988 | 98,107   |
| ALL OTHER ARTICLES OF<br>MERCHANDISE . . . Value | —            | —            | —             | —        | —       | 2,710    | 25,530   | 7,615    | 8,955    | 7,271    |
| <b>TOTAL VALUE</b>                               | —            | —            | —             | —        | —       | 2,00,511 | 4,19,869 | 5,65,382 | 5,20,776 | 7,34,111 |

## FOREIGN MERCHANDISE

| ARTICLES   | QUANTITY |         |         |         |         | VALUE    |          |          |          |          |
|--|----------|---------|---------|---------|---------|----------|----------|----------|----------|----------|
|  | 1931-32  | 1932-33 | 1933-34 | 1934-35 | 1935-36 | 1931-32  | 1932-33  | 1933-34  | 1934-35  | 1935-36  |
| <b>GUMS AND RESINS—</b>  |          |         |         |         |         | R        | R        | R        | R        | R        |
| Olibanum and Frankincense . . . Cwts.                                | 180      | ..      | ..      | 1,920   | 1,078   | 8,600    | ..       | ..       | 21,205   | 15,115   |
| All other articles of merchandise . . . Value                        | —        | —       | —       | —       | —       | 3,500    | 175      | 3        | 500      | 3,300    |
| <b>GRAND TOTAL</b>   | —        | —       | —       | —       | —       | 7,100    | 175      | 3        | 21,705   | 18,415   |
| <b>GRAND TOTAL OF INDIAN<br/>AND FOREIGN MERCHANDISE . . . Value</b> | —        | —       | —       | —       | —       | 2,07,611 | 4,20,044 | 5,65,385 | 5,48,481 | 7,52,526 |

(a) Separately recorded from 1933-34.

No. 13—continued  
GREECE (including CRETE)

## IMPORTS THEREFROM

| ARTICLES  | QUANTITY |         |         |         |         | VALUE    |          |          |          |          |
|---|----------|---------|---------|---------|---------|----------|----------|----------|----------|----------|
|   | 1931-32  | 1932-33 | 1933-34 | 1934-35 | 1935-36 | 1931-32  | 1932-33  | 1933-34  | 1934-35  | 1935-36  |
| DRUGS AND MEDICINES . Value   | —        | —       | —       | —       | —       | ..       | ..       | 10,705   | ..       | ..       |
| FRUITS AND VEGETABLES,<br>DRIED, SALTED OR PRESERVED, not being<br>CANNED OR BOTTLED— |          |         |         |         |         |          |          |          |          |          |
| Almonds . . . Tons  | 37       | 339     | 240     | 37      | 72      | 15,410   | 1,96,130 | 1,36,679 | 53,531   | 43,040   |
| Currants and raisins . . "  | 36       | 32      | 25      | 11      | 41      | 20,618   | 15,732   | 12,606   | 5,404    | 16,653   |
| Other sorts . . . "   | 231      | 673     | 305     | 442     | 331     | 93,937   | 2,09,454 | 1,09,365 | 1,31,054 | 1,34,336 |
| Total Fruits and Vegetables dried, salted or preserved . . . "                        | 324      | 1,044   | 570     | 540     | 404     | 1,35,015 | 4,21,396 | 2,58,650 | 1,90,989 | 1,99,484 |
| GUMS AND RESINS . Cwts.   | 140      | 240     | 130     | 109     | 132     | 17,202   | 23,014   | 9,200    | 13,331   | 24,320   |
| METALS—   |          |         |         |         |         |          |          |          |          |          |
| Ferro Alloys . . . Tons   | 656      | ..      | ..      | ..      | ..      | 1,63,372 | ..       | ..       | ..       | ..       |
| POSTAL ARTICLES NOT<br>SPECIFIED . . . Value  | —        | —       | —       | —       | —       | 96       | 94       | 31       | 263      | 3        |
| ALL OTHER ARTICLES OF<br>MERCHANDISE . . . "  | —        | —       | —       | —       | —       | 12,372   | 5,992    | 13,377   | 3,242    | 17,793   |
| GRAND TOTAL . . . "   | —        | —       | —       | —       | —       | 3,23,557 | 4,50,496 | 2,96,963 | 2,12,325 | 2,42,110 |

## EXPORTS THERETO

## INDIAN MERCHANDISE

| ARTICLES   | QUANTITY |         |         |         |         | VALUE    |          |          |          |          |
|--|----------|---------|---------|---------|---------|----------|----------|----------|----------|----------|
|  | 1931-32  | 1932-33 | 1933-34 | 1934-35 | 1935-36 | 1931-32  | 1932-33  | 1933-34  | 1934-35  | 1935-36  |
| COIL MANUFACTURES—   |          |         |         |         |         |          |          |          |          |          |
| Cool yarn (a) . . . Cwts.  | —        | —       | 651     | 2,234   | 1,993   | —        | —        | 7,347    | 22,339   | 30,394   |
| DRUGS AND MEDICINES . Value  | —        | —       | —       | —       | —       | ..       | ..       | 500      | 90       | 17,120   |
| DYING AND TANNING<br>SUBSTANCES—   |          |         |         |         |         |          |          |          |          |          |
| Indigo . . . . . Cwts.   | 452      | 133     | 327     | 321     | 153     | 1,19,153 | 44,023   | 65,447   | 64,765   | 23,014   |
| Other sorts . . . . . "  | 60       | 140     | 362     | 935     | 1,569   | 1,110    | 3,523    | 3,110    | 21,144   | 13,957   |
| Total Dyeing and Tanning substances . . . "  | 512      | 273     | 689     | 1,256   | 1,722   | 1,20,263 | 47,546   | 68,557   | 85,909   | 36,971   |
| GRAIN, PULSES AND FLOUR—   |          |         |         |         |         |          |          |          |          |          |
| Rice not in the husk—  |          |         |         |         |         |          |          |          |          |          |
| (i) Billed rice . . . Tons   | 135      | 305     | 215     | 235     | 255     | 16,463   | 35,939   | 22,351   | 26,055   | 29,463   |
| (ii) Cleaned rice . . . "  | 20       | 10      | ..      | ..      | 255     | 3,009    | 1,370    | ..       | ..       | 24,923   |
| Total Rice not in the husk . . . "   | 155      | 315     | 215     | 235     | 510     | 19,472   | 37,309   | 22,351   | 26,055   | 54,386   |
| HIDES AND SKINS, RAW—  |          |         |         |         |         |          |          |          |          |          |
| Hides, raw—  |          |         |         |         |         |          |          |          |          |          |
| Buffalo hides . . . { Tons 137 392 312 603 220 }<br>=No. =16,778 =46,551 =30,311 =37,317 =26,525                 |          |         |         |         |         | 37,531   | 1,09,573 | 3,92,969 | 3,12,673 | 1,27,342 |
| Cow hides . . . { Tons 605 773 323 797 737 }<br>=No. =120,392 =130,945 =131,617 =155,140 =167,329                |          |         |         |         |         | 3,11,361 | 3,14,665 | 4,11,771 | 3,59,133 | 3,63,953 |
| Call skins . . . { Tons .. .. 4 13 19 }<br>=No. .. .. =1,250 =4,325 =10,450                                      |          |         |         |         |         | ..       | ..       | 1,621    | 5,033    | 10,935   |
| Other hides . . . { Tons .. 3 .. .. }<br>=No. .. =250 .. ..  |          |         |         |         |         | ..       | 469      | ..       | ..       | ..       |
| Total Hides, raw . . . { Tons 742 1,198 1,644 1,419 1,026 }<br>=No. =136,930 =177,506 =163,173 =197,732 =195,304 |          |         |         |         |         | 3,99,392 | 5,14,707 | 8,06,352 | 6,77,539 | 5,02,332 |
| LAC, SHELL . . . Cwts.   | 632      | 617     | 335     | 593     | 336     | 32,365   | 22,356   | 11,954   | 35,510   | 34,300   |

(a) Separately recorded from 1933-34.



No. 13—continued  
 GREECE (including CRETE)—continued  
 EXPORTS THERETO—continued

INDIAN MERCHANDISE—continued

| ARTICLES   | QUANTITY         |                  |                  |                  |                  | VALUE            |                  |                  |                  |                  |
|--|------------------|------------------|------------------|------------------|------------------|------------------|------------------|------------------|------------------|------------------|
|  | 1931-32          | 1932-33          | 1933-34          | 1934-35          | 1935-36          | 1931-32          | 1932-33          | 1933-34          | 1934-35          | 1935-36          |
| <b>SEEDS—</b>  |                  |                  |                  |                  |                  |                  |                  |                  |                  |                  |
| Non-essential—   |                  |                  |                  |                  |                  |                  |                  |                  |                  |                  |
| Castor . . . . . Tons                                    | 300              | 309              | 135              | 190              | 341              | 37,726           | 49,638           | 17,755           | 22,408           | 40,516           |
| Groundnuts . . . . . "                                   | 35               | 10               | 268              | 325              | 537              | 9,920            | 2,050            | 49,145           | 50,715           | 1,111,114        |
| Linseed . . . . . "                                      | 3,100            | 2,980            | 6,204            | 4,024            | 2,479            | 3,42,981         | 3,17,001         | 6,95,207         | 5,03,910         | 4,60,337         |
| Esamum (oil or linseed) . . . . . "                      | ..               | 20               | ..               | 108              | 0                | ..               | 3,044            | ..               | 22,300           | 1,230            |
| Other sorts . . . . . "                                  | ..               | ..               | 50               | ..               | ..               | ..               | ..               | 4,076            | ..               | ..               |
| <b>Total Seeds, non-essential . . . . . "</b>            | <b>3,435</b>     | <b>3,379</b>     | <b>6,657</b>     | <b>5,307</b>     | <b>4,365</b>     | <b>3,90,627</b>  | <b>3,72,388</b>  | <b>7,67,098</b>  | <b>6,65,338</b>  | <b>6,10,067</b>  |
| <b>SPICES—</b>   |                  |                  |                  |                  |                  |                  |                  |                  |                  |                  |
| Pepper . . . . . Cwts.                                   | 1,255            | 157              | ..               | 173              | ..               | 57,783           | 7,374            | ..               | 9,530            | ..               |
| TEA, BLACK . . . . . Lbs.                                | 59,625           | 30               | 11,600           | 1,500            | ..               | 21,004           | 30               | 3,437            | 937              | ..               |
| <b>TEXTILES—</b>   |                  |                  |                  |                  |                  |                  |                  |                  |                  |                  |
| Cotton, raw . . . . . Tons                               | 355              | 775              | 2,342            | 3,549            | 2,441            | 1,89,305         | 4,17,435         | 18,41,920        | 21,23,707        | 14,99,857        |
| <b>Cotton Twist and yarn—</b>                            |                  |                  |                  |                  |                  |                  |                  |                  |                  |                  |
| Grey (unbleached)—                                       |                  |                  |                  |                  |                  |                  |                  |                  |                  |                  |
| Nos. 1 to 10 . . . . . Lbs.                              | 20,009           | 67,000           | 50,400           | 26,800           | 94,800           | 6,886            | 21,383           | 15,408           | 8,519            | 36,005           |
| „ 11 to 20 . . . . . "                                   | ..               | 10,000           | 400              | ..               | 60,420           | ..               | 3,375            | 156              | ..               | 80,206           |
| Other sorts . . . . . "                                  | 7,800            | ..               | ..               | 44,400           | ..               | 2,256            | ..               | ..               | 14,981           | ..               |
| <b>Total Twist and yarn . . . . . "</b>                  | <b>27,809</b>    | <b>77,000</b>    | <b>50,800</b>    | <b>71,200</b>    | <b>155,220</b>   | <b>9,142</b>     | <b>24,758</b>    | <b>15,624</b>    | <b>23,500</b>    | <b>66,212</b>    |
| <b>Hemp (chiefly spun)—</b>                              |                  |                  |                  |                  |                  |                  |                  |                  |                  |                  |
| Raw . . . . . Cwts.                                      | 13,032           | 31,424           | 35,315           | 35,070           | 44,384           | 1,51,008         | 3,37,109         | 2,63,620         | 2,63,159         | 3,47,169         |
| <b>Jute—</b>   |                  |                  |                  |                  |                  |                  |                  |                  |                  |                  |
| Raw . . . . . Tons                                       | 1,402            | 1,595            | 1,705            | 1,398            | 2,691            | 2,33,901         | 2,67,890         | 2,76,099         | 3,04,562         | 4,91,039         |
| <b>Manufactures—</b>                                     |                  |                  |                  |                  |                  |                  |                  |                  |                  |                  |
| <b>Gunny bags—</b>                                       |                  |                  |                  |                  |                  |                  |                  |                  |                  |                  |
| Sacking . . . . . No.                                    | 3,424,900        | 1,141,200        | 1,670,050        | 2,655,015        | 2,349,675        | 11,11,918        | 2,93,043         | 3,57,330         | 5,85,105         | 6,10,315         |
| Hessian . . . . . "                                      | 522,500          | 389,500          | 150,000          | 245,000          | 341,000          | 1,19,612         | 47,455           | 15,643           | 49,300           | 1,23,546         |
| <b>Total Gunny bags . . . . . "</b>                      | <b>3,947,400</b> | <b>1,530,700</b> | <b>1,820,050</b> | <b>2,900,015</b> | <b>2,690,675</b> | <b>12,31,525</b> | <b>3,41,098</b>  | <b>3,72,984</b>  | <b>6,34,405</b>  | <b>7,33,861</b>  |
| <b>Gunny cloth—</b>                                      |                  |                  |                  |                  |                  |                  |                  |                  |                  |                  |
| Sacking . . . . . Yard                                   | 150,000          | ..               | ..               | ..               | ..               | 18,562           | ..               | ..               | ..               | ..               |
| Hessian . . . . . "                                      | 3,190,500        | 1,630,000        | 1,244,200        | 1,599,630        | 2,144,500        | 3,30,131         | 1,74,935         | 1,33,362         | 1,79,732         | 2,32,757         |
| <b>Total Gunny cloth . . . . . "</b>                     | <b>3,340,500</b> | <b>1,630,000</b> | <b>1,244,200</b> | <b>1,599,630</b> | <b>2,144,500</b> | <b>3,48,693</b>  | <b>1,74,935</b>  | <b>1,33,362</b>  | <b>1,79,732</b>  | <b>2,32,757</b>  |
| Wool, raw . . . . . Lbs.                                 | ..               | ..               | 4,308            | 62,976           | 304,092          | ..               | ..               | 1,300            | 16,960           | 62,040           |
| <b>ALL OTHER ARTICLES OF MERCHANDISE . . . . . Value</b> | <b>—</b>         | <b>—</b>         | <b>—</b>         | <b>—</b>         | <b>—</b>         | <b>15,978</b>    | <b>47,406</b>    | <b>10,207</b>    | <b>19,309</b>    | <b>31,512</b>    |
| <b>GRAND TOTAL . . . . . "</b>                           | <b>—</b>         | <b>—</b>         | <b>—</b>         | <b>—</b>         | <b>—</b>         | <b>32,79,323</b> | <b>25,99,109</b> | <b>46,24,200</b> | <b>50,92,335</b> | <b>47,58,056</b> |

FOREIGN MERCHANDISE

| ARTICLES   | QUANTITY |          |          |          |          | VALUE            |                  |                  |                  |                  |
|--|----------|----------|----------|----------|----------|------------------|------------------|------------------|------------------|------------------|
|  | 1931-32  | 1932-33  | 1933-34  | 1934-35  | 1935-36  | 1931-32          | 1932-33          | 1933-34          | 1934-35          | 1935-36          |
| <b>DRUGS AND MEDICINES . Value</b>                               | <b>—</b> | <b>—</b> | <b>—</b> | <b>—</b> | <b>—</b> | <b>..</b>        | <b>..</b>        | <b>10,611</b>    | <b>..</b>        | <b>60</b>        |
| <b>GUMS AND RESINS—</b>  |          |          |          |          |          |                  |                  |                  |                  |                  |
| Olibanum and Frankincense Cwts.                                  | 1,278    | 2,037    | 2,989    | 2,192    | 1,598    | 86,732           | 32,658           | 34,340           | 23,143           | 15,530           |
| <b>TEXTILES—</b>   |          |          |          |          |          |                  |                  |                  |                  |                  |
| Wool, raw . . . . . Lbs.   | ..       | ..       | ..       | 54,250   | 65,992   | ..               | ..               | ..               | 13,025           | 14,331           |
| <b>ALL OTHER ARTICLES OF MERCHANDISE . Value</b>                 | <b>—</b> | <b>—</b> | <b>—</b> | <b>—</b> | <b>—</b> | <b>7,300</b>     | <b>245</b>       | <b>8,280</b>     | <b>1,475</b>     | <b>5,720</b>     |
| <b>GRAND TOTAL . . . . . "</b>                                   | <b>—</b> | <b>—</b> | <b>—</b> | <b>—</b> | <b>—</b> | <b>44,032</b>    | <b>32,798</b>    | <b>48,231</b>    | <b>37,648</b>    | <b>36,231</b>    |
| <b>GRAND TOTAL OF INDIAN AND FOREIGN MERCHANDISE . . . . . "</b> | <b>—</b> | <b>—</b> | <b>—</b> | <b>—</b> | <b>—</b> | <b>33,23,355</b> | <b>26,31,907</b> | <b>46,72,431</b> | <b>51,30,484</b> | <b>47,94,287</b> |

No. 13—continued

**TURKEY, EUROPEAN**  
**IMPORTS THEREFROM**

| ARTICLES   | QUANTITY |         |         |         |         | VALUE   |         |         |         |         |
|--|----------|---------|---------|---------|---------|---------|---------|---------|---------|---------|
|  | 1931-32  | 1932-33 | 1933-34 | 1934-35 | 1935-36 | 1931-32 | 1932-33 | 1933-34 | 1934-35 | 1935-36 |
| <b>FRUITS AND VEGETABLES—</b>  |          |         |         |         |         | B       | B       | B       | B       | B       |
| <b>FRUITS AND VEGETABLES: DRIED, SALTED, PRESERVED, not being CANNED OR BOTTLED—</b> |          |         |         |         |         |         |         |         |         |         |
| Almonds . . . Tons   | ..       | ..      | 10      | 96      | 78      | ..      | ..      | 3,308   | 25,350  | 24,169  |
| PRINTS, ENGRAVINGS AND PICTURES . . . Value  | —        | —       | —       | —       | —       | ..      | ..      | ..      | ..      | 18,400  |
| <b>TEXTILES—</b>   |          |         |         |         |         |         |         |         |         |         |
| Wool manufactures—   |          |         |         |         |         |         |         |         |         |         |
| Carpets and rugs . . . Lbs.  | ..       | ..      | ..      | ..      | 360     | ..      | ..      | ..      | ..      | 12,400  |
| POSTAL ARTICLES . . . Value  | —        | —       | —       | —       | —       | ..      | ..      | ..      | 40      | ..      |
| <b>ALL OTHER ARTICLES OF MERCHANDISE . . . "</b>                                     | —        | —       | —       | —       | —       | 8,580   | 21,414  | 1,678   | 17,813  | 21,227  |
| <b>GRAND TOTAL . . . "</b>   | —        | —       | —       | —       | —       | 8,580   | 21,414  | 4,986   | 52,713  | 72,216  |

**EXPORTS THERETO**

**INDIAN MERCHANDISE**

| ARTICLES                                    | QUANTITY   |            |            |            |          | VALUE           |                 |                 |               |            |
|---|------------|------------|------------|------------|----------|-----------------|-----------------|-----------------|---------------|------------|
|   | 1931-32    | 1932-33    | 1933-34    | 1934-35    | 1935-36  | 1931-32         | 1932-33         | 1933-34         | 1934-35       | 1935-36    |
| <b>COKE MANUFACTURES . Cwts.</b>            | 520        | 360        | 1,160      | 2,253      | ..       | 9,870           | 5,175           | 17,160          | 22,188        | ..         |
| <b>DYING AND TANNING SUBSTANCES . . . "</b> | 2,202      | 2,465      | 1,312      | 1,287      | ..       | 54,967          | 58,088          | 27,406          | 27,960        | ..         |
| <b>GRAIN, PULSE AND FLOUR—</b>              |            |            |            |            |          |                 |                 |                 |               |            |
| <b>Rice, not in the husk—</b>               |            |            |            |            |          |                 |                 |                 |               |            |
| Buffed rice . . . Tons                      | 1,152      | 1,562      | 185        | 300        | 80       | 1,44,571        | 1,78,421        | 18,451          | 38,008        | 3,270      |
| Cleaned rice . . . "                        | 280        | 280        | ..         | ..         | ..       | 32,058          | 22,690          | ..              | ..            | ..         |
| <b>HIDES AND SKINS, RAW—</b>                |            |            |            |            |          |                 |                 |                 |               |            |
| <b>Hides, raw—</b>                          |            |            |            |            |          |                 |                 |                 |               |            |
| Buffalo hides { Tons                        | 382        | 204        | 312        | 214        | ..       | 1,25,206        | 50,964          | 1,28,060        | 62,795        | ..         |
| —No.  | =24,615    | =11,531    | =21,079    | =12,320    | ..       |                 |                 |                 |               |            |
| Cow hides { Tons                            | 495        | 288        | 241        | 45         | 1        | 2,44,479        | 1,32,685        | 1,20,077        | 15,041        | 375        |
| —No.  | =86,877    | =44,400    | =37,000    | =6,395     | =250     |                 |                 |                 |               |            |
| <b>Total Hides, raw . . .</b>               | <b>877</b> | <b>487</b> | <b>553</b> | <b>259</b> | <b>1</b> | <b>2,69,785</b> | <b>1,78,549</b> | <b>2,48,137</b> | <b>77,836</b> | <b>375</b> |
|   | =111,492   | =55,931    | =52,679    | =18,715    | =250     |                 |                 |                 |               |            |

No. 13—continued  
 TURKEY, EUROPEAN—continued  
 EXPORTS THERE TO—continued

INDIAN MERCHANDISE—continued

| ARTICLES   | QUANTITY  |           |           |           |           | VALUE     |           |           |           |          |
|--|-----------|-----------|-----------|-----------|-----------|-----------|-----------|-----------|-----------|----------|
|  | 1931-32   | 1932-33   | 1933-34   | 1934-35   | 1935-36   | 1931-32   | 1932-33   | 1933-34   | 1934-35   | 1935-36  |
|  |           |           |           |           |           | R         | R         | R         | R         | R        |
| <b>SPICES—</b>                                   |           |           |           |           |           |           |           |           |           |          |
| Pepper . . . Cwts.                               | 1,130     | 248       | 420       | 25        | —         | 49,630    | 16,300    | 15,350    | 1,000     | —        |
| Other sorts . . . "                              | 6         | 23        | 31        | 58        | 22        | 1,600     | 600       | 510       | 525       | 600      |
| Total Spices . . . "                             | 1,136     | 271       | 451       | 83        | 22        | 51,430    | 10,900    | 15,860    | 1,525     | 600      |
| TRA, BLACK . . . Lbs.                            | 179,700   | 97,750    | 420,750   | 201,177   | 90,560    | 1,09,232  | 62,761    | 2,74,921  | 1,51,509  | 57,850   |
| <b>TEXTILES—</b>                                 |           |           |           |           |           |           |           |           |           |          |
| <b>Cotton—</b>                                   |           |           |           |           |           |           |           |           |           |          |
| Twist and yarn . . . "                           | 68,400    | 64,800    | 56,704    | 125,211   | —         | 32,320    | 32,761    | 30,185    | 62,131    | —        |
| <b>Jute—</b>                                     |           |           |           |           |           |           |           |           |           |          |
| <b>Manufactures—</b>                             |           |           |           |           |           |           |           |           |           |          |
| Gunny bags—                                      |           |           |           |           |           |           |           |           |           |          |
| Sacking . . . No.                                | 956,307   | 2,126,693 | 2,617,770 | 1,040,750 | 2,057,000 | 2,93,525  | 7,53,909  | 7,94,581  | 3,30,941  | 5,56,395 |
| Hessian . . . "                                  | 490,000   | 360,000   | 1,132,600 | 255,000   | 332,500   | 60,322    | 44,290    | 1,49,339  | 35,007    | 1,10,540 |
| Total Gunny bags . . . "                         | 1,446,307 | 2,506,693 | 3,800,370 | 1,295,750 | 2,389,500 | 3,53,747  | 7,99,199  | 9,44,420  | 3,65,948  | 6,67,444 |
| Gunny cloth—                                     |           |           |           |           |           |           |           |           |           |          |
| Sacking . . . Yards                              | 10,000    | 23,000    | 132,005   | 2,124,203 | 1,050,000 | 1,200     | 2,990     | 23,591    | 2,45,463  | 1,15,437 |
| Hessian . . . "                                  | 2,700,000 | 2,862,000 | 1,834,000 | 4,654,000 | 1,112,000 | 2,71,111  | 2,76,507  | 1,33,731  | 4,55,050  | 1,03,200 |
| Total Gunny cloth . . . "                        | 2,710,000 | 2,885,000 | 2,016,005 | 6,838,200 | 2,162,000 | 2,72,311  | 2,79,497  | 1,57,322  | 7,00,513  | 2,18,637 |
| <b>Wool—</b>                                     |           |           |           |           |           |           |           |           |           |          |
| <b>Manufactures—</b>                             |           |           |           |           |           |           |           |           |           |          |
| Carpets and rugs . . . Lbs.                      | 2,994     | 2,546     | 3,040     | —         | 821       | 19,315    | 7,600     | 5,600     | —         | 1,500    |
| ALL OTHER ARTICLES OF<br>MERCHANDISE . . . Value | —         | —         | —         | —         | —         | 10,223    | 17,741    | 9,904     | 9,485     | 610      |
| <b>GRAND TOTAL . . . "</b>                       | —         | —         | —         | —         | —         | 14,60,824 | 16,47,402 | 17,09,337 | 14,52,094 | 9,49,855 |

FOREIGN MERCHANDISE

| ARTICLES   | QUANTITY |         |         |         |         | VALUE     |           |           |           |           |
|--|----------|---------|---------|---------|---------|-----------|-----------|-----------|-----------|-----------|
|  | 1931-32  | 1932-33 | 1933-34 | 1934-35 | 1935-36 | 1931-32   | 1932-33   | 1933-34   | 1934-35   | 1935-36   |
|  |          |         |         |         |         | R         | R         | R         | R         | R         |
| <b>TEXTILES—</b>   |          |         |         |         |         |           |           |           |           |           |
| Wool Manufactures . . . Value  | —        | —       | —       | —       | —       | 1,85,775  | 1,12,903  | 2,23,350  | 1,09,000  | 66,209    |
| ALL OTHER ARTICLES OF<br>MERCHANDISE . . . "                         | —        | —       | —       | —       | —       | 24,423    | 39,323    | 5,600     | 4,850     | 4,350     |
| <b>GRAND TOTAL . . . "</b>   | —        | —       | —       | —       | —       | 2,10,203  | 1,52,226  | 2,28,950  | 1,13,850  | 70,559    |
| <b>GRAND TOTAL OF<br/>INDIAN AND FOREIGN<br/>MERCHANDISE . . . "</b> | —        | —       | —       | —       | —       | 16,71,027 | 18,00,128 | 20,28,287 | 15,65,944 | 10,20,405 |

No. 13—continued

## TURKEY, ASIATIC

## IMPORTS THEREFROM

| ARTICLES  | QUANTITY |         |         |         |         | VALUE   |         |         |          |          |
|---|----------|---------|---------|---------|---------|---------|---------|---------|----------|----------|
|   | 1931-32  | 1932-33 | 1933-34 | 1934-35 | 1935-36 | 1931-32 | 1932-33 | 1933-34 | 1934-35  | 1935-36  |
| FRUITS AND VEGETABLES: DRIED<br>SALTED OR PRESERVED <i>not</i><br><i>being CANNED OR BOTTLED—</i> |          |         |         |         |         | R       | R       | R       | R        | R        |
| Almonds . . . . . Tons  | ..       | ..      | ..      | 274     | 141     | ..      | ..      | ..      | 96,398   | 45,681   |
| Currants and Raisins . . . . . "  | ..       | ..      | ..      | ..      | 88      | ..      | ..      | ..      | ..       | 12,972   |
| Dates . . . . . "   | 11       | 87      | 1,278   | 857     | 1,019   | 1,758   | 3,841   | 77,692  | 83,073   | 57,703   |
| TEA, BLACK . . . . . Lbs.   | 21,715   | 15,480  | ..      | ..      | ..      | 18,306  | 7,740   | ..      | ..       | ..       |
| POSTAL ARTICLES NOT SPECIFIED<br>Value  | ..       | ..      | ..      | ..      | ..      | 385     | 38      | 243     | 215      | ..       |
| ALL OTHER ARTICLES OF<br>MERCHANDISE . . . . . "  | ..       | ..      | ..      | ..      | ..      | 8,781   | 26,257  | 2,558   | 6,886    | 14,936   |
| GRAND TOTAL . . . . . "   | ..       | ..      | ..      | ..      | ..      | 22,174  | 37,676  | 80,488  | 1,41,422 | 1,31,207 |

## EXPORTS THERETO

## INDIAN MERCHANDISE

| ARTICLES  | QUANTITY  |           |           |           |         | VALUE     |           |           |           |          |
|---|-----------|-----------|-----------|-----------|---------|-----------|-----------|-----------|-----------|----------|
|   | 1931-32   | 1932-33   | 1933-34   | 1934-35   | 1935-36 | 1931-32   | 1932-33   | 1933-34   | 1934-35   | 1935-36  |
| COFFEE . . . . . Cwt.   | ..        | ..        | ..        | 3,563     | 3,297   | ..        | ..        | ..        | 1,61,287  | 1,40,208 |
| CORN—   |           |           |           |           |         |           |           |           |           |          |
| Manufactured . . . . . "  | 20        | 80        | ..        | 2,024     | 2,570   | 176       | 750       | ..        | 16,910    | 24,486   |
| CORDAGE AND ROPE OF VEGETABLE<br>FIBRE ( <i>excluding</i><br><i>JUTE AND COTTON</i> ) . . . . . "               | 40        | 58        | ..        | 3,254     | 721     | 320       | 1,120     | ..        | 23,549    | 5,047    |
| DYING AND TANNING<br>SUBSTANCES . . . . . Lbs.  | 497       | 1,718     | 809       | 687       | 208     | 17,125    | 44,623    | 23,560    | 15,728    | 5,123    |
| FRUITS AND VEGETABLES—<br>Fruits and vegetables<br>dried, salted or pre-<br>served—<br>All sorts . . . . . Tons | ..        | 10        | 3         | 514       | 222     | ..        | 1,750     | 600       | 42,961    | 18,929   |
| GRAIN, PULSE AND FLOUR—<br>Rice, not in the husk—<br>Rolled Rice . . . . . "                                    | 609       | 320       | 123       | 136       | 155     | 59,482    | 32,224    | 3,401     | 12,951    | 16,110   |
| HIDES AND SKINS, RAW—   |           |           |           |           |         |           |           |           |           |          |
| Buffalo hides . . . . . Tons  | 207       | 103       | 123       | 55        | 55      | 66,220    | 23,334    | 23,059    | 10,361    | 11,900   |
| —No.  | ..        | ..        | ..        | ..        | ..      | ..        | ..        | ..        | ..        | ..       |
| Cow hides . . . . . Tons  | 27        | 39        | 1         | 3         | ..      | 6,229     | 12,795    | 400       | 505       | ..       |
| —No.  | ..        | ..        | ..        | ..        | ..      | ..        | ..        | ..        | ..        | ..       |
| Total of Hides, raw {<br>Tons   | 234       | 142       | 124       | 58        | 55      | 72,455    | 41,129    | 24,067    | 10,866    | 11,900   |
| —No.  | 11,759    | 10,118    | 4,893     | 2,369     | 2,170   | ..        | ..        | ..        | ..        | ..       |
| SEEDS—  |           |           |           |           |         |           |           |           |           |          |
| Oilseeds, non-essential—  |           |           |           |           |         |           |           |           |           |          |
| Groundnut . . . . . Tons  | 7         | ..        | 4         | 5         | 650     | 1,905     | ..        | 585       | 610       | 99,060   |
| SPICES . . . . . Cwts.  | 261       | 180       | 64        | 315       | 375     | 16,527    | 6,700     | 3,600     | 12,296    | 15,605   |
| TEA, BLACK . . . . . Lbs.   | 293,392   | 428,013   | 307,212   | 178,108   | 313,277 | 1,39,653  | 2,00,459  | 1,77,249  | 1,11,892  | 1,30,064 |
| TEXTILES—   |           |           |           |           |         |           |           |           |           |          |
| Cotton—   |           |           |           |           |         |           |           |           |           |          |
| Twist and yarn . . . . . "  | 368,400   | 344,000   | 450,400   | 803,830   | ..      | 1,62,129  | 1,62,939  | 2,07,376  | 4,01,153  | ..       |
| Jute—   |           |           |           |           |         |           |           |           |           |          |
| Manufactures—   |           |           |           |           |         |           |           |           |           |          |
| Sacking gunny bags . . . . . No.  | 1,727,437 | 3,511,915 | 3,865,517 | 1,549,134 | 420,900 | 5,63,266  | 11,62,795 | 10,91,638 | 4,24,129  | 1,05,192 |
| Hessian gunny bags . . . . . "  | 246,850   | 607,800   | 337,500   | 358,000   | 50,000  | 53,205    | 79,021    | 67,753    | 41,671    | 7,300    |
| Sacking gunny<br>cloths . . . . . Yards   | ..        | 103,600   | 43,600    | 1,519,200 | 575,000 | ..        | 14,908    | 3,332     | 1,73,703  | 62,503   |
| Hessian gunny<br>cloth . . . . . "  | 424,000   | 313,000   | 1,499,000 | 1,479,780 | 182,000 | 46,844    | 97,601    | 1,57,654  | 1,52,498  | 18,580   |
| TOBACCO UNMANUFACTURED . . . . . Lbs.   | 68,250    | 21,385    | 35,616    | ..        | ..      | 11,550    | 2,345     | 7,420     | ..        | ..       |
| WOOD AND TIMBER . . . . . Value   | ..        | ..        | ..        | ..        | ..      | ..        | 1,135     | ..        | 24,280    | 27,238   |
| ALL OTHER ARTICLES OF<br>MERCHANDISE . . . . . "  | ..        | ..        | ..        | ..        | ..      | 11,685    | 10,680    | 3,374     | 17,391    | 31,806   |
| GRAND TOTAL . . . . . "   | ..        | ..        | ..        | ..        | ..      | 11,56,533 | 18,66,044 | 17,76,633 | 16,44,669 | 7,69,065 |

TURKEY, ASIATIC  
CYPRUS

( 372 )

No. 13—continued

TURKEY, ASIATIC—continued

EXPORTS THERETO—continued

FOREIGN MERCHANDISE

| ARTICLES  | QUANTITY |         |         |         |         | VALUE     |           |           |           |          |
|---|----------|---------|---------|---------|---------|-----------|-----------|-----------|-----------|----------|
|   | 1931-32  | 1932-33 | 1933-34 | 1934-35 | 1935-36 | 1931-32   | 1932-33   | 1933-34   | 1934-35   | 1935-36  |
| TEXTILES—   |          |         |         |         |         | R         | R         | R         | R         | R        |
| Cotton—   |          |         |         |         |         |           |           |           |           |          |
| Twist and yarn . . . Lbs.                           | ..       | 600     | ..      | 53,900  | ..      | ..        | 820       | ..        | 34,405    | ..       |
| ALL OTHER ARTICLES OF MERCHANDISE . . . Value       | —        | —       | —       | —       | —       | 1,000     | 11,039    | 1,307     | 225       | 125      |
| GRAND TOTAL . . .                                   | —        | —       | —       | —       | —       | 1,000     | 11,859    | 1,307     | 34,630    | 125      |
| GRAND TOTAL OF INDIAN AND FOREIGN MERCHANDISE . . . | —        | —       | —       | —       | —       | 11,57,538 | 18,77,903 | 17,77,095 | 10,79,239 | 7,69,193 |

CYPRUS

IMPORTS THEREFROM

| ARTICLES  | QUANTITY |         |         |         |         | VALUE   |         |         |          |         |
|---|----------|---------|---------|---------|---------|---------|---------|---------|----------|---------|
|   | 1931-32  | 1932-33 | 1933-34 | 1934-35 | 1935-36 | 1931-32 | 1932-33 | 1933-34 | 1934-35  | 1935-36 |
| FRUITS AND VEGETABLES—  |          |         |         |         |         | R       | R       | R       | R        | R       |
| FRUITS AND VEGETABLES; DRIED, SALT-D OR PRESERVED, not being canned or bottled— |          |         |         |         |         |         |         |         |          |         |
| Almonds . . . Tons  | ..       | ..      | 48      | 430     | 165     | ..      | ..      | 14,675  | 1,62,340 | 62,470  |
| Onions and Raisins . . .  | ..       | ..      | 78      | 3       | 100     | ..      | ..      | 13,381  | 672      | 18,097  |
| ALL OTHER ARTICLES OF MERCHANDISE . . . Value                                   | —        | —       | —       | —       | —       | 709     | 1,710   | 1,968   | 2,828    | 8,386   |
| TOTAL VALUE . . .   | —        | —       | —       | —       | —       | 709     | 1,710   | 30,024  | 1,65,840 | 89,553  |

EXPORTS THERETO

INDIAN MERCHANDISE

| ARTICLES                                      | QUANTITY |         |         |         |           | VALUE    |          |          |          |          |
|---|----------|---------|---------|---------|-----------|----------|----------|----------|----------|----------|
|   | 1931-32  | 1932-33 | 1933-34 | 1934-35 | 1935-36   | 1931-32  | 1932-33  | 1933-34  | 1934-35  | 1935-36  |
| LEATHER, UNWROUGHT . Cwts.                    | 6        | 9       | 10      | 36      | 439       | 847      | 3,063    | 2,861    | 9,631    | 80,725   |
| PARAFFIN WAX . . . Tons                       | 25       | 32      | 43      | 59      | 87        | 10,920   | 13,650   | 18,435   | 25,014   | 36,906   |
| TEXTILES—                                     |          |         |         |         |           |          |          |          |          |          |
| Cotton—                                       |          |         |         |         |           |          |          |          |          |          |
| Twist and Yarn . . . Lbs.                     | 233,640  | 125,630 | 221,725 | 260,950 | 314,266   | 84,571   | 53,515   | 96,410   | 1,07,865 | 1,40,014 |
| Manufactures—                                 |          |         |         |         |           |          |          |          |          |          |
| Piecegoods . . . Yards                        | 35,200   | ..      | ..      | 351,860 | 1,223,340 | 5,741    | ..       | ..       | 65,107   | 2,72,485 |
| Jute—   |          |         |         |         |           |          |          |          |          |          |
| Sacking gunny bags . No.                      | 233,700  | 192,200 | 199,207 | 366,726 | 391,000   | 53,451   | 35,253   | 39,147   | 70,242   | 81,967   |
| ALL OTHER ARTICLES OF MERCHANDISE . . . Value | —        | —       | —       | —       | —         | 13,027   | 46,807   | 12,557   | 11,119   | 38,264   |
| GRAND TOTAL . . .                             | —        | —       | —       | —       | —         | 1,73,557 | 1,52,288 | 1,69,400 | 2,88,978 | 6,45,361 |

FOREIGN MERCHANDISE

| ARTICLES  | QUANTITY |         |         |         |         | VALUE    |          |          |          |          |
|---|----------|---------|---------|---------|---------|----------|----------|----------|----------|----------|
|   | 1931-32  | 1932-33 | 1933-34 | 1934-35 | 1935-36 | 1931-32  | 1932-33  | 1933-34  | 1934-35  | 1935-36  |
| TEXTILES—   |          |         |         |         |         | R        | R        | R        | R        | R        |
| Cotton, piecegoods—                                       |          |         |         |         |         |          |          |          |          |          |
| Grey (unbleached) . . . Yards                             | ..       | ..      | ..      | ..      | 18,000  | ..       | ..       | ..       | ..       | 11,000   |
| ALL OTHER ARTICLES OF MERCHANDISE . . . Value             | —        | —       | —       | —       | —       | 982      | ..       | ..       | ..       | 3,362    |
| TOTAL VALUE . . .   | —        | —       | —       | —       | —       | 982      | ..       | ..       | ..       | 14,362   |
| GRAND TOTAL OF INDIAN AND FOREIGN MERCHANDISE . . . Value | —        | —       | —       | —       | —       | 1,74,519 | 1,52,288 | 1,69,400 | 2,88,978 | 6,59,723 |

## No. 13—continued

SYRIA  
IMPORTS THEREFROM

| ARTICLES   | QUANTITY |         |         |         |         | VALUE         |               |               |               |               |
|--|----------|---------|---------|---------|---------|---------------|---------------|---------------|---------------|---------------|
|  | 1931-32  | 1932-33 | 1933-34 | 1934-35 | 1935-36 | 1931-32       | 1932-33       | 1933-34       | 1934-35       | 1935-36       |
| FRUITS AND VEGETABLES;<br>DRIED, SALTED, OR PRESERVED,<br>NOT BEING CANNED<br>OR BOTTLED—<br>Almonds . . . . Tons  | 100      | ..      | ..      | 10      | ..      | 52,523        | ..            | ..            | 2,807         | ..            |
| VEHICLES, excluding LOCOMO-<br>TIVES, ETC., FOR RAIL-<br>WAYS—<br>MECHANICALLY PROPELLED<br>VEHICLES (excluding RAIL-<br>WAY LOCOMOTIVES AND<br>TRACTORS—<br>Parts of Air Craft, Value | —        | —       | —       | —       | —       | 14,331        | ..            | 6,029         | 10,637        | 933           |
| ALL OTHER ARTICLES OF MER-<br>CHANDISE   | —        | —       | —       | —       | —       | 6,759         | 11,844        | 5,549         | 9,396         | 13,191        |
| <b>GRAND TOTAL</b>   | —        | —       | —       | —       | —       | <b>73,654</b> | <b>11,844</b> | <b>11,578</b> | <b>23,090</b> | <b>14,123</b> |

## EXPORTS THEREFO

## INDIAN MERCHANDISE

| ARTICLES   | QUANTITY   |              |            |              |              | VALUE         |               |               |               |               |
|--|------------|--------------|------------|--------------|--------------|---------------|---------------|---------------|---------------|---------------|
|  | 1931-32    | 1932-33      | 1933-34    | 1934-35      | 1935-36      | 1931-32       | 1932-33       | 1933-34       | 1934-35       | 1935-36       |
| APPAREL (including DRAPERY,<br>UNIFORMS BUT excluding<br>HOSIERY AND BOOTS AND<br>SHOES) . . . . Value | —          | —            | —          | —            | —            | 15,311        | 25,787        | 30,312        | 28,945        | 26,788        |
| DYEING AND TANNING SUB-<br>STANCES—<br>Turmeric . . . . Cwts.  | 514        | 354          | 246        | 247          | 482          | 11,600        | 5,691         | 4,500         | 8,735         | 8,305         |
| Other sorts . . . . "  | 341        | 671          | 343        | 1,184        | 777          | 10,533        | 15,859        | 7,505         | 20,812        | 13,777        |
| <b>Total Dyeing, etc.</b>  | <b>855</b> | <b>1,025</b> | <b>589</b> | <b>1,431</b> | <b>1,259</b> | <b>22,133</b> | <b>21,550</b> | <b>12,005</b> | <b>24,547</b> | <b>22,072</b> |
| FRUITS AND VEGETABLES—<br>Dried, salted or preserved—<br>All sorts . . . . Tons                        | 112        | 62           | 49         | 61           | 136          | 20,051        | 11,908        | 6,830         | 11,153        | 1,32,844      |
| GRAIN, PULSES AND FLOUR—<br>Pulse—<br>Lentils . . . . "  | 38         | 50           | 112        | 242          | 40           | 11,590        | 12,505        | 27,890        | 34,343        | 6,050         |
| Rice not in the husk—<br>Billed rice . . . . "   | 545        | 1,098        | 428        | 177          | 137          | 62,630        | 1,07,090      | 36,446        | 17,686        | 15,840        |
| HIDES AND SKINS, RAW—<br>Hides, raw—<br>Buffalo hides . . . .<br>{ Tons 12<br>{ =No. =600              | ..         | ..           | 43         | 118          | 340          | 7,050         | ..            | 10,756        | 25,839        | 64,491        |
| Cow hides . . . .<br>{ Tons 4<br>{ =No. =1,000   | ..         | ..           | ..         | 41           | 43           | 1,550         | ..            | ..            | 15,205        | 10,147        |
| LEATHER—<br>Hides, tanned or dressed—<br>Buffalo hides . . . .<br>{ Tons 21<br>{ =No. =2,730           | 8          | 4            | 11         | ..           | ..           | 29,550        | 13,150        | 4,400         | 13,700        | ..            |
| SEEDS—<br>Non-essential—<br>Groundnuts . . . . Tons  | 95         | 49           | 132        | 61           | 9            | 27,732        | 12,955        | 46,228        | 11,755        | 1,696         |
| Sesamum (oil or linseed) . . . . "   | 5          | 118          | 224        | 16           | 96           | 1,460         | 29,145        | 49,149        | 2,590         | 16,590        |
| Other sorts . . . . "  | ..         | ..           | ..         | 2            | ..           | ..            | ..            | ..            | 335           | 30            |
| <b>Total Seeds, Non-essential</b>  | <b>100</b> | <b>167</b>   | <b>406</b> | <b>79</b>    | <b>105</b>   | <b>29,192</b> | <b>42,100</b> | <b>95,377</b> | <b>14,720</b> | <b>18,316</b> |
| Other sorts . . . . "  | 2          | 3            | 1          | 52           | ..           | 2,100         | 575           | 602           | 9,255         | 135           |
| <b>Total Seeds</b>   | <b>102</b> | <b>170</b>   | <b>407</b> | <b>131</b>   | <b>105</b>   | <b>31,292</b> | <b>42,675</b> | <b>95,979</b> | <b>23,975</b> | <b>18,451</b> |

SYRIA—continued

EXPORTS THERE TO—continued

INDIAN MERCHANDISE—continued

| ARTICLES   | QUANTITY  |           |           |           |           | VALUE     |           |           |           |           |
|--|-----------|-----------|-----------|-----------|-----------|-----------|-----------|-----------|-----------|-----------|
|  | 1931-32   | 1932-33   | 1933-34   | 1934-35   | 1935-36   | 1931-32   | 1932-33   | 1933-34   | 1934-35   | 1935-36   |
|  |           |           |           |           |           | R         | R         | R         | R         | R         |
| <b>SPICES—</b>   |           |           |           |           |           |           |           |           |           |           |
| Pepper . . . . . Cwts.                                     | 684       | 321       | 27        | 1,115     | ..        | 40,399    | 10,325    | 1,250     | 45,017    | ..        |
| Othersorts . . . . . "                                     | 288       | 282       | 139       | 56        | 87        | 13,157    | 12,100    | 2,549     | 2,555     | 3,875     |
| Total Spices . . . . . "                                   | 972       | 603       | 166       | 1,171     | 87        | 53,556    | 31,425    | 3,799     | 47,572    | 3,875     |
| <b>TEA, BLACK . . . . . Lbs.</b>                           |           |           |           |           |           |           |           |           |           |           |
|  | 197,956   | 185,645   | 106,414   | 143,355   | 101,060   | 86,418    | 78,155    | 59,170    | 82,438    | 58,434    |
| <b>TEXTILES—</b>   |           |           |           |           |           |           |           |           |           |           |
| <b>Cotton—</b>   |           |           |           |           |           |           |           |           |           |           |
| Raw . . . . . Tong   | ..        | ..        | ..        | 19        | ..        | ..        | ..        | ..        | 11,000    | 20        |
| Twist and yarn . . . . . Lbs.                              | 2,171,300 | 2,286,800 | 2,814,400 | 3,455,201 | 2,445,942 | 14,43,133 | 11,24,099 | 13,79,806 | 16,84,628 | 12,05,668 |
| <b>Jute Manufactures—</b>                                  |           |           |           |           |           |           |           |           |           |           |
| Sacking Gunny bags . . . . . No.                           | 261,300   | 46,090    | 55,750    | 71,400    | 226,200   | 84,796    | 15,792    | 15,390    | 19,323    | 65,368    |
| Gunny cloth . . . . . Yards                                | 20,000    | 14,000    | ..        | 22,000    | 10,000    | 2,400     | 1,360     | ..        | 2,495     | 1,050     |
| Total Jute manufactures . Value                            | —         | —         | —         | —         | —         | 87,196    | 17,152    | 15,390    | 21,823    | 66,418    |
| <b>ALL OTHER ARTICLES OF MER-<br/>CHANDISE . . . . . "</b> |           |           |           |           |           |           |           |           |           |           |
|  | —         | —         | —         | —         | —         | 95,771    | 75,874    | 97,062    | 68,677    | 96,258    |
| <b>GRAND TOTAL . . . . . "</b>                             | —         | —         | —         | —         | —         | 19,97,481 | 15,61,406 | 17,79,845 | 21,16,604 | 17,45,866 |

FOREIGN MERCHANDISE

| ARTICLES   | QUANTITY |         |         |         |         | VALUE     |           |           |           |           |
|--|----------|---------|---------|---------|---------|-----------|-----------|-----------|-----------|-----------|
|  | 1931-32  | 1932-33 | 1933-34 | 1934-35 | 1935-36 | 1931-32   | 1932-33   | 1933-34   | 1934-35   | 1935-36   |
|  |          |         |         |         |         | R         | R         | R         | R         | R         |
| <b>FRUITS AND VEGETABLES . Value</b>                                       |          |         |         |         |         |           |           |           |           |           |
|  | —        | —       | —       | —       | —       | 29,457    | 180       | 11,720    | 1,02,355  | 35,435    |
| <b>SPICES . . . . . Cwts.</b>  |          |         |         |         |         |           |           |           |           |           |
|  | 324      | 500     | 193     | 185     | 2,325   | 16,827    | 17,967    | 4,582     | 5,865     | 45,903    |
| <b>TEXTILES—</b>   |          |         |         |         |         |           |           |           |           |           |
| <b>Cotton—</b>   |          |         |         |         |         |           |           |           |           |           |
| Twist and yarn . . . . . Lbs.  | 1,500    | 50,400  | 58,100  | 39,100  | 55,790  | 2,400     | 38,270    | 44,275    | 28,475    | 42,117    |
| <b>SILK—</b>   |          |         |         |         |         |           |           |           |           |           |
| <b>Manufactures—</b>   |          |         |         |         |         |           |           |           |           |           |
| Piecegoods . . . . . Yards   | ..       | ..      | ..      | ..      | 153,201 | ..        | ..        | ..        | ..        | 1,46,108  |
| <b>Wool—</b>   |          |         |         |         |         |           |           |           |           |           |
| <b>Manufactures . Value</b>  |          |         |         |         |         |           |           |           |           |           |
|  | —        | —       | —       | —       | —       | 30,468    | 3,590     | 7,205     | 1,000     | 900       |
| <b>Other textiles—Manu-<br/>factures . . . . . "</b>                       |          |         |         |         |         |           |           |           |           |           |
|  | —        | —       | —       | —       | —       | ..        | ..        | ..        | 75,000    | 14,133    |
| <b>ALL OTHER ARTICLES OF<br/>MERCHANDISE . . . . . "</b>                   |          |         |         |         |         |           |           |           |           |           |
|  | —        | —       | —       | —       | —       | 20,245    | 5,403     | 5,850     | 18,114    | 11,984    |
| <b>GRAND TOTAL . . . . . "</b>   | —        | —       | —       | —       | —       | 99,467    | 60,390    | 73,641    | 2,28,809  | 2,96,579  |
| <b>GRAND TOTAL OF INDIAN<br/>AND FOREIGN MERCHAN-<br/>DISE . . . . . "</b> |          |         |         |         |         |           |           |           |           |           |
|  | —        | —       | —       | —       | —       | 20,66,888 | 16,21,790 | 18,58,486 | 23,45,413 | 20,42,444 |

## No. 13—continued

PALESTINE  
IMPORTS THEREFROM

| ARTICLES   | QUANTITY |         |         |         |         | VALUE       |             |             |             |             |
|--|----------|---------|---------|---------|---------|-------------|-------------|-------------|-------------|-------------|
|  | 1931-32  | 1932-33 | 1933-34 | 1934-35 | 1935-36 | 1931-32     | 1932-33     | 1933-34     | 1934-35     | 1935-36     |
| FRUITS AND VEGETABLES—<br>Fresh Fruits and Vegetables Value  | —        | —       | —       | —       | —       | £<br>24,100 | £<br>34,807 | £<br>18,069 | £<br>19,323 | £<br>30,320 |
| MANURES—<br>Potassic—<br>Murate of Potash . . . Tons   | ..       | 450     | 600     | 1,050   | 431     | ..          | 67,065      | 76,888      | 1,11,600    | 43,215      |
| Others . . . . .   | ..       | 85      | ..      | 100     | 156     | ..          | 6,369       | ..          | 5,908       | 16,970      |
| PROVISIONS AND OILMAN'S<br>STORES . . . . . Value  | —        | —       | —       | —       | —       | 32,386      | 56,362      | 42,338      | 54,707      | 46,846      |
| VEHICLES, excluding LOCOMO-<br>TIVES, ETC., FOR RAILWAYS—<br>Mechanically propelled<br>vehicles and accessories<br>(excluding railway loco-<br>motives and tractors) | ..       | —       | —       | —       | —       | ..          | 13,178      | ..          | 2,805       | ..          |
| PORTAL ARTICLES NOT SPECI-<br>FIED . . . . .   | —        | —       | —       | —       | —       | 31          | 109         | ..          | 104         | 256         |
| ALL OTHER ARTICLES OF MER-<br>CHANDISE . . . . .   | —        | —       | —       | —       | —       | 2,236       | 4,951       | 802         | 4,150       | 609         |
| <b>TOTAL VALUE</b> . . . . .   | —        | —       | —       | —       | —       | 53,759      | 1,32,841    | 1,38,597    | 1,98,592    | 1,37,225    |

## EXPORTS THERETO

## INDIAN MERCHANDISE

| ARTICLES  | QUANTITY |         |         |         |         | VALUE      |            |             |             |             |
|---|----------|---------|---------|---------|---------|------------|------------|-------------|-------------|-------------|
|   | 1931-32  | 1932-33 | 1933-34 | 1934-35 | 1935-36 | 1931-32    | 1932-33    | 1933-34     | 1934-35     | 1935-36     |
| APPAREL (including) DRAPERY,<br>UNIFORMS AND ACCOUTRE-<br>MENTS, BUT excluding HOSE-<br>RY AND BOOTS AND SHOES) Value | —        | —       | —       | —       | —       | £<br>1,960 | £<br>3,912 | £<br>16,847 | £<br>40,941 | £<br>62,875 |
| DYING AND TANNING SUB-<br>STANCES . . . . . Cwts.   | 371      | 511     | 355     | 396     | 484     | 11,040     | 11,310     | 5,640       | 18,060      | 9,078       |
| GRAIN, PULSE AND FLOUR—<br>Pulse—<br>Lentils . . . . . Tons   | ..       | ..      | 5       | 454     | 135     | ..         | ..         | 800         | 60,361      | 16,430      |
| Rice not in the husk—<br>Rolled rice . . . . .  | 197      | 346     | 62      | 46      | 70      | 22,507     | 32,861     | 5,236       | 4,098       | 2,745       |
| Cleaved rice . . . . .  | 2        | 21      | 29      | 105     | 509     | 989        | 2,722      | 2,004       | 7,435       | 35,287      |
| HIDES AND SKINS—<br>Hides, raw—<br>Cow hides . . . . .  | ..       | ..      | ..      | 12      | 61      | ..         | ..         | ..          | 6,437       | 23,851      |
| .. . . . . Tons   | ..       | ..      | ..      | —2,930  | —11,635 | ..         | ..         | ..          | ..          | ..          |
| .. . . . . No.  | ..       | ..      | ..      | ..      | ..      | ..         | ..         | ..          | ..          | ..          |
| Lac—<br>Shell . . . . . Cwts.   | 21       | 105     | 140     | 247     | 338     | 1,297      | 5,296      | 4,658       | 16,647      | 13,025      |
| SEEDS—<br>Oilseeds—<br>Non-essential—<br>Groundnuts . . . . . Tons  | 90       | 1,083   | 4,047   | 2,050   | ..      | 20,619     | 1,46,973   | 5,75,565    | 2,49,138    | ..          |
| Sesamum (oil or jinji) . . . . .  | ..       | 80      | 201     | 10      | 4       | ..         | 19,456     | 29,184      | 1,330       | 800         |
| SPICES—<br>Cardamoms . . . . . Cwts.  | 104      | 152     | 91      | 71      | 108     | 14,170     | 23,175     | 10,445      | 10,400      | 13,800      |
| Pepper . . . . .  | 358      | 329     | 43      | 748     | 4       | 19,610     | 18,170     | 1,900       | 28,340      | 74          |
| TEA—<br>Tea, black . . . . . Lbs.   | 343,491  | 165,026 | 157,416 | 148,758 | 103,542 | 1,35,548   | 77,262     | 77,011      | 79,517      | 53,376      |
| TEXTILES—<br>Cotton—<br>Raw . . . . . Tons  | ..       | ..      | ..      | 13      | 196     | ..         | ..         | ..          | 7,000       | 1,03,350    |
| Twist and Yarn . . . . . Lbs.   | 307,200  | 359,600 | 369,320 | 375,525 | 387,800 | 2,21,000   | 1,71,767   | 1,83,987    | 1,87,780    | 1,91,709    |
| Jute—<br>Manufactures—<br>Sacking Gunny bags No.  | 237,100  | 79,000  | 88,300  | 139,900 | 284,600 | 76,968     | 19,200     | 20,759      | 32,287      | 72,266      |
| Hessian Gunny bags  | 75,000   | 45,000  | 5,000   | 10,000  | 34,300  | 14,718     | 7,924      | 1,494       | 1,625       | 6,324       |
| Hessian Gunny cloth Yards   | ..       | 12,000  | 24,000  | 83,000  | 72,000  | ..         | 1,275      | 2,790       | 10,325      | 6,100       |
| WOOD AND TIMBER—<br>Teak Wood . . . . . Cubic Tons  | ..       | ..      | 97      | 15      | ..      | ..         | ..         | 23,406      | 3,315       | ..          |
| Manufactures of wood<br>other than furniture<br>and cabinetware . . . . . Value                                       | —        | —       | —       | —       | —       | ..         | ..         | 20,566      | 4,680       | 375         |
| ALL OTHER ARTICLES OF MER-<br>CHANDISE . . . . .  | —        | —       | —       | —       | —       | 19,559     | 89,728     | 46,432      | 60,817      | 62,925      |
| <b>GRAND TOTAL</b> . . . . .  | —        | —       | —       | —       | —       | 5,59,980   | 6,30,081   | 10,29,327   | 8,81,181    | 6,55,370    |

## FOREIGN MERCHANDISE

| ARTICLES   | QUANTITY |         |         |         |         | VALUE       |          |           |             |            |
|--|----------|---------|---------|---------|---------|-------------|----------|-----------|-------------|------------|
|  | 1931-32  | 1932-33 | 1933-34 | 1934-35 | 1935-36 | 1931-32     | 1932-33  | 1933-34   | 1934-35     | 1935-36    |
| FRUITS AND VEGETABLES . Value  | —        | —       | —       | —       | —       | £<br>10,333 | £<br>300 | £<br>581  | £<br>11,975 | £<br>5,014 |
| SPICES . . . . . Cwts.   | 239      | 506     | 595     | 73      | 989     | 14,355      | 17,223   | 15,196    | 1,387       | 20,861     |
| TEXTILES—<br>Wool manufactures . Value                                 | —        | —       | —       | —       | —       | 34,239      | 14,925   | 21,465    | 3,554       | 16,000     |
| ALL OTHER ARTICLES OF<br>MERCHANDISE . . . . .                         | —        | —       | —       | —       | —       | 9,692       | 20,052   | 11,589    | 14,920      | 7,641      |
| <b>GRAND TOTAL</b> . . . . .   | —        | —       | —       | —       | —       | 68,669      | 52,500   | 48,781    | 36,832      | 49,516     |
| <b>GRAND TOTAL OF<br/>INDIAN AND FOREIGN<br/>MERCHANDISE</b> . . . . . | —        | —       | —       | —       | —       | 6,28,649    | 6,82,581 | 10,78,108 | 8,68,013    | 7,04,886   |



ADEN AND DEPENDENCIES\*

IMPORTS THEREFROM

| ARTICLES   | QUANTITY       |                |                |                 |                 | VALUE   |         |         |         |         |
|--|----------------|----------------|----------------|-----------------|-----------------|---------|---------|---------|---------|---------|
|  | 1931-32        | 1932-33        | 1933-34        | 1934-35         | 1935-36         | 1931-32 | 1932-33 | 1933-34 | 1934-35 | 1935-36 |
| <b>BUILDING AND ENGINEERING MATERIALS other than OF IRON, STEEL, OR WOOD—</b>                |                |                |                |                 |                 | R       | R       | R       | R       | R       |
| Asphalt . . . . Tons   | 138            | ..             | ..             | ..              | ..              | 10,660  | ..      | ..      | 3       | ..      |
| <b>CHEMICALS AND CHEMICAL PREPARATIONS (excluding CHEMICAL MANURES AND MEDICINES)—</b>       |                |                |                |                 |                 |         |         |         |         |         |
| Sodium Compounds—<br>Sodium Carbonate . . Owt.   | 3,007          | 3,288          | 2,814          | 2,450           | 3,260           | 9,847   | 31,405  | 8,340   | 6,367   | 5,714   |
| Other sorts of chemicals Value   | —              | —              | —              | —               | —               | ..      | 573     | 199     | 2,982   | 69      |
| Total Chemicals and Chemical preparations (excluding Chemical manures and medicines) . . . . | —              | —              | —              | —               | —               | 9,847   | 31,978  | 8,539   | 9,349   | 5,783   |
| <b>COFFEE, other than ROASTED OR GROUND . . . . Owt.</b>                                     | 154            | ..             | ..             | ..              | ..              | 10,857  | ..      | ..      | ..      | ..      |
| <b>FRUITS AND VEGETABLES—</b>  |                |                |                |                 |                 |         |         |         |         |         |
| Almonds . . . . Tons   | 18             | 3              | 15             | 13              | ..              | 11,559  | 3,014   | 16,987  | 11,487  | 58      |
| Other sorts . . . . Value  | —              | —              | —              | —               | —               | 3,070   | 1,211   | 2,007   | 2,077   | 53      |
| Total Fruits and Vegetables . . . .  | —              | —              | —              | —               | —               | 14,629  | 4,225   | 18,994  | 13,564  | 111     |
| <b>GRAIN, PULSES AND FLOUR—</b>  |                |                |                |                 |                 |         |         |         |         |         |
| Pulse . . . . Tons   | 436            | 105            | 240            | 16              | 3               | 70,080  | 10,812  | 29,679  | 1,395   | 380     |
| Other sorts . . . .  | 34             | 20             | 33             | ..              | 0               | 5,780   | 3,134   | 5,620   | ..      | 71      |
| Total Grain, Pulse and Flour . . . .   | 520            | 125            | 273            | 16              | 12              | 75,790  | 13,946  | 35,299  | 1,395   | 451     |
| <b>GUMS AND RESINS—</b>  |                |                |                |                 |                 |         |         |         |         |         |
| Arabic . . . . Owt.  | 1,363          | 975            | 1,007          | 1,501           | 677             | 30,623  | 24,232  | 22,784  | 30,784  | 15,026  |
| Olibanum or frankincense ..  | 599            | 1,432          | 2,323          | 1,323           | 2,253           | 7,362   | 15,150  | 24,313  | 13,603  | 24,629  |
| Other sorts . . . .  | 1,219          | 505            | 1,220          | 1,431           | 543             | 22,273  | 9,352   | 14,213  | 23,720  | 10,257  |
| Total Gums and Resins ..   | 3,181          | 2,912          | 4,550          | 4,255           | 3,473           | 60,258  | 48,734  | 61,310  | 78,112  | 50,912  |
| <b>HARDWARE, including CUTLERY AND KITCHEN-UTENSILS . . Value</b>                            | —              | —              | —              | —               | —               | 10,499  | 3,508   | 3,719   | 4,691   | 2,302   |
| <b>HIDES AND SKINS, RAW—</b>   |                |                |                |                 |                 |         |         |         |         |         |
| Hides, raw . . . . { Tons<br>-No.  | 9<br>=7,400    | 3<br>=610      | ..             | ..              | 1<br>=249       | 9,645   | 1,498   | ..      | ..      | 593     |
| Skins, raw . . . . { Tons<br>-No.  | 49<br>=117,046 | 80<br>=204,942 | 70<br>=141,417 | 133<br>=320,000 | 159<br>=466,365 | 76,518  | 36,166  | 51,780  | 99,149  | 95,012  |
| Total Hides and skins, raw { Tons<br>-No.  | 58<br>=124,446 | 83<br>=205,552 | 70<br>=141,417 | 133<br>=320,000 | 159<br>=466,614 | 86,163  | 37,664  | 51,780  | 99,149  | 95,610  |
| <b>IVORY, UNMANUFACTURED. Lbs.</b>   | 865            | 738            | 2,243          | 4,691           | 3,238           | 4,005   | 3,025   | 3,339   | 13,110  | 11,905  |
| <b>METALS AND ORES Tons</b>  | 3              | 31             | 34             | 60              | 65              | 4,431   | 3,594   | 13,439  | 16,603  | 19,076  |

\* Includes figures for Socatra up to 1932-33.

No. 13—continued

## ADEN AND DEPENDENCIES—continued

## IMPORTS THEREFROM—continued

| ARTICLES  | QUANTITY |         |         |         |         | VALUE     |           |           |           |           |
|---|----------|---------|---------|---------|---------|-----------|-----------|-----------|-----------|-----------|
|   | 1931-32  | 1932-33 | 1933-34 | 1934-35 | 1935-36 | 1931-32   | 1932-33   | 1933-34   | 1934-35   | 1935-36   |
| PRECIOUS STONES AND<br>PEARLS, UNSET—   |          |         |         |         |         | R         | R         | R         | R         | R         |
| Pearls . . . . . Value  | —        | —       | —       | —       | —       | 9,000     | 13,000    | 300       | 1,800     | 500       |
| SALT . . . . . Tons   | 313,684  | 284,684 | 280,393 | 295,221 | 295,700 | 42,75,576 | 39,74,344 | 36,89,044 | 38,46,011 | 39,80,084 |
| SEEDS—  |          |         |         |         |         |           |           |           |           |           |
| Oil seeds—  |          |         |         |         |         |           |           |           |           |           |
| Copra or coconut kernel . .   | 58       | 761     | 5,188   | ..      | 22      | 12,890    | 1,29,007  | 9,30,357  | ..        | 1,370     |
| SHELLS AND COWRIES—   |          |         |         |         |         |           |           |           |           |           |
| Shells—   |          |         |         |         |         |           |           |           |           |           |
| Shells (chanks, sankhil,<br>large ornamental<br>shells, cowras, mother-<br>of-pearl shells, and<br>oyster shells) . . . . . Cwts. | 617      | 20      | 126     | 538     | 59      | 15,184    | 1,725     | 1,559     | 14,787    | 3,310     |
| Tortoise shell (including<br>nakhla or nakh) . . . . . Lbs.   | 3,038    | 380     | 112     | ..      | 583     | 3,144     | 325       | 80        | ..        | 506       |
| Total Shells and Cowries . Value  | —        | —       | —       | —       | —       | 18,278    | 2,050     | 1,639     | 14,787    | 3,815     |
| SPICES—   |          |         |         |         |         |           |           |           |           |           |
| Cloves . . . . . Cwts.  | ..       | 32      | 876     | 5       | ..      | ..        | 2,000     | 37,464    | 205       | ..        |
| Other sorts . . . . . "   | 24       | 1       | ..      | 30      | ..      | 528       | 23        | 35        | 1,402     | ..        |
| Total Spices . . . . . "  | 24       | 33      | 876     | 44      | ..      | 528       | 2,023     | 37,500    | 1,607     | ..        |
| TEXTILES—   |          |         |         |         |         |           |           |           |           |           |
| Cotton—   |          |         |         |         |         |           |           |           |           |           |
| Manufactures—   |          |         |         |         |         |           |           |           |           |           |
| Cotton manufactures (in-<br>cluding twist and yarn) Value   | —        | —       | —       | —       | —       | 2,027     | 12,628    | 7,647     | 7,387     | 9,485     |
| TOBACCO—  |          |         |         |         |         |           |           |           |           |           |
| Manufactured—   |          |         |         |         |         |           |           |           |           |           |
| Cigarettes . . . . . Lbs.   | 2,045    | 1,952   | 1,959   | 4,783   | 1,626   | 15,470    | 11,170    | 10,065    | 12,730    | 5,490     |
| Other sorts . . . . . "   | 540      | 987     | 900     | ..      | 142     | 2,641     | 787       | 2,400     | 1         | 191       |
| Total Tobacco . . . . . "   | 2,485    | 2,939   | 2,859   | 4,783   | 1,768   | 18,111    | 11,957    | 12,465    | 12,731    | 6,071     |
| VEHICLES, excluding LOO-<br>COMOTIVES, ETC., FOR RAIL-<br>WAYS—   |          |         |         |         |         |           |           |           |           |           |
| Mechanically propelled<br>vehicles (excluding Rail-<br>way locomotives and<br>tractors) . . . . . Value                           | —        | —       | —       | —       | —       | 18,025    | 32,212    | 9,981     | 3,216     | 12,543    |
| FOSSIL ARTICLES NOT SPE-<br>CIFIED . . . . . "  | —        | —       | —       | —       | —       | 34,456    | 19,432    | 18,543    | 21,857    | 14,875    |
| ALL OTHER ARTICLES OF<br>MERCHANDISE . . . . . "  | —        | —       | —       | —       | —       | 41,645    | 1,21,174  | 17,564    | 43,398    | 51,100    |
| GRAND TOTAL . . . . . "   | —        | —       | —       | —       | —       | 53,17,513 | 44,70,041 | 49,95,919 | 41,94,370 | 42,69,996 |

ADEN AND DEPENDENCIES—continued

EXPORTS THERETO

| ARTICLES   | QUANTITY |         |         |         |         | VALUE     |           |           |           |           |
|--|----------|---------|---------|---------|---------|-----------|-----------|-----------|-----------|-----------|
|  | 1931-32  | 1932-33 | 1933-34 | 1934-35 | 1935-36 | 1931-32   | 1932-33   | 1933-34   | 1934-35   | 1935-36   |
|  |          |         |         |         |         | ₹         | ₹         | ₹         | ₹         | ₹         |
| APPAREL (including drapery, uniforms, accoutrements but excluding hosiery and Boots and Shoes) . . . Value | —        | —       | —       | —       | —       | 7,270     | 6,915     | 5,425     | 4,964     | 10,959    |
| BOOKS, PRINTED, AND PRINTED MATTER (not being STATIONERY) including MAPS AND CHARTS . . . Cwts.            | 65       | 151     | 113     | 79      | 190     | 5,442     | 15,004    | 11,175    | 7,590     | 11,004    |
| BOOTS AND SHOES . . . Pairs  | 40,228   | 32,790  | 33,854  | 35,352  | 46,456  | 43,654    | 54,110    | 46,659    | 42,586    | 49,065    |
| CHEMICALS AND CHEMICAL PREPARATIONS (excluding CHEMICAL MANURES AND MEDICINES) . . . Value                 | —        | —       | —       | —       | —       | 29,462    | 30,990    | 25,010    | 31,338    | 27,415    |
| Coal . . . Cwts.   | 140      | 900     | 234     | 999     | 550     | 2,903     | 9,503     | 4,214     | 12,989    | 7,015     |
| CORDAGE AND ROPE OF VEGETABLE FIBRE (excluding JUTE AND COTTON) . . . "                                    | 784      | 1,769   | 981     | 1,072   | 842     | 21,334    | 26,102    | 28,065    | 23,403    | 23,663    |
| DRUGS AND MEDICINES (excluding CHEMICALS AND NARCOTICS) . . . Value  | —        | —       | —       | —       | —       | 8,338     | 15,460    | 13,215    | 7,467     | 25,392    |
| DYEING AND TANNING SUBSTANCES—   |          |         |         |         |         |           |           |           |           |           |
| Turmeric . . . Cwts.   | 3,563    | 3,603   | 3,292   | 4,108   | 3,548   | 71,414    | 61,139    | 52,321    | 59,306    | 53,814    |
| Other sorts . . . "  | 66       | 44      | 57      | 48      | 62      | 3,971     | 2,833     | 2,127     | 2,927     | 1,602     |
| Total Dyeing and Tanning substances . . . "  | 3,629    | 3,706   | 3,349   | 4,156   | 3,610   | 75,385    | 63,972    | 54,448    | 62,233    | 55,416    |
| EARthenWARE AND PORCELAIN . . . Value  | —        | —       | —       | —       | —       | 16,167    | 10,378    | 13,944    | 14,730    | 15,447    |
| FODDER, BRAN, AND POLLARDS (excluding OILCAKE) . . . Tons  | 578      | 409     | 403     | 683     | 666     | 32,320    | 29,058    | 23,225    | 45,443    | 49,228    |
| FRUITS AND VEGETABLES—   |          |         |         |         |         |           |           |           |           |           |
| Fresh fruits and vegetables . . . Value  | —        | —       | —       | —       | —       | 41,531    | 34,930    | 40,071    | 20,055    | 26,331    |
| Fruits and vegetables: dried, salted or preserved, all sorts . . . Tons                                    | 143      | 147     | 149     | 121     | 127     | 41,648    | 31,345    | 27,753    | 25,292    | 23,703    |
| GRAIN, PULSE AND FLOUR—  |          |         |         |         |         |           |           |           |           |           |
| Jowar and bajra . . . Tons   | 2,236    | 745     | 1,000   | 683     | 1,337   | 2,79,366  | 86,615    | 1,14,353  | 62,240    | 1,33,364  |
| Pulse—   |          |         |         |         |         |           |           |           |           |           |
| Gram . . . "   | 195      | 242     | 379     | 553     | 791     | 24,113    | 23,292    | 31,541    | 37,970    | 62,332    |
| Lentils . . . "  | 75       | 50      | 74      | 77      | 124     | 11,333    | 6,796     | 8,293     | 11,443    | 14,492    |
| Other sorts . . . "  | 130      | 162     | 142     | 179     | 290     | 23,607    | 25,331    | 22,255    | 24,131    | 34,279    |
| Total Pulse . . . "  | 430      | 454     | 595     | 809     | 1,205   | 62,608    | 55,919    | 62,094    | 73,597    | 1,11,653  |
| Rice not in the husk—  |          |         |         |         |         |           |           |           |           |           |
| Boiled rice . . . "  | 8,650    | 6,304   | 11,709  | 10,546  | 3,753   | 9,70,377  | 6,33,560  | 7,37,957  | 7,33,601  | 7,32,045  |
| Cleaned rice . . . "   | 550      | 639     | 771     | 452     | 537     | 34,522    | 31,537    | 30,620    | 42,132    | 76,329    |
| Broken cleaned rice . . . "  | 792      | 926     | 1,593   | 1,745   | 390     | 47,012    | 65,136    | 64,355    | 56,563    | 23,609    |
| Other sorts . . . "  | 1        | 4       | 2       | 4       | 2       | 604       | 434       | 513       | 661       | 430       |
| Total Rice not in the husk . . . "   | 9,993    | 8,373   | 14,080  | 12,747  | 9,741   | 11,03,015 | 8,35,767  | 9,33,060  | 8,33,012  | 8,32,413  |
| Wheat . . . "  | 257      | 211     | 359     | 223     | 241     | 50,371    | 41,943    | 32,172    | 40,619    | 43,033    |
| " flour . . . "  | 5,577    | 3,500   | 2,347   | 1,650   | 3,122   | 6,09,065  | 4,03,774  | 3,23,123  | 1,69,532  | 3,33,471  |
| Other sorts . . . "  | 67       | 32      | 27      | 43      | 15      | 3,347     | 3,371     | 3,492     | 5,421     | 1,734     |
| Total Grain, Pulse and Flour . . . "   | 13,610   | 13,315  | 16,708  | 16,164  | 16,211  | 21,13,774 | 14,30,394 | 14,74,202 | 12,34,471 | 15,60,773 |
| HARDWARE AND CUTLERY, including PLATED WARE . . . Value  | —        | —       | —       | —       | —       | 23,111    | 37,657    | 31,330    | 27,223    | 40,631    |
| LEATHER—   |          |         |         |         |         |           |           |           |           |           |
| Hides and Skins, un-<br>ned or dressed . . . } Tons<br>. . . . . } =No. } =5,530                           | 17       | 16      | 23      | 16      | 30      | 27,309    | 26,121    | 31,573    | 22,434    | 44,024    |
| Manufactures (excluding Boots and Shoes) . . . Value   | —        | —       | —       | —       | —       | 4,527     | 6,513     | 10,232    | 10,937    | 27,931    |
| METALS AND ORES . . . Tons   | 27       | 52      | 33      | 42      | 31      | 17,634    | 13,060    | 19,213    | 21,542    | 26,370    |

No. 13—*continued*  
**ADEN AND DEPENDENCIES—*continued***  
**EXPORTS THERE TO—*continued***

**INDIAN MERCHANDISE—*continued***

| ARTICLES  | QUANTITY |         |         |         |         | VALUE    |          |          |          |          |
|---|----------|---------|---------|---------|---------|----------|----------|----------|----------|----------|
|   | 1931-32  | 1932-33 | 1933-34 | 1934-35 | 1935-36 | 1931-32  | 1932-33  | 1933-34  | 1934-35  | 1935-36  |
|   |          |         |         |         |         | ₹        | ₹        | ₹        | ₹        | ₹        |
| <b>OILS—</b>  |          |         |         |         |         |          |          |          |          |          |
| Vegetable, non-essential—                             |          |         |         |         |         |          |          |          |          |          |
| Groundnut . . . Gals.                                 | 7,660    | 8,718   | 7,342   | 10,732  | 12,120  | 22,510   | 10,365   | 14,710   | 22,340   | 21,315   |
| Sesamum (All or [Injili]) ..                          | 25,742   | 9,358   | 22,851  | 45,656  | 41,250  | 90,487   | 27,785   | 46,167   | 74,460   | 78,164   |
| Other sorts . . . "                                   | 844      | 275     | 78      | 116     | 49      | 1,475    | 780      | 170      | 264      | 72       |
| Total Vegetable, non-essential . . . "                | 33,746   | 18,348  | 30,271  | 56,504  | 53,399  | 1,14,472 | 38,930   | 61,047   | 97,064   | 99,551   |
| Other kinds . . . "                                   | 343      | ..      | 22      | 153     | ..      | 9,800    | ..       | 800      | 1,040    | ..       |
| Total Oils . . . "                                    | 34,089   | 18,348  | 30,293  | 56,657  | 53,399  | 1,24,272 | 38,930   | 61,847   | 98,104   | 99,551   |
| <b>OIL CAKES—</b>                                     |          |         |         |         |         |          |          |          |          |          |
| Groundnut Cake . . Tons                               | ..       | ..      | ..      | 221     | ..      | ..       | ..       | ..       | 11,825   | ..       |
| <b>PAINTS AND PAINTERS' MATERIALS</b> . . . Value     |          |         |         |         |         |          |          |          |          |          |
|   | ..       | ..      | ..      | ..      | ..      | 13,885   | 12,880   | 7,900    | 5,170    | 7,722    |
| <b>PERFUMERY (not being PERFUMED SPIRITS)</b> . . . " |          |         |         |         |         |          |          |          |          |          |
|   | ..       | ..      | ..      | ..      | ..      | 10,008   | 10,728   | 7,771    | 5,848    | 4,892    |
| <b>PROVISIONS AND OILMAN'S STORES—</b>                |          |         |         |         |         |          |          |          |          |          |
| Butter . . . Cwts.                                    | 80       | 87      | 61      | 132     | 113     | 9,831    | 9,600    | 8,955    | 12,812   | 11,061   |
| Ghee . . . "  | 399      | 519     | 424     | 477     | 465     | 34,663   | 45,023   | 27,425   | 36,985   | 34,789   |
| Other sorts of provisions Value                       | ..       | ..      | ..      | ..      | ..      | 8,593    | 6,002    | 8,021    | 6,171    | 6,542    |
| Total Provisions and Oilman's stores . . . "          | ..       | ..      | ..      | ..      | ..      | 53,087   | 60,625   | 41,401   | 55,968   | 53,292   |
| <b>SEEDS—</b>   |          |         |         |         |         |          |          |          |          |          |
| Oil seeds—  |          |         |         |         |         |          |          |          |          |          |
| Essential—  |          |         |         |         |         |          |          |          |          |          |
| Cumin (other than black) . . Tons                     | 31       | 4       | 42      | 38      | 33      | 17,699   | 1,869    | 22,474   | 15,708   | 17,212   |
| Others . . . "  | 51       | 54      | 48      | 37      | 74      | 19,147   | 16,018   | 16,082   | 12,974   | 24,115   |
| Total Essential Seeds . . . "                         | 82       | 58      | 90      | 75      | 107     | 36,846   | 17,887   | 38,556   | 28,682   | 41,327   |
| Non-essential—  |          |         |         |         |         |          |          |          |          |          |
| Groundnuts . . . "                                    | 36       | 38      | 37      | 35      | 40      | 11,197   | 11,018   | 9,352    | 9,647    | 10,280   |
| Sesamum (All or [Injili]) ..                          | 218      | 38      | 248     | 491     | 46      | 59,298   | 9,020    | 34,687   | 1,07,327 | 9,188    |
| Other sorts . . . "                                   | 33       | 1       | 3       | 39      | 24      | 7,902    | 1,005    | 1,697    | 6,528    | 4,919    |
| Total Non-essential . . . "                           | 287      | 77      | 288     | 565     | 110     | 78,397   | 21,043   | 45,736   | 1,23,502 | 24,387   |
| Other than oilseeds . . . "                           | 5        | 1       | 1       | 3       | 1       | 1,817    | 1,040    | 945      | 1,245    | 655      |
| Total Seeds . . . "                                   | 374      | 136     | 369     | 643     | 218     | 1,17,000 | 39,965   | 1,05,237 | 1,53,429 | 66,369   |
| <b>SPICES—</b>  |          |         |         |         |         |          |          |          |          |          |
| Betelnuts . . . Cwts.                                 | 300      | 388     | 363     | 281     | 310     | 10,167   | 12,331   | 10,098   | 6,734    | 7,065    |
| Cardamoms . . . "                                     | 162      | 227     | 285     | 108     | 208     | 28,720   | 31,872   | 33,492   | 14,515   | 21,915   |
| Chillies . . . "                                      | 1,213    | 1,248   | 1,427   | 1,446   | 1,503   | 23,790   | 23,423   | 23,462   | 24,802   | 28,121   |
| Ginger . . . "  | 18,195   | 14,873  | 16,902  | 16,760  | 11,591  | 4,49,743 | 3,00,198 | 2,03,116 | 3,03,962 | 3,10,837 |
| Pepper . . . "  | 1,715    | 391     | 85      | 1,026   | 154     | 89,019   | 15,961   | 2,690    | 53,550   | 4,200    |
| Other sorts . . . "                                   | 73       | 87      | 58      | 73      | 92      | 2,115    | 1,609    | 1,097    | 1,425    | 3,073    |
| Total Spices . . . "                                  | 21,078   | 17,214  | 19,120  | 20,294  | 13,938  | 6,05,554 | 3,85,394 | 3,63,966 | 4,04,988 | 3,76,311 |

## No. 13—continued

ADEN AND DEPENDENCIES—continued  
EXPORTS THERETO—continued

## INDIAN MERCHANDISE—concluded

| ARTICLES  | QUANTITY  |           |           |           |           | VALUE     |           |           |           |           |
|---|-----------|-----------|-----------|-----------|-----------|-----------|-----------|-----------|-----------|-----------|
|   | 1931-32   | 1932-33   | 1933-34   | 1934-35   | 1935-36   | 1931-32   | 1932-33   | 1933-34   | 1934-35   | 1935-36   |
| TEA, BLACK . . . Lbs.   | 415,198   | 312,038   | 321,231   | 345,841   | 603,044   | 1,83,860  | 1,21,600  | 1,59,618  | 1,94,041  | 3,17,020  |
| TEXTILES—   |           |           |           |           |           |           |           |           |           |           |
| Cotton—   |           |           |           |           |           |           |           |           |           |           |
| Twist and yarn . . . "  | 2,240,740 | 2,075,425 | 2,133,660 | 1,430,346 | 1,519,000 | 13,70,404 | 11,36,351 | 10,97,377 | 7,64,614  | 7,42,351  |
| Manufactures—   |           |           |           |           |           |           |           |           |           |           |
| Piece-goods—  |           |           |           |           |           |           |           |           |           |           |
| Grey (unbleached). Yards  | 979,805   | 169,950   | 245,040   | 423,340   | 493,460   | 3,03,429  | 37,375    | 49,493    | 81,261    | 97,370    |
| White (bleached) . . . "  | 1,820     | 23,950    | 36,860    | 81,330    | 200,333   | 1,200     | 3,600     | 9,120     | 19,700    | 47,506    |
| Coloured, printed, or dyed . . . "                                  | 1,540,114 | 1,315,657 | 1,315,967 | 1,570,371 | 1,577,531 | 5,75,323  | 5,51,629  | 5,04,345  | 5,80,123  | 5,90,369  |
| Total Piece-goods . . . "   | 2,521,739 | 1,414,557 | 1,597,867 | 2,076,541 | 2,271,329 | 7,84,955  | 5,97,904  | 5,63,458  | 6,81,084  | 7,35,445  |
| Thread, sewing . . . Lbs.   | 16,432    | 3,298     | 9,656     | 13,667    | 10,705    | 25,950    | 11,340    | 13,507    | 13,575    | 12,225    |
| Other sorts of manufactures . . . Value                             | —         | —         | —         | —         | —         | 20,096    | 23,977    | 24,610    | 25,940    | 26,092    |
| Total cotton manufactures (including Twist and yarn) . . . "        | —         | —         | —         | —         | —         | 22,07,408 | 17,69,572 | 16,98,952 | 14,85,213 | 15,16,013 |
| Haberdashery and Millinery . . . "                                  | —         | —         | —         | —         | —         | 43,367    | 53,610    | 49,385    | 53,176    | 67,645    |
| Jute—   |           |           |           |           |           |           |           |           |           |           |
| Manufactures—   |           |           |           |           |           |           |           |           |           |           |
| Gunny bags . . . No.  | 345,769   | 195,012   | 121,300   | 127,665   | 264,080   | 97,031    | 48,943    | 30,471    | 30,069    | 62,345    |
| " cloth . . . Yards   | 109,000   | 78,000    | 125,500   | 93,500    | 133,600   | 11,874    | 11,352    | 21,617    | 12,742    | 17,800    |
| Rope and twine . . . Cwts.  | 515       | 538       | 1,060     | 444       | 533       | 6,354     | 5,902     | 10,069    | 4,933     | 6,402     |
| Other kinds . . . Value   | —         | —         | —         | —         | —         | 1,000     | —         | —         | 100       | 4,980     |
| Total Jute manufactures (including Twist and yarn) . . . "          | —         | —         | —         | —         | —         | 1,18,259  | 66,197    | 62,157    | 47,844    | 92,047    |
| Silk—   |           |           |           |           |           |           |           |           |           |           |
| Manufactures—   |           |           |           |           |           |           |           |           |           |           |
| Goods of Silk mixed with other materials . . . Yards                | 9,040     | 3,400     | 500       | —         | —         | 14,200    | 7,500     | 1,000     | —         | —         |
| Other sorts . . . Value   | —         | —         | —         | —         | —         | 3,200     | 6,775     | 7,450     | 7,400     | 9,500     |
| Total Silk manufactures . . . "                                     | —         | —         | —         | —         | —         | 17,400    | 14,275    | 8,450     | 7,400     | 9,500     |
| Wool—   |           |           |           |           |           |           |           |           |           |           |
| Manufactures—   |           |           |           |           |           |           |           |           |           |           |
| Shawl . . . No.   | 1,050     | 900       | 1,700     | 2,900     | 5,385     | 5,900     | 5,000     | 9,700     | 12,100    | 20,430    |
| Other sorts . . . Value   | —         | —         | —         | —         | —         | 349       | —         | 190       | 10        | 2,110     |
| Total Wool manufactures . . . "                                     | —         | —         | —         | —         | —         | 6,249     | 5,000     | 9,890     | 12,110    | 22,540    |
| TOBACCO—  |           |           |           |           |           |           |           |           |           |           |
| Unmanufactured . . . Lbs.   | 4,427,350 | 4,394,177 | 5,397,696 | 6,039,837 | 7,315,462 | 15,39,532 | 15,35,016 | 19,66,630 | 21,37,530 | 22,24,075 |
| Manufactured . . . "  | 5,584     | 3,501     | 11,293    | 35,516    | 21,353    | 3,676     | 6,035     | 7,940     | 3,411     | 10,556    |
| Total Tobacco . . . "   | 4,432,934 | 4,402,678 | 5,408,989 | 6,075,353 | 7,336,815 | 15,43,208 | 15,41,051 | 19,74,570 | 21,40,941 | 22,34,631 |
| VEHICLES excluding locomotives, etc., for railways Value            | —         | —         | —         | —         | —         | —         | 2,425     | 780       | —         | 44,345    |
| WOOD AND TIMBER—  |           |           |           |           |           |           |           |           |           |           |
| Teak wood . . . Cubic Tons  | 16        | 24        | 54        | 65        | 82        | 6,130     | 3,507     | 3,374     | 10,633    | 10,306    |
| Other kinds of wood and timber . . . Value                          | —         | —         | —         | —         | —         | 3,141     | 26,497    | 7,416     | 7,602     | 3,580     |
| Manufactures of wood, other than furniture and cabinet ware . . . " | —         | —         | —         | —         | —         | 3,225     | 6,532     | 5,540     | 3,753     | 9,260     |
| Total Wood and Timber . . . "                                       | —         | —         | —         | —         | —         | 22,496    | 36,536    | 16,330    | 21,988    | 23,146    |
| ALL OTHER ARTICLES OF MERCHANDISE . . . "                           | —         | —         | —         | —         | —         | 74,714    | 69,375    | 68,782    | 63,423    | 78,707    |
| GRAND TOTAL . . . "   | —         | —         | —         | —         | —         | 77,11,436 | 61,25,109 | 65,10,338 | 64,40,705 | 70,36,123 |

No. 13—continued

## ADEN AND DEPENDENCIES—continued

## EXPORTS THERE TO—continued

## FOREIGN MERCHANDISE

| ARTICLES   | QUANTITY |         |         |         |         | VALUE   |         |         |          |          |
|--|----------|---------|---------|---------|---------|---------|---------|---------|----------|----------|
|  | 1981-82  | 1982-83 | 1983-84 | 1984-85 | 1985-86 | 1981-82 | 1982-83 | 1983-84 | 1984-85  | 1985-86  |
|  |          |         |         |         |         | R       | R       | R       | R        | R        |
| ARMS, AMMUNITIONS AND PARTS THEREOF—   |          |         |         |         |         |         |         |         |          |          |
| Firearms and parts, thereof . . . Value  | —        | —       | —       | —       | —       | —       | 40,560  | 487     | 106      | 730      |
| CHEMICALS AND CHEMICAL PREPARATIONS (excluding CHEMICAL MANURES AND MEDICINES) . . . Value | —        | —       | —       | —       | —       | 5,298   | 17,489  | 3,480   | 10,786   | 2,518    |
| FRUITS AND VEGETABLES . . . Value  | —        | —       | —       | —       | —       | 13,342  | 5,629   | 7,582   | 5,680    | 7,800    |
| HARDWARE (excluding CUTLERY, AND ELECTRO-PLATED WARE) . . . Value                          | —        | —       | —       | —       | —       | 30,348  | 24,267  | 12,421  | 20,061   | 34,908   |
| INSTRUMENTS, APPARATUS AND APPLIANCES AND PARTS THEREOF—                                   |          |         |         |         |         |         |         |         |          |          |
| Electrical . . . Value   | —        | —       | —       | —       | —       | 820     | 2,110   | 1,300   | 2,791    | 11,167   |
| Othersorts . . . Value   | —        | —       | —       | —       | —       | 1,820   | 270     | 1,080   | 2,325    | 4,715    |
| Total Instruments, etc. . . Value  | —        | —       | —       | —       | —       | 2,640   | 2,380   | 2,380   | 5,116    | 15,882   |
| METALS AND ORES . . . Tons   | 41       | 26      | 37      | 59      | 85      | 60,321  | 60,656  | 68,112  | 1,10,742 | 1,59,740 |
| PAINTS AND PAINTERS' MATERIALS—  |          |         |         |         |         |         |         |         |          |          |
| Paints and Colours . . . Cwts.   | 277      | 88      | 20      | 48      | 36      | 14,042  | 3,853   | 2,058   | 3,471    | 3,465    |

No. 13—continued  
 ADEN AND DEPENDENCIES—concluded  
 EXPORTS THERETO—concluded

FOREIGN MERCHANDISE—continued

| ARTICLES   | QUANTITY |         |         |         |           | VALUE     |           |           |           |           |
|--|----------|---------|---------|---------|-----------|-----------|-----------|-----------|-----------|-----------|
|  | 1931-32  | 1932-33 | 1933-34 | 1934-35 | 1935-36   | 1931-32   | 1932-33   | 1933-34   | 1934-35   | 1935-36   |
| PERFUMERY (not being<br>PERFUMED SPIRITS) Value                          | —        | —       | —       | —       | —         | 24,895    | 10,108    | 12,408    | 9,068     | 6,926     |
| SPICES . . . . . Cwts.   | 416      | 860     | 300     | 147     | 1,267     | 24,085    | 49,434    | 15,804    | 4,062     | 25,552    |
| SUGAR . . . . . Tons   | 75       | 7       | 9       | 6       | 440       | 9,000     | 825       | 1,000     | 1,120     | 54,090    |
| TEXTILES—  |          |         |         |         |           |           |           |           |           |           |
| Cotton—  |          |         |         |         |           |           |           |           |           |           |
| Twist and yarn . . . . . Lbs.  | 5,000    | 30,300  | 8,900   | 23,600  | 18,300    | 4,860     | 13,400    | 7,850     | 19,345    | 13,130    |
| Hosiery . . . . . Value  | —        | —       | —       | —       | —         | 1,905     | 2,270     | 3,720     | 2,650     | 10,740    |
| Manufactures—  |          |         |         |         |           |           |           |           |           |           |
| Piecegoods—  |          |         |         |         |           |           |           |           |           |           |
| Grey (unbleached) . . . . . Yards  | 526,922  | 76,366  | 463,812 | 200,700 | 336,000   | 1,17,460  | 16,631    | 77,386    | 43,165    | 1,34,310  |
| White (bleached) . . . . . "   | 16,504   | 73,612  | 120,211 | 44,718  | 152,532   | 4,205     | 16,290    | 30,112    | 10,410    | 43,912    |
| Coloured, printed, or<br>dyed . . . . . "                                | 215,787  | 441,382 | 313,366 | 198,241 | 114,395   | 55,029    | 98,382    | 64,348    | 35,050    | 24,681    |
| Ferts of all descrip-<br>tions . . . . . "                               | ..       | 24,142  | ..      | ..      | 640       | ..        | 6,520     | ..        | ..        | 104       |
| Total Piecegoods . . . . . "   | 759,218  | 615,502 | 899,389 | 383,659 | 1,103,567 | 1,76,694  | 1,37,823  | 1,71,846  | 97,625    | 2,02,907  |
| Other sorts of manu-<br>factures . . . . . Value                         |          |         |         |         |           |           |           |           |           |           |
| Total Cotton manu-<br>factures (including<br>Twist and yarn) . . . . . " | —        | —       | —       | —       | —         | 1,89,411  | 1,54,793  | 1,83,461  | 1,21,835  | 2,29,002  |
| Haberdashery and<br>Millinery . . . . . "                                |          |         |         |         |           |           |           |           |           |           |
| Manifures . . . . . "  | —        | —       | —       | —       | —         | 6,680     | 15,400    | 22,340    | 23,685    | 53,901    |
| Woolen manufactures . . . . . "  | —        | —       | —       | —       | —         | 10,100    | 67,277    | 1,97,338  | 2,51,253  | 2,06,146  |
| Other textiles—  |          |         |         |         |           |           |           |           |           |           |
| Manufactured . . . . . "   | —        | —       | —       | —       | —         | 62,808    | 76,879    | 2,67,624  | 2,61,034  | 2,91,692  |
| TORACCO . . . . . Lbs.   | 3,127    | 1,569   | 10,971  | 6,829   | 78        | 9,210     | 6,701     | 20,834    | 18,493    | 290       |
| POSTAL ARTICLES . . . . . Value  | —        | —       | —       | —       | —         | ..        | ..        | ..        | 45,739    | ..        |
| ALL OTHER ARTICLES OF<br>MERCHANDISE . . . . . "                         | —        | —       | —       | —       | —         | 80,833    | 72,665    | 52,478    | 85,216    | 89,245    |
| GRAND TOTAL . . . . . "  | —        | —       | —       | —       | —         | 5,41,828  | 6,18,947  | 8,34,448  | 10,10,441 | 12,16,252 |
| GRAND TOTAL OF INDIAN<br>AND FOREIGN<br>MERCHANDISE . . . . . "          | —        | —       | —       | —       | —         | 82,63,264 | 67,44,656 | 73,45,336 | 74,51,146 | 82,82,404 |

No. 13—continued

IRAQ

IMPORTS THEREFROM

| ARTICLES   | QUANTITY     |              |               |              |              | VALUE            |                  |                  |                  |                  |
|--|--------------|--------------|---------------|--------------|--------------|------------------|------------------|------------------|------------------|------------------|
|  | 1931-32      | 1932-33      | 1933-34       | 1934-35      | 1935-36      | 1931-32          | 1932-33          | 1933-34          | 1934-35          | 1935-36          |
| <b>ANIMALS, LIVING—</b>  |              |              |               |              |              | R                | R                | R                | R                | R                |
| Horses . . . . . No.   | 904          | 610          | 721           | 599          | 396          | 2,70,800         | 1,91,900         | 2,17,900         | 1,79,600         | 1,16,200         |
| Other kinds . . . . . "  | 7            | 8            | 10            | 20           | 213          | 210              | 400              | 630              | 1,060            | 6,366            |
| <b>Total Animals, living . . . . . "</b>   | <b>911</b>   | <b>618</b>   | <b>731</b>    | <b>628</b>   | <b>608</b>   | <b>2,70,510</b>  | <b>1,92,300</b>  | <b>2,18,530</b>  | <b>1,80,660</b>  | <b>1,22,566</b>  |
| <b>APPAREL (excluding HOSIERY AND BOOTS AND SHOES) . Value</b>                   | —            | —            | —             | —            | —            | 37,692           | 1,342            | 729              | 397              | 6,848            |
| <b>DRUGS AND MEDICINES (excluding CHEMICALS AND NARCOTICS) . . . . . "</b>       | —            | —            | —             | —            | —            | 50,378           | 19,114           | 2,186            | 2,385            | 11,735           |
| <b>DYEING AND TANNING SUBSTANCES . . . . . "</b>                                 | —            | —            | —             | —            | —            | 48,622           | 48,047           | 67,520           | 89,225           | 52,945           |
| <b>FRUITS AND VEGETABLES—</b>  |              |              |               |              |              |                  |                  |                  |                  |                  |
| Fruits and vegetables: dried, salted, or preserved, not being canned or bottled— |              |              |               |              |              |                  |                  |                  |                  |                  |
| Almonds . . . . . Tons   | 22           | 14           | 12            | 91           | 22           | 29,768           | 12,776           | 4,514            | 17,649           | 4,539            |
| Currants and raisins . . . . . "   | 22           | 2            | 87            | 184          | 13           | 2,508            | 550              | 21,696           | 20,446           | 2,100            |
| Dates . . . . . "  | 41,451       | 37,345       | 25,715        | 46,823       | 50,703       | 40,13,517        | 32,59,559        | 20,23,037        | 36,20,529        | 35,50,723        |
| Others . . . . . Value   | —            | —            | —             | —            | —            | 3,998            | 3,345            | 1,339            | 2,251            | 1,802            |
| <b>Total Fruits and Vegetables . . . . . "</b>                                   | <b>—</b>     | <b>—</b>     | <b>—</b>      | <b>—</b>     | <b>—</b>     | <b>40,49,846</b> | <b>32,76,233</b> | <b>20,50,536</b> | <b>36,60,875</b> | <b>35,59,164</b> |
| <b>GRAIN, PULSE, AND FLOUR—</b>  |              |              |               |              |              |                  |                  |                  |                  |                  |
| Barley . . . . . Tons  | ..           | ..           | 4,487         | 621          | 2,240        | ..               | ..               | 4,34,807         | 1,02,698         | 2,17,672         |
| Beans, dry . . . . . "   | 461          | 340          | 73            | 119          | 7            | 58,147           | 53,335           | 14,575           | 22,714           | 1,275            |
| Gram . . . . . "   | ..           | ..           | 12            | 104          | 108          | ..               | ..               | 1,122            | 11,997           | 14,044           |
| Jowar and Bajra . . . . . "  | 7            | 78           | 700           | 767          | 196          | 700              | 7,900            | 57,189           | 65,801           | 15,703           |
| Pulse . . . . . "  | 6,153        | 2,189        | 5,351         | 5,759        | 4,954        | 7,50,837         | 2,77,143         | 6,41,666         | 7,36,048         | 5,40,723         |
| Wheat . . . . . "  | 1,404        | ..           | 21            | ..           | ..           | 1,11,053         | ..               | 1,690            | ..               | ..               |
| Other sorts . . . . . "  | 37           | 20           | 1             | 39           | 95           | 3,717            | 1,477            | 395              | 4,159            | 7,133            |
| <b>Total Grain, Pulse, and Flour . . . . . "</b>                                 | <b>8,062</b> | <b>2,622</b> | <b>10,645</b> | <b>7,909</b> | <b>7,610</b> | <b>9,19,454</b>  | <b>3,39,885</b>  | <b>11,51,444</b> | <b>9,43,403</b>  | <b>7,96,610</b>  |
| <b>HARDWARE, excluding CUTLERY AND ELECTROPLATED WARE . . . . . Value</b>        | —            | —            | —             | —            | —            | 16,163           | 16,751           | 15,516           | 11,403           | 10,849           |
| <b>HIDES AND SKINS, RAW—</b>   |              |              |               |              |              |                  |                  |                  |                  |                  |
| Hides, raw . . . . . Tons  | 29           | 8            | 259           | 52           | 1            | 23,137           | 3,941            | 67,015           | 12,140           | 220              |
| —No.   | —8,540       | —1,542       | —71,849       | —11,080      | —223         |                  |                  |                  |                  |                  |
| Skins, raw . . . . . Tons  | 100          | 346          | 394           | 223          | 194          | 43,586           | 1,21,462         | 1,31,689         | 92,735           | 67,730           |
| —No.   | —35,633      | —271,073     | —323,845      | —210,251     | —180,440     |                  |                  |                  |                  |                  |
| <b>Total Hides and Skins, Raw . . . . . Tons</b>                                 | <b>129</b>   | <b>354</b>   | <b>653</b>    | <b>280</b>   | <b>195</b>   | <b>71,723</b>    | <b>1,25,403</b>  | <b>1,98,704</b>  | <b>1,04,875</b>  | <b>67,940</b>    |
| —No.   | —94,223      | —273,214     | —395,694      | —221,281     | —180,660     |                  |                  |                  |                  |                  |
| <b>METALS AND ORBS—</b>  |              |              |               |              |              |                  |                  |                  |                  |                  |
| Brass, Bronze, and similar alloys and manufactures thereof . . . . . Cwts.       | 246          | 159          | 1,234         | 269          | 203          | 5,736            | 2,124            | 19,105           | 3,747            | 4,130            |



## IMPORTS THEREFROM—continued

| ARTICLES   | QUANTITY |         |         |         |         | VALUE     |           |           |           |           |
|--|----------|---------|---------|---------|---------|-----------|-----------|-----------|-----------|-----------|
|  | 1981-82  | 1982-83 | 1983-84 | 1984-85 | 1985-86 | 1981-82   | 1982-83   | 1983-84   | 1984-85   | 1985-86   |
| <b>METALS AND ORES—contd.</b>  |          |         |         |         |         | R         | R         | R         | R         | R         |
| <b>Copper—</b>   |          |         |         |         |         |           |           |           |           |           |
| Old, for re-manufacture Owtz.  | 514      | 121     | 335     | 18      | 116     | 15,916    | 2,598     | 6,582     | 402       | 2,080     |
| Other sorts . . . "  | --       | 8       | 66      | 44      | 2       | --        | 400       | 10,202    | 6,487     | 406       |
| <b>Total Copper (excluding Ore)</b> . . . "  | 514      | 124     | 401     | 62      | 118     | 15,916    | 2,998     | 16,784    | 6,889     | 2,486     |
| German Silver . . . "  | --       | 55      | 85      | 9       | 2       | --        | 49,488    | 97,562    | 9,646     | 2,851     |
| Other Metals . . . Tons  | 125      | 12      | 71      | 79      | 210     | 8,820     | 3,866     | 5,352     | 5,759     | 5,297     |
| <b>Total Metals (excluding Ores)</b> . . . "   | 163      | 85      | 144     | 96      | 220     | 30,472    | 56,421    | 1,38,803  | 25,991    | 14,763    |
| <b>PROVISIONS AND OILMAN'S STORES (including FISH AND FRUITS AND VEGETABLES, CANNED OR BOTTLED)—</b> |          |         |         |         |         |           |           |           |           |           |
| Ghl . . . . . Owtz.  | 442      | 29      | 9       | 43      | 40      | 25,487    | 2,085     | 603       | 1,849     | 1,953     |
| Other sorts . . . . . Value  | --       | --      | --      | --      | --      | 6,857     | 5,321     | 3,252     | 9,074     | 15,793    |
| <b>Total Provisions and Oilman's Stores</b> . . . "  | --       | --      | --      | --      | --      | 32,044    | 7,357     | 3,854     | 11,523    | 17,749    |
| <b>SEEDS—</b>  |          |         |         |         |         |           |           |           |           |           |
| <b>Oil-seeds—</b>  |          |         |         |         |         |           |           |           |           |           |
| Non-essential . . . Tons   | 94       | 2       | --      | 303     | 2       | 7,979     | 201       | --        | 32,157    | 240       |
| Other seeds . . . . . "  | 10       | 3       | 5       | 16      | 1       | 6,172     | 1,846     | 4,735     | 3,556     | 1,148     |
| <b>Total Seeds</b> . . . "   | 104      | 5       | 5       | 319     | 3       | 14,151    | 2,046     | 4,735     | 35,713    | 1,388     |
| <b>TEA—</b>  |          |         |         |         |         |           |           |           |           |           |
| Black . . . . . lbs.   | 43       | 22,473  | 35      | --      | 54      | 30        | 11,747    | 17        | --        | 21        |
| <b>TEXTILES—</b>   |          |         |         |         |         |           |           |           |           |           |
| <b>Cotton—</b>   |          |         |         |         |         |           |           |           |           |           |
| Cotton manufactures (including Twist and Yarn) Value   | --       | --      | --      | --      | --      | 16,269    | 4,588     | 8,328     | 4,074     | 5,443     |
| Wool—  |          |         |         |         |         |           |           |           |           |           |
| Raw . . . . . Lbs.   | 502,764  | 396,316 | 2,576   | 239,880 | 701,596 | 1,36,900  | 1,19,892  | 870       | 78,600    | 2,14,905  |
| Manufactures—  |          |         |         |         |         |           |           |           |           |           |
| Carpets and floor-rugs . . . "   | 5,974    | 5,447   | 6,112   | 2,381   | 4,212   | 15,406    | 10,977    | 10,582    | 5,096     | 10,568    |
| Artificial silk—   |          |         |         |         |         |           |           |           |           |           |
| Pilegoods of cotton and artificial silk (a) . . . Yards  | 64,426   | 231,407 | 24,083  | --      | --      | 16,870    | 51,767    | 5,387     | --        | --        |
| (i) Containing 50% or more Cotton (b) . . . "  | --       | --      | --      | 21,547  | --      | --        | --        | --        | 9,836     | --        |
| (ii) Containing no Cotton or less than 50% Cotton (b) . . . "  | --       | --      | --      | 23      | --      | --        | --        | --        | 11        | --        |
| <b>VEHICLES, excluding LOCOMOTIVES, ETC., FOR RAILWAYS—</b>  |          |         |         |         |         |           |           |           |           |           |
| Mechanically propelled vehicles (excluding railway locomotives and tractors) . . . Value             | --       | --      | --      | --      | --      | 3,777     | --        | 4,033     | 21,994    | 2,441     |
| <b>POSTAL ARTICLES NOT SPECIFIED</b> . . . "   | --       | --      | --      | --      | --      | 6,496     | 15,308    | 6,252     | 8,090     | 11,183    |
| <b>ALL OTHER ARTICLES OF MERCHANDISE</b> . . . "   | --       | --      | --      | --      | --      | 50,082    | 25,635    | 47,719    | 56,154    | 51,351    |
| <b>GRAND TOTAL</b> . . . "   | --       | --      | --      | --      | --      | 57,89,340 | 48,26,648 | 39,36,295 | 52,45,300 | 49,60,448 |

(a) Sub-divided from 1984-85.

(b) Separately recorded from 1984-85.

## No. 13—continued

## IRAQ—continued

## EXPORTS THERE TO

## INDIAN MERCHANDISE

| ARTICLES  | QUANTITY |         |         |         |         | VALUE    |          |          |          |          |
|---|----------|---------|---------|---------|---------|----------|----------|----------|----------|----------|
|   | 1931-32  | 1932-33 | 1933-34 | 1934-35 | 1935-36 | 1931-32  | 1932-33  | 1933-34  | 1934-35  | 1935-36  |
|   |          |         |         |         |         | R        | R        | R        | R        | R        |
| Apparel (including drapery, uniforms and accoutrements but excluding hosiery and boots and shoes) . . . . . Value | —        | —       | —       | —       | —       | 4,665    | 5,387    | 3,450    | 3,361    | 13,714   |
| CANDLES OF ALL KINDS . . . Lbs.   | 210,332  | 43,238  | 132,549 | 107,833 | 145,313 | 59,197   | 12,161   | 30,024   | 31,497   | 40,870   |
| Coal and coke . . . . . Tons  | 72       | 305     | 291     | 407     | 609     | 2,722    | 8,981    | 7,630    | 9,543    | 13,893   |
| COFFEE . . . . . Cwts.  | 5,526    | 6,053   | 4,561   | 2,038   | 1,456   | 3,25,609 | 3,08,385 | 2,52,074 | 1,04,543 | 62,171   |
| COILS, MANUFACTURED (excluding ropes) . . . . . "   | 3,100    | 3,300   | 2,260   | 3,379   | 5,233   | 52,710   | 33,530   | 19,139   | 34,654   | 59,171   |
| CORDAGE AND ROPE OF VEGETABLE FIBRE (excluding JUTE AND COTTON) . . . . . "                                       | 2,213    | 2,220   | 1,927   | 1,449   | 1,381   | 18,612   | 18,482   | 17,292   | 11,378   | 11,156   |
| DRUGS AND MEDICINES (excluding CHEMICALS AND NARCOTICS) . . . . . Value   | —        | —       | —       | —       | —       | 71,940   | 17,231   | 12,898   | 9,134    | 8,194    |
| <b>DYEING AND TANNING SUBSTANCES—</b>   |          |         |         |         |         |          |          |          |          |          |
| Turmeric . . . . . Cwts.  | 3,385    | 2,727   | 5,339   | 2,610   | 2,385   | 67,670   | 56,187   | 82,515   | 42,346   | 44,235   |
| Other sorts . . . . . "   | 237      | 303     | 85      | 69      | 69      | 6,545    | 3,429    | 764      | 1,350    | 1,334    |
| Total Dyeing and Tanning substances . . . . . "   | 3,622    | 3,030   | 5,424   | 2,679   | 2,454   | 74,215   | 59,616   | 83,279   | 43,696   | 45,569   |
| <b>FRUITS AND VEGETABLES—</b>   |          |         |         |         |         |          |          |          |          |          |
| Fresh fruits and Vegetables . . . . . Value   | —        | —       | —       | —       | —       | 1,02,432 | 1,29,464 | 1,25,716 | 1,02,116 | 66,580   |
| Fruits and vegetables, dried, salted or preserved, all sorts . . . . . Tons                                       | 757      | 1,739   | 257     | 774     | 995     | 1,14,825 | 2,39,795 | 1,02,735 | 98,782   | 1,21,324 |
| <b>GRAIN, PULSE AND FLOUR—</b>  |          |         |         |         |         |          |          |          |          |          |
| <b>Pulse—</b>   |          |         |         |         |         |          |          |          |          |          |
| Lentils . . . . . Tons  | 3        | 50      | 132     | 95      | 68      | 737      | 3,150    | 20,596   | 15,160   | 10,351   |
| Other sorts . . . . . "   | 56       | 59      | 90      | 146     | 189     | 8,357    | 7,025    | 10,046   | 12,571   | 16,383   |
| Total Pulse . . . . . "   | 59       | 109     | 222     | 241     | 257     | 9,094    | 10,175   | 30,642   | 27,731   | 26,734   |
| <b>Rice not in the husk—</b>  |          |         |         |         |         |          |          |          |          |          |
| Boiled rice . . . . . "   | 159      | 232     | 25      | 27      | 30      | 18,830   | 50,724   | 4,212    | 4,050    | 3,014    |
| Cleaned rice . . . . . "  | 64       | 54      | 14      | 5       | 9       | 12,906   | 10,891   | 3,462    | 620      | 2,595    |
| Other sorts . . . . . "   | —        | —       | —       | —       | —       | —        | 895      | —        | —        | —        |
| Total Rice not in the husk . . . . . "  | 223      | 286     | 39      | 32      | 39      | 31,736   | 62,510   | 7,674    | 4,670    | 5,609    |
| Other sorts . . . . . "   | 40       | 41      | 25      | 32      | 13      | 9,311    | 7,330    | 5,167    | 6,010    | 1,664    |
| Total Grain, Pulse and Flour . . . . . "  | 323      | 436     | 286     | 285     | 259     | 50,841   | 84,565   | 42,489   | 38,471   | 34,007   |
| HARDWARE AND CUTLERY, including PLATEDWARE . . . . . Value  | —        | —       | —       | —       | —       | 19,525   | 16,356   | 24,591   | 36,555   | 47,301   |

No. 13—continued  
 IRAQ—continued  
 EXPORTS THERE TO—continued

INDIAN MERCHANDISE—continued

| ARTICLES   | QUANTITY     |         |         |         |         | VALUE    |          |          |          |          |
|--|--------------|---------|---------|---------|---------|----------|----------|----------|----------|----------|
|  | 1931-32      | 1932-33 | 1933-34 | 1934-35 | 1935-36 | 1931-32  | 1932-33  | 1933-34  | 1934-35  | 1935-36  |
| HIDES AND SKINS, RAW—<br>Hides, raw—   |              |         |         |         |         | R        | R        | R        | R        | R        |
| Buffalo hides . . . . .  | Tons ..      | ..      | ..      | ..      | 30      | ..       | ..       | ..       | 45       | 24,221   |
|  | =No. ..      | ..      | ..      | —6      | —3,844  | ..       | ..       | ..       | ..       | ..       |
| Cow hides . . . . .  | Tons ..      | ..      | ..      | ..      | 34      | ..       | ..       | ..       | ..       | 25,448   |
|  | =No. ..      | ..      | ..      | ..      | —5,672  | ..       | ..       | ..       | ..       | ..       |
| LEATHER—<br>Hides and skins, tanned or dressed—<br>Hides, tanned or dressed—   |              |         |         |         |         |          |          |          |          |          |
| Buffalo hides . . . . .  | Tons 18      | 10      | 18      | 19      | 41      | 26,438   | 17,158   | 28,000   | 22,155   | 44,241   |
|  | =No. —3,525  | —2,732  | —2,808  | —4,168  | —5,407  | ..       | ..       | ..       | ..       | ..       |
| Other sorts . . . . .  | Tons ..      | ..      | 1       | ..      | 2       | 795      | 4,050    | 3,049    | 2,520    | 4,525    |
|  | =No. —222    | —1,501  | —1,176  | —945    | —1,448  | ..       | ..       | ..       | ..       | ..       |
| Skins Tanned or dressed  | Tons ..      | ..      | ..      | ..      | ..      | ..       | ..       | 138      | ..       | ..       |
|  | =No. ..      | ..      | —156    | ..      | ..      | ..       | ..       | ..       | ..       | ..       |
| Total Hides and skins Tanned or Dressed  | Tons 18      | 10      | 19      | 19      | 48      | 27,233   | 21,208   | 26,187   | 24,675   | 48,766   |
|  | =No. —3,747  | —4,238  | —4,135  | —5,113  | —6,850  | ..       | ..       | ..       | ..       | ..       |
| Unwrought . . . . .  | Cwts. 1,656  | 1,508   | 1,179   | 1,023   | 3,657   | 2,04,558 | 1,59,617 | 1,22,967 | 1,84,941 | 3,38,982 |
| Manufactures (excluding boots and shoes)—<br>Bags and trunks—                  | Value        | —       | —       | —       | —       | 5,469    | 5,140    | 7,495    | 6,240    | 15,429   |
| Other sorts . . . . .  | Value        | —       | —       | —       | —       | 6,816    | 8,144    | 7,166    | 7,725    | 7,039    |
| Total Leather . . . . .  | Value        | —       | —       | —       | —       | 2,44,076 | 1,94,109 | 1,69,815 | 2,23,581 | 4,10,256 |
| METALS AND ORES—<br>Brass, Bronze, etc.—<br>Wrought . . . . .                  | Cwts. 35     | 32      | 116     | 142     | 211     | 2,270    | 2,445    | 6,435    | 6,740    | 11,637   |
| Copper . . . . .   | .. 87        | 5       | 3       | ..      | ..      | 12,525   | 240      | 300      | ..       | ..       |
| Other sorts . . . . .  | Tons 3       | 13      | 57      | 40      | 67      | 36,091   | 2,420    | 10,571   | 3,064    | 11,342   |
| Total Metals and Ores . . . . .  | .. 9         | 15      | 68      | 47      | 78      | 50,886   | 5,105    | 17,306   | 16,804   | 23,029   |
| OILS—<br>Vegetable, non-essential—<br>Groundnut . . . . .                      | .. 900       | ..      | 430     | 2,700   | 20,244  | 1,200    | ..       | 720      | 2,790    | 38,388   |
| Oil cakes . . . . .  | .. ..        | ..      | ..      | 305     | ..      | ..       | ..       | ..       | 20,811   | ..       |
| PROVISIONS AND OILMAN'S STORES—<br>Pickles, chutnies, and condiments . . . . . | Cwts. 1,071  | 1,422   | 1,619   | 1,358   | 2,273   | 21,778   | 25,986   | 27,382   | 25,078   | 31,096   |
| Other sorts of provisions . . . . .  | Value        | —       | —       | —       | —       | 27,545   | 26,080   | 22,570   | 29,952   | 23,776   |
| Total Provisions and Oilman's stores . . . . .                                 | ..           | —       | —       | —       | —       | 49,323   | 51,966   | 49,952   | 55,030   | 54,872   |
| SEEDS—<br>Oil seeds—<br>Non-essential—<br>Copra or cocoanut kernel . . . . .   | Tons 18      | 30      | 23      | 43      | 30      | 8,472    | 11,785   | 7,254    | 12,597   | 9,268    |
| Groundnuts . . . . .   | .. 40        | 41      | 62      | 61      | 78      | 10,105   | 11,800   | 12,151   | 11,688   | 18,926   |
| Other sorts . . . . .  | .. ..        | 1       | 1       | 1       | 4       | 315      | 247      | 240      | 170      | 570      |
| Total Non-essential . . . . .  | .. 58        | 72      | 86      | 105     | 112     | 18,892   | 23,832   | 19,645   | 24,450   | 28,664   |
| Other sorts . . . . .  | .. 2         | 2       | 2       | 7       | 4       | 312      | 725      | 532      | 1,626    | 962      |
| Total Seeds . . . . .  | .. 60        | 74      | 88      | 112     | 116     | 19,704   | 24,117   | 20,227   | 26,076   | 29,626   |
| SOAP . . . . .   | Cwts. 12,164 | 13,711  | 14,442  | 15,584  | 20,230  | 2,05,218 | 2,14,589 | 1,98,529 | 2,10,451 | 2,48,579 |
| SPICES—<br>Cardamoms . . . . .   | .. 84        | 118     | 155     | 69      | 97      | 7,614    | 16,894   | 21,700   | 9,675    | 18,475   |
| Ginger . . . . .   | .. 436       | 239     | 253     | 118     | 71      | 11,598   | 7,626    | 6,055    | 2,370    | 1,544    |
| Pepper . . . . .   | .. 880       | 1,390   | 704     | 670     | 127     | 42,130   | 64,321   | 27,555   | 32,664   | 2,603    |
| Other sorts . . . . .  | .. 407       | 100     | 136     | 337     | 423     | 7,426    | 1,531    | 2,237    | 6,198    | 4,591    |
| Total spices . . . . .   | .. 1,777     | 1,842   | 1,248   | 1,194   | 723     | 68,818   | 89,372   | 57,607   | 51,407   | 27,213   |

## No. 13—continued

## IRAQ—continued

## EXPORTS THERE TO—continued

## INDIAN MERCHANDISE—concluded

| ARTICLES  | QUANTITY          |                  |                  |                  |                  | VALUE            |                  |                  |                  |                  |
|---|-------------------|------------------|------------------|------------------|------------------|------------------|------------------|------------------|------------------|------------------|
|   | 1931-32           | 1932-33          | 1933-34          | 1934-35          | 1935-36          | 1931-32          | 1932-33          | 1933-34          | 1934-35          | 1935-36          |
|   |                   |                  |                  |                  |                  | R                | R                | R                | R                | R                |
| TEA, BLACK . . . . . Lbs.   | 915,271           | 505,071          | 506,476          | 490,722          | 581,848          | 4,77,949         | 2,49,171         | 2,65,562         | 2,51,773         | 4,27,663         |
| <b>TEXTILES—</b>  |                   |                  |                  |                  |                  |                  |                  |                  |                  |                  |
| <b>Cotton—</b>  |                   |                  |                  |                  |                  |                  |                  |                  |                  |                  |
| Waste . . . . . Cwts.   | 1,147             | 1,728            | 2,762            | 3,126            | 4,541            | 24,839           | 20,101           | 39,657           | 65,918           | 79,521           |
| Twist and yarn . . . . . Lbs.   | 1,702,200         | 1,099,000        | 805,500          | 740,000          | 863,700          | 7,30,634         | 4,57,250         | 3,18,758         | 2,74,181         | 3,35,733         |
| <b>Manufactures—</b>  |                   |                  |                  |                  |                  |                  |                  |                  |                  |                  |
| <b>Piecegoods—</b>  |                   |                  |                  |                  |                  |                  |                  |                  |                  |                  |
| Grey (unbleached) . . . . . Yards                                       | 6,760             | 111,320          | 129,657          | 67,050           | 51,600           | 2,570            | 32,123           | 37,116           | 15,305           | 9,200            |
| White (bleached) . . . . . "  | 17,062            | 27,938           | 57,208           | 3,324            | 19,301           | 6,800            | 10,826           | 22,300           | 1,251            | 8,651            |
| Coloured, printed, or dyed . . . . . "                                  | 12,747,992        | 4,927,469        | 4,562,673        | 2,321,141        | 1,304,694        | 36,74,697        | 12,73,910        | 8,92,805         | 5,97,292         | 3,66,807         |
| <b>Total Piecegoods</b> . . . . . "                                     | <b>12,771,814</b> | <b>5,066,727</b> | <b>4,749,538</b> | <b>2,391,515</b> | <b>1,375,595</b> | <b>36,84,087</b> | <b>13,16,858</b> | <b>9,52,221</b>  | <b>6,13,848</b>  | <b>3,74,558</b>  |
| Thread, sewing . . . . . Lbs.   | 13,833            | 10,397           | 12,923           | 21,204           | 12,317           | 17,402           | 11,535           | 14,276           | 20,525           | 13,031           |
| Other sorts of manufactures . . . . . Value                             | —                 | —                | —                | —                | —                | 3,803            | 1,673            | 3,254            | 3,405            | 4,805            |
| <b>Total Cotton manufactures (including twist and yarn)</b> . . . . . " | —                 | —                | —                | —                | —                | <b>44,35,956</b> | <b>17,87,316</b> | <b>12,88,568</b> | <b>9,16,959</b>  | <b>7,28,132</b>  |
| <b>Jute—</b>  |                   |                  |                  |                  |                  |                  |                  |                  |                  |                  |
| <b>Manufactures—</b>  |                   |                  |                  |                  |                  |                  |                  |                  |                  |                  |
| Gunny-bags . . . . . No.  | 1,244,544         | 863,114          | 1,118,567        | 930,700          | 3,915,900        | 4,78,814         | 2,57,212         | 3,07,680         | 2,61,635         | 6,03,852         |
| " cloth . . . . . Yards   | 1,016,160         | 718,592          | 473,500          | 888,462          | 1,011,810        | 1,30,385         | 1,02,516         | 72,824           | 1,12,418         | 1,30,912         |
| Rope and twine . . . . . Cwts.  | 944               | 988              | 487              | 1,655            | 1,365            | 12,097           | 12,307           | 6,595            | 26,018           | 21,671           |
| Other kinds . . . . . Value   | —                 | —                | —                | —                | —                | 210              | 1,380            | 3,345            | 3,353            | 672              |
| <b>Total Jute manufactures (including twist and yarn)</b> . . . . . "   | —                 | —                | —                | —                | —                | <b>6,31,006</b>  | <b>3,78,915</b>  | <b>3,80,444</b>  | <b>4,08,424</b>  | <b>8,16,107</b>  |
| <b>WOOD AND TIMBER—</b>   |                   |                  |                  |                  |                  |                  |                  |                  |                  |                  |
| Teak wood . . . . . Cubic Tons  | 838               | 687              | 857              | 967              | 1,019            | 61,058           | 1,22,517         | 1,88,644         | 1,95,571         | 1,78,564         |
| Other kinds of wood and timber . . . . . Value                          | —                 | —                | —                | —                | —                | 31,986           | 62,123           | 26,907           | 47,562           | 35,310           |
| Manufactures of wood other than furniture and cabinet ware . . . . . "  | —                 | —                | —                | —                | —                | 10,433           | 23,974           | 68,032           | 24,973           | 11,891           |
| <b>Total Wood and Timber</b> . . . . . "                                | —                 | —                | —                | —                | —                | <b>1,03,472</b>  | <b>2,18,614</b>  | <b>2,78,583</b>  | <b>2,68,106</b>  | <b>2,25,765</b>  |
| POSTAL ARTICLES . . . . . "   | —                 | —                | —                | —                | —                | 2,91,322         | 4,64,723         | 2,11,173         | 2,03,532         | 1,59,131         |
| ALL OTHER ARTICLES OF MERCHANDISE . . . . . "                           | —                 | —                | —                | —                | —                | 4,09,573         | 5,62,631         | 3,18,026         | 4,33,346         | 4,27,376         |
| <b>GRAND TOTAL</b> . . . . . "  | —                 | —                | —                | —                | —                | <b>78,30,506</b> | <b>52,40,137</b> | <b>40,25,470</b> | <b>36,64,977</b> | <b>42,60,530</b> |

## EXPORTS THEREOF—continued

| ARTICLES  | QUANTITY |         |         |         |         | VALUE    |          |          |          |          |
|---|----------|---------|---------|---------|---------|----------|----------|----------|----------|----------|
|   | 1931-32  | 1932-33 | 1933-34 | 1934-35 | 1935-36 | 1931-32  | 1932-33  | 1933-34  | 1934-35  | 1935-36  |
|   |          |         |         |         |         | R        | R        | R        | R        | R        |
| APPAREL (including READY-MADE, UNIFORMS AND ACCOUTREMENTS, BUT excluding HOSIERY AND BOOTS AND SHOES) . . . . . Value | —        | —       | —       | —       | —       | 72,769   | 81,148   | 85,134   | 16,862   | 5,048    |
| BOOTS AND SHOES . . . Pairs   | 61,722   | 32,274  | 6,602   | 1,176   | 170     | 41,722   | 16,708   | 2,705    | 662      | 170      |
| BUILDING AND ENGINEERING MATERIALS, other than of IRON, STEEL, OR WOOD . . . . . Value                                | —        | —       | —       | —       | —       | 2,121    | 11,928   | 14,754   | 1,580    | 288      |
| CHEMICALS AND CHEMICAL PREPARATIONS (excluding CHEMICAL MANURES AND MEDICINES) . . . . .                              | —        | —       | —       | —       | —       | 5,723    | 7,151    | 7,999    | 12,831   | 12,351   |
| COAL AND COKE . . . TONS  | 1,378    | 135     | 263     | 31      | 217     | 34,995   | 3,618    | 4,049    | 885      | 5,145    |
| COFFEE . . . . . Cwts.  | 918      | ..      | ..      | ..      | ..      | 39,221   | ..       | ..       | ..       | ..       |
| CORDAGE AND ROPE OF VEGETABLE FIBRE (excluding JUTE AND COTTON) . . . . .   | ..       | 37      | 11      | 24      | 223     | ..       | 1,389    | 295      | 680      | 10,290   |
| DRUGS AND MEDICINES (excluding CHEMICAL AND NARCOTICS) . . . . . Value  | —        | —       | —       | —       | —       | 2,684    | 10,605   | 5,244    | 4,628    | 7,730    |
| FRUITS AND VEGETABLES . . . . .   | —        | —       | —       | —       | —       | 20,055   | 18,315   | 16,021   | 1,480    | 690      |
| GLASS AND GLASSWARE . . . . .   | —        | —       | —       | —       | —       | 10,712   | 9,712    | 6,640    | 3,073    | 3,394    |
| GUMS AND RESINS—  |          |         |         |         |         |          |          |          |          |          |
| Gambium or frankincense Cwts.   | 844      | 229     | 247     | 726     | 711     | 9,900    | 6,725    | 7,150    | 11,055   | 9,045    |
| Other sorts . . . . .   | 321      | 177     | 167     | 37      | 141     | 11,680   | 7,451    | 3,771    | 1,103    | 2,912    |
| Total Gums and Resins . . . . .   | 665      | 406     | 514     | 778     | 852     | 21,580   | 14,156   | 10,921   | 12,158   | 11,957   |
| HARDWARE (excluding CUTLERY AND ENAMEL-PLATED WARE) . . . . . Value   | —        | —       | —       | —       | —       | 87,382   | 36,241   | 64,470   | 37,927   | 25,683   |
| INSTRUMENTS, APPARATUS, AND APPLIANCES, AND PARTS THEREOF—  |          |         |         |         |         |          |          |          |          |          |
| Electrical . . . . .  | —        | —       | —       | —       | —       | 11,373   | 4,388    | 12,646   | 10,192   | 10,290   |
| Other kinds . . . . .   | —        | —       | —       | —       | —       | 2,422    | 1,671    | 10,316   | 2,366    | 2,405    |
| Total Instruments, etc. . . . .   | —        | —       | —       | —       | —       | 14,795   | 6,059    | 22,962   | 12,558   | 12,695   |
| MACHINERY AND MILLWORK . . . . .  | —        | —       | —       | —       | —       | 10,161   | 20,024   | 9,111    | 14,310   | 10,417   |
| METALS AND ORES—  |          |         |         |         |         |          |          |          |          |          |
| Iron or Steel . . . . . TONS  | 7        | 23      | 117     | 77      | 90      | 3,192    | 6,207    | 19,581   | 15,744   | 16,503   |
| Tin, unwrought . . . . . Cwts.  | 184      | 97      | 26      | ..      | 55      | 21,450   | 9,370    | 2,042    | ..       | 2,950    |
| Others . . . . . TONS   | 37       | 39      | 55      | 78      | 69      | 80,437   | 84,862   | 1,92,714 | 1,84,551 | 1,67,692 |
| Total Metals and Ores . . . . .   | 58       | 67      | 178     | 155     | 162     | 1,05,079 | 1,00,439 | 1,94,337 | 2,00,295 | 1,98,145 |
| OILS—   |          |         |         |         |         |          |          |          |          |          |
| MINERAL . . . . . Gals.   | 25,250   | 20,139  | 33,703  | 23,404  | 12,297  | 71,954   | 57,470   | 95,057   | 71,896   | 27,710   |
| Other sorts . . . . .   | 760      | 25      | 762     | 37      | 1       | 1,350    | 97       | 1,309    | 50       | 100      |
| Total Oils . . . . .  | 26,010   | 20,164  | 34,465  | 23,441  | 12,298  | 73,304   | 57,567   | 96,366   | 71,946   | 27,810   |

## No. 13—continued

## IRAQ—concluded

## EXPORTS THERETO—concluded

## FOREIGN MERCHANDISE—continued

| ARTICLES   | QUANTITY  |           |           |           |           | VALUE       |           |           |           |           |
|--|-----------|-----------|-----------|-----------|-----------|-------------|-----------|-----------|-----------|-----------|
|  | 1931-32   | 1932-33   | 1933-34   | 1934-35   | 1935-36   | 1931-32     | 1932-33   | 1933-34   | 1934-35   | 1935-36   |
| <b>RUBBER—</b>   |           |           |           |           |           | R           | R         | R         | R         | R         |
| Manufactures . . . . . Value                                     | —         | —         | —         | —         | —         | 14,18,949   | 5,98,641  | 10,285    | 15,094    | 10,566    |
| STIONS . . . . . Cwts.   | 486       | 977       | 933       | 113       | 3,000     | 21,543      | 40,648    | 25,790    | 1,997     | 60,050    |
| <b>SUGAR—</b>  |           |           |           |           |           |             |           |           |           |           |
| Sugar 23 D. B. and above Tons.                                   | 490       | 36        | 103       | 24        | 24        | 1,26,817    | 4,150     | 16,550    | 8,500     | 3,200     |
| <b>TEXTILES—</b>   |           |           |           |           |           |             |           |           |           |           |
| <b>Cotton—</b>   |           |           |           |           |           |             |           |           |           |           |
| Twist and yarn . . . . . Lbs.                                    | 25,772    | 8,600     | 8,100     | 17,000    | 59,500    | 27,148      | 8,050     | 7,160     | 14,250    | 61,203    |
| Manufactures—  |           |           |           |           |           |             |           |           |           |           |
| Handkerchiefs and Shawls in the piece . . . . . No.              | 18,300    | 10,800    | 32,616    | ..        | ..        | 1,675       | 1,620     | 12,563    | ..        | ..        |
| <b>Piecegoods—</b>   |           |           |           |           |           |             |           |           |           |           |
| Grey (unbleached) . . . . . Yards                                | 2,778,100 | 2,979,400 | 1,448,800 | 1,207,700 | 825,000   | 6,82,257    | 6,89,213  | 2,52,320  | 3,06,200  | 1,60,475  |
| White (bleached) . . . . . "                                     | 875,418   | 966,167   | 1,302,402 | 265,668   | 118,634   | 79,935      | 1,80,067  | 2,70,655  | 53,795    | 23,837    |
| Coloured, printed, or dyed . . . . . "                           | 852,827   | 2,351,186 | 2,275,327 | 375,665   | 364,096   | 1,73,694    | 4,28,362  | 4,81,991  | 70,465    | 65,700    |
| Total Piecegoods . . . . . "                                     | 4,001,355 | 6,296,753 | 5,021,529 | 1,849,031 | 1,307,730 | 8,36,486    | 12,97,642 | 11,04,966 | 4,30,460  | 2,59,012  |
| Other sorts of manufactures . . . . . Value                      | —         | —         | —         | —         | —         | 11,540      | 4,218     | 2,062     | 1,473     | 946       |
| Total Cotton manufactures (including twist and yarn) . . . . . " | —         | —         | —         | —         | —         | 9,26,549    | 18,06,580 | 11,27,756 | 4,46,183  | 3,21,161  |
| Haberdashery and Millinery . . . . . "                           | —         | —         | —         | —         | —         | 21,812      | 17,473    | 9,459     | 6,940     | 5,710     |
| <b>Silk—</b>   |           |           |           |           |           |             |           |           |           |           |
| Manufactures—  |           |           |           |           |           |             |           |           |           |           |
| Piecegoods . . . . . Yards                                       | 18,336    | 15,249    | 30,211    | 1,250     | ..        | 16,474      | 12,530    | 80,220    | 600       | ..        |
| Other sorts . . . . . Value                                      | —         | —         | —         | —         | —         | ..          | ..        | 300       | 9,500     | ..        |
| Total Silk manufactures . . . . . "                              | —         | —         | —         | —         | —         | 16,474      | 12,530    | 20,520    | 10,100    | ..        |
| Other textiles—  |           |           |           |           |           |             |           |           |           |           |
| Manufactures . . . . . "   | —         | —         | —         | —         | —         | 4,56,432    | 2,50,543  | 8,73,380  | 11,04,225 | 7,83,183  |
| <b>WOOD AND TIMBER—</b>  |           |           |           |           |           |             |           |           |           |           |
| Teak wood . . . . . Cubic Tons.                                  | ..        | ..        | 9         | 99        | 51        | ..          | ..        | 2,106     | 12,911    | 8,281     |
| Other kinds of wood and Timber . . . . . Value                   | —         | —         | —         | —         | —         | ..          | ..        | 4,809     | 5,783     | 3,421     |
| Total of Wood and Timber . . . . . "                             | —         | —         | —         | —         | —         | ..          | ..        | 6,914     | 18,694    | 11,702    |
| <b>POSTAL ARTICLES . . . . . "</b>                               | —         | —         | —         | —         | —         | 1,00,596    | 21,745    | ..        | 7,863     | ..        |
| <b>ALL OTHER ARTICLES OF MERCHANDISE . . . . . "</b>             | —         | —         | —         | —         | —         | 69,148      | 50,016    | 60,257    | 69,239    | 62,207    |
| <b>GRAND TOTAL . . . . . "</b>                                   | —         | —         | —         | —         | —         | 36,51,586   | 26,52,863 | 26,01,249 | 20,79,670 | 15,94,534 |
| <b>GRAND TOTAL OF INDIAN AND FOREIGN MERCHANDISE . . . . . "</b> | —         | —         | —         | —         | —         | 1,15,42,691 | 78,92,999 | 68,26,719 | 57,44,647 | 58,55,064 |

MASKAT TERRITORY AND TRUCIAL OMAN

IMPORTS THEREFROM

| ARTICLES  | QUANTITY      |               |               |               |               | VALUE            |                  |                  |                  |                  |
|---|---------------|---------------|---------------|---------------|---------------|------------------|------------------|------------------|------------------|------------------|
|   | 1931-32       | 1932-33       | 1933-34       | 1934-35       | 1935-36       | 1931-32          | 1932-33          | 1933-34          | 1934-35          | 1935-36          |
| <b>FISH (excluding CANNED FISH)—</b>  |               |               |               |               |               | R                | R                | R                | R                | R                |
| Fish, dry, salted . . . Cwts.   | 26,808        | 17,341        | 472           | 843           | 818           | 1,73,792         | 1,48,682         | 5,388            | 5,764            | 5,770            |
| Fishmaws and sharkfins . . .  | 4,517         | 3,949         | 4,971         | 2,538         | 3,690         | 50,500           | 20,288           | 20,607           | 10,068           | 14,520           |
| Fish, wet, salted . . .   | 121           | 12,191        | 31,242        | 14,910        | 21,820        | 1,110            | 67,670           | 1,89,968         | 1,22,159         | 1,88,210         |
| Fish, other sorts . . .   | 1,375         | 186           | 49            | 67            | 14            | 6,139            | 1,288            | 607              | 875              | 165              |
| <b>Total Fish (excluding canned fish)</b>   | <b>32,816</b> | <b>33,017</b> | <b>36,634</b> | <b>18,358</b> | <b>26,342</b> | <b>2,31,650</b>  | <b>2,32,778</b>  | <b>2,14,570</b>  | <b>1,88,861</b>  | <b>2,08,665</b>  |
| <b>FRUITS AND VEGETABLES—</b>   |               |               |               |               |               |                  |                  |                  |                  |                  |
| Fresh fruits and vegetables . . . Value   | —             | —             | —             | —             | —             | 84,414           | 21,079           | 15,789           | 24,460           | 27,316           |
| Fruits and vegetables: dried, salted, or preserved, not being canned or bottled—                    |               |               |               |               |               |                  |                  |                  |                  |                  |
| Dates . . . Tons  | 8,311         | 7,188         | 7,909         | 9,002         | 9,006         | 16,39,771        | 12,90,856        | 10,91,902        | 11,12,986        | 10,51,452        |
| Other sorts . . . Value   | —             | —             | —             | —             | —             | 14,238           | 3,548            | 3,884            | 2,659            | 5,542            |
| <b>Total Fruits and Vegetables</b>  | <b>—</b>      | <b>—</b>      | <b>—</b>      | <b>—</b>      | <b>—</b>      | <b>16,83,423</b> | <b>13,21,493</b> | <b>11,11,525</b> | <b>11,40,095</b> | <b>10,84,310</b> |
| <b>GUMS AND RESINS—</b>   |               |               |               |               |               |                  |                  |                  |                  |                  |
| Olibanum or frankincense Cwts.  | 7,997         | 10,158        | 11,746        | 6,205         | 8,419         | 81,181           | 98,437           | 1,25,218         | 66,337           | 84,280           |
| Other sorts . . .   | —             | 302           | 186           | 146           | 19            | 11               | 5,396            | 3,496            | 3,279            | 416              |
| <b>Total Gums and Resins</b>  | <b>7,997</b>  | <b>10,465</b> | <b>11,932</b> | <b>6,351</b>  | <b>8,438</b>  | <b>81,142</b>    | <b>1,03,833</b>  | <b>1,28,713</b>  | <b>69,616</b>    | <b>84,696</b>    |
| <b>HAIR AND MANUFACTURES OF HAIR—</b>   |               |               |               |               |               |                  |                  |                  |                  |                  |
| Hair of all kinds . . .   | 830           | 780           | 593           | 608           | 795           | 16,097           | 11,615           | 9,684            | 10,607           | 14,445           |
| <b>HIDES AND SKINS, RAW—</b>  |               |               |               |               |               |                  |                  |                  |                  |                  |
| Hides, raw . . . Tons   | —             | 1             | —             | 6             | —             | —                | —                | —                | —                | —                |
| — No.   | —233          | —240          | —116          | —344          | —344          | 645              | 750              | 243              | 2,423            | 1,010            |
| Skins, raw . . . Tons   | 14            | 5             | 12            | 29            | 35            | —                | —                | —                | —                | —                |
| — No.   | —16,146       | —5,911        | —8,008        | —24,753       | —17,747       | 11,255           | 2,416            | 5,178            | 13,479           | 13,538           |
| <b>Total Hides and Skins, raw</b>   | <b>14</b>     | <b>6</b>      | <b>12</b>     | <b>35</b>     | <b>25</b>     | <b>11,800</b>    | <b>9,166</b>     | <b>5,416</b>     | <b>15,907</b>    | <b>14,548</b>    |
| <b>MANURES—</b>   |               |               |               |               |               |                  |                  |                  |                  |                  |
| Fish Manures . . . Tons   | 1,411         | 1,526         | 641           | 827           | 1,175         | 1,19,929         | 1,16,869         | 42,945           | 69,987           | 87,920           |
| Other sorts . . .   | 125           | 80            | 5             | 31            | —             | 9,730            | 1,482            | 257              | 642              | —                |
| <b>Total Manures</b>  | <b>1,536</b>  | <b>1,556</b>  | <b>646</b>    | <b>858</b>    | <b>1,175</b>  | <b>1,29,659</b>  | <b>1,18,351</b>  | <b>43,202</b>    | <b>70,629</b>    | <b>87,920</b>    |
| <b>PAINTS AND PAINTERS' MATERIALS</b> . . . Value   | —             | —             | —             | —             | —             | 4,041            | 3,958            | 6,074            | 6,524            | 14,245           |
| <b>PRECIOUS STONES AND PEARLS, UNSH—</b>  |               |               |               |               |               |                  |                  |                  |                  |                  |
| Pearls . . .  | —             | —             | —             | —             | —             | 4,85,391         | 4,64,900         | 6,55,476         | 5,86,238         | 5,22,276         |
| <b>PROVISIONS AND OILMAN'S STORES (including FISH AND FRUITS AND VEGETABLES CANNED OR BOTTLED)—</b> |               |               |               |               |               |                  |                  |                  |                  |                  |
| Gbl . . . Cwts.   | 620           | 243           | 109           | 4             | 91            | 30,862           | 11,298           | 5,164            | 1,355            | 3,488            |
| Other sorts of provisions Value   | —             | —             | —             | —             | —             | 1,159            | 741              | 1,864            | 1,260            | 673              |
| <b>Total Provisions and Oilman's Stores</b>   | <b>—</b>      | <b>—</b>      | <b>—</b>      | <b>—</b>      | <b>—</b>      | <b>32,020</b>    | <b>12,039</b>    | <b>7,028</b>     | <b>2,615</b>     | <b>4,161</b>     |
| <b>TEXTILES—</b>  |               |               |               |               |               |                  |                  |                  |                  |                  |
| <b>Wool—</b>  |               |               |               |               |               |                  |                  |                  |                  |                  |
| Raw . . . Lbs.  | 58,364        | 56,504        | 34,868        | 27,554        | 68,653        | 11,805           | 11,676           | 6,365            | 5,758            | 12,745           |
| <b>POSTAL ARTICLES NOT SPECIFIED</b> . . . Value  | —             | —             | —             | —             | —             | 2,023            | 1,002            | 426              | 845              | 1,923            |
| <b>ALL OTHER ARTICLES OF MERCHANDISE</b>  | —             | —             | —             | —             | —             | 40,788           | 58,742           | 60,422           | 54,016           | 41,923           |
| <b>GRAND TOTAL</b>  | <b>—</b>      | <b>—</b>      | <b>—</b>      | <b>—</b>      | <b>—</b>      | <b>27,34,754</b> | <b>28,43,442</b> | <b>22,48,901</b> | <b>21,01,741</b> | <b>20,91,867</b> |

No. 13—continued

## MASKAT TERRITORY AND TRUCIAL OMAN—continued

## EXPORTS THERETO

## INDIAN MERCHANDISE

| ARTICLES  | QUANTITY |         |         |         |         | VALUE     |           |           |           |           |
|---|----------|---------|---------|---------|---------|-----------|-----------|-----------|-----------|-----------|
|   | 1981-82  | 1982-83 | 1983-84 | 1984-85 | 1985-86 | 1981-82   | 1982-83   | 1983-84   | 1984-85   | 1985-86   |
|   |          |         |         |         |         | R         | R         | R         | R         | R         |
| APPAREL (including DRAPERY, UNIFORMS, ACCOUTREMENTS, BUT excluding HOSIERY AND BOOTS AND SHOES) . . . Value | —        | —       | —       | —       | —       | 1,895     | 10,915    | 29,976    | 39,840    | 12,080    |
| BOOTS AND SHOES . . . Pairs   | 6,981    | 9,306   | 5,156   | 18,815  | 9,930   | 10,162    | 12,754    | 4,467     | 22,454    | 5,708     |
| COIR, MANUFACTURED (excluding ROPE) . . . Cwts.   | 640      | 1,860   | 840     | 890     | 1,600   | 9,607     | 16,047    | 6,738     | 6,363     | 11,804    |
| CORDAGE AND ROPE OF VEGETABLE FIBRE (excluding JUTE AND COTTON) . . .                                       | 1,501    | 2,802   | 961     | 2,561   | 2,384   | 28,674    | 27,152    | 8,808     | 21,538    | 16,040    |
| DYEING AND TANNING SUBSTANCES—  |          |         |         |         |         |           |           |           |           |           |
| Turmeric . . . L. "   | 1,207    | 1,462   | 1,545   | 1,362   | 1,840   | 22,625    | 24,228    | 27,368    | 28,275    | 21,526    |
| FRUITS AND VEGETABLES—  |          |         |         |         |         |           |           |           |           |           |
| Fresh fruits and vegetables . . . Value   | —        | —       | —       | —       | —       | 11,146    | 18,253    | 28,477    | 23,167    | 18,530    |
| Fruits and vegetables: dried, salted, or preserved, all sorts . . . Tons                                    | 109      | 321     | 193     | 100     | 111     | 21,512    | 48,168    | 21,131    | 10,299    | 12,994    |
| Total Fruits and Vegetables . . . Value   | —        | —       | —       | —       | —       | 32,659    | 56,421    | 49,608    | 33,466    | 31,524    |
| GRAIN, PULSE AND FLOUR—   |          |         |         |         |         |           |           |           |           |           |
| Barley . . . Tons   | 59       | 146     | 18      | 48      | 38      | 4,730     | 11,131    | 1,325     | 3,145     | 2,702     |
| Jowar and bajra . . . "   | 532      | 861     | 337     | 246     | 509     | 48,151    | 80,410    | 27,313    | 24,240    | 48,531    |
| Pulse . . . "   | 128      | 99      | 151     | 154     | 86      | 16,030    | 11,641    | 17,154    | 17,068    | 9,937     |
| Rice not in the husk—   |          |         |         |         |         |           |           |           |           |           |
| Bolled rice . . . "   | 17,773   | 20,986  | 15,412  | 18,008  | 17,234  | 21,35,275 | 28,75,168 | 15,60,927 | 18,01,707 | 17,24,093 |
| Cleaned rice . . . "  | 902      | 653     | 1,121   | 1,668   | 1,495   | 1,36,316  | 85,469    | 1,25,748  | 1,68,655  | 1,54,221  |
| Broken cleaned rice . . . "   | 137      | 210     | 197     | 321     | 148     | 11,266    | 17,501    | 16,500    | 19,044    | 11,683    |
| Other sorts . . . "   | —        | —       | —       | —       | 24      | —         | —         | 20        | —         | 2,862     |
| Total Rice not in the husk . . .  | 18,917   | 21,849  | 16,730  | 19,997  | 18,901  | 22,82,857 | 24,78,138 | 17,02,190 | 19,84,406 | 18,92,559 |
| Wheat . . . "   | 830      | 387     | 327     | 347     | 223     | 70,659    | 36,212    | 30,080    | 30,119    | 20,037    |
| Wheat flour . . . "   | 3,114    | 2,708   | 2,095   | 2,007   | 1,864   | 2,89,703  | 2,68,206  | 2,02,517  | 1,82,046  | 1,76,706  |
| Other sorts . . . "   | 75       | 98      | 119     | 65      | 42      | 6,542     | 8,007     | 10,860    | 5,842     | 3,751     |
| Total Grain, Pulse and Flour . . .  | 23,555   | 25,649  | 19,777  | 22,361  | 21,668  | 27,18,671 | 28,39,345 | 19,91,239 | 22,47,266 | 21,54,523 |
| HARDWARE AND CUTLERY, including PLATED WARE . . . Value   | —        | —       | —       | —       | —       | 15,089    | 13,536    | 10,385    | 13,101    | 16,731    |



MASKAT TERRITORY AND TRUCIAL OMAN—continued

EXPORTS THERETO—continued

INDIAN MERCHANDISE—continued

| ARTICLES,                                     | QUANTITY      |               |               |               |               | VALUE         |               |               |               |               |
|---|---------------|---------------|---------------|---------------|---------------|---------------|---------------|---------------|---------------|---------------|
|   | 1931-32       | 1932-33       | 1933-34       | 1934-35       | 1935-36       | 1931-32       | 1932-33       | 1933-34       | 1934-35       | 1935-36       |
|   |               |               |               |               |               | ₹             | ₹             | ₹             | ₹             | ₹             |
| <b>METALS AND ORES—</b>                       |               |               |               |               |               |               |               |               |               |               |
| Iron or steel . . . Tons                      | 48            | 32            | 29            | 19            | 26            | 12,771        | 9,652         | 8,481         | 7,844         | 9,399         |
| Metals, unenumerated . . . Gwts.              | 1             | 40            | 59            | 43            | 80            | 2,410         | 3,920         | 1,827         | 4,120         | 2,252         |
| <b>Total Metals and ores . . . Tons</b>       | <b>48</b>     | <b>34</b>     | <b>32</b>     | <b>21</b>     | <b>30</b>     | <b>15,181</b> | <b>11,572</b> | <b>10,808</b> | <b>11,974</b> | <b>11,651</b> |
| <b>OILS—</b>                                  |               |               |               |               |               |               |               |               |               |               |
| <b>Vegetable, non-essential—</b>              |               |               |               |               |               |               |               |               |               |               |
| Sesamum (til or jinjil) Gals.                 | 20,854        | 33,973        | 44,716        | 29,006        | 35,474        | 34,756        | 53,941        | 65,465        | 39,760        | 49,301        |
| Other sorts . . . "                           | 5,627         | 3,324         | 10,118        | 3,112         | 5,495         | 8,858         | 12,709        | 10,841        | 8,810         | 8,403         |
| <b>Total Vegetable, non-essential . . . "</b> | <b>26,481</b> | <b>42,297</b> | <b>54,834</b> | <b>38,018</b> | <b>40,969</b> | <b>43,614</b> | <b>66,650</b> | <b>76,306</b> | <b>48,570</b> | <b>57,704</b> |
| Other kinds . . . "                           |               |               | 12            | 6             | 124           |               |               | 18            | 30            | 153           |
| <b>Total Oils . . . "</b>                     | <b>26,481</b> | <b>42,297</b> | <b>54,846</b> | <b>38,024</b> | <b>41,093</b> | <b>43,614</b> | <b>66,650</b> | <b>76,324</b> | <b>48,600</b> | <b>57,857</b> |
| <b>SEEDS—</b>                                 |               |               |               |               |               |               |               |               |               |               |
| <b>Oil-seeds—</b>                             |               |               |               |               |               |               |               |               |               |               |
| <b>Essential—</b>                             |               |               |               |               |               |               |               |               |               |               |
| Cumin (other than black) . . . TONS           | 25            | 7             | 15            | 16            | 66            | 14,825        | 1,820         | 5,727         | 6,607         | 22,944        |
| Other sorts . . . "                           | 15            | 11            | 15            | 7             | 14            | 6,596         | 4,617         | 4,569         | 3,132         | 4,662         |
| <b>Total Seeds, essential . . . "</b>         | <b>40</b>     | <b>18</b>     | <b>30</b>     | <b>23</b>     | <b>80</b>     | <b>21,421</b> | <b>6,437</b>  | <b>10,296</b> | <b>9,739</b>  | <b>27,606</b> |
| <b>Non essential—</b>                         |               |               |               |               |               |               |               |               |               |               |
| Sesamum (til or jinjil) . . . "               | 11            | 14            | 10            | 11            | 61            | 3,451         | 4,395         | 4,001         | 3,342         | 17,764        |
| Other sorts . . . "                           | 9             | 32            | 37            | 32            | 29            | 3,386         | 4,395         | 6,844         | 6,664         | 6,656         |
| <b>Total seeds, non-essential . . . "</b>     | <b>20</b>     | <b>36</b>     | <b>47</b>     | <b>43</b>     | <b>90</b>     | <b>6,837</b>  | <b>8,790</b>  | <b>10,845</b> | <b>9,906</b>  | <b>24,420</b> |
| Other than oil-seeds . . . "                  | 1             |               |               |               |               | 385           | 185           | 248           | 80            | 151           |
| <b>Total Seeds . . . "</b>                    | <b>61</b>     | <b>44</b>     | <b>77</b>     | <b>66</b>     | <b>178</b>    | <b>27,643</b> | <b>15,922</b> | <b>21,479</b> | <b>19,085</b> | <b>52,177</b> |
| <b>SPICES—</b>                                |               |               |               |               |               |               |               |               |               |               |
| Cardamoms . . . Gwts.                         | 39            | 48            | 55            | 46            | 80            | 7,880         | 8,517         | 10,340        | 7,585         | 12,460        |
| Pepper . . . "                                | 184           | 239           | 77            | 214           | 36            | 12,670        | 11,631        | 3,919         | 9,953         | 1,190         |
| Other sorts . . . "                           | 601           | 697           | 558           | 803           | 807           | 12,890        | 13,521        | 10,674        | 13,357        | 13,232        |
| <b>Total Spices . . . "</b>                   | <b>824</b>    | <b>984</b>    | <b>690</b>    | <b>1,063</b>  | <b>923</b>    | <b>33,440</b> | <b>33,669</b> | <b>24,933</b> | <b>30,894</b> | <b>26,882</b> |

No. 13—continued

## MASKAT TERRITORY AND TRUCIAL OMAN—continued

## EXPORTS THERE TO—continued

## INDIAN MERCHANDISE—concluded

| ARTICLES  | QUANTITY  |           |           |           |           | VALUE     |           |           |            |           |
|---|-----------|-----------|-----------|-----------|-----------|-----------|-----------|-----------|------------|-----------|
|   | 1931-32   | 1932-33   | 1933-34   | 1934-35   | 1935-36   | 1931-32   | 1932-33   | 1933-34   | 1934-35    | 1935-36   |
| TALLOW AND STEARINE<br>(including GREASE AND<br>ANIMAL FAT) . . . Owds. | 1,014     | 539       | 646       | 428       | 374       | 30,222    | 16,061    | 15,569    | 10,028     | 10,877    |
| TEA, BLACK . . . Lbs.   | 89,271    | 129,474   | 118,159   | 204,127   | 13,231    | 39,546    | 37,722    | 61,058    | 37,069     | 7,248     |
| TEXTILES—   |           |           |           |           |           |           |           |           |            |           |
| Cotton—   |           |           |           |           |           |           |           |           |            |           |
| Twist and yarn . . . "  | 182,976   | 140,270   | 141,310   | 121,052   | 103,655   | 1,20,845  | 89,171    | 78,909    | 71,400     | 60,190    |
| Manufactures—   |           |           |           |           |           |           |           |           |            |           |
| Piecegoods—   |           |           |           |           |           |           |           |           |            |           |
| Grey (unbleached) Yards   | 88,682    | 20,310    | 22,580    | 35,500    | 61,600    | 25,888    | 7,130     | 6,550     | 9,623      | 13,649    |
| White (bleached) . . . "  | 4,700     | ..        | 3,000     | 7,200     | ..        | 881       | ..        | 600       | 850        | ..        |
| Coloured, printed, or<br>dyed . . . . . "                               | 3,098,971 | 1,374,443 | 2,036,282 | 1,778,008 | 1,698,698 | 6,01,881  | 2,34,155  | 4,07,135  | 3,75,288   | 3,17,847  |
| Total Piecegoods . . . "  | 3,187,309 | 1,394,753 | 2,062,212 | 1,815,708 | 1,655,298 | 7,18,045  | 2,91,286  | 4,14,285  | 3,85,756   | 3,41,496  |
| Other sorts of manufac-<br>tures . . . Value                            | —         | —         | —         | —         | —         | 37,719    | 29,489    | 22,087    | 23,308     | 19,637    |
| Total Cotton manufactures<br>(including twist and<br>yarn) . . . . . "  | —         | —         | —         | —         | —         | 8,76,609  | 4,08,945  | 5,15,881  | 4,80,464   | 4,21,323  |
| Haberdashery and millinery,<br>Hemp (chiefly Sane), raw Ows.            | 2,790     | 2,212     | 1,547     | 652       | 1,056     | 2,600     | 2,720     | 4,718     | 13,<br>831 | 5,200     |
| Hemp (chiefly Sane), raw Ows.   | 2,790     | 2,212     | 1,547     | 652       | 1,056     | 35,323    | 23,326    | 18,418    | 7,687      | 14,035    |
| Jute—   |           |           |           |           |           |           |           |           |            |           |
| Manufactures—   |           |           |           |           |           |           |           |           |            |           |
| Gunny bags . . . No.  | 151,350   | 157,675   | 119,945   | 139,050   | 149,350   | 46,705    | 39,165    | 30,475    | 36,618     | 38,293    |
| Other kinds . . . Value   | —         | —         | —         | —         | —         | 5,790     | 3,924     | 3,261     | 2,577      | 2,373     |
| Total Jute manufactures<br>(including twist and<br>yarn) . . . . . "    | —         | —         | —         | —         | —         | 51,495    | 43,089    | 33,736    | 39,195     | 40,666    |
| Woolen Manufactures . Value   | —         | —         | —         | —         | —         | 1,800     | 1,346     | 7,000     | 10,750     | 20,141    |
| TOBACCO . . . Lbs.  | 54,357    | 50,678    | 28,613    | 39,088    | 21,746    | 15,517    | 20,093    | 8,762     | 9,420      | 7,393     |
| WOOD AND TIMBER . Value   | —         | —         | —         | —         | —         | 9,011     | 19,282    | 13,054    | 16,660     | 17,078    |
| FOSSIL ARTICLES . . . "   | —         | —         | —         | —         | —         | 35,486    | 34,611    | 29,764    | 28,504     | 20,302    |
| ALL OTHER ARTICLES OF<br>MERCHANDISE . . . . . "                        | —         | —         | —         | —         | —         | 55,476    | 57,251    | 71,549    | 59,282     | 49,052    |
| GRAND TOTAL . . . . . "   | —         | —         | —         | —         | —         | 41,18,215 | 37,98,277 | 30,88,792 | 32,75,139  | 30,32,621 |

● MASKAT TERRITORY AND TRUCIAL OMAN—continued

EXPORTS THERETO—continued

FOREIGN MERCHANDISE

| ARTICLES   | QUANTITY  |           |           |           |           | VALUE    |          |          |          |          |
|--|-----------|-----------|-----------|-----------|-----------|----------|----------|----------|----------|----------|
|  | 1931-32   | 1932-33   | 1933-34   | 1934-35   | 1935-36   | 1931-32  | 1932-33  | 1933-34  | 1934-35  | 1935-36  |
| COFFEE . . . . . Cwts.   | 343       | ..        | ..        | ..        | ..        | 13,523   | ..       | ..       | ..       | ..       |
| GLASS AND GLASS WARE . Value   | —         | —         | —         | —         | —         | 4,307    | 4,151    | 4,521    | 10,904   | 6,579    |
| HARDWARE (excluding<br>CUTLERY AND ELECTRO-<br>PLATED WARE) . . . . . "  | —         | —         | —         | —         | —         | 9,583    | 8,477    | 12,535   | 21,317   | 8,771    |
| LIQUORS . . . . . Gals.  | 1,457     | 704       | 765       | 523       | 1,129     | 9,569    | 8,340    | 14,377   | 14,533   | 13,106   |
| METALS AND ORES—   |           |           |           |           |           |          |          |          |          |          |
| Iron or Steel . . . . . Tons   | 41        | 34        | 45        | 67        | 74        | 12,411   | 9,581    | 12,292   | 17,254   | 16,171   |
| Others . . . . . "   | 17        | 15        | 15        | 22        | 13        | 14,265   | 10,980   | 13,499   | 23,099   | 16,833   |
| Total Metals and Ores . . . . . "  | 58        | 49        | 60        | 89        | 87        | 26,676   | 20,561   | 25,791   | 41,253   | 33,004   |
| OILS . . . . . Gals.   | 1,471     | 1,600     | 882       | 23,041    | 3,141     | 2,505    | 3,015    | 1,014    | 12,311   | 2,754    |
| PRECIOUS STONES AND<br>PEARLS, UNSET . . . . . Value                     | —         | —         | —         | —         | —         | 23,000   | 74,100   | 66,600   | 78,483   | 41,200   |
| SEEDS . . . . . Tons   | 5         | 23        | 9         | ..        | ..        | 1,893    | 11,073   | 2,311    | ..       | ..       |
| SPICES . . . . . Cwts.   | 143       | 451       | 292       | 86        | 1,333     | 3,306    | 12,316   | 8,256    | 2,340    | 25,624   |
| SUGAR—   |           |           |           |           |           |          |          |          |          |          |
| 23 Dutch Standard and<br>above . . . . . "                               | 830       | 1,130     | 1,396     | 781       | 1,205     | 1,23,284 | 1,30,225 | 3,52,333 | 1,01,944 | 2,47,716 |
| Other sorts . . . . . "  | 2         | ..        | ..        | ..        | 17        | 200      | ..       | ..       | ..       | 2,250    |
| Total Sugar . . . . . "  | 832       | 1,130     | 1,396     | 781       | 1,212     | 1,23,484 | 1,30,225 | 3,52,333 | 1,01,944 | 2,49,966 |
| TEA—   |           |           |           |           |           |          |          |          |          |          |
| Black . . . . . Lbs.   | 2,232     | 1,559     | 14,424    | 4,813     | ..        | 1,325    | 1,072    | 10,270   | 3,166    | ..       |
| TEXTILES—  |           |           |           |           |           |          |          |          |          |          |
| Cotton—  |           |           |           |           |           |          |          |          |          |          |
| Twist and Yarn . . . . . "   | 17,600    | 14,020    | 47,533    | 57,133    | 9,800     | 12,295   | 3,785    | 33,942   | 34,673   | 8,340    |
| Manufactures—  |           |           |           |           |           |          |          |          |          |          |
| Hosiery . . . . . Value  | —         | —         | —         | —         | —         | 6,599    | 2,605    | 3,423    | 10,235   | 9,476    |
| Piecegoods—  |           |           |           |           |           |          |          |          |          |          |
| Grey (unbleached) Yards  | 314,359   | 536,736   | 304,463   | 532,322   | 551,643   | 60,220   | 1,19,274 | 2,05,217 | 1,33,259 | 95,487   |
| White (bleached) . . . . . "   | 534,096   | 369,110   | 452,810   | 417,187   | 217,796   | 1,12,323 | 77,062   | 99,571   | 77,866   | 42,044   |
| Coloured, printed,<br>or dyed . . . . . "                                | 2,067,204 | 1,729,905 | 1,656,836 | 645,679   | 777,147   | 5,57,523 | 3,76,245 | 3,66,070 | 1,50,549 | 1,70,091 |
| Total Piecegoods . . . . . "   | 2,935,749 | 2,635,801 | 2,914,109 | 1,625,788 | 1,546,586 | 7,30,066 | 5,72,581 | 6,70,856 | 3,01,474 | 3,07,622 |
| Other sorts of manufac-<br>tures . . . . . Value                         | —         | —         | —         | —         | —         | 400      | 3,000    | 1,119    | 206      | 5,123    |
| Total Cotton manufac-<br>tures (including<br>twist and yarn) . . . . . " | —         | —         | —         | —         | —         | 7,49,290 | 5,86,977 | 7,09,344 | 4,06,588 | 3,30,570 |
| HABERDASHERY AND MILLI-<br>NERY . . . . . "                              | —         | —         | —         | —         | —         | 31,360   | 31,930   | 37,510   | 34,445   | 29,376   |

No. 13—continued

## MASKAT TERRITORY AND TRUCIAL OMAN—concluded

## EXPORTS THERE TO—concluded

## FOREIGN MERCHANDISE—continued

| ARTICLES  | QUANTITY |         |         |         |         | VALUE     |           |           |           |           |
|---|----------|---------|---------|---------|---------|-----------|-----------|-----------|-----------|-----------|
|   | 1931-32  | 1932-33 | 1933-34 | 1934-35 | 1935-36 | 1931-32   | 1932-33   | 1933-34   | 1934-35   | 1935-36   |
| TEXTILES—continued                                  |          |         |         |         |         | R         | R         | R         | R         | R         |
| Silk—   |          |         |         |         |         |           |           |           |           |           |
| Manufactures—                                       |          |         |         |         |         |           |           |           |           |           |
| Silk yarn, nolls, and<br>warps . . . . . Lbs.       | 3,080    | 3,044   | 7,817   | 5,776   | 6,071   | 14,868    | 17,080    | 25,188    | 21,080    | 21,729    |
| Plecegoods] . . . . . Yards                         | 1,000    | 400     | 3,782   | 12,338  | 212,766 | 800       | 600       | 1,638     | 8,160     | 1,04,174  |
| Other sorts . . . . . Value                         | —        | —       | —       | —       | —       | ..        | 1,575     | 1,590     | 1,100     | ..        |
| Total Silk manufactures                             | —        | —       | —       | —       | —       | 15,668    | 19,255    | 27,318    | 30,330    | 1,85,908  |
| Woolen manufactures                                 | —        | —       | —       | —       | —       | 3,788     | 7,010     | 12,231    | 18,168    | 5,468     |
| Other textiles—                                     | —        | —       | —       | —       | —       | 17,850    | 14,585    | 1,75,970  | 55,145    | 1,74,601  |
| Manufactures . . . . .                              | —        | —       | —       | —       | —       | —         | —         | —         | —         | —         |
| TOBACCO, MANUFACTURED Lbs.                          | 505      | 604     | 1,435   | 2,506   | 487     | 4,002     | 3,851     | 5,218     | 12,188    | 4,150     |
| VEHICLES Value                                      | —        | —       | —       | —       | —       | 2,235     | 3,525     | 23,823    | 15,866    | 14,113    |
| ALL OTHER ARTICLES OF<br>MERCHANDISE . . . . .      | —        | —       | —       | —       | —       | 73,173    | 65,445    | 90,289    | 98,553    | 86,790    |
| GRAND TOTAL   | —        | —       | —       | —       | —       | 11,81,979 | 10,15,161 | 15,80,711 | 10,48,817 | 12,14,535 |
| GRAND TOTAL OF INDIAN<br>AND FOREIGN<br>MERCHANDISE | —        | —       | —       | —       | —       | 52,45,194 | 48,08,488 | 46,10,508 | 43,23,456 | 42,47,216 |

## OTHER NATIVE STATES IN ARABIA

## IMPORTS THEREFROM

| ARTICLES  | QUANTITY |         |         |         |         | VALUE    |          |          |          |          |
|---|----------|---------|---------|---------|---------|----------|----------|----------|----------|----------|
|   | 1931-32  | 1932-33 | 1933-34 | 1934-35 | 1935-36 | 1931-32  | 1932-33  | 1933-34  | 1934-35  | 1935-36  |
| FISH (excluding CANNED FISH)—                                     |          |         |         |         |         |          |          |          |          |          |
| Fish, dry, salted . . . . . Cwts.                                 | 3,342    | 1,513   | 140     | 11      | 208     | 18,186   | 11,402   | 1,280    | 93       | 1,177    |
| Fish, wet, salted (ngapl) . . . . .                               | ..       | 2,684   | 11,814  | 15,044  | 4,985   | ..       | 15,456   | 74,010   | 123,105  | 36,495   |
| Fishmaws and sharkfins . . . . .                                  | 3,042    | 2,094   | 1,202   | 2,138   | 2,887   | 31,575   | 18,601   | 4,106    | 7,806    | 11,662   |
| Fish, other sorts . . . . .                                       | 17       | ..      | 631     | 624     | 264     | 70       | ..       | 2,034    | 1,554    | 305      |
| Total Fish (excluding can-<br>ned fish)                           | 6,401    | 7,191   | 13,787  | 18,717  | 7,994   | 49,831   | 45,459   | 81,430   | 1,32,557 | 49,639   |
| FRUITS AND VEGETABLES—  |          |         |         |         |         |          |          |          |          |          |
| Fruits and Vegetables:  |          |         |         |         |         |          |          |          |          |          |
| dried, salted, or pre-<br>served, not being<br>canned or bottled— |          |         |         |         |         |          |          |          |          |          |
| Dates . . . . . Tons  | 170      | 48      | 1,189   | 1,757   | 1,518   | 30,600   | 7,020    | 1,30,234 | 1,84,715 | 1,58,114 |
| Others . . . . .  | 1        | ..      | ..      | ..      | ..      | 901      | 5        | ..       | 102      | 284      |
| Total Fruits and Vegeta-<br>bles, dried, etc.                     | 171      | 48      | 1,189   | 1,757   | 1,518   | 31,501   | 7,021    | 1,30,234 | 1,84,817 | 1,58,398 |
| GUMS AND RESINS—  |          |         |         |         |         |          |          |          |          |          |
| Olibanum or frankin-<br>cense . . . . . Cwts.                     | 9,340    | 6,411   | 10,908  | 7,088   | 19,487  | 94,558   | 94,828   | 1,17,270 | 81,005   | 1,97,311 |
| Other sorts . . . . .   | 225      | 164     | 85      | 176     | 123     | 4,765    | 3,696    | 2,001    | 4,010    | 2,650    |
| Total Gums and Resins   | 9,565    | 6,575   | 10,993  | 7,264   | 19,610  | 99,323   | 98,522   | 1,19,280 | 85,705   | 1,99,961 |
| HIDES AND SKINS, RAW  |          |         |         |         |         |          |          |          |          |          |
| —Tons   | 57       | 80      | 168     | 200     | 187     | 31,526   | 20,241   | 1,78,816 | 1,62,882 | 1,65,070 |
| —No.  | 79,098   | 55,098  | 856,127 | 282,551 | 304,810 | ..       | ..       | ..       | ..       | ..       |
| METALS AND ORES   |          |         |         |         |         |          |          |          |          |          |
| —Tons   | 37       | 8       | 4       | 5       | ..      | 11,930   | 4,031    | 1,749    | 1,885    | 35       |
| PRECIOUS STONES AND<br>PEARLS, UNSET                              |          |         |         |         |         |          |          |          |          |          |
| —Value  | —        | —       | —       | —       | —       | 17,508   | 9,800    | 40,228   | 57,500   | 8,300    |
| TEXTILES—   |          |         |         |         |         |          |          |          |          |          |
| Wool, raw . . . . . Lbs.  | 116,192  | 160,780 | 11,424  | 24,684  | 98,015  | 25,870   | 1,03,900 | 2,320    | 7,090    | 38,170   |
| VEHICLES (excluding LOCO-<br>MOTIVES ETC., FOR<br>RAILWAYS) Value | —        | —       | —       | —       | —       | ..       | 1,409    | 750      | 2,338    | 70,000   |
| POSTAL ARTICLES NOT<br>SPECIFIED                                  | —        | —       | —       | —       | —       | 6        | 32       | 35       | ..       | 6        |
| ALL OTHER ARTICLES OF<br>MERCHANDISE                              | —        | —       | —       | —       | —       | 36,308   | 24,897   | 31,376   | 20,781   | 59,628   |
| GRAND TOTAL   | —        | —       | —       | —       | —       | 3,03,788 | 2,86,222 | 5,36,768 | 6,55,405 | 7,49,107 |

## OTHER NATIVE STATES IN ARABIA—continued

## EXPORTS THERETO

## INDIAN MERCHANDISE

| ARTICLES   | QUANTITY |         |         |         |         | VALUE     |           |           |           |           |
|--|----------|---------|---------|---------|---------|-----------|-----------|-----------|-----------|-----------|
|  | 1931-32  | 1932-33 | 1933-34 | 1934-35 | 1935-36 | 1931-32   | 1932-33   | 1933-34   | 1934-35   | 1935-36   |
| APPAREL (including DRAPEERY, UNIFORMS, AND ACCOUTREMENTS, BUT excluding HOSIERY AND BOOTS AND SHOES) . Value | —        | —       | —       | —       | —       | 1,430     | 9,650     | 8,728     | 37,392    | 3,225     |
| BOOTS AND SHOES . Pairs  | 5,813    | 17,984  | 7,014   | 85,858  | 18,125  | 12,805    | 32,069    | 13,218    | 75,338    | 23,675    |
| CHEMICALS AND CHEMICAL PREPARATIONS (excluding CHEMICAL MANURES AND MEDICINES) . Value                       | —        | —       | —       | —       | —       | 41,640    | 41,748    | 36,798    | 24,397    | 25,390    |
| COFFEE . Cwts.   | 678      | 261     | 99      | 143     | ..      | 38,725    | 15,780    | 6,000     | 8,625     | ..        |
| COIR, MANUFACTURED (excluding ROPE) . "  | 1,620    | 3,880   | 1,540   | 2,060   | 1,485   | 15,978    | 27,977    | 12,984    | 20,858    | 13,812    |
| CORDAGE AND ROPE OF VEGETABLE FIBRE (excluding JUTE AND COTTON) . "  | 3,916    | 4,497   | 2,428   | 1,666   | 788     | 36,508    | 48,014    | 24,323    | 17,770    | 6,679     |
| DRUGS AND MEDICINES (excluding CHEMICALS AND NARCOTICS) . Value  | —        | —       | —       | —       | —       | 10,445    | 13,272    | 8,883     | 3,258     | 10,589    |
| DYING AND TANNING SUBSTANCES—  |          |         |         |         |         |           |           |           |           |           |
| Turmeric . Cwts.   | 2,931    | 2,324   | 2,119   | 1,414   | 2,428   | 58,402    | 43,113    | 36,678    | 23,331    | 40,520    |
| Other sorts . "  | 16       | 114     | 9       | 70      | 58      | 275       | 1,008     | 90        | 953       | 1,244     |
| Total Dyeing and Tanning substances . . . . .  | 2,947    | 2,438   | 2,128   | 1,484   | 2,486   | 58,677    | 44,121    | 36,768    | 24,284    | 41,764    |
| FODDER, BRAN, AND POLLARDS (excluding OILCAKES) . Tons   | 236      | 19      | 30      | 32      | 35      | 19,377    | 1,550     | 2,355     | 2,655     | 2,671     |
| FRUITS AND VEGETABLES—   |          |         |         |         |         |           |           |           |           |           |
| Fresh fruits and vegetables . Value  | —        | —       | —       | —       | —       | 6,869     | 4,845     | 10,357    | 3,795     | 4,115     |
| Fruits and vegetables: dried, salted, or preserved, all sorts . Tons   | 294      | 178     | 204     | 110     | 107     | 46,406    | 37,838    | 27,428    | 16,674    | 17,536    |
| Total Fruits and Vegetables . . . . .  | —        | —       | —       | —       | —       | 53,275    | 42,683    | 37,785    | 19,469    | 21,651    |
| GRAIN, PULSES AND FLOUR—   |          |         |         |         |         |           |           |           |           |           |
| Jowar and Bajra . Tons   | 3,936    | 2,831   | 3,137   | 2,410   | 2,341   | 3,00,553  | 2,53,523  | 2,53,789  | 2,11,498  | 2,59,639  |
| Pulse . . . . .  | 537      | 357     | 280     | 533     | 546     | 1,05,729  | 45,076    | 29,419    | 74,235    | 70,747    |
| Rice not in the husk—  |          |         |         |         |         |           |           |           |           |           |
| Bulled rice . . . . .  | 20,431   | 20,029  | 24,815  | 24,993  | 25,292  | 24,33,376 | 21,10,527 | 16,72,081 | 18,72,035 | 22,70,111 |
| Cleansed rice . . . . .  | 2,324    | 2,024   | 3,170   | 3,291   | 2,477   | 3,96,906  | 3,27,737  | 2,58,812  | 2,69,233  | 2,51,911  |
| Other sorts . . . . .  | 50       | 153     | 132     | 92      | 50      | 3,990     | 9,711     | 4,370     | 4,419     | 4,051     |
| Total Rice not in the husk . . . . .   | 22,805   | 22,206  | 27,617  | 28,376  | 27,819  | 27,33,272 | 23,47,975 | 19,35,263 | 21,45,642 | 25,26,073 |
| Wheat . . . . .  | 832      | 231     | 234     | 409     | 346     | 91,552    | 35,331    | 34,321    | 43,430    | 39,338    |
| " flour . . . . .  | 10,700   | 3,662   | 2,086   | 1,414   | 2,763   | 15,23,473 | 4,65,940  | 2,84,376  | 1,96,380  | 3,61,305  |
| Other sorts . . . . .  | 33       | 11      | 6       | 110     | 21      | 3,173     | 1,333     | 699       | 9,315     | 2,424     |
| Total Grain, Pulse and flour . . . . .   | 33,633   | 29,498  | 33,410  | 33,257  | 34,336  | 43,53,249 | 31,50,733 | 25,33,307 | 26,37,000 | 32,60,816 |
| HARDWARE AND CUTLERY, including FLATWARE Value   | —        | —       | —       | —       | —       | 6,166     | 9,033     | 14,533    | 13,636    | 25,250    |

No. 13—continued

## OTHER NATIVE STATES IN ARABIA—continued

## EXPORTS THERE TO—continued

## INDIAN MERCHANDISE—continued

| ARTICLES   | QUANTITY      |               |               |               |               | VALUE           |                 |                 |                 |                 |
|--|---------------|---------------|---------------|---------------|---------------|-----------------|-----------------|-----------------|-----------------|-----------------|
|  | 1931-32       | 1932-33       | 1933-34       | 1934-35       | 1935-36       | 1931-32         | 1932-33         | 1933-34         | 1934-35         | 1935-36         |
| <b>METALS AND ORES—</b>  |               |               |               |               |               | R               | R               | R               | R               | R               |
| Brass, bronze and similar alloys, wrought . Cwts.                          | 126           | 337           | 50            | 34            | 175           | 19,230          | 56,210          | 4,020           | 4,058           | 20,953          |
| Others . . . Tons  | 8             | 20            | 13            | 18            | 34            | 8,561           | 13,507          | 12,313          | 11,359          | 12,020          |
| <b>Total Metals and Ores</b> ..  | <b>14</b>     | <b>40</b>     | <b>15</b>     | <b>15</b>     | <b>43</b>     | <b>27,791</b>   | <b>69,717</b>   | <b>17,738</b>   | <b>15,412</b>   | <b>32,975</b>   |
| <b>OILS—</b>   |               |               |               |               |               |                 |                 |                 |                 |                 |
| <b>Vegetable, non-essential—</b>   |               |               |               |               |               |                 |                 |                 |                 |                 |
| Groundnut . . Gals.  | 7,950         | 2,544         | 4,566         | 1,930         | 4,866         | 22,435          | 6,770           | 9,770           | 3,070           | 7,544           |
| Sesamum (til or jinjili) ..  | 24,527        | 11,034        | 7,947         | 9,979         | 17,436        | 50,610          | 21,923          | 18,801          | 15,408          | 30,541          |
| Other sorts . . "  | 3,043         | 4,510         | 5,390         | 3,044         | 2,328         | 8,950           | 10,516          | 9,234           | 6,924           | 4,158           |
| <b>Total Vegetable, non-essential</b> ..                                   | <b>35,520</b> | <b>18,088</b> | <b>17,903</b> | <b>15,553</b> | <b>24,630</b> | <b>81,995</b>   | <b>39,215</b>   | <b>32,805</b>   | <b>35,402</b>   | <b>42,243</b>   |
| <b>PROVISIONS AND OILMAN'S STORES</b> . . . Value                          | —             | —             | —             | —             | —             | 7,984           | 14,169          | 11,739          | 13,943          | 11,197          |
| <b>SEEDS—</b>  |               |               |               |               |               |                 |                 |                 |                 |                 |
| <b>Essential . . . Tons</b>  | <b>48</b>     | <b>42</b>     | <b>30</b>     | <b>30</b>     | <b>42</b>     | <b>16,406</b>   | <b>14,166</b>   | <b>10,777</b>   | <b>9,234</b>    | <b>15,306</b>   |
| <b>Non-essential—</b>  |               |               |               |               |               |                 |                 |                 |                 |                 |
| Groundnuts . . . "   | 40            | 33            | 40            | 32            | 32            | 10,091          | 8,504           | 7,017           | 6,367           | 4,177           |
| Sesamum (til or jinjili) ..  | 729           | 443           | 697           | 1,007         | 341           | 2,12,402        | 1,30,544        | 1,66,937        | 2,21,692        | 37,923          |
| Other sorts . . . "  | 7             | 2             | ..            | 14            | 7             | 2,690           | 1,871           | 923             | 2,271           | 1,933           |
| <b>Total Seeds, non-essential</b> ..                                       | <b>776</b>    | <b>478</b>    | <b>737</b>    | <b>1,053</b>  | <b>370</b>    | <b>2,25,183</b> | <b>1,40,919</b> | <b>1,75,527</b> | <b>2,30,330</b> | <b>94,098</b>   |
| <b>Other than oilseeds</b> . . "   | <b>3</b>      | <b>1</b>      | <b>4</b>      | <b>..</b>     | <b>1</b>      | <b>1,312</b>    | <b>442</b>      | <b>183</b>      | <b>510</b>      | <b>215</b>      |
| <b>Total Seeds</b> . . "   | <b>823</b>    | <b>521</b>    | <b>771</b>    | <b>1,083</b>  | <b>413</b>    | <b>2,42,901</b> | <b>1,55,547</b> | <b>1,86,492</b> | <b>2,40,124</b> | <b>1,09,619</b> |
| <b>SPICES—</b>   |               |               |               |               |               |                 |                 |                 |                 |                 |
| Cardamoms . . . "  | 575           | 853           | 904           | 718           | 940           | 1,09,061        | 1,48,897        | 1,50,509        | 1,20,341        | 1,34,370        |
| Ginger . . . "   | 12,781        | 12,868        | 8,723         | 4,833         | 4,131         | 2,78,123        | 2,54,169        | 1,68,626        | 1,13,972        | 1,23,330        |
| Pepper . . . "   | 1,102         | 1,113         | 699           | 679           | 73            | 54,420          | 52,262          | 27,641          | 28,717          | 4,480           |
| Other sorts . . . "  | 162           | 325           | 214           | 209           | 341           | 4,720           | 8,236           | 4,567           | 6,397           | 8,551           |
| <b>Total Spices</b> . . "  | <b>14,570</b> | <b>15,179</b> | <b>10,540</b> | <b>6,529</b>  | <b>5,485</b>  | <b>4,46,320</b> | <b>4,62,364</b> | <b>3,51,343</b> | <b>2,78,327</b> | <b>3,01,331</b> |
| <b>SUGAR</b> . . . . "   | <b>4</b>      | <b>92</b>     | <b>39</b>     | <b>29</b>     | <b>19</b>     | <b>1,603</b>    | <b>14,154</b>   | <b>5,280</b>    | <b>4,624</b>    | <b>6,478</b>    |
| <b>TALLOW AND STEARINE (including OILMAN'S AND ANIMAL FAT)</b> . . . Cwts. | 455           | 591           | 636           | 366           | 41            | 21,435          | 22,312          | 20,857          | 15,516          | 2,433           |
| <b>TEA, BLACK</b> . . . . Lbs.   | 1,180,309     | 1,598,053     | 438,063       | 944,210       | 743,533       | 4,46,610        | 4,21,365        | 2,00,491        | 5,17,898        | 3,90,154        |

No. 13—continued

## OTHER NATIVE STATES IN ARABIA—continued

## EXPORTS THERETO—continued

## INDIAN MERCHANDISE—concluded

| ARTICLES   | QUANTITY         |                  |                  |                  |                  | VALUE            |                  |                  |                  |                  |
|--|------------------|------------------|------------------|------------------|------------------|------------------|------------------|------------------|------------------|------------------|
|  | 1931-32          | 1932-33          | 1933-34          | 1934-35          | 1935-36          | 1931-32          | 1932-33          | 1933-34          | 1934-35          | 1935-36          |
| <b>TEXTILES—</b>   |                  |                  |                  |                  |                  | R                | R                | R                | R                | R                |
| <b>Cotton—</b>   |                  |                  |                  |                  |                  |                  |                  |                  |                  |                  |
| Twist and Yarn . . . Lbs.                                  | 207,480          | 245,780          | 171,072          | 117,150          | 133,940          | 1,30,805         | 1,35,145         | 89,975           | 62,038           | 75,845           |
| <b>Manufactures—</b>                                       |                  |                  |                  |                  |                  |                  |                  |                  |                  |                  |
| <b>Piecegoods—</b>   |                  |                  |                  |                  |                  |                  |                  |                  |                  |                  |
| Grey (unbleached) . Yards                                  | 185,300          | 21,340           | 77,270           | 54,920           | 46,784           | 35,600           | 6,355            | 14,525           | 9,080            | 9,250            |
| White (bleached) . . "                                     | 2,400            | 16,000           | 1,655            | ..               | 1,850            | 600              | 3,200            | 2,500            | ..               | 350              |
| Coloured, printed, or dyed . . . "                         | 2,303,042        | 2,711,701        | 2,241,928        | 1,673,784        | 1,392,300        | 8,33,995         | 7,27,755         | 5,14,268         | 4,25,233         | 3,41,624         |
| <b>Total Piecegoods . . "</b>                              | <b>2,990,742</b> | <b>2,749,541</b> | <b>2,320,853</b> | <b>1,733,704</b> | <b>1,380,934</b> | <b>8,75,195</b>  | <b>7,37,310</b>  | <b>5,31,288</b>  | <b>4,34,913</b>  | <b>3,51,234</b>  |
| Thread, sewing . . . Lbs.                                  | 6,543            | 9,250            | 7,680            | 5,764            | 7,771            | 11,080           | 14,850           | 12,530           | 9,305            | 8,672            |
| Other sorts of manufactures . Value                        | —                | —                | —                | —                | —                | 45,542           | 44,114           | 33,776           | 61,984           | 44,403           |
| Total Cotton manufactures (including Twist and Yarn) . . " | —                | —                | —                | —                | —                | 10,62,672        | 9,31,419         | 6,67,669         | 5,64,640         | 4,30,144         |
| Hemp, raw . . . Cwts.                                      | 908              | 1,108            | 654              | 886              | 1,308            | 13,490           | 11,198           | 7,375            | 12,718           | 18,008           |
| <b>Wool—</b>   |                  |                  |                  |                  |                  |                  |                  |                  |                  |                  |
| Woollen manufactures— Shawls . . . No.                     | 260              | 492              | 1,335            | 2,150            | 4,370            | 2,000            | 3,900            | 7,450            | 10,950           | 30,390           |
| <b>TOBACCO—</b>  |                  |                  |                  |                  |                  |                  |                  |                  |                  |                  |
| Unmanufactured . . . Lbs.                                  | 43,338           | 355,600          | 264,992          | 103,661          | 76,496           | 15,390           | 1,19,525         | 96,630           | 37,330           | 18,650           |
| Manufactured . . . "                                       | 34,491           | 37,236           | 45,824           | 47,342           | 70,422           | 3,380            | 3,680            | 7,986            | 8,401            | 11,330           |
| <b>Total Tobacco . . "</b>                                 | <b>77,829</b>    | <b>392,836</b>   | <b>310,816</b>   | <b>151,003</b>   | <b>146,918</b>   | <b>18,770</b>    | <b>1,23,205</b>  | <b>1,04,616</b>  | <b>45,731</b>    | <b>30,080</b>    |
| <b>WOOD AND TIMBER . . Value</b>                           | —                | —                | —                | —                | —                | 13,402           | 33,192           | 26,759           | 30,069           | 17,739           |
| <b>SPECIAL ARTICLES . . "</b>                              | —                | —                | —                | —                | —                | 887              | 1,744            | 1,246            | 1,213            | 1,139            |
| <b>ALL OTHER ARTICLES OF MERCHANDISE . . "</b>             | —                | —                | —                | —                | —                | 45,653           | 54,732           | 48,444           | 46,348           | 70,329           |
| <b>GRAND TOTAL . . "</b>                                   | —                | —                | —                | —                | —                | <b>75,36,199</b> | <b>58,03,388</b> | <b>44,39,501</b> | <b>47,69,887</b> | <b>49,36,312</b> |

## FOREIGN MERCHANDISE

| ARTICLES  | QUANTITY |         |         |         |         | VALUE   |         |         |         |         |
|---|----------|---------|---------|---------|---------|---------|---------|---------|---------|---------|
|   | 1931-32  | 1932-33 | 1933-34 | 1934-35 | 1935-36 | 1931-32 | 1932-33 | 1933-34 | 1934-35 | 1935-36 |
| <b>APPAREL (including DRAPELRY, UNIFORMS, ACCOUTREMENTS, BUT excluding HOSIERY AND BOOTS AND SHOES) . Value</b> | —        | —       | —       | —       | —       | 49,151  | 49,008  | 27,077  | 26,678  | 5,272   |
| <b>BOOTS AND SHOES . . Pairs</b>  | 1,000    | 24,423  | 18,338  | 4,650   | 6,300   | 635     | 14,602  | 11,730  | 3,295   | 6,378   |
| <b>DRUGS AND MEDICINES—</b>   |          |         |         |         |         |         |         |         |         |         |
| Saccharine . . . Lbs.   | ..       | 100     | ..      | 1,200   | 9,150   | ..      | 500     | ..      | 5,684   | 39,729  |
| <b>DYEING AND TANNING SUBSTANCES . . "</b>  | —        | —       | —       | —       | —       | 10,770  | 6,027   | 5,485   | 6,135   | 2,495   |

No. 13—continued

## OTHER NATIVE STATES IN ARABIA—continued

## EXPORTS THERETO—continued

## FOREIGN MERCHANDISE—continued

| ARTICLES  | QUANTITY |         |         |          |         | VALUE   |          |          |          |          |
|---|----------|---------|---------|----------|---------|---------|----------|----------|----------|----------|
|   | 1931-32  | 1932-33 | 1933-34 | 1934-35  | 1935-36 | 1931-32 | 1932-33  | 1933-34  | 1934-35  | 1935-36  |
| GLASS AND GLASSWARE . . . . . Value   | —        | —       | —       | —        | —       | 6,384   | 18,452   | 9,412    | 14,502   | 14,087   |
| GRAIN, PULSE AND FLOUR—<br>Wheat . . . . . Tons                             | 220      | ..      | ..      | ..       | ..      | 17,362  | ..       | ..       | ..       | ..       |
| HARDWARE (excluding<br>CUTLERY AND ELECTRO-<br>PLATED WARE) . . . . . Value | —        | —       | —       | —        | —       | 7,128   | 9,755    | 7,857    | 17,723   | 12,372   |
| MACHINERY AND MILLWORK . . . . .  | —        | —       | —       | —        | —       | 3,665   | 360      | 100      | 10,210   | 2,980    |
| METALS AND ORES—  |          |         |         |          |         |         |          |          |          |          |
| Brass, Bronze, etc. . . . . Cwts.   | 1        | 1       | 100     | 229      | 146     | 50      | 40       | 20,100   | 61,013   | 25,075   |
| Iron or Steel . . . . . Tons  | 15       | 38      | 14      | 19       | 7       | 4,386   | 12,434   | 3,666    | 5,455    | 3,680    |
| Others . . . . . "  | 9        | 15      | 18      | 30       | 34      | 14,860  | 18,180   | 20,259   | 41,754   | 63,837   |
| Total Metals and Ores . . . . .   | 24       | 53      | 132     | 268      | 187     | 19,296  | 30,654   | 44,025   | 108,222  | 92,572   |
| PAINTS AND COLOURS . . . . . Cwts.  | 307      | 238     | 178     | 140      | 197     | 38,377  | 34,087   | 24,702   | 21,176   | 20,403   |
| PRECIOUS STONES AND<br>PEARLS, UNSET . . . . . Value                        | —        | —       | —       | —        | —       | 24,000  | 5,000    | 15,000   | 10,100   | 5,000    |
| SPICES . . . . . Cwts.  | 238      | 855     | 502     | 216      | 1,457   | 12,514  | 41,769   | 20,088   | 5,804    | 30,721   |
| SUGAR—  |          |         |         |          |         |         |          |          |          |          |
| Sugar, 23 D. S. and above Tons  | 406      | 311     | 95      | ..       | 63      | 40,667  | 39,356   | 19,767   | 24       | 10,544   |
| Other sorts . . . . . "   | ..       | ..      | ..      | 10       | ..      | ..      | ..       | ..       | 900      | ..       |
| Total Sugar . . . . .   | 406      | 311     | 95      | 10       | 63      | 40,667  | 39,356   | 19,767   | 924      | 10,544   |
| TEXTILES—   |          |         |         |          |         |         |          |          |          |          |
| Cotton—   |          |         |         |          |         |         |          |          |          |          |
| Manufactures—   |          |         |         |          |         |         |          |          |          |          |
| Piecegoods—   |          |         |         |          |         |         |          |          |          |          |
| Grey (unbleached) Yards   | 242,156  | 185,941 | 422,366 | 2,21,300 | 240,780 | 32,318  | 29,305   | 65,313   | 46,577   | 45,819   |
| White (bleached) . . . . . "  | 89,646   | 194,560 | 197,220 | 56,912   | 63,043  | 20,002  | 36,222   | 37,724   | 11,400   | 11,267   |
| Coloured, printed, or<br>dyed . . . . . "                                   | 149,546  | 245,492 | 192,375 | 125,394  | 140,232 | 33,929  | 48,419   | 48,334   | 28,191   | 29,528   |
| Total Piecegoods . . . . .  | 481,348  | 625,993 | 812,461 | 403,606  | 444,055 | 96,149  | 1,13,946 | 1,71,371 | 86,268   | 86,114   |
| Thread, sewing . . . . . Lbs.   | 2,526    | 3,980   | 2,915   | 4,020    | 1,769   | 6,999   | 8,708    | 6,290    | 11,172   | 4,665    |
| Other sorts of manu-<br>factures . . . . . Value                            | —        | —       | —       | —        | —       | 1,800   | 4,060    | 3,268    | 8,652    | 5,976    |
| Total Cotton manu-<br>factures (including<br>Twist and Yarn) . . . . .      | —        | —       | —       | —        | —       | 99,948  | 1,26,709 | 1,80,929 | 1,06,282 | 96,755   |
| Haberdaabery and Mil-<br>linery . . . . .                                   | —        | —       | —       | —        | —       | 40,775  | 23,659   | 32,800   | 36,723   | 29,272   |
| Silk—   |          |         |         |          |         |         |          |          |          |          |
| Manufactures—   |          |         |         |          |         |         |          |          |          |          |
| Piecegoods . . . . . Yards  | 11,300   | 2,900   | 3,500   | 34,925   | 318,025 | 11,150  | 3,500    | 1,850    | 27,448   | 2,26,302 |
| Other sorts . . . . . Value   | —        | —       | —       | —        | —       | 1,400   | 400      | 1,425    | 9,717    | 11,817   |
| Total SILK manufactures . . . . .   | —        | —       | —       | —        | —       | 12,550  | 3,900    | 3,275    | 37,165   | 2,38,119 |



OTHER NATIVE STATES IN ARABIA—concluded

EXPORTS THEREFROM—concluded

FOREIGN MERCHANDISE—concluded

| ARTICLES  | QUANTITY |         |         |         |         | VALUE     |           |           |           |           |
|---|----------|---------|---------|---------|---------|-----------|-----------|-----------|-----------|-----------|
|   | 1931-32  | 1932-33 | 1933-34 | 1934-35 | 1935-36 | 1931-32   | 1932-33   | 1933-34   | 1934-35   | 1935-36   |
| <b>TEXTILES—contd.</b>                                      |          |         |         |         |         | R         | R         | R         | R         | R         |
| Wool—   |          |         |         |         |         |           |           |           |           |           |
| Manufactures—   |          |         |         |         |         |           |           |           |           |           |
| Piecegoods . . . Yards                                      | ..       | 725     | 2,341   | 10,417  | 4,701   | ..        | 1,540     | 4,195     | 22,732    | 9,486     |
| Other sorts . . . Value                                     | —        | —       | —       | —       | —       | 0,510     | 2,000     | 1,450     | 3,340     | 6,331     |
| Total . . . "   | —        | —       | —       | —       | —       | 0,510     | 4,140     | 5,645     | 26,028    | 15,817    |
| Other textiles—   |          |         |         |         |         |           |           |           |           |           |
| Manufactures . . . "  | —        | —       | —       | —       | —       | 18,445    | 40,844    | 74,125    | 1,12,339  | 1,23,632  |
| VEHICLES, excluding LOCOMOTIVES, ENG., FOR RAILWAYS . . . " | —        | —       | —       | —       | —       | ..        | 1,300     | 870       | 75,390    | 1,075     |
| ALL OTHER ARTICLES OF MERCHANDISE . . . "                   | —        | —       | —       | —       | —       | 63,385    | 60,076    | 50,330    | 68,713    | 58,679    |
| GRAND TOTAL . . . "   | —        | —       | —       | —       | —       | 4,98,507  | 5,04,898  | 5,33,207  | 9,92,943  | 8,17,968  |
| GRAND TOTAL OF INDIAN AND FOREIGN MERCHANDISE . . . "       | —        | —       | —       | —       | —       | 80,79,706 | 63,07,731 | 49,72,708 | 54,62,630 | 58,04,774 |

BAHREIN ISLANDS

IMPORTS THEREFROM

| ARTICLES   | QUANTITY |         |         |         |         | VALUE    |          |          |          |          |
|--|----------|---------|---------|---------|---------|----------|----------|----------|----------|----------|
|  | 1931-32  | 1932-33 | 1933-34 | 1934-35 | 1935-36 | 1931-32  | 1932-33  | 1933-34  | 1934-35  | 1935-36  |
| <b>FRUITS AND VEGETABLES—</b>  |          |         |         |         |         | R        | R        | R        | R        | R        |
| Fruits and vegetables: dried, salted, or preserved, not being canned or bottled— |          |         |         |         |         |          |          |          |          |          |
| Dates . . . . . Tons   | 1,080    | 1,680   | 1,024   | 1,656   | 1,501   | 1,58,533 | 2,39,099 | 1,01,140 | 1,38,453 | 1,52,039 |
| HIDES AND SKINS, RAW   |          |         |         |         |         |          |          |          |          |          |
| Tons   | 30       | 14      | 11      | 81      | 10      | 5,900    | 4,164    | 2,870    | 14,266   | 3,680    |
| No.  | 16,710   | 8,240   | 7,220   | 18,004  | 7,400   |          |          |          |          |          |
| PRECIOUS STONES AND PEARLS, UNSET—   |          |         |         |         |         |          |          |          |          |          |
| Pearls . . . . . Value   | —        | —       | —       | —       | —       | 5,45,950 | 5,46,395 | 6,61,708 | 4,16,454 | 4,94,195 |
| POSTAL ARTICLES NOT SPECIFIED . . . "  | —        | —       | —       | —       | —       | 2,335    | 1,958    | 627      | 613      | 986      |
| ALL OTHER ARTICLES OF MERCHANDISE . . . "  | —        | —       | —       | —       | —       | 46,026   | 42,847   | 38,271   | 30,249   | 30,987   |
| GRAND TOTAL . . . "  | —        | —       | —       | —       | —       | 7,58,794 | 8,24,463 | 8,04,616 | 6,30,040 | 6,81,887 |

EXPORTS THEREFROM

INDIAN MERCHANDISE

| ARTICLES   | QUANTITY |         |         |         |         | VALUE    |         |         |         |         |
|--|----------|---------|---------|---------|---------|----------|---------|---------|---------|---------|
|  | 1931-32  | 1932-33 | 1933-34 | 1934-35 | 1935-36 | 1931-32  | 1932-33 | 1933-34 | 1934-35 | 1935-36 |
| <b>BOOTS AND SHOES . . . Pairs</b>   | 5,017    | 5,301   | 3,154   | 12,540  | 6,330   | 7,723    | 9,300   | 3,837   | 12,842  | 6,971   |
| <b>COFFEES . . . . . Cwts.</b>   | 2,315    | 284     | 1,132   | 45      | 116     | 1,48,778 | 20,841  | 71,813  | 1,913   | 4,005   |
| <b>DRUGS AND MEDICINES (excluding CHEMICALS AND NARCOTICS) . . . Value</b> | —        | —       | —       | —       | —       | 15,210   | 9,276   | 11,113  | 10,341  | 3,321   |
| <b>DYEING AND TANNING SUBSTANCES—</b>                                      |          |         |         |         |         |          |         |         |         |         |
| Turmeric . . . . . Cwts.   | 829      | 873     | 871     | 534     | 1,591   | 18,437   | 22,680  | 16,505  | 10,975  | 23,357  |
| Other sorts . . . . . "  | —        | 110     | ..      | 9       | ..      | 10       | 1,064   | —       | 150     | —       |
| Total Dyeing and Tanning substances . . . "                                | 829      | 983     | 871     | 543     | 1,591   | 18,447   | 23,744  | 16,505  | 11,025  | 23,357  |

No. 13—continued

## BAHREIN ISLANDS—continued

## EXPORTS THERETO—continued

## INDIAN MERCHANDISE—continued

| ARTICLES  | QUANTITY |         |         |         |         | VALUE     |           |           |           |           |
|---|----------|---------|---------|---------|---------|-----------|-----------|-----------|-----------|-----------|
|   | 1981-82  | 1982-83 | 1983-84 | 1984-85 | 1985-86 | 1981-82   | 1982-83   | 1983-84   | 1984-85   | 1985-86   |
|   |          |         |         |         |         | R         | R         | R         | R         | R         |
| FODDER, BEAN, AND POL-<br>LARDS (excluding OIL-<br>OATS) . . . . . Tons | 93       | 144     | 205     | 92      | 90      | 5,640     | 9,025     | 14,050    | 5,962     | 5,980     |
| FRUITS AND VEGET-<br>TABLES . . . . . Value                             | —        | —       | —       | —       | —       | 11,586    | 32,406    | 28,270    | 8,361     | 53,285    |
| GRAIN, PULSE, AND FLOUR—  |          |         |         |         |         |           |           |           |           |           |
| Pulse . . . . . Tons  | 64       | 71      | 116     | 862     | 122     | 10,657    | 8,561     | 12,848    | 59,394    | 16,022    |
| Rice not in the husk—   |          |         |         |         |         |           |           |           |           |           |
| Buffed rice . . . . . "   | 11,485   | 13,804  | 7,822   | 6,907   | 10,920  | 17,30,281 | 17,05,004 | 8,53,775  | 6,89,603  | 12,00,657 |
| Cleaned rice . . . . . "  | 4,642    | 3,329   | 4,854   | 5,422   | 6,597   | 6,15,562  | 4,27,493  | 4,23,958  | 4,08,961  | 5,73,461  |
| Other sorts . . . . . "   | 2        | ..      | ..      | 5       | 42      | 510       | ..        | ..        | 720       | 4,006     |
| Total Rice not in the husk ..   | 16,129   | 17,133  | 12,676  | 12,334  | 17,559  | 23,46,353 | 21,32,497 | 12,77,733 | 10,94,284 | 17,78,124 |
| Wheat flour . . . . . "   | 589      | 195     | 231     | 228     | 214     | 81,538    | 23,178    | 25,825    | 24,386    | 24,501    |
| Other sorts . . . . . "   | 8        | 4       | 53      | 13      | 20      | 1,771     | 1,149     | 9,317     | 1,981     | 2,970     |
| Total Grain, Pulse, and Flour ..  | 16,791   | 17,408  | 13,076  | 12,987  | 17,915  | 24,40,319 | 21,65,375 | 13,25,723 | 11,79,985 | 18,21,617 |
| HANDWARE AND CUTLERY<br>(including PLATED-<br>WARE) . . . . . Value     | —        | —       | —       | —       | —       | 4,808     | 8,971     | 6,585     | 6,497     | 10,080    |
| SEEDS . . . . . Tons  | 32       | 15      | 33      | 38      | 41      | 12,888    | 3,741     | 8,208     | 7,985     | 10,566    |

No. 13—continued

## BAHREIN ISLANDS—continued

## EXPORTS THERE TO—continued

## INDIAN MERCHANDISE—concluded

| ARTICLES   | QUANTITY  |           |           |           |           | VALUE     |           |           |           |           |
|--|-----------|-----------|-----------|-----------|-----------|-----------|-----------|-----------|-----------|-----------|
|  | 1931-32   | 1932-33   | 1933-34   | 1934-35   | 1935-36   | 1931-32   | 1932-33   | 1933-34   | 1934-35   | 1935-36   |
| <b>SPICES—</b>   |           |           |           |           |           |           |           |           |           |           |
| Cardamoms . . . . . Cwts.  | 267       | 663       | 481       | 324       | 861       | 40,660    | 57,716    | 37,684    | 59,735    | 1,61,000  |
| Ginger . . . . . "   | 426       | 245       | 135       | 47        | 139       | 15,869    | 8,429     | 3,667     | 1,000     | 3,281     |
| Pepper . . . . . "   | 450       | 231       | 60        | 325       | ..        | 34,088    | 15,839    | 2,115     | 19,910    | ..        |
| Othersorts . . . . . "   | 18        | 189       | 19        | 25        | 8         | 445       | 5,104     | 373       | 522       | 105       |
| Total Spices ..  | 1,159     | 1,328     | 695       | 721       | 1,008     | 91,068    | 87,138    | 94,839    | 91,167    | 1,64,386  |
| <b>TALLOW AND STEARINE (including GREASE AND ANIMAL FAT) . . . . . Cwts.</b> |           |           |           |           |           |           |           |           |           |           |
|  | 1,035     | 1,027     | 1,261     | 800       | 631       | 62,405    | 51,799    | 64,175    | 48,440    | 28,372    |
| <b>TEA, BLACK . . . . . Lbs.</b>   | 1,160,625 | 712,072   | 260,775   | 314,585   | 319,261   | 4,34,590  | 2,34,031  | 1,02,149  | 1,74,917  | 1,82,109  |
| <b>TEXTILES—</b>   |           |           |           |           |           |           |           |           |           |           |
| <b>Cotton—</b>   |           |           |           |           |           |           |           |           |           |           |
| Waste . . . . . Cwts.  | 967       | 1,252     | 478       | 1,227     | 1,110     | 3,755     | 16,591    | 10,505    | 20,723    | 15,423    |
| Twist and yarn . . . . . Lbs.  | 221,100   | 89,000    | 183,400   | 115,700   | 133,950   | 60,925    | 45,600    | 66,300    | 50,080    | 63,187    |
| <b>Manufactures—</b>   |           |           |           |           |           |           |           |           |           |           |
| <b>Piece-goods—</b>  |           |           |           |           |           |           |           |           |           |           |
| Grey (unbleached) . . . . . Yards  | 4,990     | 1,200     | 7,030     | 34,540    | 2,940     | 1,800     | 300       | 2,700     | 20,880    | 1,120     |
| White (bleached) . . . . . "   | ..        | ..        | 1,000     | 38,300    | 31,700    | ..        | ..        | 141       | 9,140     | 8,589     |
| Coloured, printed, or dyed, ..   | 4,470,402 | 2,908,273 | 2,134,085 | 3,031,099 | 1,913,032 | 13,91,632 | 9,74,177  | 7,23,757  | 7,37,166  | 4,70,175  |
| Total Piece-goods . . . . . "  | 4,475,392 | 2,904,473 | 2,142,115 | 3,158,939 | 1,947,672 | 13,93,432 | 9,74,477  | 7,21,508  | 8,17,186  | 4,79,864  |
| Thread, sewing . . . . . Lbs.  | 7,760     | 2,892     | 9,886     | 1,174     | 962       | 13,950    | 4,200     | 7,940     | 1,140     | 965       |
| Other sorts of manufactures . . . . . Value                                  | —         | —         | —         | —         | —         | 2,241     | 6,736     | 7,569     | 9,821     | 6,086     |
| Total Cotton manufactures (including twist and yarn) ..                      | —         | —         | —         | —         | —         | 14,70,548 | 9,31,013  | 8,18,407  | 8,37,227  | 5,55,102  |
| <b>Jute—</b>   |           |           |           |           |           |           |           |           |           |           |
| Manufactures (including twist and yarn) ..                                   | —         | —         | —         | —         | —         | 2,569     | 17,105    | 6,550     | 3,780     | 7,369     |
| Wood and Timber . . . . . "  | —         | —         | —         | —         | —         | 10,145    | 5,982     | 11,921    | 10,279    | 26,906    |
| <b>POSTAL ARTICLES . . . . . "</b>   |           |           |           |           |           |           |           |           |           |           |
|  | —         | —         | —         | —         | —         | 68,567    | 74,759    | 75,886    | 80,109    | 1,04,948  |
| <b>ALL OTHER ARTICLES OF MERCHANDISE . . . . . "</b>                         |           |           |           |           |           |           |           |           |           |           |
|  | —         | —         | —         | —         | —         | 90,932    | 76,324    | 94,968    | 99,175    | 86,696    |
| <b>GRAND TOTAL . . . . . "</b>   | —         | —         | —         | —         | —         | 49,05,328 | 37,73,371 | 27,60,504 | 26,46,268 | 31,27,023 |

No. 13—continued

## BAHREIN ISLANDS—continued

## EXPORTS THERETO—continued

| ARTICLES  | QUANTITY  |           |         |         |         | VALUE    |          |          |          |          |
|---|-----------|-----------|---------|---------|---------|----------|----------|----------|----------|----------|
|   | 1931-32   | 1932-33   | 1933-34 | 1934-35 | 1935-36 | 1931-32  | 1932-33  | 1933-34  | 1934-35  | 1935-36  |
|   |           |           |         |         |         | R        | R        | R        | R        | R        |
| APPAREL (including DRAPERY, UNIFORMS, ACCOUTREMENTS, BUT excluding HOSIERY AND BOOTS AND SHOES) Value | —         | —         | —       | —       | —       | 43,143   | 45,813   | 13,346   | 21,856   | 13,273   |
| CHEMICALS AND CHEMICAL PREPARATIONS (excluding CHEMICAL MANURES AND MEDICINES) "                      | —         | —         | —       | —       | —       | 10,943   | 10,816   | 10,630   | 8,667    | 9,973    |
| COFFEE . . . . Cwts.  | 635       | ..        | ..      | ..      | ..      | 24,980   | ..       | ..       | ..       | ..       |
| DRUGS AND MEDICINES (excluding CHEMICALS AND NARCOTICS) . . Value                                     | —         | —         | —       | —       | —       | 9,906    | 13,042   | 7,123    | 12,342   | 6,235    |
| GLASS AND GLASSWARE "   | —         | —         | —       | —       | —       | 7,131    | 5,916    | 6,445    | 13,171   | 8,483    |
| GRAINS, PULSE, AND FLOUR—<br>Rice not in the husk . . Tons  | ..        | ..        | ..      | 29      | 143     | ..       | ..       | ..       | 3,400    | 12,000   |
| HARDWARE (excluding CUTLERY AND ELECTRO-PLATED WARE) "  | —         | —         | —       | —       | —       | 9,300    | 73,686   | 25,368   | 21,190   | 22,232   |
| INSTRUMENTS, APPARATUS, AND APPLIANCES, AND PARTS THEREOF . . "                                       | —         | —         | —       | —       | —       | 7,741    | 7,003    | 7,133    | 12,322   | 10,109   |
| METALS AND ORES—  |           |           |         |         |         |          |          |          |          |          |
| Copper . . . . Cwts.  | 66        | 44        | 49      | 364     | 546     | 3,633    | 2,179    | 1,833    | 11,727   | 16,243   |
| Iron or Steel . . . Tons  | 8         | 24        | 17      | 36      | 51      | 3,533    | 5,146    | 5,923    | 10,531   | 12,346   |
| Others . . . . "  | 2         | 7         | 6       | 10      | 7       | 4,904    | 3,229    | 11,769   | 17,479   | 15,557   |
| Total Metals and Ores . . "   | 13        | 33        | 25      | 64      | 65      | 13,120   | 15,554   | 19,575   | 39,737   | 44,146   |
| OILS . . . . Gals.  | 5,032     | 9,370     | 3,534   | 1,761   | 1,571   | 7,477    | 13,015   | 5,019    | 2,527    | 2,640    |
| PRECIOUS STONES AND PEARLS, UNSET . . Value   | —         | —         | —       | —       | —       | 53,100   | 23,000   | 56,303   | 43,500   | 33,100   |
| RUBBER—   |           |           |         |         |         |          |          |          |          |          |
| Manufactures . . . "  | —         | —         | —       | —       | —       | 10,130   | 10,903   | 9,313    | 14,241   | 10,794   |
| SPICES . . . . Cwts.  | 130       | 734       | 301     | 221     | 3,339   | 12,513   | 45,476   | 11,952   | 6,237    | 49,935   |
| SUGAR—  |           |           |         |         |         |          |          |          |          |          |
| Sugar, 23 Dutch Standard and above . . Tons   | 1,772     | 2,094     | 521     | 1,212   | 706     | 2,24,397 | 2,63,137 | 1,23,395 | 3,13,543 | 1,09,305 |
| TEXTILES—   |           |           |         |         |         |          |          |          |          |          |
| Cotton—   |           |           |         |         |         |          |          |          |          |          |
| Manufactures—   |           |           |         |         |         |          |          |          |          |          |
| Piece-goods—  |           |           |         |         |         |          |          |          |          |          |
| Grey (unbleached) Yards   | 513,073   | 405,302   | 144,493 | 51,325  | 17,100  | 1,11,730 | 36,077   | 33,556   | 12,375   | 3,310    |
| White (bleached) "  | 371,253   | 422,642   | 250,109 | 216,336 | 101,306 | 35,113   | 33,551   | 57,414   | 42,991   | 23,020   |
| Coloured, printed, or dyed . . "  | 1,326,441 | 1,142,190 | 571,436 | 623,306 | 421,532 | 4,41,267 | 2,63,372 | 1,33,167 | 1,50,191 | 93,264   |
| Total Piece-goods . . "   | 2,715,767 | 1,970,134 | 966,038 | 897,517 | 539,938 | 6,33,159 | 4,33,510 | 2,29,137 | 2,06,057 | 1,25,494 |
| Other sorts . . Value   | —         | —         | —       | —       | —       | 4,655    | 4,730    | 11,707   | 13,513   | 3,743    |
| Total Cotton manufactures (including twist and yarn) . . "  | —         | —         | —       | —       | —       | 6,42,314 | 4,43,270 | 2,40,844 | 2,19,570 | 1,34,242 |
| Haberdashery and Millinery . . . . "  | —         | —         | —       | —       | —       | 39,100   | 34,473   | 20,740   | 22,773   | 24,733   |

BAHREIN ISLANDS—concluded

EXPORTS THERE TO—concluded

FOREIGN MERCHANDISE—continued

| ARTICLES  | QUANTITY |         |         |         |         | VALUE     |           |           |           |           |
|---|----------|---------|---------|---------|---------|-----------|-----------|-----------|-----------|-----------|
|   | 1931-32  | 1932-33 | 1933-34 | 1934-35 | 1935-36 | 1931-32   | 1932-33   | 1933-34   | 1934-35   | 1935-36   |
|   |          |         |         |         |         | R         | R         | R         | R         | R         |
| <b>TEXTILES—contd.</b>  |          |         |         |         |         |           |           |           |           |           |
| <b>Silk—</b>  |          |         |         |         |         |           |           |           |           |           |
| Raw . . . . . Lbs.  | 1,560    | 1,738   | 2,730   | 1,977   | 2,155   | 3,610     | 10,570    | 24,900    | 10,320    | 10,575    |
| <b>Manufactures—</b>  |          |         |         |         |         |           |           |           |           |           |
| Silk piecegoods . Yards   | 5,300    | ..      | 1,100   | 31,747  | 5,470   | 7,600     | ..        | 1,300     | 26,490    | 4,830     |
| Goods of silk mixed with other materials . . . . . "                    | ..       | ..      | ..      | 21,148  | ..      | ..        | ..        | ..        | 12,455    | ..        |
| Other manufactures (including silk yarn) . . . . . Value                | —        | —       | —       | —       | —       | 5,800     | 3,850     | 6,805     | 10,070    | 4,530     |
| Total Silk Manufactures (including silk yarn) . . . . . "               | —        | —       | —       | —       | —       | 14,400    | 3,850     | 8,105     | 49,015    | 9,410     |
| <b>Wool—</b>  |          |         |         |         |         |           |           |           |           |           |
| Woolen manufactures . . . . . "   | —        | —       | —       | —       | —       | 5,105     | 11,435    | 7,147     | 16,475    | 11,130    |
| Other Textiles—Manufactures . . . . . "                                 | —        | —       | —       | —       | —       | 43,632    | 44,983    | 40,093    | 1,38,054  | 1,06,174  |
| <b>VEHICLES (excluding LOCOMOTIVES, ETC., FOR RAILWAYS)</b> . . . . . " | —        | —       | —       | —       | —       | 9,075     | 3,610     | 2,373     | 6,022     | 12,933    |
| <b>ALL OTHER ARTICLES OF MERCHANDISE</b> . . . . . "                    | —        | —       | —       | —       | —       | 40,153    | 45,642    | 60,961    | 56,003    | 49,104    |
| <b>GRAND TOTAL</b> . . . . . "  | —        | —       | —       | —       | —       | 12,35,205 | 11,23,279 | 6,92,325  | 10,86,600 | 7,46,858  |
| <b>GRAND TOTAL OF INDIAN AND FOREIGN MERCHANDISE</b> . . . . . "        | —        | —       | —       | —       | —       | 61,40,593 | 49,01,050 | 34,52,829 | 36,82,868 | 33,72,381 |

IRAN

IMPORTS THEREFROM

| ARTICLES  | QUANTITY |         |         |         |         | VALUE    |          |          |          |          |
|---|----------|---------|---------|---------|---------|----------|----------|----------|----------|----------|
|   | 1931-32  | 1932-33 | 1933-34 | 1934-35 | 1935-36 | 1931-32  | 1932-33  | 1933-34  | 1934-35  | 1935-36  |
|   |          |         |         |         |         | R        | R        | R        | R        | R        |
| <b>DRUGS AND MEDICINES (excluding CHEMICALS AND NARCOTICS)—</b> |          |         |         |         |         |          |          |          |          |          |
| Asafetida . . . . . Cwts.                                       | 4,879    | 2,213   | 2,417   | 4,420   | 6,336   | 1,89,373 | 90,943   | 50,653   | 1,03,952 | 1,64,632 |
| Other sorts of drugs and medicines . . . . . Value              | —        | —       | —       | —       | —       | 1,30,132 | 55,702   | 73,133   | 80,851   | 62,934   |
| Total Drugs and Medicines . . . . . "                           | —        | —       | —       | —       | —       | 3,09,505 | 1,46,645 | 1,23,786 | 1,84,803 | 2,27,566 |
| <b>DYING AND TANNING SUBSTANCES</b> . . . . . "                 | —        | —       | —       | —       | —       | 11,310   | 31,559   | 17,204   | 4,867    | 2,695    |
| <b>FISH, excluding CANNED FISH—</b>                             |          |         |         |         |         |          |          |          |          |          |
| Fish, dry, salted . . . . . Cwts.                               | 2,299    | 1,805   | 180     | 30      | 203     | 18,733   | 13,235   | 1,237    | 201      | 1,034    |
| Other sorts . . . . . "   | 2,898    | 1,717   | 1,743   | 410     | 73      | 9,794    | 5,507    | 5,077    | 3,963    | 733      |
| Total Fish (excluding canned fish) . . . . . "                  | 5,197    | 3,522   | 1,923   | 440     | 276     | 28,527   | 18,742   | 6,314    | 4,254    | 1,767    |

## No. 13—continued

## IRAN—continued

## IMPORTS THEREFROM—continued

| ARTICLES   | QUANTITY   |            |            |            |             | VALUE       |             |             |             |             |
|--|------------|------------|------------|------------|-------------|-------------|-------------|-------------|-------------|-------------|
|  | 1931-32    | 1932-33    | 1933-34    | 1934-35    | 1935-36     | 1931-32     | 1932-33     | 1933-34     | 1934-35     | 1935-36     |
|  |            |            |            |            |             | R           | R           | R           | R           | R           |
| <b>FRUITS AND VEGETABLES—</b>  |            |            |            |            |             |             |             |             |             |             |
| Fruits and vegetables :<br>dried, salted, or preserved,<br>not being canned or bottled—      |            |            |            |            |             |             |             |             |             |             |
| Almonds . . . . . Tons   | 908        | 727        | 757        | 950        | 1,100       | 8,33,281    | 5,58,357    | 3,84,359    | 4,66,677    | 5,18,007    |
| Currents and raisins . . . . . "   | 999        | 516        | 638        | 715        | 560         | 2,19,062    | 1,03,575    | 91,386      | 90,332      | 80,915      |
| Dates . . . . . "  | 3,485      | 1,821      | 1,819      | 2,328      | 3,139       | 4,02,942    | 2,27,387    | 1,55,685    | 1,80,176    | 2,63,210    |
| Other sorts . . . . . "  | 162        | 115        | 41         | 88         | 98          | 1,87,688    | 68,288      | 24,604      | 65,427      | 60,618      |
| Total Fruits and Vegetables, dried, etc. . . . . "   | 5,574      | 3,179      | 3,255      | 4,076      | 4,897       | 16,82,868   | 9,50,557    | 6,55,984    | 8,08,612    | 9,17,810    |
| <b>GRAIN, PULSE AND FLOUR—</b>   |            |            |            |            |             |             |             |             |             |             |
| BARLEY . . . . . Tons  | 6          | ..         | 117        | ..         | 1,615       | 830         | ..          | 9,150       | ..          | 1,58,230    |
| <b>GUMS AND RESINS . . . . . Cwts.</b>   | 13,832     | 9,941      | 26,027     | 20,134     | 26,858      | 2,64,329    | 1,30,759    | 3,11,204    | 2,41,266    | 3,25,649    |
| <b>HAIR AND MANUFACTURES OF HAIR—</b>  |            |            |            |            |             |             |             |             |             |             |
| Hair of all kinds . . . . . "  | 437        | 473        | 937        | 1,095      | 1,220       | 9,155       | 9,047       | 19,586      | 19,216      | 27,525      |
| <b>HARDWARE, excluding CUTLERY AND ELECTROPLATED WARE . . . . . Value</b>                    | ..         | ..         | ..         | ..         | ..          | 16,521      | 7,304       | 6,734       | 17,882      | 8,907       |
| <b>HIDES AND SKINS, RAW—</b>   |            |            |            |            |             |             |             |             |             |             |
| Hides, raw . . . . . { Tons<br>= NO. } ..  | 3          | ..         | 2          | 9          | ..          | 1,000       | ..          | 392         | 2,620       | ..          |
| Skins, raw . . . . . { Tons<br>= NO. } ..  | 342        | 257        | 270        | 298        | 283         | 1,85,680    | 95,261      | 85,547      | 1,09,121    | 1,12,458    |
| Total Hides and Skins, raw . . . . . { Tons<br>= NO. } ..                                    | 345        | 257        | 272        | 307        | 283         | 1,86,680    | 95,261      | 85,939      | 1,11,741    | 1,12,458    |
| <b>INSTRUMENTS, APPARATUS AND APPLIANCES AND PARTS THEREOF . . . . . Value</b>               | ..         | ..         | ..         | ..         | ..          | 10,100      | 5,717       | 1,852       | 3,632       | 4,918       |
| <b>MANURES . . . . . Tons</b>  | 286        | 102        | 89         | 88         | 218         | 19,494      | 5,198       | 3,162       | 5,182       | 16,519      |
| <b>METALS AND ORES—</b>  |            |            |            |            |             |             |             |             |             |             |
| German silver . . . . . Cwts.  | ..         | 23         | 26         | ..         | ..          | ..          | 23,000      | 25,787      | ..          | ..          |
| IRON OR STEEL—   |            |            |            |            |             |             |             |             |             |             |
| Old, for remanufacture . . . . . Tons  | 16         | ..         | 163        | 330        | 161         | 907         | ..          | 5,335       | 16,111      | 5,184       |
| Others . . . . . "   | 92         | 50         | 67         | 1          | ..          | 11,156      | 3,108       | 3,410       | 381         | 64          |
| Total Metals (excluding ores) . . . . . "  | 108        | 51         | 231        | 331        | 161         | 12,123      | 26,108      | 84,532      | 16,492      | 5,169       |
| <b>OILS—</b>   |            |            |            |            |             |             |             |             |             |             |
| Mineral—   |            |            |            |            |             |             |             |             |             |             |
| Fuel oils . . . . . Gals.  | 69,338,368 | 65,567,472 | 62,339,798 | 68,428,169 | 104,462,764 | 1,87,59,986 | 1,26,56,530 | 1,17,60,360 | 1,45,30,451 | 1,64,07,044 |
| Kerosene . . . . . "   | 18,551,926 | 6,559,155  | 291,875    | 6,769,526  | 10,805,301  | 95,46,076   | 88,71,452   | 1,92,636    | 36,12,118   | 45,71,347   |
| Lubricating oils . . . . . "   | 1,160      | 9,378      | 2,373      | 17,799     | 380         | 2,861       | 19,785      | 17,532      | 29,207      | 65          |
| Petroleum, dangerous, flashing below 76°F., including petrol, benzine and benzol . . . . . " | 390,000    | 206,320    | 293,040    | 414,208    | 123,200     | 3,47,624    | 1,86,977    | 2,66,100    | 3,75,371    | 1,11,050    |
| Other kinds . . . . . "  | ..         | ..         | 569        | ..         | 1,265,006   | ..          | ..          | 778         | ..          | 2,05,756    |
| Total Mineral oils . . . . . "   | 88,181,449 | 72,342,325 | 62,933,550 | 90,629,612 | 116,656,401 | 2,86,56,547 | 1,67,84,744 | 1,22,37,406 | 1,85,47,147 | 2,12,95,802 |
| <b>PAINTS AND PAINTERS' MATERIALS—</b>   |            |            |            |            |             |             |             |             |             |             |
| Paints and colours . . . . . Cwts.   | ..         | 4,000      | 23,830     | 7,582      | 33,399      | 6           | 16,791      | 77,022      | 29,946      | 93,758      |
| Painters' Materials . . . . . Value  | ..         | ..         | ..         | ..         | ..          | 1,104       | 4           | 199         | 55          | 3           |
| Total Paints and Painters' Materials . . . . . "   | ..         | ..         | ..         | ..         | ..          | 1,110       | 16,795      | 77,221      | 30,002      | 93,761      |
| <b>PERFUMERY (not being PERFUMED SPIRITS) . . . . . "</b>                                    | ..         | ..         | ..         | ..         | ..          | 1,08,660    | 1,13,810    | 75,539      | 80,938      | 57,598      |

IMPORTS THEREFROM—concluded

| ARTICLES  | QUANTITY  |           |         |         |         | VALUE       |             |             |             |             |
|---|-----------|-----------|---------|---------|---------|-------------|-------------|-------------|-------------|-------------|
|   | 1931-32   | 1932-33   | 1933-34 | 1934-35 | 1935-36 | 1931-32     | 1932-33     | 1933-34     | 1934-35     | 1935-36     |
| <b>PROVISIONS AND OILMAN'S STORES, including FISH AND FRUITS AND VEGETABLES, CANNED OR BOTTLED—</b> |           |           |         |         |         | B           | B           | B           | B           | B           |
| Ghi . . . . Cwts.   | 1,020     | 38        | 80      | 168     | 93      | 56,412      | 2,273       | 3,952       | 7,200       | 3,716       |
| Other sorts . . . Value   | —         | —         | —       | —       | —       | 2,314       | 2,214       | 2,243       | 3,391       | 1,440       |
| <b>Total Provisions and Oilman's stores . . .</b>   | —         | —         | —       | —       | —       | 60,226      | 4,487       | 6,298       | 10,591      | 5,156       |
| <b>RUBBER MANUFACTURES . . .</b>  | —         | —         | —       | —       | —       | 30,916      | 6,708       | 5,029       | 616         | 8           |
| <b>SEEDS—</b>   |           |           |         |         |         |             |             |             |             |             |
| <b>Oilseeds—</b>  |           |           |         |         |         |             |             |             |             |             |
| Essential . . . . Tons  | 115       | 46        | 189     | 184     | 31      | 70,679      | 19,229      | 60,422      | 38,293      | 7,905       |
| Non-essential . . . . "   | 760       | 172       | 49      | 296     | 554     | 80,327      | 19,281      | 5,159       | 23,425      | 70,708      |
| Other than oil seeds . Value  | —         | —         | —       | —       | 46      | —           | —           | —           | —           | 5,568       |
| <b>Total Seeds . . .</b>  | 875       | 218       | 188     | 480     | 631     | 1,51,506    | 38,510      | 65,641      | 76,728      | 84,182      |
| <b>TEXTILES—</b>  |           |           |         |         |         |             |             |             |             |             |
| <b>Cotton—</b>  |           |           |         |         |         |             |             |             |             |             |
| Raw . . . . Tons  | 465       | 892       | 874     | 729     | 43      | 2,42,333    | 4,47,602    | 4,32,051    | 4,17,182    | 25,225      |
| Twist and yarn . . . Lbs.   | —         | —         | 75,800  | 87,922  | 14,100  | —           | —           | 40,439      | 51,508      | 9,591       |
| <b>Manufactures—</b>  |           |           |         |         |         |             |             |             |             |             |
| Piecegoods . . . Yds.   | 17,276    | 439,898   | 70,318  | 23,961  | 7,549   | 5,967       | 48,662      | 15,618      | 6,178       | 1,753       |
| <b>Silk—</b>  |           |           |         |         |         |             |             |             |             |             |
| <b>Manufactures—</b>  |           |           |         |         |         |             |             |             |             |             |
| Silk piecegoods . . .   | 46        | 135       | 74      | 22,680  | 67      | 95          | 135         | 72          | 25,807      | 44          |
| <b>Wool—</b>  |           |           |         |         |         |             |             |             |             |             |
| Raw . . . . Lbs.  | 1,954,865 | 1,293,170 | 648,072 | 394,941 | 300,610 | 4,91,510    | 3,02,490    | 1,51,324    | 1,10,653    | 96,955      |
| <b>Manufactures—</b>  |           |           |         |         |         |             |             |             |             |             |
| Carpets and floor rugs . .  | 145,904   | 77,992    | 14,449  | 9,511   | 9,596   | 2,07,241    | 79,398      | 18,241      | 14,994      | 11,588      |
| Other sorts . . . Value   | —         | —         | —       | —       | —       | 1,550       | 9,789       | 116         | 1,905       | 101         |
| <b>Total Woolen manufactures . .</b>  | —         | —         | —       | —       | —       | 2,08,891    | 89,487      | 18,357      | 16,899      | 11,689      |
| <b>ARTIFICIAL SILK—</b>   |           |           |         |         |         |             |             |             |             |             |
| Piece goods made entirely of Artificial Silk . Yds.   | —         | 40        | 318     | 110,381 | 189     | —           | 20          | 163         | 17,643      | 77          |
| <b>POSTAL ARTICLES NOT SPECIFIED . . . . .</b>  | —         | —         | —       | —       | —       | 5,213       | 700         | 2,307       | 1,159       | 932         |
| <b>ALL OTHER ARTICLES OF MERCHANDISE . . . . .</b>  | —         | —         | —       | —       | —       | 35,008      | 96,446      | 49,905      | 40,742      | 48,453      |
| <b>GRAND TOTAL . . . . .</b>  | —         | —         | —       | —       | —       | 2,75,92,779 | 1,93,27,092 | 1,44,51,847 | 2,03,50,711 | 2,35,42,440 |

EXPORTS THERETO

INDIAN MERCHANDISE

| ARTICLES   | QUANTITY |         |         |         |         | VALUE   |         |         |         |         |
|--|----------|---------|---------|---------|---------|---------|---------|---------|---------|---------|
|  | 1931-32  | 1932-33 | 1933-34 | 1934-35 | 1935-36 | 1931-32 | 1932-33 | 1933-34 | 1934-35 | 1935-36 |
| <b>APPAREL (including DRAPERY, UNIFORMS AND ACCOUTREMENTS, BUT excluding HOSIERY AND BOOTS AND SHOS) Value</b> | —        | —       | —       | —       | —       | —       | —       | —       | —       | —       |
| <b>BOOKS, PRINTED, AND PRINTED MATTER (not being STATIONERY), including MAPS AND CHARTS . . . . . Cwts.</b>    | 135      | 258     | 101     | 788     | 165     | 8,938   | 17,620  | 3,738   | 14,901  | 21,066  |
| <b>BOOTS AND SHOS . . . Pairs</b>  | 2,471    | 1,410   | 800     | 5,245   | —       | 3,774   | 1,900   | 225     | 11,210  | —       |
| <b>CANELS OF ALL KINDS . . . Lbs.</b>  | 1,296    | 42,116  | 72,638  | 76,338  | 114,708 | 645     | 11,847  | 29,429  | 22,125  | 32,706  |

## No. 13—continued

## IRAN—continued

## EXPORTS THERE TO—continued

## INDIAN MERCHANDISE—continued

| ARTICLES   | QUANTITY     |              |              |              |                | VALUE           |                 |                 |                 |                 |
|--|--------------|--------------|--------------|--------------|----------------|-----------------|-----------------|-----------------|-----------------|-----------------|
|  | 1981-82      | 1982-83      | 1983-84      | 1984-85      | 1985-86        | 1981-82         | 1982-83         | 1983-84         | 1984-85         | 1985-86         |
| <b>CORDAGE AND ROPE OF VEGETABLE FIBRE (excluding JUTE AND COTTON) Cwts.</b> | 310          | 665          | 181          | 387          | 801            | B               | B               | B               | B               | B               |
| <b>DRUGS AND MEDICINES (excluding CHEMICALS AND NARCOTICS) Value</b>         | —            | —            | —            | —            | —              | 46,448          | 21,221          | 16,995          | 26,020          | 15,164          |
| <b>DYEING AND TANNING SUBSTANCES—</b>  |              |              |              |              |                |                 |                 |                 |                 |                 |
| Turmeric . . . . . Cwts.   | 6,605        | 3,794        | 9,061        | 9,278        | 14,115         | 1,67,738        | 91,062          | 1,77,995        | 1,62,936        | 2,40,565        |
| Other sorts . . . . . "  | 110          | 57           | 23           | 39           | 5              | 6,902           | 316             | 2,100           | 442             | 50              |
| <b>Total Dyeing and Tanning substances</b> . . . . . "                       | <b>6,715</b> | <b>3,851</b> | <b>9,104</b> | <b>9,312</b> | <b>14,120</b>  | <b>1,74,640</b> | <b>92,278</b>   | <b>1,80,095</b> | <b>1,63,378</b> | <b>2,40,615</b> |
| <b>FRUITS AND VEGETABLES—</b>  |              |              |              |              |                |                 |                 |                 |                 |                 |
| <b>Fresh fruits and vegetables—</b>  |              |              |              |              |                |                 |                 |                 |                 |                 |
| Fresh fruits . . . . . Value   | —            | —            | —            | —            | —              | 2,551           | 4,853           | 10,158          | 8,566           | 7,468           |
| Fresh vegetables of all kinds . . . . . "                                    | —            | —            | —            | —            | —              | 32              | 478             | 2,859           | 4,550           | 3,905           |
| Fruits and vegetables: dried, salted, or preserved, all sorts . . . . . Tons | 104          | 386          | 71           | 180          | 239            | 18,980          | 43,231          | 9,784           | 21,007          | 30,524          |
| <b>Total Fruits and Vegetables</b> . . . . . Value                           | <b>—</b>     | <b>—</b>     | <b>—</b>     | <b>—</b>     | <b>—</b>       | <b>16,563</b>   | <b>48,562</b>   | <b>22,751</b>   | <b>34,123</b>   | <b>41,897</b>   |
| <b>GRAIN, PULSE, AND FLOUR—</b>  |              |              |              |              |                |                 |                 |                 |                 |                 |
| <b>Rice, not in the husk—</b>  |              |              |              |              |                |                 |                 |                 |                 |                 |
| Boiled rice . . . . . Tons   | 259          | 1,206        | 248          | 189          | ..             | 26,958          | 1,24,912        | 18,353          | 18,278          | 44              |
| Cleaned rice . . . . . "   | 34           | 144          | 215          | 44           | 291            | 8,443           | 24,795          | 24,605          | 4,587           | 22,015          |
| Other sorts . . . . . "  | ..           | ..           | ..           | ..           | 2              | 30              | 28              | 84              | ..              | 341             |
| <b>Total Rice, not in the husk</b> . . . . . "                               | <b>293</b>   | <b>1,440</b> | <b>463</b>   | <b>233</b>   | <b>293</b>     | <b>35,431</b>   | <b>1,59,735</b> | <b>43,042</b>   | <b>22,815</b>   | <b>22,400</b>   |
| Other sorts . . . . . "  | 45           | 37           | 10           | 18           | ..             | 6,058           | 3,562           | 1,109           | 2,339           | 112             |
| <b>Total Grain, Pulse, and Flour</b> . . . . . "                             | <b>338</b>   | <b>1,527</b> | <b>473</b>   | <b>251</b>   | <b>293</b>     | <b>41,489</b>   | <b>1,63,297</b> | <b>44,151</b>   | <b>25,154</b>   | <b>22,512</b>   |
| <b>HARDWARE AND CUTLERY, including PLATEDWARE Value</b>                      | —            | —            | —            | —            | —              | 5,958           | 5,117           | 14,108          | 13,911          | 12,013          |
| <b>HIDES AND SKINS, RAW—</b>   |              |              |              |              |                |                 |                 |                 |                 |                 |
| Buffalo hides . . . . . { Tons<br>-No. }                                     | 2<br>-302    | ..           | 3<br>-380    | 27<br>-138   | 108<br>-10,600 | 1,402           | ..              | 1,464           | 25,810          | 58,066          |
| Cow hides . . . . . { Tons<br>-No. }   | ..           | ..           | ..           | ..           | 22<br>-7,074   | ..              | ..              | ..              | ..              | 17,378          |
| <b>LEATHER—</b>  |              |              |              |              |                |                 |                 |                 |                 |                 |
| Unwrought . . . . . Cwts.  | 47           | 252          | 20           | ..           | 2              | 9,094           | 23,702          | 2,475           | ..              | 200             |
| Manufactures (excluding boots and shoes)—                                    |              |              |              |              |                |                 |                 |                 |                 |                 |
| Saddlery and harness . . . . . Value   | —            | —            | —            | —            | —              | 1,32,545        | ..              | 64,667          | 1,35,953        | 2,26,384        |
| <b>METALS AND ORES—</b>  |              |              |              |              |                |                 |                 |                 |                 |                 |
| <b>Iron or Steel—</b>  |              |              |              |              |                |                 |                 |                 |                 |                 |
| Sheets and plates (including galvanised and tinned plates) . . . . . Tons    | ..           | ..           | 14           | 2            | 56             | ..              | ..              | 2,185           | 346             | 16,000          |
| Metals unenumerated . . . . . "  | 4            | 13           | 6            | 8            | 28             | 4,072           | 4,480           | 4,947           | 1,059           | 11,286          |
| Ores unenumerated . . . . . "  | ..           | ..           | ..           | ..           | 1,000          | ..              | ..              | ..              | ..              | 18,748          |
| <b>Total metals and ores</b> . . . . . "                                     | <b>4</b>     | <b>13</b>    | <b>20</b>    | <b>10</b>    | <b>1,084</b>   | <b>4,072</b>    | <b>4,480</b>    | <b>7,132</b>    | <b>4,405</b>    | <b>46,034</b>   |



No. 13—continued

IRAN—continued

EXPORTS THERE TO—continued

INDIAN MERCHANDISE—continued

| ARTICLES   | QUANTITY   |           |           |           |           | VALUE       |           |           |           |           |
|--|------------|-----------|-----------|-----------|-----------|-------------|-----------|-----------|-----------|-----------|
|  | 1931-32    | 1932-33   | 1933-34   | 1934-35   | 1935-36   | 1931-32     | 1932-33   | 1933-34   | 1934-35   | 1935-36   |
| <b>PROVISIONS AND OILMAN'S STORES—</b>                                 |            |           |           |           |           | R           | ₹         | R         | ₹         | ₹         |
| Butter . . . . . Cwts.   | 193        | 106       | 113       | 6         | ..        | 14,908      | 7,301     | 6,981     | 367       | ..        |
| Other sorts of provisions Value  | —          | —         | —         | —         | —         | 11,486      | 3,554     | 1,800     | 5,185     | 3,479     |
| <b>Total Provisions and Oilman's stores</b>                            | —          | —         | —         | —         | —         | 26,394      | 10,855    | 8,781     | 5,542     | 3,479     |
| <b>SPICES—</b>   |            |           |           |           |           |             |           |           |           |           |
| Cardamoms . . . . . Cwts.  | 130        | 118       | 193       | 145       | 165       | 14,914      | 15,679    | 25,193    | 19,167    | 25,140    |
| Chillies . . . . . "   | 555        | 41        | 8         | 10        | 4         | 10,573      | 726       | 111       | 140       | 63        |
| Ginger . . . . . "   | 2,165      | 1,047     | 513       | 419       | 723       | 63,899      | 28,476    | 12,951    | 9,497     | 22,311    |
| Pepper . . . . . "   | 3,697      | 1,993     | 2,031     | 3,057     | 129       | 1,43,325    | 97,608    | 97,167    | 1,38,565  | 4,008     |
| Other sorts . . . . . "  | 30         | 31        | 29        | 31        | 15        | 931         | 931       | 507       | 747       | 375       |
| <b>Total Spices</b>  | 5,577      | 3,235     | 2,769     | 3,662     | 1,036     | 2,33,712    | 1,43,470  | 1,35,934  | 1,68,130  | 51,892    |
| <b>TEA, BLACK</b> . . . . . Lbs.                                       | 2,014,544  | 1,432,420 | 1,075,193 | 325,149   | 1,810,975 | 9,68,850    | 6,54,589  | 5,57,602  | 1,94,753  | 14,23,215 |
| <b>TEXTILES—</b>   |            |           |           |           |           |             |           |           |           |           |
| <b>Cotton—</b>   |            |           |           |           |           |             |           |           |           |           |
| Waste . . . . . Cwts.  | ..         | 75        | 1,354     | 1,432     | 1,188     | ..          | 741       | 12,046    | 13,866    | 10,413    |
| Twist and yarn . . . . . Lbs.  | 6,230,505  | 3,653,660 | 4,849,342 | 1,537,754 | 3,200     | 33,20,136   | 20,41,493 | 23,61,593 | 3,23,895  | 3,781,112 |
| <b>Manufactures—</b>   |            |           |           |           |           |             |           |           |           |           |
| <b>Piecegoods—</b>   |            |           |           |           |           |             |           |           |           |           |
| Grey (unbleached) Yards  | 362,040    | 29,143    | 130,000   | 32,556    | 75,000    | 58,710      | 5,472     | 81,100    | 6,475     | 16,000    |
| White (bleached) "   | 12,430     | ..        | 16,140    | 4,535     | 3,550     | 1,920       | ..        | 4,458     | 1,300     | 1,157     |
| Coloured, printed, or dyed . . . . . "                                 | 19,903,399 | 7,901,044 | 3,794,235 | 5,992,237 | 9,021,738 | 47,03,523   | 13,12,030 | 17,73,604 | 12,61,503 | 16,16,535 |
| <b>Total Piecegoods</b>  | 20,177,829 | 8,020,187 | 3,940,425 | 6,036,378 | 9,105,288 | 47,04,158   | 13,24,562 | 13,09,162 | 13,69,281 | 16,32,742 |
| Thread, sewing . . . . . Lbs.  | 43,137     | 13,070    | 3,730     | 13,779    | 30,566    | 60,972      | 19,298    | 3,575     | 17,650    | 23,030    |
| Other sorts of manufactures . . . . . Value                            | —          | —         | —         | —         | —         | 5,534       | 6,994     | 3,925     | 3,956     | 3,051     |
| <b>Total Cotton, manufactures (including twist and yarn)</b>           | —          | —         | —         | —         | —         | 66,60,350   | 33,92,342 | 41,73,260 | 21,13,782 | 16,67,614 |
| <b>Jute—</b>   |            |           |           |           |           |             |           |           |           |           |
| <b>Manufactures—</b>   |            |           |           |           |           |             |           |           |           |           |
| Gunny bags . . . . . No.   | 332,997    | 227,540   | 397,800   | 132,450   | 343,750   | 1,15,093    | 63,636    | 91,737    | 54,872    | 33,434    |
| " cloth . . . . . Yards  | 1,203,795  | 1,192,700 | 644,933   | 1,110,170 | 51,400    | 2,39,333    | 2,06,373  | 1,23,729  | 1,73,691  | 7,030     |
| Rope and twine . . . . . Cwts.   | 520        | 265       | 375       | 517       | 47        | 12,716      | 6,713     | 7,327     | 13,651    | 751       |
| Other sorts . . . . . Value  | —          | —         | —         | —         | —         | 450         | 600       | 2,745     | 770       | 400       |
| <b>Total Jute manufactures (including twist and yarn)</b>              | —          | —         | —         | —         | —         | 3,67,600    | 2,32,331  | 2,35,588  | 2,47,934  | 91,715    |
| <b>WOOD AND TIMBER—</b>  |            |           |           |           |           |             |           |           |           |           |
| Teak wood . . . . . Cubic Tons   | 16         | 7         | 40        | 325       | 249       | 4,333       | 1,239     | 10,746    | 33,113    | 61,963    |
| Other kinds of wood and timber . . . . . Value                         | —          | —         | —         | —         | —         | 2,630       | 4,639     | 3,600     | 31,735    | 9,113     |
| Manufactures of wood, other than furniture and cabinetware . . . . . " | —          | —         | —         | —         | —         | 469         | 4,039     | 123       | 7,341     | 25,705    |
| <b>Total wood and timber</b>   | —          | —         | —         | —         | —         | 7,937       | 10,597    | 14,471    | 1,27,344  | 96,781    |
| <b>POSTAL ARTICLES</b> . . . . . "                                     | —          | —         | —         | —         | —         | 69,553      | 66,764    | 34,107    | 33,330    | 1,42,973  |
| <b>ALL OTHER ARTICLES OF MERCHANDISE</b> . . . . . "                   | —          | —         | —         | —         | —         | 1,11,694    | 71,035    | 53,533    | 25,373    | 1,11,333  |
| <b>GRAND TOTAL</b>   | —          | —         | —         | —         | —         | 1,03,34,320 | 55,34,934 | 56,66,533 | 35,39,931 | 43,62,433 |

No. 13—continued  
 IRAN—continued  
 EXPORTS THERE TO—continued

## FOREIGN MERCHANDISE

| ARTICLES  | QUANTITY |         |         |         |         | VALUE   |         |         |         |          |
|---|----------|---------|---------|---------|---------|---------|---------|---------|---------|----------|
|   | 1931-32  | 1932-33 | 1933-34 | 1934-35 | 1935-36 | 1931-32 | 1932-33 | 1933-34 | 1934-35 | 1935-36  |
|   |          |         |         |         |         | B       | B       | B       | B       | B        |
| APPAREL (including DRAPEY,<br>UNIFORMS, ACCOUTRE-<br>MENTS, BUT excluding<br>HOSIERY AND BOOTS<br>AND SHOS) . . . Value | —        | —       | —       | —       | —       | 659     | 422     | 8,350   | 1,965   | 58,921   |
| CHEMICALS AND CHEMICAL<br>PREPARATIONS (excluding<br>CHEMICAL MANURES<br>AND MEDICINES)—                                |          |         |         |         |         |         |         |         |         |          |
| Ammonia and salts<br>thereof . . . Cwts.  | 471      | 201     | 114     | 245     | 218     | 11,231  | 4,893   | 5,095   | 6,082   | 5,408    |
| Other sorts of Chemicals Value  | —        | —       | —       | —       | —       | 9,931   | 18,953  | 16,987  | 7,213   | 27,987   |
| Total Chemicals, etc. "   | —        | —       | —       | —       | —       | 21,162  | 23,846  | 20,082  | 13,295  | 33,395   |
| COFFEES . . . Cwts.   | 276      | ..      | ..      | ..      | ..      | 10,301  | ..      | ..      | ..      | ..       |
| DRUGS AND MEDICINES<br>(excluding CHEMICALS<br>AND NARCOTICS) . Value   | —        | —       | —       | —       | —       | 21,024  | 14,050  | 12,502  | 9,331   | 13,583   |
| DYEING AND TANNING<br>SUBSTANCES—   |          |         |         |         |         |         |         |         |         |          |
| Cochineal . . . Cwts.   | 93       | 38      | 24      | 67      | 25      | 16,342  | 6,526   | 3,041   | 7,149   | 2,586    |
| Aniline . . . Lbs.  | 18,128   | 44,396  | 43,934  | 58,500  | 101,043 | 18,390  | 37,391  | 36,982  | 51,935  | 90,377   |
| Other kinds . . . Value   | —        | —       | —       | —       | —       | 60,583  | 4,779   | 16,787  | 1,900   | 13,415   |
| Total Dyeing and Tan-<br>ning Substances . "  | —        | —       | —       | —       | —       | 95,315  | 48,696  | 56,810  | 60,984  | 1,06,378 |
| EARTHENWARE AND POR-<br>CELAIN (excluding PIPES<br>OF EARTHENWARE) . "  | —        | —       | —       | —       | —       | 3,045   | 3,251   | 9,331   | 16,507  | 9,972    |
| GLASS AND GLASSWARE . "   | —        | —       | —       | —       | —       | 19,415  | 21,133  | 17,535  | 24,647  | 10,663   |
| GUMS AND RESINS—  |          |         |         |         |         |         |         |         |         |          |
| Olibanum or frankincense Cwts.  | 597      | 88      | 70      | 166     | 113     | 10,630  | 2,091   | 1,467   | 2,062   | 1,920    |
| Other sorts . . . "   | 402      | 40      | 21      | 27      | 22      | 6,909   | 1,391   | 1,057   | 1,566   | 565      |
| Total Gums and Resins . "   | 1,000    | 128     | 91      | 193     | 135     | 17,539  | 3,482   | 2,524   | 3,628   | 2,485    |
| HARDWARE (excluding<br>CUTLERY AND ELECTRO-<br>PLATED WARE) . Value   | —        | —       | —       | —       | —       | 27,551  | 42,769  | 72,438  | 34,006  | 34,032   |
| INSTRUMENTS, APPARATUS<br>AND APPLIANCES, AND<br>PARTS THEREOF . "  | —        | —       | —       | —       | —       | 3,926   | 10,963  | 9,626   | 10,171  | 9,787    |
| LIQUORS . . . Gals.   | 453      | 605     | 612     | 623     | 543     | 5,491   | 7,053   | 8,939   | 14,178  | 3,590    |
| MACHINERY AND MILL-<br>WORK . . . Value   | —        | —       | —       | —       | —       | 31,445  | 4,262   | 14,491  | 57,420  | 39,939   |

FOREIGN MERCHANDISE—continued

| ARTICLES  | QUANTITY         |                  |                  |                  |                | VALUE           |                  |                  |                 |                 |
|---|------------------|------------------|------------------|------------------|----------------|-----------------|------------------|------------------|-----------------|-----------------|
|   | 1931-32          | 1932-33          | 1933-34          | 1934-35          | 1935-36        | 1931-32         | 1932-33          | 1933-34          | 1934-35         | 1935-36         |
| <b>METALS AND ORES—</b>   |                  |                  |                  |                  |                |                 |                  |                  |                 |                 |
| Bronze, and similar alloys, wrought . Cwts.                           | 223              | 190              | 25               | 79               | 335            | 11,793          | 8,841            | 1,495            | 3,490           | 8,976           |
| Copper, wrought—<br>Sheets and other manufactures . . . . .           | 92               | 6                | 438              | 3,354            | 6,187          | 4,729           | 329              | 15,480           | 99,608          | 1,95,029        |
| Iron or Steel . . . . . Tons  | 25               | 38               | 81               | 33               | 49             | 7,626           | 11,825           | 7,344            | 11,456          | 14,883          |
| Tin . . . . . Cwts.   | 231              | 179              | 169              | 59               | 59             | 24,214          | 18,242           | 21,103           | 8,980           | 9,318           |
| Others . . . . .  | 111              | 145              | 273              | 673              | 429            | 10,481          | 15,518           | 20,150           | 56,932          | 52,814          |
| <b>Total Metals and Ores . Tons</b>                                   | <b>57</b>        | <b>59</b>        | <b>76</b>        | <b>246</b>       | <b>400</b>     | <b>58,843</b>   | <b>54,741</b>    | <b>75,572</b>    | <b>1,80,244</b> | <b>2,81,018</b> |
| <b>OILS—</b>  |                  |                  |                  |                  |                |                 |                  |                  |                 |                 |
| Mineral . . . . . Gals.   | 5,377            | 11,367           | 35,007           | 17,544           | 5,877          | 15,039          | 37,938           | 64,082           | 47,915          | 11,542          |
| Others . . . . .  | 60               | 77               | 249              | 181              | 144            | 186             | 195              | 1,069            | 529             | 208             |
| <b>Total Oils . . . . .</b>   | <b>5,437</b>     | <b>11,444</b>    | <b>35,256</b>    | <b>17,725</b>    | <b>6,021</b>   | <b>15,225</b>   | <b>38,134</b>    | <b>65,151</b>    | <b>48,444</b>   | <b>11,750</b>   |
| <b>PAINTS AND COLOURS . Cwts.</b>                                     |                  |                  |                  |                  |                |                 |                  |                  |                 |                 |
|   | 24               | 169              | 271              | 140              | 171            | 5,236           | 9,235            | 17,625           | 9,519           | 9,661           |
| <b>PAPER AND PASTEBOARD—</b>  |                  |                  |                  |                  |                |                 |                  |                  |                 |                 |
| Writing paper and envelopes . . . . . Value                           | —                | —                | —                | —                | —              | 6,456           | 7,909            | 16,231           | 7,060           | 5,300           |
| Other kinds of paper (including paper manufactures) . . . . .         | —                | —                | —                | —                | —              | 3,239           | 997              | 966              | 1,951           | 9,635           |
| Pasteboard, millboard and cardboard of all kinds . Cwts.              | 154              | 259              | 34               | 14               | 2              | 1,924           | 2,781            | 220              | 180             | 35              |
| <b>Total Paper and Pasteboard Value</b>                               | <b>—</b>         | <b>—</b>         | <b>—</b>         | <b>—</b>         | <b>—</b>       | <b>11,619</b>   | <b>11,587</b>    | <b>17,467</b>    | <b>9,191</b>    | <b>14,970</b>   |
| <b>RUBBER MANUFACTURES . . . . .</b>                                  |                  |                  |                  |                  |                |                 |                  |                  |                 |                 |
| SPONGES . . . . . Cwts.   | 675              | 1,417            | 2,453            | 665              | 16,014         | 7,42,341        | 2,02,145         | 34,637           | 41,622          | 31,297          |
| STATIONERY (excluding PAPER) . . . . . Value                          | —                | —                | —                | —                | —              | 27,825          | 36,391           | 70,921           | 14,690          | 3,18,602        |
| <b>SUGAR—</b>   |                  |                  |                  |                  |                |                 |                  |                  |                 |                 |
| Sugar, 28 Dutch standard and above . . . . . Tons                     | 616              | —                | 488              | 252              | 3              | 1,31,776        | 30               | 85,075           | 54,229          | 980             |
| <b>TEXTILES—</b>  |                  |                  |                  |                  |                |                 |                  |                  |                 |                 |
| <b>Cotton—</b>  |                  |                  |                  |                  |                |                 |                  |                  |                 |                 |
| Twist and yarn . . . . . Lbs.   | 450,781          | 1,220,200        | 390,500          | 84,600           | ..             | 3,88,484        | 3,50,734         | 2,73,666         | 67,560          | ..              |
| <b>Manufactures—</b>  |                  |                  |                  |                  |                |                 |                  |                  |                 |                 |
| <b>Piecegoods—</b>  |                  |                  |                  |                  |                |                 |                  |                  |                 |                 |
| Grey (unbleached) . . . . . Yards                                     | 156,717          | 244,704          | 81,030           | ..               | ..             | 49,637          | 56,770           | 15,078           | ..              | ..              |
| White (bleached) . . . . .  | 707,514          | 1,135,531        | 2,537,114        | 428,034          | 64,000         | 1,68,799        | 2,53,561         | 5,58,879         | 81,765          | 13,299          |
| Coloured, printed, or dyed . . . . .                                  | 1,329,025        | 5,034,190        | 6,522,343        | 991,060          | 680,274        | 2,37,701        | 9,02,947         | 12,40,227        | 2,04,109        | 1,38,081        |
| Ferts of all descriptions . . . . .                                   | 1,098            | ..               | ..               | ..               | ..             | 325             | ..               | ..               | ..              | ..              |
| <b>Total Piecegoods . . . . .</b>                                     | <b>2,194,354</b> | <b>6,414,425</b> | <b>9,140,437</b> | <b>1,419,144</b> | <b>744,274</b> | <b>5,06,512</b> | <b>12,13,278</b> | <b>18,09,184</b> | <b>2,85,974</b> | <b>1,45,380</b> |
| Other sorts of manufactures . . . . . Value                           | —                | —                | —                | —                | —              | 3,852           | 1,250            | 2,225            | 1,175           | 1,792           |
| <b>Total Cotton manufactures (including twist and yarn) . . . . .</b> | <b>—</b>         | <b>—</b>         | <b>—</b>         | <b>—</b>         | <b>—</b>       | <b>3,98,318</b> | <b>20,65,262</b> | <b>20,85,075</b> | <b>3,54,609</b> | <b>1,47,172</b> |
| <b>Haberdaashery and millinery . . . . .</b>                          | <b>—</b>         | <b>—</b>         | <b>—</b>         | <b>—</b>         | <b>—</b>       | <b>11,452</b>   | <b>7,381</b>     | <b>7,364</b>     | <b>6,268</b>    | <b>1,721</b>    |

No. 13—continued

IRAN—concluded

EXPORTS THERE TO—concluded

## FOREIGN MERCHANDISE—concluded

| ARTICLES  | QUANTITY |         |         |         |         | VALUE       |           |           |           |           |
|---|----------|---------|---------|---------|---------|-------------|-----------|-----------|-----------|-----------|
|   | 1931-32  | 1932-33 | 1933-34 | 1934-35 | 1935-36 | 1931-32     | 1932-33   | 1933-34   | 1934-35   | 1935-36   |
| <b>TEXTILES—continued</b>                                   |          |         |         |         |         | R           | R         | R         | R         | R         |
| <b>Silk—</b>  |          |         |         |         |         |             |           |           |           |           |
| Manufactures—   |          |         |         |         |         |             |           |           |           |           |
| Piece goods . . . Yards                                     | ..       | ..      | ..      | 55,220  | 86,975  | ..          | ..        | ..        | 35,890    | 31,720    |
| Other sorts . . . Value                                     | —        | —       | —       | —       | —       | ..          | ..        | ..        | 8,000     | ..        |
| Total Silk manufactures ..                                  | —        | —       | —       | —       | —       | ..          | ..        | ..        | 38,890    | 31,720    |
| <b>Wool—</b>  |          |         |         |         |         |             |           |           |           |           |
| Manufactures—   |          |         |         |         |         |             |           |           |           |           |
| Piece goods . . . Yards                                     | 5,517    | 320     | 1,060   | 6,300   | 20,099  | 15,458      | 2,350     | 4,665     | 6,505     | 41,988    |
| Other sorts . . . Value                                     | —        | —       | —       | —       | —       | 5,208       | 1,075     | 1,275     | 6,157     | —         |
| Total Woollen manufactures ..                               | —        | —       | —       | —       | —       | 20,751      | 3,425     | 5,940     | 12,662    | 41,988    |
| <b>Other textiles—</b>                                      |          |         |         |         |         |             |           |           |           |           |
| Manufactured . . .  | —        | —       | —       | —       | —       | 5,712       | 242       | 20,014    | 1,02,687  | 39,812    |
| <b>VEHICLES (excluding LOCOMOTIVES, ETC., FOR RAILWAYS)</b> | —        | —       | —       | —       | —       | 47,298      | 44,180    | 23,042    | 54,781    | 55,640    |
| <b>POPEAL ARTICLES</b>                                      | —        | —       | —       | —       | —       | 83,657      | 25,268    | ..        | 1,394     | ..        |
| <b>ALL OTHER ARTICLES OF MERCHANDISE</b>                    | —        | —       | —       | —       | —       | 34,442      | 32,339    | 45,276    | 36,542    | 24,220    |
| <b>GRAND TOTAL</b>  | —        | —       | —       | —       | —       | 24,09,759   | 27,81,738 | 27,94,844 | 12,14,444 | 13,43,381 |
| <b>GRAND TOTAL OF INDIAN AND FOREIGN MERCHANDISE</b>        | —        | —       | —       | —       | —       | 1,32,04,079 | 83,10,667 | 84,51,322 | 47,54,425 | 57,05,814 |

## HENJAM ISLAND

## IMPORTS THEREFROM

| ARTICLES   | QUANTITY |         |         |         |         | VALUE   |         |         |         |         |
|--|----------|---------|---------|---------|---------|---------|---------|---------|---------|---------|
|  | 1931-32  | 1932-33 | 1933-34 | 1934-35 | 1935-36 | 1931-32 | 1932-33 | 1933-34 | 1934-35 | 1935-36 |
| <b>WOOD AND TIMBER—</b>  |          |         |         |         |         | R       | R       | R       | R       | R       |
| Manufactures of wood other than furniture and Cabinet ware . . . Value | —        | —       | —       | —       | —       | ..      | 17,408  | ..      | ..      | ..      |
| <b>ALL OTHER ARTICLES OF MERCHANDISE</b>                               | —        | —       | —       | —       | —       | 1,555   | 782     | 80      | 261     | 635     |
| <b>GRAND TOTAL</b>   | —        | —       | —       | —       | —       | 1,555   | 18,190  | 80      | 261     | 635     |

HENJAM ISLANDS—continued

EXPORTS THERETO

INDIAN MERCHANDISE

| ARTICLES                                  | QUANTITY |         |         |         |         | VALUE   |         |         |         |         |
|---|----------|---------|---------|---------|---------|---------|---------|---------|---------|---------|
|   | 1931-32  | 1932-33 | 1933-34 | 1934-35 | 1935-36 | 1931-32 | 1932-33 | 1933-34 | 1934-35 | 1935-36 |
| FRUITS AND VEGETABLES—                    |          |         |         |         |         | R       | R       | R       | R       | R       |
| Fresh fruits and vegetables . . . Value   | —        | —       | —       | —       | —       | 29,271  | 31,918  | 61,108  | 62,370  | 58,452  |
| Nuts—                                     |          |         |         |         |         |         |         |         |         |         |
| Manufactures—                             |          |         |         |         |         |         |         |         |         |         |
| Gunny cloth . . . Yards                   | ..       | 115,000 | ..      | ..      | ..      | ..      | 24,062  | ..      | ..      | ..      |
| POSTAL ARTICLES . . . Value               | —        | —       | —       | —       | —       | 282     | 243     | 269     | 81      | 45      |
| ALL OTHER ARTICLES OF MERCHANDISE . . . " | —        | —       | —       | —       | —       | 11,332  | 3,167   | 9,528   | 6,274   | 386     |
| GRAND TOTAL . . . "                       | —        | —       | —       | —       | —       | 40,885  | 59,365  | 70,895  | 68,725  | 8,885   |

FOREIGN MERCHANDISE

| ARTICLES  | QUANTITY |         |         |         |         | VALUE   |         |         |         |         |
|---|----------|---------|---------|---------|---------|---------|---------|---------|---------|---------|
|   | 1931-32  | 1932-33 | 1933-34 | 1934-35 | 1935-36 | 1931-32 | 1932-33 | 1933-34 | 1934-35 | 1935-36 |
| FRUITS AND VEGETABLES—                                |          |         |         |         |         | R       | R       | R       | R       | R       |
| Fresh fruits and vegetables Value                     | —        | —       | —       | —       | —       | 36,591  | 18,700  | 10,995  | ..      | ..      |
| ALL OTHER ARTICLES OF MERCHANDISE . . . "             | —        | —       | —       | —       | —       | 5,821   | 1,644   | 1,684   | 3,537   | 1,734   |
| GRAND TOTAL . . . "                                   | —        | —       | —       | —       | —       | 42,412  | 20,344  | 12,679  | 3,537   | 1,734   |
| GRAND TOTAL OF INDIAN AND FOREIGN MERCHANDISE . . . " | —        | —       | —       | —       | —       | 68,297  | 79,709  | 83,574  | 72,262  | 10,619  |

AFGHANISTAN

IMPORTS THEREFROM

Nil

EXPORTS THERETO

INDIAN MERCHANDISE

| ARTICLES                                      | QUANTITY |         |         |         |         | VALUE   |         |         |         |         |
|---|----------|---------|---------|---------|---------|---------|---------|---------|---------|---------|
|   | 1931-32  | 1932-33 | 1933-34 | 1934-35 | 1935-36 | 1931-32 | 1932-33 | 1933-34 | 1934-35 | 1935-36 |
| TEXTILES—                                     |          |         |         |         |         | R       | R       | R       | R       | R       |
| Cotton—                                       |          |         |         |         |         |         |         |         |         |         |
| Manufactures—                                 |          |         |         |         |         |         |         |         |         |         |
| Piecegoods—                                   |          |         |         |         |         |         |         |         |         |         |
| Coloured, printed or dyed . . . Yds.          | 61,900   | 4,820   | 4,900   | ..      | ..      | 25,680  | 3,700   | 1,100   | ..      | ..      |
| ALL OTHER ARTICLES OF MERCHANDISE . . . Value | —        | —       | —       | —       | —       | 5,245   | ..      | 805     | ..      | ..      |
| GRAND TOTAL . . . "                           | —        | —       | —       | —       | —       | 30,925  | 3,700   | 1,905   | ..      | ..      |

No. 13—continued

## AFGHANISTAN—continued

## EXPORTS THERETO—continued

## FOREIGN MERCHANDISE

| ARTICLES  | QUANTITY        |         |         |         |         | VALUE       |             |          |         |         |
|---|-----------------|---------|---------|---------|---------|-------------|-------------|----------|---------|---------|
|   | 1931-32         | 1932-33 | 1933-34 | 1934-35 | 1935-36 | 1931-32     | 1932-33     | 1933-34  | 1934-35 | 1935-36 |
| TEXTILES—<br>Cotton—<br>Manufactures—<br>Piecegoods<br>ALL OTHER ARTICLES OF<br>MERCHANDISE | Yards<br>69,650 | 52,958  | 3,969   | ..      | ..      | R<br>16,911 | R<br>16,575 | R<br>950 | R<br>.. | R<br>.. |
|   | Value           |         |         |         |         | 14,866      | 6,504       | 1,190    | ..      | ..      |
| GRAND TOTAL   | —               | —       | —       | —       | —       | 31,777      | 23,079      | 2,140    | ..      | ..      |
| GRAND TOTAL OF INDIAN<br>AND FOREIGN MERCHAN-<br>DISE                                       | —               | —       | —       | —       | —       | 62,702      | 25,770      | 8,745    | ..      | ..      |

## MALDIVES

## IMPORTS THEREFROM

| ARTICLES  | QUANTITY         |           |           |           |           | VALUE       |             |             |             |             |
|---|------------------|-----------|-----------|-----------|-----------|-------------|-------------|-------------|-------------|-------------|
|   | 1931-32          | 1932-33   | 1933-34   | 1934-35   | 1935-36   | 1931-32     | 1932-33     | 1933-34     | 1934-35     | 1935-36     |
| FRUITS AND VEGETABLES—<br>Fresh fruits and vegetables—<br>Fresh fruits—<br>Coconuts | No.<br>2,195,860 | 1,288,000 | 1,858,850 | 2,162,040 | 1,310,657 | R<br>41,849 | R<br>32,200 | R<br>51,673 | R<br>34,076 | R<br>21,504 |
| SEEDS—<br>Oil Seeds—<br>Non-essential—<br>Copra or Coconut Kernel                   | Tons<br>60       | 49        | 77        | 11        | 62        | 10,789      | 10,927      | 7,363       | 1,025       | 12,654      |
| ALL OTHER ARTICLES OF<br>MERCHANDISE  | Value            | —         | —         | —         | —         | 6,123       | 9,969       | 5,484       | 5,707       | 2,764       |
| GRAND TOTAL   | —                | —         | —         | —         | —         | 58,761      | 53,096      | 64,520      | 40,808      | 36,922      |

## EXPORTS THERETO

## INDIAN MERCHANDISE

| ARTICLES  | QUANTITY        |         |         |         |         | VALUE       |             |            |             |            |
|---|-----------------|---------|---------|---------|---------|-------------|-------------|------------|-------------|------------|
|   | 1931-32         | 1932-33 | 1933-34 | 1934-35 | 1935-36 | 1931-32     | 1932-33     | 1933-34    | 1934-35     | 1935-36    |
| GRAIN, PULSE, AND FLOUR—<br>Rice, not in the husk       | Tons<br>280     | 108     | 109     | 293     | 38      | R<br>32,866 | R<br>11,610 | R<br>9,508 | R<br>27,921 | R<br>3,240 |
| Other sorts   | 12              | 3       | ..      | 4       | ..      | 1,276       | 382         | 236        | 637         | ..         |
| Total Grain, Pulse, and<br>Flour                        | 242             | 111     | 109     | 297     | 38      | 34,142      | 11,992      | 9,759      | 28,558      | 3,240      |
| TOBACCO—<br>Manufactured                                | Lbs.<br>355,878 | 294,936 | 301,320 | 444,153 | 273,132 | 33,700      | 37,100      | 38,234     | 64,808      | 27,625     |
| WOOD AND TIMBER   | Value           | —       | —       | —       | —       | 13,760      | 5,940       | 4,340      | 4,570       | 8,842      |
| POSTAL ARTICLES<br>ALL OTHER ARTICLES OF<br>MERCHANDISE | Value           | —       | —       | —       | —       | ..          | 99,893      | ..         | ..          | ..         |
|   | Value           | —       | —       | —       | —       | 34,543      | 36,710      | 18,680     | 32,689      | 40,998     |
| GRAND TOTAL   | —               | —       | —       | —       | —       | 1,16,145    | 1,91,635    | 71,013     | 1,30,625    | 80,705     |

## FOREIGN MERCHANDISE

| ARTICLES  | QUANTITY        |         |         |         |         | VALUE       |          |         |             |             |
|---|-----------------|---------|---------|---------|---------|-------------|----------|---------|-------------|-------------|
|   | 1931-32         | 1932-33 | 1933-34 | 1934-35 | 1935-36 | 1931-32     | 1932-33  | 1933-34 | 1934-35     | 1935-36     |
| OILS—<br>Mineral—<br>Kerosine                         | Gals.<br>20,000 | ..      | ..      | 83,574  | 46,400  | R<br>13,800 | R<br>..  | R<br>.. | R<br>42,920 | R<br>29,981 |
| ALL OTHER ARTICLES OF<br>MERCHANDISE                  | Value           | —       | —       | —       | —       | 5,301       | 3,794    | 6,578   | 4,938       | 2,559       |
| GRAND TOTAL   | —               | —       | —       | —       | —       | 17,801      | 3,794    | 6,578   | 47,858      | 32,540      |
| GRAND TOTAL OF INDIAN<br>AND FOREIGN MER-<br>CHANDISE | —               | —       | —       | —       | —       | 1,34,000    | 1,95,429 | 77,591  | 1,78,483    | 1,13,245    |

CEYLON (excluding MALDIVES)

IMPORTS THEREFROM

| ARTICLES  | QUANTITY   |            |            |           |           | VALUE         |               |               |               |               |
|---|------------|------------|------------|-----------|-----------|---------------|---------------|---------------|---------------|---------------|
|   | 1931-32    | 1932-33    | 1933-34    | 1934-35   | 1935-36   | 1931-32       | 1932-33       | 1933-34       | 1934-35       | 1935-36       |
| <b>ANIMALS, LIVING—</b>   |            |            |            |           |           | R             | R             | R             | R             | R             |
| Horses . . . . . No.  | 32         | 30         | 23         | 5         | 11        | 55,600        | 13,185        | 31,368        | 6,061         | 8,000         |
| Other kinds . . . . . "   | 369        | 158        | 135        | 65        | 61        | 11,123        | 1,024         | 11,493        | 1,795         | 2,049         |
| <b>Total Animals, living</b> . . . . . "  | <b>401</b> | <b>188</b> | <b>158</b> | <b>70</b> | <b>72</b> | <b>67,723</b> | <b>14,209</b> | <b>42,861</b> | <b>7,856</b>  | <b>10,049</b> |
| <b>APPAREL (excluding HOSIERY AND BOOTS AND SHOES)—</b>   |            |            |            |           |           |               |               |               |               |               |
| Apparel (including drapery, uniforms, and accoutrements) . . . . . Value                            | —          | —          | —          | —         | —         | 48,588        | 22,655        | 12,060        | 13,461        | 30,026        |
| Gold and Silver thread . . . . . "  | —          | —          | —          | —         | —         | 2,479         | 41,456        | 11,532        | 5,417         | 2,920         |
| Others . . . . . "  | —          | —          | —          | —         | —         | 3,729         | 1,111         | 1,011         | 2,075         | 2,029         |
| <b>Total Apparel, etc.</b> . . . . . "  | <b>—</b>   | <b>—</b>   | <b>—</b>   | <b>—</b>  | <b>—</b>  | <b>54,796</b> | <b>65,222</b> | <b>24,503</b> | <b>20,953</b> | <b>34,975</b> |
| <b>BOOKS, PRINTED, AND PRINTED MATTER (not being STATIONERY), including MAPS AND CHARTS .</b> Cwts. | 283        | 365        | 391        | 168       | 223       | 38,771        | 25,294        | 18,332        | 13,045        | 20,645        |
| <b>BUILDING AND ENGINEERING MATERIALS, other than OF IRON, STEEL, OR WOOD—</b>                      |            |            |            |           |           |               |               |               |               |               |
| Cement . . . . . Tons   | 56         | 245        | 48         | 49        | 78        | 3,224         | 10,460        | 2,355         | 2,308         | 3,517         |
| Other sorts . . . . . Value   | —          | —          | —          | —         | —         | 7,744         | 4,031         | 10,675        | 5,551         | 3,368         |
| <b>Total Building and Engineering materials, other than of iron, steel or wood</b> . . . . . "      | <b>—</b>   | <b>—</b>   | <b>—</b>   | <b>—</b>  | <b>—</b>  | <b>10,968</b> | <b>14,491</b> | <b>13,030</b> | <b>7,859</b>  | <b>6,885</b>  |
| <b>CHEMICALS AND CHEMICAL PREPARATIONS (excluding CHEMICAL MANURES AND MEDICINES)</b> . . . . . "   | —          | —          | —          | —         | —         | 22,778        | 20,331        | 16,088        | 20,549        | 19,841        |
| <b>COAL AND COKE—</b>   |            |            |            |           |           |               |               |               |               |               |
| Coal . . . . . Tons   | 710        | 347        | 1,060      | 2,580     | 289       | 12,730        | 6,231         | 27,925        | 40,979        | 2,391         |
| <b>COIR—</b>  |            |            |            |           |           |               |               |               |               |               |
| Unmanufactured . . . . . "  | 635        | 741        | 633        | 802       | 1,023     | 56,896        | 56,147        | 50,044        | 59,736        | 82,252        |
| <b>CORDAGE AND ROPE OF VEGETABLE FIBRE (excluding JUTE AND COTTON).</b> . . . . . Cwts.             | 588        | 1,124      | 347        | 736       | 307       | 6,658         | 14,802        | 8,433         | 7,390         | 9,417         |
| <b>DRUGS AND MEDICINES (excluding CHEMICALS AND NARCOTICS)</b> . . . . . Value                      | —          | —          | —          | —         | —         | 6,978         | 20,154        | 51,534        | 11,372        | 13,039        |
| <b>FISH (excluding CANNED FISH)</b> Cwts.   | 1,676      | 901        | 852        | 649       | 548       | 21,170        | 12,347        | 6,399         | 5,473         | 5,942         |

No. 13—continued

## CEYLON (excluding MALDIVES)—continued

## IMPORTS THEREFROM—continued

| ARTICLES   | QUANTITY  |           |           |           |           | VALUE    |          |          |          |          |
|--|-----------|-----------|-----------|-----------|-----------|----------|----------|----------|----------|----------|
|  | 1931-32   | 1932-33   | 1933-34   | 1934-35   | 1935-36   | 1931-32  | 1932-33  | 1933-34  | 1934-35  | 1935-36  |
| <b>FRUITS AND VEGETABLES—</b>  |           |           |           |           |           | R        | R        | R        | Rs       | R        |
| Fresh fruits and vegetables—   |           |           |           |           |           |          |          |          |          |          |
| Fresh fruits—  |           |           |           |           |           |          |          |          |          |          |
| Coconuts . . . . . No.   | 2,657,305 | 7,082,805 | 2,819,502 | 7,527,308 | 7,616,288 | 1,09,688 | 2,71,808 | 65,629   | 2,23,369 | 2,97,230 |
| Others . . . . . Value   | —         | —         | —         | —         | —         | 92,537   | 98,412   | 89,782   | 82,356   | 28,893   |
| Fresh vegetables of all kinds . . . . . "  | —         | —         | —         | —         | —         | 2,386    | 1,347    | 4,190    | 4,075    | 478      |
| Fruits and vegetables : dried, salted, or preserved, not being canned or bottled . . . . . Tons                        | 166       | 50        | 74        | 23        | 64        | 26,933   | 8,673    | 11,149   | 4,804    | 18,173   |
| <b>Total Fruits and Vegetables Value</b>   | —         | —         | —         | —         | —         | 2,31,404 | 3,75,330 | 1,70,680 | 3,14,604 | 3,36,779 |
| <b>FURNITURE AND CABINET-WARE—</b>   |           |           |           |           |           |          |          |          |          |          |
| Furniture of wood (other than bedsteads) . . . . . "   | —         | —         | —         | —         | —         | 12,284   | 11,012   | 11,472   | 8,721    | 4,665    |
| Furniture of other materials (other than bedsteads) . . . . . "  | —         | —         | —         | —         | —         | 18,412   | 11,497   | 6,107    | 4,842    | 5,422    |
| Others . . . . . "   | —         | —         | —         | —         | —         | 3,412    | 2,853    | 1,992    | 1,976    | 1,671    |
| <b>Total Furniture and Cabinetware</b>   | —         | —         | —         | —         | —         | 34,108   | 25,362   | 19,571   | 15,539   | 11,758   |
| <b>GLASS AND GLASSWARE</b> . . . . . "   | —         | —         | —         | —         | —         | 19,762   | 18,235   | 12,067   | 12,758   | 21,053   |
| <b>GRAIN, PULSE AND FLOUR—</b>   |           |           |           |           |           |          |          |          |          |          |
| Beans (Dry) . . . . . Tons   | 551       | 75        | ..        | 3         | 3         | 58,214   | 9,322    | ..       | 516      | 308      |
| Pulse . . . . . "  | 616       | 170       | 543       | 510       | 50        | 66,927   | 16,287   | 50,101   | 43,095   | 9,192    |
| Others . . . . . "   | 187       | 438       | 59        | 21        | 12        | 10,416   | 21,683   | 4,816    | 2,187    | 903      |
| <b>Total Grain, Pulse and Flour</b>  | 1,354     | 683       | 602       | 534       | 65        | 1,35,557 | 47,292   | 54,917   | 46,798   | 10,403   |
| <b>GUMS AND RESINS</b> . . . . . Cwts.   | 36        | 228       | 201       | 32        | 17        | 768      | 11,347   | 4,043    | 357      | 157      |
| <b>HARDWARE (excluding CUTLERY AND ELECTRO-PLATED WARE)</b> . . . . . Value  | —         | —         | —         | —         | —         | 6,11,301 | 7,69,146 | 3,92,476 | 3,07,286 | 2,62,388 |
| <b>HIDES AND SKINS, RAW—</b>   |           |           |           |           |           |          |          |          |          |          |
| Hides, raw . . . . . Tons  | 344       | 396       | 352       | 342       | 290       | 1,32,562 | 1,19,886 | 97,730   | 88,104   | 78,790   |
| —No.   | —49,478   | —62,771   | —47,859   | —43,136   | —35,083   |          |          |          |          |          |
| Skins, raw . . . . . Tons  | 301       | 193       | 261       | 248       | 441       | 2,14,518 | 1,65,768 | 1,79,519 | 1,38,875 | 1,73,620 |
| —No.   | —269,257  | —150,005  | —135,855  | —129,299  | —158,182  |          |          |          |          |          |
| <b>Total Hides and Skins, raw</b>  | 645       | 594       | 613       | 590       | 731       | 4,47,075 | 2,85,654 | 2,77,249 | 2,26,979 | 2,47,419 |
| —No.   | —318,730  | —202,776  | —183,714  | —172,435  | —193,265  |          |          |          |          |          |
| <b>INSTRUMENTS, APPARATUS, AND APPLIANCES AND PARTS THEREOF—</b>   |           |           |           |           |           |          |          |          |          |          |
| Photographic—  |           |           |           |           |           |          |          |          |          |          |
| Cinematograph Films . . . . . Length in feet   | 1,271,628 | 2,437,302 | 1,674,271 | 1,770,178 | 627,579   | 1,10,817 | 2,12,094 | 1,92,242 | 1,79,371 | 44,788   |
| Other kinds . . . . . Value  | —         | —         | —         | —         | —         | 47,844   | 38,974   | 35,540   | 20,649   | 24,333   |
| <b>Total value of Instruments, Apparatus, and Appliances and parts thereof</b>   | —         | —         | —         | —         | —         | 1,58,661 | 2,51,068 | 2,27,782 | 2,00,020 | 69,121   |
| <b>JEWELLERY (excluding IMITATION JEWELLERY AND PRECIOUS STONES AND PEARLS, UNSET), ALSO PLATE OF GOLD AND SILVER—</b> |           |           |           |           |           |          |          |          |          |          |
| Jewellery . . . . . "  | —         | —         | —         | —         | —         | 31,508   | 6,104    | 6,815    | 7,599    | 8,359    |
| Plate of gold and silver . . . . . "   | —         | —         | —         | —         | —         | 6,400    | 1,910    | 928      | 1,503    | 762      |
| <b>Total Jewellery</b>   | —         | —         | —         | —         | —         | 17,908   | 8,104    | 7,743    | 9,102    | 9,141    |
| <b>LEATHER—</b>  |           |           |           |           |           |          |          |          |          |          |
| Hides, tanned or dressed . . . . . Tons  | 35        | 9         | 0         | 1         | ..        | 33,420   | 8,943    | 7,800    | 508      | 1,090    |
| —No.   | —9,534    | —2,496    | —1,917    | —387      | —248      |          |          |          |          |          |
| Skins, tanned or dressed . . . . . Tons  | ..        | ..        | ..        | ..        | ..        | 145      | 1,082    | 553      | 257      | 499      |
| —No.   | —16       | —238      | —285      | —120      | —267      |          |          |          |          |          |
| <b>Total Hides and Skins, tanned or dressed</b>  | 35        | 9         | 0         | 1         | ..        | 33,565   | 10,025   | 8,353    | 765      | 1,589    |
| —No.   | —9,550    | —2,729    | —2,202    | —507      | —515      |          |          |          |          |          |



CEYLON (excluding MALDIVES)—continued

IMPORTS THEREFROM—continued

| ARTICLES  | QUANTITY  |           |           |           |           | VALUE     |           |           |           |           |
|---|-----------|-----------|-----------|-----------|-----------|-----------|-----------|-----------|-----------|-----------|
|   | 1931-32   | 1932-33   | 1933-34   | 1934-35   | 1935-36   | 1931-32   | 1932-33   | 1933-34   | 1934-35   | 1935-36   |
|   |           |           |           |           |           | R         | R         | R         | R         | R         |
| <b>LIQUORS (including DENATURATED AND REFORMED SPIRITS) . . . gals.</b>       | 532       | 162       | 247       | 1,636     | 214       | 5,120     | 3,509     | 3,329     | 11,422    | 4,412     |
| <b>MACHINERY AND MILLWORK—</b>  |           |           |           |           |           |           |           |           |           |           |
| Prime-movers (other than electrical) . . . Value                              | —         | —         | —         | —         | —         | 11,781    | 24,351    | 14,600    | 14,930    | 3,807     |
| Electrical machinery of all kinds . . . "                                     | —         | —         | —         | —         | —         | 26,085    | 8,948     | 15,043    | 11,628    | 4,110     |
| Mining Machinery . . . "  | —         | —         | —         | —         | —         | 12,716    | ..        | ..        | ..        | ..        |
| Tea machinery . . . "   | —         | —         | —         | —         | —         | 90,728    | 1,22,588  | 1,44,765  | 1,88,971  | 2,77,677  |
| Other sorts of machinery . . . "  | —         | —         | —         | —         | —         | 75,452    | 44,752    | 14,632    | 41,795    | 55,514    |
| <b>Total Machinery and Millwork . . . "</b>                                   | —         | —         | —         | —         | —         | 2,16,762  | 2,00,639  | 1,91,040  | 2,57,533  | 3,41,114  |
| <b>MANURES—</b>   |           |           |           |           |           |           |           |           |           |           |
| <b>Nitrogenous—</b>   |           |           |           |           |           |           |           |           |           |           |
| Nitrate of Soda . . . Tons  | 100       | ..        | ..        | ..        | ..        | 14,258    | ..        | ..        | ..        | ..        |
| Sulphate of Ammonia Potassa . . . "   | 19        | ..        | 296       | ..        | ..        | 2,854     | ..        | 29,928    | ..        | ..        |
| Muriate of Potash . . . "   | ..        | 150       | ..        | ..        | ..        | ..        | 20,979    | ..        | ..        | ..        |
| <b>Phosphatic—</b>  |           |           |           |           |           |           |           |           |           |           |
| Super-phosphate . . . "   | 89        | ..        | ..        | ..        | ..        | 13,225    | ..        | ..        | ..        | ..        |
| Other sorts of Manures . . . "  | 157       | 41        | 16        | 34        | 14        | 16,274    | 2,111     | 701       | 2,250     | 771       |
| <b>Total Manures . . . "</b>  | 365       | 191       | 312       | 34        | 14        | 46,608    | 23,090    | 30,629    | 2,250     | 771       |
| <b>MATS AND MATTING except COIR AND RUBBER . . . Sq. Yards</b>                | 23,625    | 23,329    | 18,113    | 16,726    | 16,027    | 10,508    | 7,330     | 5,484     | 4,274     | 3,647     |
| <b>METALS AND ORES—</b>   |           |           |           |           |           |           |           |           |           |           |
| <b>Brass, Bronze, and similar alloys and manufactures thereof . . . Cwts.</b> | 209       | 711       | 869       | 294       | 817       | 5,985     | 16,730    | 8,793     | 6,032     | 13,458    |
| <b>Iron or Steel—</b>   |           |           |           |           |           |           |           |           |           |           |
| Beams, channels, pillars, girders, and bridgework Tons                        | 3         | 9         | 10        | 58        | 129       | 1,144     | 1,202     | 1,290     | 9,693     | 21,030    |
| Old for re-manufacture . . . "  | 679       | 1,115     | 779       | 1,126     | 791       | 21,548    | 31,508    | 19,709    | 24,073    | 16,614    |
| Other manufactures . . . "  | 53        | 86        | 25        | 62        | 38        | 18,412    | 23,308    | 9,190     | 9,321     | 9,579     |
| <b>Total Iron or Steel . . . "</b>  | 740       | 1,210     | 814       | 1,246     | 958       | 39,099    | 56,108    | 30,189    | 43,090    | 47,223    |
| <b>Lead—</b>  |           |           |           |           |           |           |           |           |           |           |
| <b>Unwrought—</b>   |           |           |           |           |           |           |           |           |           |           |
| Pig . . . Cwts.   | 961       | 1,664     | 1,240     | 662       | 766       | 9,327     | 15,145    | 10,191    | 6,073     | 5,933     |
| <b>Wrought—</b>   |           |           |           |           |           |           |           |           |           |           |
| Sheets for tea chests . . . "   | 1,959     | 129       | ..        | 142       | 18        | 31,680    | 779       | 9         | 662       | 335       |
| Other sorts . . . "   | 1,013     | 3,080     | 1,501     | 2,380     | 1,273     | 10,076    | 19,179    | 8,144     | 13,187    | 8,744     |
| <b>Total Lead (excluding Ore) . . . "</b>                                     | 3,933     | 4,873     | 2,741     | 3,184     | 2,077     | 50,983    | 35,103    | 18,343    | 19,922    | 18,005    |
| <b>Metals unenumerated . . . Tons</b>   | 208       | 67        | 58        | 26        | 48        | 58,606    | 22,772    | 18,853    | 7,756     | 13,332    |
| <b>Total Metals (excluding Ores) . . . "</b>                                  | 1,155     | 1,557     | 1,028     | 1,445     | 1,146     | 1,51,674  | 1,30,718  | 76,178    | 77,400    | 87,028    |
| <b>OILS—</b>  |           |           |           |           |           |           |           |           |           |           |
| <b>Essential . . . Gals.</b>  | 5,977     | 5,349     | 5,281     | 6,436     | 7,080     | 79,552    | 71,007    | 61,074    | 61,564    | 56,148    |
| <b>Mineral . . . "</b>  | 14,166    | 10,672    | 9,612     | 204,306   | 226,632   | 25,366    | 17,273    | 18,483    | 44,002    | 44,848    |
| <b>Vegetable, non-essential—</b>  |           |           |           |           |           |           |           |           |           |           |
| Coconut . . . "   | 3,297,758 | 6,619,250 | 4,527,785 | 5,504,533 | 3,340,676 | 42,23,134 | 79,23,591 | 42,99,517 | 39,47,335 | 36,84,372 |
| Other sorts . . . Value   | —         | —         | —         | —         | —         | 2,116     | 2,598     | 3,833     | 3,473     | 1,720     |
| <b>Total Oils . . . "</b>   | —         | —         | —         | —         | —         | 43,35,169 | 80,19,464 | 43,27,912 | 40,56,374 | 37,37,539 |

No. 13—continued  
 CEYLON (excluding MALDIVES)—continued  
 IMPORTS THEREFROM—continued

| ARTICLES  | QUANTITY |         |         |           |         | VALUE     |           |           |           |           |
|---|----------|---------|---------|-----------|---------|-----------|-----------|-----------|-----------|-----------|
|   | 1931-32  | 1932-33 | 1933-34 | 1934-35   | 1935-36 | 1931-32   | 1932-33   | 1933-34   | 1934-35   | 1935-36   |
|   |          |         |         |           |         | R         | R         | R         | R         | R         |
| <b>PAINTS AND PAINTERS' MATERIALS—</b>  |          |         |         |           |         |           |           |           |           |           |
| Paints and colours—   |          |         |         |           |         |           |           |           |           |           |
| Graphite . . . . . Cwts.  | 4,762    | 5,470   | 5,835   | 6,028     | 5,768   | 31,226    | 39,017    | 35,925    | 42,328    | 41,574    |
| Other sorts . . . . . "   | 181      | 73      | 121     | 229       | 135     | 11,818    | 2,094     | 5,792     | 4,279     | 3,543     |
| Total Paints and colours "  | 4,943    | 5,543   | 6,006   | 6,257     | 5,903   | 43,044    | 41,111    | 41,717    | 46,607    | 45,117    |
| <b>PRECIOUS STONES AND PEARLS, UNSET . . . . . Value</b>  |          |         |         |           |         |           |           |           |           |           |
|   | —        | —       | —       | —         | —       | 29,307    | 32,312    | 25,408    | 16,049    | 23,802    |
| <b>PRINTS, ENGRAVINGS AND PICTURES . . . . . "</b>  |          |         |         |           |         |           |           |           |           |           |
|   | —        | —       | —       | —         | —       | 6,043     | 1,655     | 756       | 17,417    | 744       |
| <b>PROVISIONS AND OILMAN'S STORES—</b>  |          |         |         |           |         |           |           |           |           |           |
| Butter (including Canned) . . . . . Cwts.   |          |         |         |           |         |           |           |           |           |           |
|   | 144      | 48      | 39      | 142       | 243     | 23,380    | 6,514     | 5,162     | 13,030    | 20,215    |
| Farinaceous and patent foods—   |          |         |         |           |         |           |           |           |           |           |
| Farinaceous foods, in bulk . . . . . "  |          |         |         |           |         |           |           |           |           |           |
|   | 1,561    | 446     | ..      | 9         | 21      | 11,797    | 2,531     | 2         | 60        | 108       |
| Milk Condensed and preserved (including milk cream) . . . . . "   |          |         |         |           |         |           |           |           |           |           |
|   | 193      | 19      | 3       | 9         | 19      | 10,311    | 1,065     | 221       | 259       | 861       |
| Other sorts of provisions Value   |          |         |         |           |         |           |           |           |           |           |
|   | —        | —       | —       | —         | —       | 33,381    | 56,569    | 34,436    | 30,077    | 25,698    |
| Total Provisions and Oilman's stores . . . . . "  | —        | —       | —       | —         | —       | 1,29,869  | 66,679    | 39,821    | 43,426    | 46,936    |
| <b>RUBBER—</b>  |          |         |         |           |         |           |           |           |           |           |
| Raw . . . . . Lbs.  |          |         |         |           |         |           |           |           |           |           |
|   | 234,333  | 199,633 | 330,354 | 1,035,733 | 622,006 | 96,753    | 33,396    | 1,30,313  | 3,08,347  | 2,07,344  |
| Manufactures—   |          |         |         |           |         |           |           |           |           |           |
| Pneumatic motor covers No.  |          |         |         |           |         |           |           |           |           |           |
|   | 1,293    | 432     | 1,045   | 434       | 1,233   | 43,306    | 15,332    | 32,493    | 12,753    | 43,723    |
| Other manufactures . . . . . Value  |          |         |         |           |         |           |           |           |           |           |
|   | —        | —       | —       | —         | —       | 19,245    | 35,194    | 8,112     | 4,644     | 10,977    |
| Total Rubber manufactures . . . . . "   | —        | —       | —       | —         | —       | 63,051    | 51,076    | 40,605    | 17,402    | 54,703    |
| <b>SEEDS—</b>   |          |         |         |           |         |           |           |           |           |           |
| Oilseeds—   |          |         |         |           |         |           |           |           |           |           |
| Essential . . . . . Tons  |          |         |         |           |         |           |           |           |           |           |
|   | 165      | 1       | ..      | 34        | ..      | 34,490    | 199       | 5         | 5,648     | ..        |
| Non-essential—  |          |         |         |           |         |           |           |           |           |           |
| Cocoa or coconut kernel . . . . . "   |          |         |         |           |         |           |           |           |           |           |
|   | 1,243    | 12,329  | 21,761  | 32,333    | 35,120  | 2,20,799  | 23,23,253 | 29,32,523 | 39,31,523 | 63,25,077 |
| Sesamum (oil or linseed) . . . . . "  |          |         |         |           |         |           |           |           |           |           |
|   | 1,443    | 35      | ..      | 1         | 93      | 1,61,373  | 10,224    | 6         | 237       | 10,333    |
| Other sorts . . . . . "   |          |         |         |           |         |           |           |           |           |           |
|   | 21       | 23      | 52      | 49        | 29      | 3,503     | 9,529     | 24,503    | 19,546    | 8,233     |
| Total Seeds . . . . . "   | 2,877    | 12,741  | 21,813  | 32,407    | 35,242  | 4,25,080  | 23,48,203 | 30,07,042 | 40,06,954 | 63,44,193 |
| <b>SHELLS AND COWRIES—</b>  |          |         |         |           |         |           |           |           |           |           |
| Shells (chanks, sankhli, large ornamental shells, cowries, mother-of-pearl shells, and oyster shells) . . . . . Cwts. |          |         |         |           |         |           |           |           |           |           |
|   | 3,939    | 9,905   | 8,364   | 7,534     | 7,303   | 44,016    | 36,559    | 31,337    | 25,597    | 33,453    |
| Other sorts . . . . . Value   |          |         |         |           |         |           |           |           |           |           |
|   | —        | —       | —       | —         | —       | 1,575     | 3,353     | 2,275     | 3,409     | 2,234     |
| Total Shells and Cowries . . . . . "  | —        | —       | —       | —         | —       | 45,591    | 39,917    | 34,212    | 29,006    | 40,707    |
| <b>SPICES—</b>  |          |         |         |           |         |           |           |           |           |           |
| Balaunts . . . . . Cwts.  |          |         |         |           |         |           |           |           |           |           |
|   | 97,599   | 99,969  | 37,257  | 74,693    | 32,724  | 20,63,255 | 17,35,333 | 14,77,333 | 10,35,332 | 9,47,409  |
| Cardamoms . . . . . "   |          |         |         |           |         |           |           |           |           |           |
|   | 104      | 136     | 44      | 24        | 13      | 10,360    | 13,016    | 3,031     | 1,737     | 1,317     |
| Cassia . . . . . "  |          |         |         |           |         |           |           |           |           |           |
|   | 73       | 62      | 125     | 415       | 1,153   | 926       | 639       | 1,376     | 5,331     | 16,135    |
| Cloves . . . . . "  |          |         |         |           |         |           |           |           |           |           |
|   | 266      | 419     | 144     | 1,936     | 363     | 12,159    | 15,733    | 4,673     | 33,309    | 11,193    |
| Nutmegs . . . . . "   |          |         |         |           |         |           |           |           |           |           |
|   | 331      | 237     | 434     | 533       | 727     | 3,273     | 4,426     | 3,230     | 9,391     | 13,539    |
| Pepper . . . . . "  |          |         |         |           |         |           |           |           |           |           |
|   | 376      | 41      | 203     | 37        | 35      | 33,735    | 1,540     | 7,179     | 952       | 1,473     |
| Other sorts . . . . . "   |          |         |         |           |         |           |           |           |           |           |
|   | 743      | 334     | 257     | 23        | 92      | 15,144    | 6,645     | 5,537     | 1,344     | 5,330     |
| Total Spices . . . . . "  | 99,537   | 101,323 | 38,439  | 77,766    | 35,167  | 21,33,362 | 17,32,333 | 15,03,290 | 11,33,346 | 9,95,951  |
| <b>STONE AND MARBLE . . . . . TONS</b>  |          |         |         |           |         |           |           |           |           |           |
|   | 954      | 923     | 294     | 1         | 4       | 12,363    | 10,905    | 6,332     | 33        | 334       |

CEYLON (excluding MALDIVES)—continued

IMPORTS THEREFROM—continued

| ARTICLES  | QUANTITY         |                  |                |                |                | VALUE            |                  |                 |                 |                 |
|---|------------------|------------------|----------------|----------------|----------------|------------------|------------------|-----------------|-----------------|-----------------|
|   | 1931-32          | 1932-33          | 1933-34        | 1934-35        | 1935-36        | 1931-32          | 1932-33          | 1933-34         | 1934-35         | 1935-36         |
| <b>SUGAR—</b>   |                  |                  |                |                |                |                  |                  |                 |                 |                 |
| Sugar 2S Dutch Standard and above . . . Tons  | 962              | 77               | 5              | 2              | 102            | 1,25,915         | 8,862            | 688             | 650             | 12,184          |
| Other sorts . . . "   | 126              | ..               | ..             | ..             | ..             | 14,020           | 4                | 6               | 14              | 88              |
| <b>Total Sugar . . . "</b>  | <b>1,088</b>     | <b>77</b>        | <b>5</b>       | <b>2</b>       | <b>102</b>     | <b>1,39,935</b>  | <b>8,866</b>     | <b>694</b>      | <b>664</b>      | <b>12,272</b>   |
| <b>TEA—</b>   |                  |                  |                |                |                |                  |                  |                 |                 |                 |
| Black . . . . . Lbs.  | 2,296,928        | 1,891,114        | 827,831        | 511,780        | 563,045        | 15,46,169        | 11,27,396        | 5,02,221        | 3,48,992        | 3,79,411        |
| Green . . . . . "   | 481,986          | 94,481           | 50,887         | 210            | 5              | 2,63,215         | 55,639           | 23,189          | 186             | 5               |
| <b>Total Tea . . . "</b>  | <b>2,778,914</b> | <b>1,985,595</b> | <b>878,718</b> | <b>511,990</b> | <b>563,050</b> | <b>18,09,384</b> | <b>11,83,035</b> | <b>5,25,410</b> | <b>3,49,178</b> | <b>3,79,416</b> |
| <b>TEXTILES—</b>  |                  |                  |                |                |                |                  |                  |                 |                 |                 |
| <b>Cotton—</b>  |                  |                  |                |                |                |                  |                  |                 |                 |                 |
| <b>Manufactures—</b>  |                  |                  |                |                |                |                  |                  |                 |                 |                 |
| <b>Piecegoods—</b>  |                  |                  |                |                |                |                  |                  |                 |                 |                 |
| Grey (unbleached) .Yards  | 46,842           | 16,657           | 55,681         | 31,596         | 44,761         | 11,028           | 5,700            | 12,324          | 6,622           | 8,957           |
| White (bleached) . "  | 193,914          | 146,306          | 75,814         | 81,081         | 20,722         | 48,750           | 38,494           | 17,928          | 17,024          | 4,832           |
| Coloured, printed, or dyed . . . "  | 296,979          | 166,109          | 108,628        | 152,265        | 158,865        | 98,895           | 60,094           | 26,589          | 38,923          | 40,195          |
| Other sorts of manufactures . Value   | —                | —                | —              | —              | —              | 5,364            | 8,287            | 3,191           | 5,000           | 5,229           |
| <b>Total Cotton manufactures (including twist and yarn) . "</b>   | <b>—</b>         | <b>—</b>         | <b>—</b>       | <b>—</b>       | <b>—</b>       | <b>1,64,927</b>  | <b>1,12,576</b>  | <b>60,032</b>   | <b>65,569</b>   | <b>59,218</b>   |
| <b>Jute—</b>  |                  |                  |                |                |                |                  |                  |                 |                 |                 |
| <b>Manufactures—</b>  |                  |                  |                |                |                |                  |                  |                 |                 |                 |
| Gunny bags . . . No.  | 4,081,025        | 3,883,869        | 3,499,071      | 2,466,637      | 3,410,816      | 9,74,146         | 8,38,865         | 7,43,595        | 5,62,195        | 6,01,191        |
| Other manufactures . Value  | —                | —                | —              | —              | —              | 99               | 83               | 39              | 13              | 328             |
| <b>Total Jute Manufactures . "</b>  | <b>—</b>         | <b>—</b>         | <b>—</b>       | <b>—</b>       | <b>—</b>       | <b>9,74,245</b>  | <b>8,38,948</b>  | <b>7,43,634</b> | <b>5,62,207</b> | <b>6,01,519</b> |
| <b>Silk—</b>  |                  |                  |                |                |                |                  |                  |                 |                 |                 |
| <b>Piecegoods . . . Yards</b>   | <b>24,731</b>    | <b>20,124</b>    | <b>20,674</b>  | <b>204,637</b> | <b>179,354</b> | <b>42,453</b>    | <b>24,299</b>    | <b>28,929</b>   | <b>60,727</b>   | <b>71,678</b>   |
| Goods of silk mixed with other materials . "  | 105              | 6,233            | 1,200          | 68,509         | 253,414        | 157              | 2,560            | 577             | 32,388          | 1,03,420        |
| Other sorts . . . Value   | —                | —                | —              | —              | —              | 1,774            | 2,262            | 1,320           | 2,418           | 766             |
| <b>Total Silk Manufactures (including silk yarn, moles, etc.) . "</b>   | <b>—</b>         | <b>—</b>         | <b>—</b>       | <b>—</b>       | <b>—</b>       | <b>44,384</b>    | <b>29,121</b>    | <b>30,826</b>   | <b>1,15,478</b> | <b>1,75,864</b> |
| <b>Wool—</b>  |                  |                  |                |                |                |                  |                  |                 |                 |                 |
| <b>Manufactures . . . "</b>   | <b>—</b>         | <b>—</b>         | <b>—</b>       | <b>—</b>       | <b>—</b>       | <b>18,070</b>    | <b>6,323</b>     | <b>4,037</b>    | <b>3,367</b>    | <b>3,766</b>    |
| <b>Artificial silk—</b>   |                  |                  |                |                |                |                  |                  |                 |                 |                 |
| Piecegoods made entirely of artificial silk . .Yards  | 24,600           | 23,146           | 10,279         | 14,742         | 123,078        | 10,272           | 7,051            | 4,070           | 5,722           | 28,889          |
| <b>UMBRELLA AND UMBRELLA FITTINGS . . . Value</b>   | <b>—</b>         | <b>—</b>         | <b>—</b>       | <b>—</b>       | <b>—</b>       | <b>24,006</b>    | <b>22,622</b>    | <b>18,179</b>   | <b>18,036</b>   | <b>10,149</b>   |
| <b>VEHICLES, excluding LOCOMOTIVES, ETC., FOR RAILWAYS—</b>   |                  |                  |                |                |                |                  |                  |                 |                 |                 |
| <b>Mechanically propelled vehicles (excluding Railway locomotives and tractors)—</b>                              |                  |                  |                |                |                |                  |                  |                 |                 |                 |
| Motor cars (including taxicabs) . . . No.   | 50               | 31               | 21             | 24             | 27             | 85,556           | 46,617           | 39,092          | 39,780          | 37,538          |
| Motor omnibuses, motor vans and motor lorries . "   | 3                | ..               | ..             | 5              | 1              | 20,441           | ..               | ..              | 7,959           | 3,155           |
| Parts of mechanically propelled vehicles and accessories, other than of aircraft (excluding rubber tyres) . Value | —                | —                | —              | —              | —              | 10,683           | 3,761            | 4,851           | 7,042           | 11,045          |
| Other kinds of Vehicles . . "   | —                | —                | —              | —              | —              | 3,612            | 7,615            | 2,978           | 1,928           | 5,735           |
| <b>Total Vehicles, excluding locomotive, etc., for railways . . . "</b>   | <b>—</b>         | <b>—</b>         | <b>—</b>       | <b>—</b>       | <b>—</b>       | <b>1,20,292</b>  | <b>58,013</b>    | <b>46,921</b>   | <b>56,769</b>   | <b>56,473</b>   |

No. 13—continued  
 CEYLON (excluding MALDIVES)—continued  
 IMPORTS THEREFROM—concluded .

| ARTICLES  | QUANTITY |         |         |         |         | VALUE       |             |             |             |             |
|---|----------|---------|---------|---------|---------|-------------|-------------|-------------|-------------|-------------|
|   | 1931-32  | 1932-33 | 1933-34 | 1934-35 | 1935-36 | 1931-32     | 1932-33     | 1933-34     | 1934-35     | 1935-36     |
| WOOD AND TIMBER—<br>Deal and pine wood . . . C. tons                      | 168      | 89      | ..      | 10      | ..      | 15,504      | 6,004       | ..          | 816         | ..          |
| Other kinds of wood<br>and timber . . . Value                             | —        | —       | —       | —       | —       | 46,205      | 80,088      | 16,717      | 19,968      | 18,508      |
| Manufactures of wood,<br>other than furniture<br>and cabinet ware . . . " | —        | —       | —       | —       | —       | 16,979      | 7,147       | 14,484      | 7,630       | 15,153      |
| Total Wood and Timber . . . "   | —        | —       | —       | —       | —       | 78,688      | 49,324      | 31,201      | 28,469      | 33,650      |
| POSTAL ARTICLES NOT<br>SPECIFIED . . . "                                  | —        | —       | —       | —       | —       | 4,30,238    | 3,41,808    | 2,96,706    | 2,08,087    | 1,80,559    |
| ALL OTHER ARTICLES OF<br>MERCHANDISE . . . "                              | —        | —       | —       | —       | —       | 1,13,974    | 1,08,356    | 1,05,814    | 89,683      | 1,40,116    |
| GRAND TOTAL . . . "   | —        | —       | —       | —       | —       | 1,86,77,539 | 1,76,49,787 | 1,28,88,049 | 1,29,70,016 | 1,49,40,987 |

## EXPORTS THERETO

## INDIAN MERCHANDISE

| ARTICLES  | QUANTITY  |           |           |           |           | VALUE     |           |           |           |           |
|---|-----------|-----------|-----------|-----------|-----------|-----------|-----------|-----------|-----------|-----------|
|   | 1931-32   | 1932-33   | 1933-34   | 1934-35   | 1935-36   | 1931-32   | 1932-33   | 1933-34   | 1934-35   | 1935-36   |
| ANIMALS, LIVING—  |           |           |           |           |           | R         | R         | R         | R         | R         |
| Cattle (excepting sheep and<br>goats) . . . No.   | 572       | 715       | 742       | 591       | 408       | 61,092    | 63,218    | 61,060    | 54,821    | 61,800    |
| Horses . . . "  | 1         | 31        | 49        | 26        | 21        | 1,200     | 62,000    | 48,750    | 38,530    | 20,900    |
| Sheep and goats . . . "   | 57,009    | 37,087    | 38,489    | 40,119    | 31,938    | 11,39,930 | 7,42,605  | 7,63,805  | 7,75,096  | 6,73,432  |
| Other kinds . . . "   | 45,279    | 195       | 1,135     | 1,756     | 1,918     | 46,649    | 216       | 11,757    | 5,778     | 7,091     |
| Total Animals, living . . . "   | 102,861   | 35,028    | 40,415    | 42,592    | 34,330    | 12,48,021 | 8,68,039  | 8,85,872  | 8,68,725  | 7,38,223  |
| APPAREL (including DRAPERY,<br>UNIFORMS, AND ACCOU-<br>TREMENTS, BUT exclud-<br>ing HOSIERY AND BOOTS<br>AND SHOES) . . . Value | —         | —         | —         | —         | —         | 54,785    | 60,008    | 55,511    | 62,979    | 33,817    |
| BONES FOR MANUFACTURING<br>PURPOSES . . . Tons  | 787       | 130       | 30        | ..        | ..        | 73,730    | 6,180     | 1,630     | ..        | ..        |
| BOOKS, PRINTED, AND<br>PRINTED MATTER (not<br>being STATIONERY), in-<br>cluding MAPS AND<br>CHARTS . . . Cwts.                  | 1,048     | 1,130     | 1,265     | 1,374     | 1,915     | 1,35,474  | 1,34,859  | 1,45,468  | 1,45,367  | 2,38,533  |
| BOOTS AND SHOES . . . Pairs   | 42,058    | 27,457    | 25,751    | 50,605    | 55,607    | 72,652    | 56,777    | 58,667    | 1,02,206  | 92,714    |
| BUILDING AND ENGINEERING<br>MATERIALS, other than OF<br>IRON, STEEL OR WOOD—  |           |           |           |           |           |           |           |           |           |           |
| Bricks . . . No.  | 106,169   | 90,924    | 82,661    | 114,723   | 102,123   | 32,342    | 18,081    | 11,857    | 12,578    | 12,603    |
| Tiles . . . "   | 3,143,998 | 4,526,834 | 4,070,409 | 4,967,688 | 5,172,204 | 1,75,858  | 2,50,672  | 2,15,703  | 2,59,175  | 2,58,523  |
| Other kinds . . . Value   | —         | —         | —         | —         | —         | 8,591     | 6,571     | 6,693     | 11,733    | 25,216    |
| Total Building and Engi-<br>neering materials . . . "   | —         | —         | —         | —         | —         | 2,08,791  | 2,71,224  | 2,34,253  | 2,83,536  | 2,96,337  |
| CANDLES OF ALL KINDS . . . Lbs.   | 540,670   | 492,470   | 664,845   | 492,346   | 567,492   | 1,52,061  | 1,38,508  | 1,86,988  | 1,38,463  | 1,59,663  |
| CHEMICALS AND CHEMICAL<br>PREPARATIONS (excluding<br>CHEMICAL MANURES AND<br>MEDICINES)—  |           |           |           |           |           |           |           |           |           |           |
| Potassium compounds—  |           |           |           |           |           |           |           |           |           |           |
| Saltetre . . . Cwts.  | 58,260    | 23,532    | 21,103    | 40,409    | 19,704    | 3,42,320  | 1,37,929  | 1,44,372  | 3,59,566  | 1,23,640  |
| Other sorts of chemicals . Value  | —         | —         | —         | —         | —         | 23,370    | 47,737    | 41,693    | 62,366    | 60,566    |
| Total Chemicals, etc. . . "   | —         | —         | —         | —         | —         | 3,70,696  | 1,85,716  | 1,86,065  | 3,11,931  | 1,84,196  |
| COAL AND COKE . . . Tons  | 278,166   | 169,478   | 223,078   | 316,124   | 133,152   | 33,01,258 | 20,13,240 | 23,90,191 | 23,06,012 | 13,66,869 |
| COPPER . . . Cwts.  | 248       | 206       | 231       | 221       | 74        | 16,858    | 15,038    | 13,534    | 14,565    | 7,129     |

CEYLON (excluding MALDIVES)—continued

EXPORTS THERE TO—continued

INDIAN MERCHANDISE—continued

| ARTICLES   | QUANTITY |         |         |         |         | VALUE       |             |             |             |             |
|--|----------|---------|---------|---------|---------|-------------|-------------|-------------|-------------|-------------|
|  | 1931-32  | 1932-33 | 1933-34 | 1934-35 | 1935-36 | 1931-32     | 1932-33     | 1933-34     | 1934-35     | 1935-36     |
| <b>COIR—</b>   |          |         |         |         |         |             |             |             |             |             |
| Manufactured (excluding rope) . . . Cwts.                                      | 1,160    | 1,140   | 8,340   | 8,364   | 1,482   | 17,571      | 18,497      | 69,744      | 49,074      | 19,216      |
| <b>CORDAGE AND ROPE OF VEGETABLE FIBRE (excluding JUTE AND COTTON)</b> . . . " | 934      | 727     | 510     | 477     | 528     | 25,935      | 16,005      | 10,106      | 11,036      | 12,470      |
| <b>DRUGS AND MEDICINES (excluding CHEMICALS AND NARCOTICS—</b>                 |          |         |         |         |         |             |             |             |             |             |
| Quinine salts . . . Lbs.   | ..       | ..      | ..      | 15,010  | 12      | ..          | ..          | ..          | 1,82,710    | 95          |
| Senna . . . Cwts.  | ..       | 112     | 112     | 208     | 2,291   | ..          | 871         | 1,627       | 1,582       | 31,832      |
| Other sorts . . . Value  | —        | —       | —       | —       | —       | 91,161      | 99,251      | 1,02,030    | 1,40,672    | 1,36,646    |
| <b>Total Drugs and medicines (excluding chemicals and narcotics)</b> . . . "   | —        | —       | —       | —       | —       | 91,161      | 1,00,122    | 1,03,657    | 3,24,978    | 1,68,623    |
| <b>DYEING AND TANNING SUBSTANCES—</b>  |          |         |         |         |         |             |             |             |             |             |
| Barks for tanning . . . Cwts.  | 4,385    | 2,809   | 1,848   | 2,567   | 1,652   | 17,465      | 8,219       | 7,054       | 7,971       | 4,462       |
| Cutch and gambler . . . "  | 800      | 545     | 508     | 857     | 693     | 15,609      | 8,740       | 9,125       | 18,041      | 11,345      |
| Turmeric . . . "   | 11,095   | 11,983  | 12,412  | 12,252  | 13,489  | 1,14,178    | 1,43,411    | 1,00,266    | 1,00,468    | 1,01,179    |
| Other sorts . . . "  | 919      | 1,124   | 948     | 648     | 366     | 11,157      | 8,937       | 3,998       | 3,329       | 3,561       |
| <b>Total Dyeing and Tanning substances</b> . . . "                             | 17,179   | 16,462  | 15,717  | 16,324  | 16,100  | 1,58,309    | 1,69,387    | 1,21,043    | 1,36,404    | 1,20,547    |
| <b>BARRENWARE AND PORCELAIN (including PIPES OF BARRENWARE)</b> . . . Value    | —        | —       | —       | —       | —       | 22,514      | 21,720      | 25,622      | 21,336      | 18,764      |
| <b>FISH (excluding CANNED FISH)—</b>   |          |         |         |         |         |             |             |             |             |             |
| Fish, dry, unskated . . . Cwts.  | 81,331   | 107,025 | 84,953  | 89,749  | 90,142  | 12,92,310   | 15,68,180   | 12,18,943   | 12,20,309   | 12,58,220   |
| " " salted . . . "   | 140,135  | 92,384  | 125,250 | 134,700 | 146,316 | 23,54,775   | 19,35,428   | 23,21,274   | 22,82,792   | 23,93,342   |
| Fishmaws and Sharkfins . . . "   | 75       | 96      | 209     | 482     | ..      | 4,800       | 3,660       | 9,290       | 22,010      | ..          |
| Fish, wet, salted (mgap) . . . "   | 9,624    | 6,720   | 10,261  | 11,020  | 8,056   | 61,217      | 67,200      | 65,406      | 88,948      | 63,616      |
| <b>Total Fish</b> . . . "  | 231,665  | 206,225 | 220,672 | 235,951 | 253,514 | 42,19,002   | 35,60,408   | 38,14,853   | 37,14,059   | 38,15,178   |
| <b>FODDER, BEAN, AND POLLARDS (excluding CLOAKS)</b> . . . Tons                | 6,881    | 7,083   | 7,186   | 8,227   | 7,921   | 3,85,998    | 4,27,462    | 3,58,599    | 3,84,300    | 3,64,248    |
| <b>FRUITS AND VEGETABLES—</b>  |          |         |         |         |         |             |             |             |             |             |
| <b>Fresh fruits and vegetables—</b>  |          |         |         |         |         |             |             |             |             |             |
| Fresh fruits . . . Value   | —        | —       | —       | —       | —       | 19,721      | 5,862       | 8,526       | 34,136      | 4,843       |
| Fresh vegetables of all kinds . . . "  | —        | —       | —       | —       | —       | 16,32,479   | 18,24,328   | 16,50,148   | 17,28,616   | 20,02,400   |
| Fruits and vegetables: dried, salted, or preserved, all sorts . . . Tons       | 2,016    | 2,108   | 2,629   | 3,263   | 2,454   | 2,84,322    | 2,36,762    | 3,83,612    | 2,36,121    | 3,04,182    |
| <b>Total Fruits and Vegetables</b> . . . Value                                 | —        | —       | —       | —       | —       | 18,86,522   | 20,67,452   | 20,42,286   | 19,88,908   | 22,11,425   |
| <b>FURNITURE AND CABINETWARE</b> . . . "                                       | —        | —       | —       | —       | —       | 9,088       | 11,681      | 10,828      | 5,828       | 8,273       |
| <b>GLASS AND GLASSWARE</b> . . . "   | —        | —       | —       | —       | —       | 6,150       | 14,525      | 6,380       | 9,045       | 7,302       |
| <b>GRAIN, PULSE, AND FLOUR—</b>  |          |         |         |         |         |             |             |             |             |             |
| Jowar and bajra . . . Tons   | 57       | 58      | 37      | 26      | 126     | 6,062       | 4,914       | 3,009       | 3,495       | 14,340      |
| Oats . . . "   | 170      | 497     | 454     | 275     | 187     | 25,705      | 50,501      | 38,010      | 25,695      | 17,036      |
| <b>Pulse—</b>  |          |         |         |         |         |             |             |             |             |             |
| Beans . . . "  | 735      | 761     | 791     | 625     | 776     | 74,340      | 64,293      | 74,078      | 61,459      | 76,048      |
| Gram . . . "   | 3,317    | 3,097   | 2,430   | 3,225   | 3,442   | 4,13,498    | 3,74,350    | 2,90,473    | 3,66,234    | 3,72,437    |
| Lentils . . . "  | 459      | 1,484   | 2,025   | 2,289   | 1,816   | 74,591      | 3,34,803    | 4,91,443    | 2,88,165    | 1,79,230    |
| Other sorts . . . "  | 13,916   | 11,908  | 12,405  | 16,444  | 19,371  | 17,60,698   | 14,19,668   | 13,35,409   | 12,19,661   | 19,61,500   |
| <b>Total Pulse</b> . . . "   | 18,427   | 17,250  | 18,552  | 22,583  | 24,905  | 23,23,127   | 21,93,109   | 21,91,898   | 25,85,419   | 25,89,275   |
| Rice in the husk . . . "   | 20,008   | 13,872  | 9,632   | 13,663  | 16,499  | 10,76,529   | 6,78,329    | 3,78,015    | 6,29,113    | 8,01,003    |
| <b>Rice, not in the husk—</b>  |          |         |         |         |         |             |             |             |             |             |
| Boiled rice . . . "  | 395,922  | 337,690 | 204,467 | 368,855 | 422,682 | 3,56,20,817 | 3,34,33,817 | 2,65,43,143 | 2,76,18,902 | 2,49,29,720 |
| Cleaned rice . . . "   | 4,032    | 1,359   | 598     | 530     | 806     | 4,43,382    | 2,05,501    | 79,372      | 83,125      | 1,18,506    |
| Broken cleaned rice . . . "  | 9,773    | 4,559   | 9,101   | 1,845   | 2       | 6,87,585    | 3,26,532    | 3,07,780    | 97,440      | 102         |
| Other sorts . . . "  | 127      | 206     | 163     | 211     | 210     | 50,114      | 54,343      | 30,366      | 48,195      | 47,650      |
| <b>Total Rice, not in the husk</b> . . . "                                     | 409,859  | 394,314 | 403,329 | 391,501 | 423,708 | 3,68,61,028 | 3,40,20,193 | 2,99,71,682 | 2,78,47,662 | 3,49,90,978 |

No. 13—continued  
 CEYLON (excluding MALDIVES)—continued

## EXPORTS THEREOF—continued

## INDIAN MERCHANDISE—continued

| ARTICLES  | QUANTITY |         |         |         |         | VALUE       |             |             |             |             |
|---|----------|---------|---------|---------|---------|-------------|-------------|-------------|-------------|-------------|
|   | 1931-32  | 1932-33 | 1933-34 | 1934-35 | 1935-36 | 1931-32     | 1932-33     | 1933-34     | 1934-35     | 1935-36     |
| <b>GRAIN, PULSE AND FLOUR—contd.</b>  |          |         |         |         |         |             |             |             |             |             |
| Wheat . . . Tons  | 145      | 166     | 239     | 268     | 293     | 20,199      | 20,004      | 26,784      | 28,577      | 28,406      |
| Wheat flour . . . "   | 812      | 925     | 254     | 526     | 307     | 83,816      | 40,508      | 23,817      | 53,168      | 33,924      |
| Other sorts . . . "   | 101      | 243     | 225     | 442     | 252     | 19,920      | 21,468      | 19,712      | 43,583      | 25,476      |
| Total Grain, Pulse, and Flour . . . "   | 450,474  | 426,466 | 432,713 | 429,314 | 466,275 | 4,02,20,388 | 3,70,29,536 | 2,98,67,377 | 3,11,71,713 | 3,85,60,553 |
| <b>HARDWARE AND CUTLERY, including PLATED WARE Value</b>  |          |         |         |         |         |             |             |             |             |             |
|   | —        | —       | —       | —       | —       | 99,528      | 1,01,658    | 79,011      | 96,640      | 1,28,579    |
| <b>HIDES AND SKINS, RAW</b>   |          |         |         |         |         |             |             |             |             |             |
| Tons  | 4        | 14      | 14      | 31      | 42      | 7,993       | 88,544      | 13,312      | 16,371      | 23,491      |
| No.   | —15,157  | —58,729 | —20,285 | —31,340 | —52,554 |             |             |             |             |             |
| <b>HORNS, TIPS AND FINES OF CATTLE HORNS, INSTRUMENTS, APPARATUS, AND APPLIANCES, AND PARTS THEREOF Value</b> |          |         |         |         |         |             |             |             |             |             |
|   | 725      | 483     | 2,232   | 240     | 2,905   | 2,440       | 1,570       | 7,319       | 1,250       | 11,660      |
| <b>LAO CATTLE Value</b>   |          |         |         |         |         |             |             |             |             |             |
|   | 107      | 165     | 161     | 210     | 254     | 6,309       | 6,489       | 6,180       | 14,133      | 10,092      |
| <b>LEATHER—</b>   |          |         |         |         |         |             |             |             |             |             |
| <b>Hides, tanned or dressed</b>   |          |         |         |         |         |             |             |             |             |             |
| Tons  | —        | —       | —       | 1       | 1       | 5,261       | 3,274       | 6,831       | 5,685       | 2,108       |
| No.   | —1,222   | —809    | —1,908  | —2,027  | —947    |             |             |             |             |             |
| <b>Skins, tanned or dressed—</b>  |          |         |         |         |         |             |             |             |             |             |
| <b>Sheep skins</b>  |          |         |         |         |         |             |             |             |             |             |
| Tons  | 4        | 17      | 8       | 12      | 7       | 13,184      | 11,504      | 13,312      | 22,572      | 12,044      |
| No.   | —20,012  | —35,030 | —47,544 | —68,704 | —89,081 |             |             |             |             |             |
| <b>Other skins</b>  |          |         |         |         |         |             |             |             |             |             |
| Tons  | —        | 3       | 1       | 1       | 11      | 3,952       | 1,784       | 5,948       | 5,450       | 14,750      |
| No.   | —5,109   | —2,566  | —18,020 | —11,239 | —23,922 |             |             |             |             |             |
| <b>Total Skins, tanned or dressed</b>   |          |         |         |         |         |             |             |             |             |             |
| Tons  | 4        | 20      | 9       | 13      | 18      | 17,146      | 13,288      | 24,160      | 28,022      | 26,803      |
| No.   | —24,121  | —37,596 | —60,664 | —74,943 | —68,003 |             |             |             |             |             |
| <b>Unwrought . . . Cattle</b>   |          |         |         |         |         |             |             |             |             |             |
|   | 70       | 107     | 90      | 107     | 107     | 21,452      | 19,862      | 16,315      | 26,558      | 28,013      |
| <b>Manufactures (excluding boots and shoes) Value</b>   |          |         |         |         |         |             |             |             |             |             |
|   | —        | —       | —       | —       | —       | 50,112      | 55,826      | 82,221      | 67,789      | 92,214      |
| <b>Total Leather . . .</b>  |          |         |         |         |         |             |             |             |             |             |
|   | —        | —       | —       | —       | —       | 93,971      | 91,700      | 1,29,627    | 1,23,084    | 1,50,038    |
| <b>LIQUORS—</b>   |          |         |         |         |         |             |             |             |             |             |
| <b>Spirit . . . gals.</b>   |          |         |         |         |         |             |             |             |             |             |
|   | 1,652    | ..      | 12,266  | 17,080  | 1,687   | 980         | ..          | 10,385      | 14,272      | 3,435       |
| <b>Other sorts of Liquors . . .</b>   |          |         |         |         |         |             |             |             |             |             |
|   | ..       | ..      | ..      | ..      | 52,148  | ..          | ..          | ..          | ..          | 40,800      |
| <b>TOTAL LIQUORS . . .</b>  |          |         |         |         |         |             |             |             |             |             |
|   | 1,652    | ..      | 12,266  | 17,080  | 53,785  | 980         | ..          | 10,385      | 14,272      | 50,235      |
| <b>MACHINERY AND MILLWORK Value</b>   |          |         |         |         |         |             |             |             |             |             |
|   | —        | —       | —       | —       | —       | 5,074       | 6,864       | 11,606      | 12,458      | 48,057      |
| <b>MANURES—</b>   |          |         |         |         |         |             |             |             |             |             |
| <b>Bones for manurial purposes . . . Tons</b>   |          |         |         |         |         |             |             |             |             |             |
|   | 842      | 1,727   | 1,302   | 1,512   | 2,235   | 64,871      | 1,45,862    | 1,04,260    | 1,16,514    | 1,79,108    |
| <b>Bonemeal . . .</b>   |          |         |         |         |         |             |             |             |             |             |
|   | 10,051   | 7,925   | 7,191   | 8,737   | 9,619   | 5,28,681    | 4,18,305    | 3,63,846    | 4,48,942    | 4,67,823    |
| <b>Fish manures . . .</b>   |          |         |         |         |         |             |             |             |             |             |
|   | 2,590    | 1,108   | 2,747   | 2,865   | 3,898   | 2,67,955    | 1,11,080    | 1,87,388    | 2,41,922    | 2,70,407    |
| <b>Fish guano . . .</b>   |          |         |         |         |         |             |             |             |             |             |
|   | 22       | 6       | 2,341   | 1,219   | 139     | 2,684       | 600         | 1,49,504    | 97,772      | 8,214       |
| <b>Sulphate of ammonia . . .</b>  |          |         |         |         |         |             |             |             |             |             |
|   | 2,977    | 308     | 2,121   | 3,053   | 7,072   | 3,74,073    | 34,997      | 1,73,164    | 2,64,872    | 6,57,502    |
| <b>Other kinds . . .</b>  |          |         |         |         |         |             |             |             |             |             |
|   | 1,917    | 984     | 1,337   | 1,396   | 1,144   | 2,41,212    | 1,00,798    | 1,55,956    | 1,63,509    | 95,315      |
| <b>Total Manures . . .</b>  |          |         |         |         |         |             |             |             |             |             |
|   | 13,399   | 12,058  | 17,039  | 18,732  | 24,107  | 14,69,376   | 8,11,122    | 11,30,118   | 13,23,331   | 16,37,360   |
| <b>MATS AND MATTINGS, except coir and rubber Sq. Yards</b>  |          |         |         |         |         |             |             |             |             |             |
|   | 177,597  | 280,656 | 196,711 | 242,332 | 185,491 | 19,947      | 9,940       | 9,962       | 13,224      | 18,168      |

No. 13—continued  
 CEYLON (excluding MALDIVES)—continued  
 EXPORTS THEREOF—continued

INDIAN MERCHANDISE—continued

| ARTICLES   | QUANTITY  |         |           |           |           | VALUE     |           |           |           |           |
|--|-----------|---------|-----------|-----------|-----------|-----------|-----------|-----------|-----------|-----------|
|  | 1931-32   | 1932-33 | 1933-34   | 1934-35   | 1935-36   | 1931-32   | 1932-33   | 1933-34   | 1934-35   | 1935-36   |
|  |           |         |           |           |           | ₹         | ₹         | ₹         | ₹         | ₹         |
| <b>METALS AND ORES—</b>  |           |         |           |           |           |           |           |           |           |           |
| Brass, Bronze, and similar alloys, wrought . . . Cwts.                     | 3,415     | 3,540   | 4,148     | 7,017     | 5,006     | 2,03,638  | 2,01,494  | 1,94,366  | 2,25,371  | 2,13,512  |
| Copper, excluding ore . . . "  | 485       | 598     | 567       | 668       | 834       | 33,247    | 40,241    | 35,041    | 39,178    | 41,635    |
| Iron (excluding ore) (a) Tons  | —         | —       | 221       | 231       | 176       | —         | —         | 10,056    | 12,386    | 7,125     |
| Lead . . . . . Cwts.   | 57,267    | 43,166  | 43,854    | 43,672    | 30,344    | 6,69,293  | 6,06,320  | 5,65,327  | 5,28,982  | 425,922   |
| Zinc—<br>Ore . . . . . Tons  | —         | —       | 150       | —         | —         | —         | —         | 1,73,249  | —         | —         |
| Others . . . . . Cwts.   | 2,303     | 2,081   | 67        | 308       | 996       | 16,515    | 14,008    | 3,552     | 13,636    | 10,239    |
| Total Metals and Ores Tons   | 3,198     | 2,719   | 2,303     | 2,365     | 2,060     | 11,27,743 | 9,52,063  | 9,86,591  | 9,14,548  | 698,433   |
| <b>Oils—</b>   |           |         |           |           |           |           |           |           |           |           |
| Animal . . . . . Gals.   | 128       | 24      | 8         | 223       | 12        | 390       | 75        | 30        | 147       | 50        |
| Essential . . . . . "  | 1,158     | 3,324   | 752       | 1,143     | 2,755     | 12,169    | 33,136    | 7,393     | 16,460    | 31,727    |
| Mineral . . . . . "  | 4         | 2,634   | 14,400    | 7,674     | 770       | 17        | 3,033     | 17,868    | 10,200    | 2,261     |
| <b>Vegetable, non-essential—</b>   |           |         |           |           |           |           |           |           |           |           |
| Castor . . . . . "   | 18,144    | 23,416  | 27,222    | 18,223    | 17,524    | 24,290    | 23,897    | 25,148    | 17,015    | 20,672    |
| Groundnut . . . . . "  | 10,129    | 4,786   | 16,531    | 13,695    | 14,287    | 9,666     | 4,921     | 10,437    | 11,551    | 10,493    |
| Linseed . . . . . "  | 2,453     | 1,930   | 5,364     | 10,243    | 15,353    | 4,706     | 3,273     | 9,012     | 16,529    | 24,273    |
| Other sorts . . . . . "  | 17,062    | 15,856  | 21,985    | 16,394    | 12,683    | 29,245    | 33,143    | 20,130    | 17,917    | 17,606    |
| Total Vegetable, non-essential . . . . . "                                 | 48,393    | 46,983  | 71,302    | 63,555    | 59,347    | 67,997    | 69,354    | 64,777    | 63,012    | 73,049    |
| Total Oils . . . . . "   | 49,631    | 51,970  | 86,471    | 72,595    | 63,384    | 80,493    | 96,433    | 90,068    | 89,819    | 1,07,037  |
| <b>OILCAKES—</b>   |           |         |           |           |           |           |           |           |           |           |
| Castor cake . . . . . Tons   | 1,312     | 735     | 2,434     | 3,043     | 1,057     | 91,140    | 46,179    | 1,14,133  | 1,25,980  | 69,671    |
| Groundnut cake . . . . . "   | 20,340    | 3,190   | 9,920     | 3,739     | 6,362     | 14,69,570 | 6,50,074  | 5,33,323  | 5,93,766  | 3,99,774  |
| Rape and sesamum cake . . . . . "  | 11,939    | 12,447  | 10,775    | 13,433    | 12,741    | 10,33,686 | 9,66,770  | 8,01,319  | 11,34,731 | 11,65,575 |
| Other sorts . . . . . "  | 335       | 406     | 223       | 502       | 610       | 23,910    | 20,326    | 13,153    | 33,321    | 34,392    |
| Total Oilcakes . . . . . "   | 34,476    | 21,328  | 23,355    | 25,772    | 21,370    | 26,28,306 | 16,33,340 | 15,10,973 | 19,37,818 | 16,69,912 |
| <b>PAINTS AND PAINTERS' MATERIALS . . . . . Value</b>                      |           |         |           |           |           |           |           |           |           |           |
|  | —         | —       | —         | —         | —         | 11,655    | 6,084     | 41,016    | 35,649    | 31,174    |
| <b>PAPER AND PAPERBOARD—</b>   |           |         |           |           |           |           |           |           |           |           |
| Printing paper . . . . . Cwts.   | 118       | 330     | 610       | 447       | 134       | 1,103     | 13,921    | 24,464    | 13,333    | 5,666     |
| PARAFFIN WAX . . . . . Tons  | 14        | 29      | 209       | 54        | 34        | 5,330     | 12,023    | 37,113    | 21,152    | 35,006    |
| PERFUMERY (not being<br>perfumed spirits) . . . . . Value                  | —         | —       | —         | —         | —         | 33,437    | 39,420    | 93,941    | 33,309    | 35,499    |
| PRINTING AND LITHO-<br>GRAPHING MATERIALS<br>(excluding PAPER) . . . . . " | —         | —       | —         | —         | —         | 11,709    | 9,341     | 15,168    | 16,339    | 13,574    |
| <b>PROVISIONS AND OILMAN'S STORES—</b>                                     |           |         |           |           |           |           |           |           |           |           |
| Butter . . . . . Cwts.   | 1,423     | 1,095   | 726       | 636       | 692       | 1,35,743  | 1,07,533  | 66,537    | 49,107    | 49,491    |
| Ghi . . . . . "  | 2,017     | 1,647   | 2,099     | 1,532     | 1,474     | 1,46,296  | 96,669    | 93,133    | 34,226    | 30,160    |
| Pickles, chutnies, and<br>condiments . . . . . "                           | 379       | 319     | 267       | 372       | 302       | 12,352    | 3,359     | 3,144     | 3,317     | 3,641     |
| Other sorts of provi-<br>sions . . . . . Value                             | —         | —       | —         | —         | —         | 2,59,753  | 2,67,397  | 2,03,373  | 1,03,606  | 42,436    |
| Total Provisions and Oil-<br>man's stores . . . . . "                      | —         | —       | —         | —         | —         | 5,54,144  | 4,81,003  | 3,71,737  | 2,45,756  | 1,36,727  |
| <b>RUBBER—</b>   |           |         |           |           |           |           |           |           |           |           |
| Raw . . . . . Lbs.   | 1,327,733 | 830,571 | 2,941,634 | 2,645,793 | 5,423,370 | 7,39,112  | 2,60,924  | 10,02,930 | 3,53,471  | 17,50,431 |
| Manufactures . . . . . Value   | —         | —       | —         | —         | —         | 4,047     | 431       | 323       | 41,435    | 2,225     |

(a) Shown separately from 1933-34.

## No. 13—continued

## CEYLON (excluding MALDIVES)—continued

## EXPORTS THERETO—continued

## INDIAN MERCHANDISE—continued

| ARTICLES  | QUANTITY  |           |           |           |           | VALUE     |           |           |           |           |
|---|-----------|-----------|-----------|-----------|-----------|-----------|-----------|-----------|-----------|-----------|
|   | 1981-82   | 1982-83   | 1983-84   | 1984-85   | 1985-86   | 1981-82   | 1982-83   | 1983-84   | 1984-85   | 1985-86   |
|   |           |           |           |           |           | R         | R         | R         | R         | R         |
| <b>SEEDS—</b>   |           |           |           |           |           |           |           |           |           |           |
| <b>Oilseeds—</b>  |           |           |           |           |           |           |           |           |           |           |
| <b>Essential—</b>   |           |           |           |           |           |           |           |           |           |           |
| Coriander . . . Tons  | 538       | 1,168     | 1,539     | 1,238     | 1,860     | 1,14,680  | 1,52,135  | 1,93,224  | 1,44,087  | 2,30,980  |
| Cumin (other than black) . . . "                                      | 204       | 7         | 493       | 682       | 608       | 1,58,088  | 4,285     | 2,78,465  | 3,31,800  | 3,88,222  |
| Fennel . . . "  | 218       | 232       | 244       | 334       | 339       | 84,775    | 51,601    | 64,178    | 66,887    | 93,236    |
| Fenugreek . . . "   | 315       | 310       | 312       | 392       | 320       | 1,04,424  | 87,189    | 85,086    | 98,801    | 92,676    |
| Other sorts . . . "   | 34        | 77        | 40        | 47        | 55        | 13,979    | 10,858    | 12,257    | 13,620    | 14,203    |
| Total Seeds, Essential . . . "  | 1,304     | 1,794     | 2,628     | 2,683     | 3,177     | 4,75,945  | 3,05,018  | 6,24,220  | 6,90,695  | 7,69,317  |
| <b>Non-essential—</b>   |           |           |           |           |           |           |           |           |           |           |
| Cotton . . . "  | 894       | 688       | 736       | 588       | 667       | 72,388    | 56,672    | 52,671    | 34,708    | 39,187    |
| Groundnuts . . . "  | 523       | 389       | 637       | 626       | 935       | 46,438    | 32,698    | 35,790    | 33,192    | 1,07,389  |
| Mustard . . . "   | 100       | 61        | 212       | 82        | 14        | 15,039    | 8,902     | 26,290    | 12,259    | 2,557     |
| Rape . . . "  | 363       | 410       | 228       | 318       | 90        | 1,15,880  | 1,08,430  | 62,467    | 70,621    | 23,200    |
| Sesamum (tal or jinilli) . . . "                                      | 317       | 416       | 302       | 680       | 198       | 78,61     | 94,224    | 1,62,561  | 1,19,118  | 33,781    |
| Other sorts . . . "   | 32        | 33        | 37        | 30        | 39        | 10,715    | 9,767     | 9,565     | 8,579     | 6,964     |
| Total Seeds, non-essential . . . "                                    | 2,228     | 1,917     | 2,062     | 2,324     | 1,938     | 3,39,021  | 3,10,773  | 3,49,348  | 2,79,307  | 2,13,148  |
| Other than oilseeds . . . "   | 16        | 11        | 10        | 12        | 8         | 7,446     | 3,934     | 3,158     | 3,972     | 3,483     |
| Total Seeds . . . "   | 3,548     | 3,702     | 5,290     | 5,019     | 5,118     | 8,22,418  | 6,20,735  | 9,80,721  | 9,82,974  | 9,84,947  |
| SOAP . . . Cwts.  | 195       | 154       | 247       | 460       | 579       | 9,229     | 6,307     | 10,434    | 18,916    | 23,029    |
| <b>SPICES—</b>  |           |           |           |           |           |           |           |           |           |           |
| Onions . . . "  | 146,960   | 150,509   | 134,704   | 147,794   | 173,383   | 20,96,400 | 19,09,981 | 19,92,562 | 25,89,368 | 17,95,335 |
| Ginger . . . "  | 2,208     | 2,023     | 1,758     | 2,445     | 2,676     | 42,019    | 35,270    | 30,642    | 59,282    | 98,827    |
| Pepper . . . "  | 1,148     | 786       | 497       | 2,279     | 562       | 53,044    | 36,068    | 23,014    | 92,023    | 22,821    |
| Other sorts . . . "   | 55        | 37        | 149       | 61        | 61        | 9,677     | 878       | 5,088     | 2,371     | 2,058     |
| Total Spices . . . "  | 150,371   | 153,355   | 137,108   | 152,579   | 177,282   | 22,00,140 | 19,83,042 | 20,59,306 | 27,44,049 | 19,18,941 |
| <b>STATIONERY (excluding PAPER) . . . Value</b>                       |           |           |           |           |           |           |           |           |           |           |
|   |           |           |           |           |           | 20,988    | 23,053    | 18,950    | 22,508    | 20,925    |
| <b>SUGAR—</b>   |           |           |           |           |           |           |           |           |           |           |
| Sugar, 23 Dutch Standard and above . . . Tons                         | 2         | 1         | ..        | ..        | 4         | 1,217     | 425       | ..        | 30        | 318       |
| Sugar below 23 Dutch Standard but not below 16 Dutch Standard . . . " | 52        | 77        | 323       | 344       | 54        | 12,347    | 11,895    | 43,925    | 57,798    | 3,051     |
| Sugar, 16 Dutch Standard and below . . . "                            | 132       | 269       | 97        | 16        | 322       | 23,664    | 40,074    | 16,740    | 3,194     | 47,917    |
| Molasses including palmyra and cane jaggery . . . "                   | 658       | 707       | 399       | 390       | 925       | 1,05,943  | 98,872    | 1,19,519  | 1,35,011  | 1,43,647  |
| Total Sugar . . . "   | 844       | 1,054     | 1,319     | 1,250     | 1,305     | 1,43,171  | 1,51,266  | 1,87,184  | 1,95,033  | 2,00,483  |
| TEA, BLACK . . . Lbs.   | 2,906,768 | 3,531,315 | 3,246,315 | 3,045,658 | 3,496,358 | 20,31,427 | 23,23,431 | 20,29,626 | 20,22,368 | 22,65,341 |
| <b>TEXTILES—</b>  |           |           |           |           |           |           |           |           |           |           |
| <b>Cotton—</b>  |           |           |           |           |           |           |           |           |           |           |
| Raw . . . Tons  | 592       | 308       | 198       | 461       | 567       | 5,44,019  | 2,66,875  | 2,17,200  | 3,22,209  | 4,30,080  |
| Waste . . . Cwts.   | 2,243     | 1,630     | 2,073     | 1,978     | 1,096     | 59,332    | 39,790    | 41,403    | 31,621    | 27,273    |
| Twist and yarn . . . Lbs.   | 138,821   | 186,416   | 172,188   | 143,364   | 137,101   | 68,909    | 68,575    | 74,129    | 70,722    | 63,248    |



No. 13—continued  
 CEYLON (excluding MALDIVES)—continued

EXPORTS THERETO—continued

INDIAN MERCHANDISE—continued

| ARTICLES  | QUANTITY          |                   |                   |                   |                   | VALUE            |                  |                  |                  |                  |
|---|-------------------|-------------------|-------------------|-------------------|-------------------|------------------|------------------|------------------|------------------|------------------|
|   | 1931-32           | 1932-33           | 1933-34           | 1934-35           | 1935-36           | 1931-32          | 1932-33          | 1933-34          | 1934-35          | 1935-36          |
|   |                   |                   |                   |                   |                   | ₹                | ₹                | ₹                | ₹                | ₹                |
| <b>FABRICS—continued</b>  |                   |                   |                   |                   |                   |                  |                  |                  |                  |                  |
| <b>Cotton—continued</b>   |                   |                   |                   |                   |                   |                  |                  |                  |                  |                  |
| <b>Manufactures—</b>  |                   |                   |                   |                   |                   |                  |                  |                  |                  |                  |
| <b>Piecegoods—</b>  |                   |                   |                   |                   |                   |                  |                  |                  |                  |                  |
| Grey (unbleached) Yards   | 110,823           | 149,113           | 67,385            | 579,160           | 315,161           | 45,311           | 37,704           | 24,390           | 1,35,832         | 72,106           |
| White (bleached) "  | 42,594            | 24,309            | 25,220            | 93,768            | 200,544           | 16,075           | 8,347            | 11,542           | 24,407           | 39,796           |
| Coloured, printed, or dyed . . . "  | 16,945,208        | 13,925,074        | 13,294,092        | 17,229,664        | 13,430,969        | 69,05,274        | 50,32,097        | 49,34,163        | 60,17,199        | 66,78,161        |
| <b>Total Piecegoods . . .</b>   | <b>17,104,325</b> | <b>13,098,496</b> | <b>13,386,697</b> | <b>17,602,532</b> | <b>13,952,674</b> | <b>69,66,660</b> | <b>50,79,108</b> | <b>50,00,095</b> | <b>61,77,438</b> | <b>67,89,123</b> |
| Thread, sewing . . Lbs.   | 18,880            | 15,335            | 8,766             | 5,872             | 5,778             | 21,061           | 12,954           | 7,312            | 7,250            | 4,825            |
| Other sorts of manufactures . Value   | —                 | —                 | —                 | —                 | —                 | 37,370           | 27,136           | 23,970           | 17,652           | 68,027           |
| <b>Total Cotton manufactures (including twist and yarn) . . .</b>                                   | <b>—</b>          | <b>—</b>          | <b>—</b>          | <b>—</b>          | <b>—</b>          | <b>70,04,090</b> | <b>51,87,778</b> | <b>51,02,508</b> | <b>62,78,062</b> | <b>69,25,323</b> |
| Handkerchiefs and Millinery "   | —                 | —                 | —                 | —                 | —                 | 11,808           | 6,205            | 4,808            | 11,708           | 4,358            |
| <b>Jute—</b>  |                   |                   |                   |                   |                   |                  |                  |                  |                  |                  |
| <b>Manufactures—</b>  |                   |                   |                   |                   |                   |                  |                  |                  |                  |                  |
| Sacking gunny bags . No.  | 1,026,963         | 323,360           | 378,286           | 1,083,539         | 168,321           | 4,07,945         | 68,316           | 2,03,512         | 2,47,711         | 40,623           |
| Hessian " " "   | 26,250            | 16,000            | ..                | ..                | 41,554            | 8,866            | 1,180            | ..               | ..               | 19,314           |
| <b>Total Gunny bags . . .</b>   | <b>1,053,213</b>  | <b>344,360</b>    | <b>378,286</b>    | <b>1,083,539</b>  | <b>210,875</b>    | <b>4,16,811</b>  | <b>69,906</b>    | <b>2,03,512</b>  | <b>2,47,711</b>  | <b>60,437</b>    |
| Hessian gunny cloth Yards   | 2,865,280         | 2,316,262         | 2,552,866         | 2,258,705         | 1,797,000         | 3,77,433         | 2,75,035         | 3,35,775         | 2,93,180         | 2,30,642         |
| Ropes and twine . Cwts.   | 3,015             | 2,746             | 3,730             | 2,931             | 3,461             | 49,300           | 32,033           | 41,060           | 32,035           | 38,366           |
| Other kinds . . . Value   | —                 | —                 | —                 | —                 | —                 | 4,457            | 6,790            | 2,050            | 1,398            | 2,427            |
| <b>Total Jute manufactures (including twist and yarn) . . .</b>                                     | <b>—</b>          | <b>—</b>          | <b>—</b>          | <b>—</b>          | <b>—</b>          | <b>3,47,006</b>  | <b>3,33,904</b>  | <b>3,32,337</b>  | <b>3,79,374</b>  | <b>3,32,312</b>  |
| <b>Silk manufactures—</b>   |                   |                   |                   |                   |                   |                  |                  |                  |                  |                  |
| Goods of silk mixed with other materials Yards  | 405               | 213,373           | 10,996            | 73,393            | 321,410           | 410              | 36,114           | 6,668            | 38,632           | 1,16,420         |
| Piecegoods . . . "  | 753               | 33,073            | 20,697            | 33,110            | 42,610            | 1,472            | 31,960           | 13,169           | 39,469           | 30,332           |
| Other sorts . . . Value   | —                 | —                 | —                 | —                 | —                 | 60               | 311              | 535              | ..               | ..               |
| <b>Total Silk manufactures . . .</b>  | <b>—</b>          | <b>—</b>          | <b>—</b>          | <b>—</b>          | <b>—</b>          | <b>1,942</b>     | <b>1,18,585</b>  | <b>20,422</b>    | <b>1,28,091</b>  | <b>1,47,252</b>  |
| <b>Wool manufactures—</b>   |                   |                   |                   |                   |                   |                  |                  |                  |                  |                  |
| Carpets and rugs . . Lbs.   | 443,333           | 467,793           | 519,116           | 511,643           | 162,525           | 1,77,524         | 1,97,201         | 1,00,265         | 1,56,395         | 68,365           |
| Other sorts . . . Value   | —                 | —                 | —                 | —                 | —                 | 24,397           | 6,135            | 8,401            | 2,201            | 26,354           |
| <b>Total Woolen manufactures . . .</b>  | <b>—</b>          | <b>—</b>          | <b>—</b>          | <b>—</b>          | <b>—</b>          | <b>2,01,921</b>  | <b>2,03,336</b>  | <b>1,08,666</b>  | <b>1,58,596</b>  | <b>94,919</b>    |
| <b>Other Textiles—Manufactured . . .</b>  |                   |                   |                   |                   |                   |                  |                  |                  |                  |                  |
|   | —                 | —                 | —                 | —                 | —                 | 3,35,034         | 2,34,433         | 3,308            | 2,41,523         | 5,43,593         |
| <b>TOBACCO—</b>   |                   |                   |                   |                   |                   |                  |                  |                  |                  |                  |
| Unmanufactured . . Lbs.   | 151,302           | 80,730            | 214,063           | 275,474           | 197,951           | 38,533           | 20,220           | 62,143           | 32,063           | 54,136           |
| Manufactured . . . "  | 175,362           | 106,533           | 190,912           | 229,309           | 243,063           | 1,41,106         | 84,232           | 1,36,973         | 1,75,313         | 2,11,843         |
| <b>Total . . .</b>  | <b>326,664</b>    | <b>187,263</b>    | <b>404,975</b>    | <b>504,783</b>    | <b>441,014</b>    | <b>179,639</b>   | <b>104,452</b>   | <b>199,116</b>   | <b>207,376</b>   | <b>265,979</b>   |
| <b>TOYS AND REQUISITES FOR GAMES AND SPORTS, INCLUDING TACKLE (OTHER THAN FIREARMS) . . . Value</b> |                   |                   |                   |                   |                   |                  |                  |                  |                  |                  |
|   | —                 | —                 | —                 | —                 | —                 | 11,236           | 12,109           | 13,253           | 22,575           | 10,051           |
| <b>UMBRELLAS, INCLUDING PARASOLS AND SUNSHADES . . . No.</b>  |                   |                   |                   |                   |                   |                  |                  |                  |                  |                  |
|   | 30,539            | 490               | 126               | 103               | 169               | 37,454           | 725              | 513              | 200              | 250              |
| <b>VEHICLES ETC. . . Value</b>  |                   |                   |                   |                   |                   |                  |                  |                  |                  |                  |
|   | —                 | —                 | —                 | —                 | —                 | 852              | 35,150           | 1,675            | 205              | 3,030            |
| <b>WAX OF ALL KINDS, OTHER THAN PARAFFIN WAX (EXCLUDING CANDLES) . . . Cwts.</b>                    |                   |                   |                   |                   |                   |                  |                  |                  |                  |                  |
|   | 240               | 331               | 204               | 167               | 332               | 13,737           | 16,537           | 9,307            | 8,374            | 10,247           |

No. 13—*continued*  
**CEYLON (excluding MALDIVES)—*continued***  
**EXPORTS THERETO—*continued***

**INDIAN MERCHANDISE—*concluded***

| ARTICLES   | QUANTITY |         |         |         |         | VALUE              |                    |                    |                    |                    |
|--|----------|---------|---------|---------|---------|--------------------|--------------------|--------------------|--------------------|--------------------|
|  | 1931-32  | 1932-33 | 1933-34 | 1934-35 | 1935-36 | 1931-32            | 1932-33            | 1933-34            | 1934-35            | 1935-36            |
| <b>WOOD AND TIMBER—</b>  |          |         |         |         |         | R                  | R                  | R                  | R                  | R                  |
| Teak wood . Cubic Tons   | 1,431    | 952     | 621     | 949     | 1,524   | 1,86,891           | 1,47,565           | 84,868             | 1,35,052           | 1,04,702           |
| Other kinds of wood and timber . Value                         | —        | —       | —       | —       | —       | 11,098             | 3,029              | 5,150              | 12,386             | 9,257              |
| Manufactures of wood, other than Furniture and Cabinetware . " | —        | —       | —       | —       | —       | 2,417              | 2,348              | 2,745              | 2,010              | 7,858              |
| <b>Total Wood and Timber</b>                                   | —        | —       | —       | —       | —       | <b>2,07,404</b>    | <b>1,58,942</b>    | <b>92,763</b>      | <b>1,52,248</b>    | <b>2,11,817</b>    |
| POSTAL ARTICLES . "  | —        | —       | —       | —       | —       | 17,77,140          | 18,95,402          | 12,35,822          | 12,24,508          | 13,57,838          |
| ALL OTHER ARTICLES OF MERCHANDISE . "                          | —        | —       | —       | —       | —       | 1,28,719           | 1,18,481           | 22,420             | 1,45,507           | 1,41,897           |
| <b>GRAND TOTAL</b>   | —        | —       | —       | —       | —       | <b>7,68,87,742</b> | <b>6,52,06,878</b> | <b>5,90,76,185</b> | <b>6,26,74,568</b> | <b>7,12,17,789</b> |

**FOREIGN MERCHANDISE**

| ARTICLES   | QUANTITY |         |         |         |         | VALUE         |               |               |               |               |
|--|----------|---------|---------|---------|---------|---------------|---------------|---------------|---------------|---------------|
|  | 1931-32  | 1932-33 | 1933-34 | 1934-35 | 1935-36 | 1931-32       | 1932-33       | 1933-34       | 1934-35       | 1935-36       |
| <b>ANIMALS, LIVING—</b>  |          |         |         |         |         | R             | R             | R             | R             | R             |
| Horses . . . . . No.   | 25       | 47      | 38      | 54      | 6       | 1,22,200      | 77,500        | 72,700        | 91,500        | 8,000         |
| APPAREL including DRAPEY, UNIFORMS, AND ACCOUTREMENTS, BUT (excluding HOSIERY AND BOOTS AND SHOES) . Value | —        | —       | —       | —       | —       | 17,298        | 20,734        | 7,412         | 14,467        | 10,462        |
| BOOKS, PRINTED, AND PRINTED MATTER (not being STATIONERY), including MAPS AND CHARTS . Cwts.               | 216      | 227     | 392     | 420     | 394     | 25,945        | 30,959        | 57,062        | 55,225        | 57,891        |
| BUILDING AND ENGINEERING MATERIALS, other than OF IRON, STEEL OR WOOD . Value                              | —        | —       | —       | —       | —       | 11,780        | 2,016         | 1,074         | 5,543         | 5,447         |
| CHEMICALS AND CHEMICAL PREPARATIONS (excluding CHEMICAL MANURES AND MEDICINES) . "                         | —        | —       | —       | —       | —       | 22,412        | 32,869        | 5,719         | 15,354        | 22,806        |
| DRUGS AND MEDICINES, ETC. . "  | —        | —       | —       | —       | —       | 50,809        | 27,907        | 23,762        | 46,619        | 22,856        |
| <b>DYEING AND TANNING SUBSTANCES—</b>  |          |         |         |         |         |               |               |               |               |               |
| Aniline . . . . . Lbs.   | 15,623   | 25,174  | 20,925  | 11,505  | 11,120  | 47,607        | 55,221        | 36,396        | 26,519        | 20,420        |
| Other sorts . . . . . Value  | —        | —       | —       | —       | —       | 1,104         | 2,114         | 2,231         | 2,300         | 3,570         |
| <b>Total Dyeing and Tanning substances</b>   | —        | —       | —       | —       | —       | <b>48,711</b> | <b>57,335</b> | <b>38,627</b> | <b>28,819</b> | <b>23,990</b> |
| FRUITS AND VEGETABLES . Value  | —        | —       | —       | —       | —       | 57,085        | 38,416        | 30,412        | 18,056        | 11,830        |
| GLASS AND GLASSWARE . "  | —        | —       | —       | —       | —       | 5,876         | 6,070         | 4,975         | 10,321        | 3,123         |
| GUMS AND RESINS . . . . . Cwts.  | 1,278    | 911     | 547     | 497     | 442     | 48,419        | 32,075        | 14,760        | 15,094        | 11,207        |
| HARDWARE (excluding CUTLERY AND METAL-PROTECTOR WARE) . Value  | —        | —       | —       | —       | —       | 7,38,100      | 5,00,452      | 3,07,617      | 2,85,315      | 2,10,359      |

No. 13—continued  
 CEYLON (excluding MALDIVES)—continued  
 EXPORTS THERETO—continued

FOREIGN MERCHANDISE—continued

| ARTICLES  | QUANTITY |         |         |         |         | VALUE    |          |          |          |          |
|---|----------|---------|---------|---------|---------|----------|----------|----------|----------|----------|
|   | 1931-32  | 1932-33 | 1933-34 | 1934-35 | 1935-36 | 1931-32  | 1932-33  | 1933-34  | 1934-35  | 1935-36  |
| <b>INSTRUMENTS, APPARATUS, AND APPLIANCES, AND PARTS THEREOF—</b> |          |         |         |         |         | R        | R        | R        | R        | R        |
| Electrical . . . Value  | —        | —       | —       | —       | —       | 24,781   | 17,875   | 10,618   | 26,084   | 26,103   |
| Musical . . . "   | —        | —       | —       | —       | —       | 7,075    | 7,705    | 88,547   | 40,529   | 8,004    |
| Optical . . . "   | —        | —       | —       | —       | —       | ..       | ..       | ..       | 15,211   | ..       |
| Photographic . . . "  | —        | —       | —       | —       | —       | 96,498   | 1,04,322 | 1,47,189 | 1,25,150 | 60,939   |
| Other kinds . . . "   | —        | —       | —       | —       | —       | 11,620   | 34,422   | 11,377   | 29,069   | 9,011    |
| Total Instruments, Apparatus, and Appliances, and parts thereof   | —        | —       | —       | —       | —       | 1,40,575 | 2,24,324 | 2,02,726 | 2,36,048 | 1,04,957 |
| <b>LIQUORS—</b>   |          |         |         |         |         |          |          |          |          |          |
| Spirit . . . Gals.  | 16,196   | 16,688  | 2,191   | 7,251   | 104     | 24,921   | 14,207   | 9,310    | 15,244   | 2,446    |
| Wines . . . "   | 708      | 84      | 134     | 132     | 54      | 18,096   | 568      | 2,817    | 2,168    | 993      |
| Other sorts . . . "   | 24       | 6       | ..      | 150     | 23      | 40       | 180      | ..       | 500      | 254      |
| Total Liquors . . . "   | 16,928   | 16,678  | 2,325   | 7,533   | 181     | 37,951   | 14,955   | 12,127   | 18,012   | 3,693    |
| <b>MACHINERY AND MILL-WORK . . . Value</b>                        | —        | —       | —       | —       | —       | 1,22,618 | 76,750   | 37,978   | 81,074   | 82,841   |
| <b>METALS AND ORES . Tons</b>                                     | 58       | 24      | 42      | 53      | 36      | 39,227   | 27,215   | 45,227   | 64,624   | 83,911   |
| <b>OILS—</b>  |          |         |         |         |         |          |          |          |          |          |
| Mineral . . . Gals.   | 577,358  | 12,993  | 8,661   | 20,522  | 4,394   | 1,48,870 | 28,302   | 16,843   | 27,780   | 6,078    |
| Other sorts . . . "   | 285      | 156     | 313     | 126     | 420     | 1,095    | 524      | 1,099    | 570      | 1,270    |
| Total Oils . . . "  | 577,643  | 13,149  | 8,974   | 20,648  | 4,814   | 1,49,965 | 28,826   | 17,942   | 28,350   | 7,348    |
| <b>PAPER AND PASTE BOARD . . . Value</b>                          | —        | —       | —       | —       | —       | 5,675    | 3,730    | 4,989    | 4,103    | 14,527   |
| <b>PROVISIONS AND OILMAN'S STORES . Cwts.</b>                     | 68       | 41      | 85      | 318     | 237     | 11,207   | 8,984    | 6,013    | 70,852   | 9,669    |
| <b>RUBBER MANUFACTURES, Value</b>                                 | —        | —       | —       | —       | —       | 1,82,337 | 81,112   | 51,858   | 1,03,692 | 1,65,865 |
| <b>STATIONERY (excluding PAPER) . . . "</b>                       | —        | —       | —       | —       | —       | 7,039    | 7,090    | 10,052   | 8,577    | 7,975    |
| <b>SUGAR—</b>   |          |         |         |         |         |          |          |          |          |          |
| Sugar, 23 Dutch Standard and above . Tons                         | ..       | ..      | 200     | 126     | ..      | 55       | 15       | 23,000   | 18,000   | ..       |

No. 13—continued  
**CEYLON (excluding MALDIVES)—concluded**  
**EXPORTS THERE TO—concluded**

**FOREIGN MERCHANDISE—concluded**

| ARTICLES  | QUANTITY       |                  |                  |                  |                  | VALUE              |                    |                    |                    |                    |
|---|----------------|------------------|------------------|------------------|------------------|--------------------|--------------------|--------------------|--------------------|--------------------|
|   | 1931-32        | 1932-33          | 1933-34          | 1934-35          | 1935-36          | 1931-32            | 1932-33            | 1933-34            | 1934-35            | 1935-36            |
|   |                |                  |                  |                  |                  | Rs                 | Rs                 | Rs                 | Rs                 | Rs                 |
| <b>TEXTILES—</b>  |                |                  |                  |                  |                  |                    |                    |                    |                    |                    |
| <b>Cotton—</b>  |                |                  |                  |                  |                  |                    |                    |                    |                    |                    |
| <b>Raw . . . . . Tons</b>   | 186            | 4                | 4                | ..               | 118              | 1,45,600           | 2,500              | 5,000              | ..                 | 1,12,000           |
| <b>Manufactures—</b>  |                |                  |                  |                  |                  |                    |                    |                    |                    |                    |
| <b>Piecegoods—</b>  |                |                  |                  |                  |                  |                    |                    |                    |                    |                    |
| Grey (unbleached) . Yards   | 28,852         | 320,821          | 530,724          | 597,200          | 285,440          | 6,611              | 84,409             | 1,14,847           | 1,82,278           | 94,778             |
| White (bleached) . . "  | 55,356         | 172,440          | 767,945          | 422,011          | 484,019          | 16,649             | 41,787             | 1,88,529           | 1,10,805           | 1,23,236           |
| Coloured, printed,<br>or dyed . . . . . "   | 223,887        | 825,501          | 320,472          | 730,378          | 408,194          | 62,971             | 2,22,141           | 73,316             | 1,84,180           | 1,06,426           |
| Fents of all descrip-<br>tions . . . . . "  | ..             | ..               | ..               | ..               | 350              | ..                 | ..                 | ..                 | ..                 | 140                |
| <b>Total cotton piecegoods . . "</b>  | <b>314,095</b> | <b>1,318,762</b> | <b>1,619,141</b> | <b>1,749,674</b> | <b>1,178,005</b> | <b>86,231</b>      | <b>3,48,337</b>    | <b>3,76,692</b>    | <b>4,27,663</b>    | <b>3,24,574</b>    |
| <b>Other sorts of manufac-<br/>  tures . . . . . Value</b>  | —              | —                | —                | —                | —                | 14,234             | 15,121             | 13,487             | 24,082             | 17,352             |
| <b>Total cotton manufactures<br/>(including twist and yarn) . . "</b>                                     | —              | —                | —                | —                | —                | <b>1,00,465</b>    | <b>3,63,458</b>    | <b>3,90,179</b>    | <b>4,51,695</b>    | <b>3,41,926</b>    |
| <b>Haberdashery and Milli-<br/>dery . . . . . "</b>   | —              | —                | —                | —                | —                | 12,489             | 5,170              | 6,212              | 13,261             | 4,555              |
| <b>Silk—</b>  |                |                  |                  |                  |                  |                    |                    |                    |                    |                    |
| <b>Manufacture—</b>   |                |                  |                  |                  |                  |                    |                    |                    |                    |                    |
| Goods of silk mixed<br>with other materials Yards   | ..             | 4,500            | 10,784           | 232,899          | 124,035          | ..                 | 1,450              | 3,303              | 2,86,013           | 1,14,143           |
| Piecegoods . . . . . "  | ..             | ..               | 74,501           | 655,760          | 423,927          | ..                 | ..                 | 63,265             | 4,84,455           | 3,71,245           |
| Other sorts . . . . . Value   | —              | —                | —                | —                | —                | 1,700              | ..                 | ..                 | ..                 | 240                |
| <b>Total silk manufactures<br/>(including silk yarn) . . "</b>  | —              | —                | —                | —                | —                | <b>1,700</b>       | <b>1,450</b>       | <b>60,568</b>      | <b>6,70,468</b>    | <b>4,85,628</b>    |
| <b>Wool—</b>  |                |                  |                  |                  |                  |                    |                    |                    |                    |                    |
| <b>Manufactures—</b>  |                |                  |                  |                  |                  |                    |                    |                    |                    |                    |
| <b>Piecegoods . . . . . Yards</b>   | 3,072          | ..               | 13,751           | 32,691           | 1,856            | 6,443              | ..                 | 9,535              | 32,890             | 2,716              |
| Other sorts . . . . . Value   | —              | —                | —                | —                | —                | 3,805              | 2,775              | 3,257              | 7,083              | 3,033              |
| <b>Total Wool manufactures . . "</b>  | —              | —                | —                | —                | —                | <b>10,248</b>      | <b>2,775</b>       | <b>12,792</b>      | <b>40,573</b>      | <b>5,649</b>       |
| <b>Other Textiles, Manufac-<br/>tured . . . . . "</b>   | —              | —                | —                | —                | —                | 83,041             | 26,212             | 6,23,771           | 4,96,852           | 2,88,313           |
| <b>TOBACCO—</b>   |                |                  |                  |                  |                  |                    |                    |                    |                    |                    |
| <b>Manufactured . . . . . Lbs.</b>  | 470            | 22               | 34               | 3,173            | 197              | 4,284              | 87                 | 195                | 11,380             | 1,004              |
| <b>VEHICLES (excluding LOCO-<br/>MOTIVES, ETC., FOR RAIL-<br/>WAYS)—</b>                                  |                |                  |                  |                  |                  |                    |                    |                    |                    |                    |
| <b>Carriages and carts (exclud-<br/>  ing railway carriages),<br/>  and parts thereof . . . . . Value</b> | —              | —                | —                | —                | —                | 15,704             | 11,796             | 59,504             | 80,296             | 34,627             |
| Other sorts . . . . . "   | —              | —                | —                | —                | —                | 3,24,333           | 1,94,398           | 4,83,712           | 12,99,930          | 10,06,337          |
| <b>WOOD AND TIMBER . . . . . "</b>  | —              | —                | —                | —                | —                | 23,929             | 17,484             | 1,800              | 1,340              | 2,380              |
| <b>POSTAL ARTICLES . . . . . "</b>  | —              | —                | —                | —                | —                | 5,10,868           | 7,70,189           | 6,00,122           | 3,77,336           | 1,85,204           |
| <b>ALL OTHER ARTICLES OF MER-<br/>CHANDISE . . . . . "</b>  | —              | —                | —                | —                | —                | 1,68,365           | 1,57,791           | 62,095             | 66,739             | 41,458             |
| <b>GRAND TOTAL . . . . . "</b>  | —              | —                | —                | —                | —                | <b>32,23,301</b>   | <b>29,47,604</b>   | <b>32,69,720</b>   | <b>47,26,373</b>   | <b>33,68,761</b>   |
| <b>GRAND TOTAL OF<br/>INDIAN AND FOREIGN<br/>MERCHANDISE . . . . . "</b>                                  | —              | —                | —                | —                | —                | <b>7,06,11,048</b> | <b>6,81,54,482</b> | <b>6,23,65,905</b> | <b>6,84,00,935</b> | <b>7,45,26,550</b> |

STRAITS SETTLEMENTS

IMPORTS THEREFROM

| ARTICLES  | QUANTITY |         |         |         |         | VALUE     |          |          |           |          |
|---|----------|---------|---------|---------|---------|-----------|----------|----------|-----------|----------|
|   | 1931-32  | 1932-33 | 1933-34 | 1934-35 | 1935-36 | 1931-32   | 1932-33  | 1933-34  | 1934-35   | 1935-36  |
| <b>ANIMALS LIVING—</b>  |          |         |         |         |         | <b>Rs</b> | <b>D</b> | <b>S</b> | <b>Rs</b> | <b>S</b> |
| Horses . . . . . No.  | 7        | 12      | 7       | 8       | 8       | 6,000     | 6,200    | 3,700    | 14,400    | 4,000    |
| <b>APPAREL (excluding HOSIERY AND BOOTS AND SHOES)—</b>   |          |         |         |         |         |           |          |          |           |          |
| Apparel (including drapery, uniforms, accoutrements) . . . . . Value  | —        | —       | —       | —       | —       | 30,770    | 20,308   | 16,500   | 16,542    | 18,007   |
| Other sorts . . . . . "   | —        | —       | —       | —       | —       | 4,150     | 2,120    | 3,038    | 8,982     | 5,232    |
| Total Apparel, etc. . . . . "   | —        | —       | —       | —       | —       | 34,920    | 22,428   | 19,538   | 25,524    | 23,239   |
| <b>BRISTLES FOR MACHINERY . . . . . "</b>   | —        | —       | —       | —       | —       | 7,111     | 12,835   | 11,187   | 5,032     | 2,437    |
| <b>BOOKS, PRINTED, AND PRINTED MATTER (not being STATIONERY), including MAPS AND CHARTS . . . . . Cwts.</b> | 236      | 240     | 179     | 315     | 572     | 23,052    | 16,331   | 11,871   | 17,407    | 26,412   |
| <b>BOOTS AND SHOES—</b>   |          |         |         |         |         |           |          |          |           |          |
| All leather . . . . . Pairs   | 2,051    | 2,336   | 2,055   | 1,788   | 1,912   | 5,272     | 3,835    | 4,238    | 2,775     | 3,975    |
| Rubber Soled—   |          |         |         |         |         |           |          |          |           |          |
| With canvas uppers . . . . . "  | 115,204  | 46,124  | 33,272  | 17      | 238     | 72,307    | 25,964   | 16,248   | 14        | 141      |
| Of other materials . . . . . "  | 9,132    | 3,397   | 2,735   | 1,313   | 2,230   | 4,635     | 2,236    | 1,980    | 777       | 953      |
| Total Boots and Shoes . . . . . "   | 127,367  | 51,857  | 48,062  | 3,118   | 4,475   | 82,214    | 32,035   | 22,516   | 3,566     | 5,069    |
| <b>BRUSHES AND BROOMS—</b>  |          |         |         |         |         |           |          |          |           |          |
| Brooms . . . . . Dozens   | 75,630   | 53,234  | 43,503  | 54,442  | 61,960  | 16,970    | 14,859   | 14,433   | 14,003    | 14,015   |
| <b>CANES AND RATTANS . . . . . Cwts.</b>  | 30,663   | 30,033  | 24,310  | 26,927  | 25,859  | 4,01,023  | 3,64,606 | 3,67,865 | 3,07,765  | 2,90,371 |
| <b>CHEMICALS AND CHEMICAL PREPARATIONS (excluding CHEMICAL MANURES AND MEDICINES) . . . . . Value</b>       | —        | —       | —       | —       | —       | 10,613    | 15,539   | 25,979   | 21,920    | 19,423   |
| <b>COAL AND COKE—</b>   |          |         |         |         |         |           |          |          |           |          |
| Coal . . . . . Tons   | 9        | 523     | 933     | ..      | 309     | 162       | 10,337   | 10,162   | ..        | 3,741    |
| <b>COFFEE, other than ROASTED OR GROUND . . . . . Cwts.</b>   | 504      | 5       | ..      | ..      | ..      | 19,630    | 300      | ..       | ..        | ..       |
| <b>CORDAGE AND ROPE OF VEGETABLE FIBRE (excluding JUTE AND COTTON) . . . . . "</b>                          | 1,027    | 334     | 633     | 330     | 1,450   | 20,046    | 14,904   | 9,372    | 11,955    | 21,013   |
| <b>DRUGS AND MEDICINES (excluding CHEMICALS AND NARCOTICS)—</b>   |          |         |         |         |         |           |          |          |           |          |
| Camphor . . . . . Lbs.  | 91,373   | 15,572  | 357     | 7,956   | 305     | 33,605    | 11,454   | 1,103    | 10,226    | 455      |
| Proprietary and Patent Medicines . . . . . Value  | —        | —       | —       | —       | —       | 26,767    | 34,940   | 14,930   | 26,846    | 23,663   |
| Saccharine . . . . . Lbs.   | ..       | 2       | 200     | 500     | 7,334   | ..        | 32       | 3,200    | 2,173     | 21,225   |
| Other sorts of drugs and medicines . . . . . Value  | —        | —       | —       | —       | —       | 1,64,613  | 1,32,406 | 1,12,057 | 1,15,697  | 1,09,090 |
| Total Drugs and Medicines, etc. . . . . "   | —        | —       | —       | —       | —       | 2,74,990  | 1,78,838 | 1,50,390 | 1,54,942  | 1,54,444 |

No. 13—continued  
STRAITS SETTLEMENTS—continued  
IMPORTS THEREFROM—continued

| ARTICLES   | QUANTITY  |           |           |           |            | VALUE    |          |           |           |           |
|--|-----------|-----------|-----------|-----------|------------|----------|----------|-----------|-----------|-----------|
|  | 1931-32   | 1932-33   | 1933-34   | 1934-35   | 1935-36    | 1931-32  | 1932-33  | 1933-34   | 1934-35   | 1935-36   |
|  |           |           |           |           |            | R        | R        | R         | R         | R         |
| <b>DYEING AND TANNING SUBSTANCES—</b>  |           |           |           |           |            |          |          |           |           |           |
| Cutch and gambier . Cwts.  | 36,419    | 37,807    | 32,109    | 32,117    | 42,095     | 6,88,095 | 6,77,541 | 4,70,789  | 4,66,888  | 5,59,484  |
| Other sorts . . . Value  | —         | —         | —         | —         | —          | 2,189    | 1,144    | 1,672     | 1,496     | 4,527     |
| Total Dyeing and Tanning Substances . . .  | —         | —         | —         | —         | —          | 6,90,284 | 6,78,685 | 4,72,461  | 4,68,379  | 5,64,011  |
| <b>EARthenWARE AND PORCELAIN—</b>  |           |           |           |           |            |          |          |           |           |           |
| Earthenware . . . "  | —         | —         | —         | —         | —          | 26,942   | 33,071   | 21,266    | 10,567    | 25,009    |
| Porcelain . . . "  | —         | —         | —         | —         | —          | 4,221    | 1,161    | 1,880     | 2,481     | 4,683     |
| Total Earthenware and Porcelain . . .  | —         | —         | —         | —         | —          | 31,163   | 34,232   | 23,146    | 13,048    | 30,292    |
| <b>FIREWORKS . . . Lbs.</b>  | 3,945     | 88,048    | 369,139   | 300,120   | 204,144    | 809      | 25,733   | 1,08,467  | 81,821    | 67,874    |
| <b>FISH (excluding CANNED FISH)</b>  |           |           |           |           |            |          |          |           |           |           |
| Fish, dry, unsalted . Cwts.  | 129       | 215       | 232       | 373       | 313        | 6,205    | 7,372    | 10,525    | 14,625    | 12,776    |
| " salted . . . "   | 30,426    | 35,385    | 40,081    | 44,866    | 59,649     | 7,59,406 | 8,70,866 | 9,81,946  | 10,86,840 | 13,58,480 |
| " wet, salted (ngapi) . . . "  | 5,297     | 8,734     | 4,538     | 7,799     | 7,480      | 32,664   | 52,287   | 25,366    | 51,993    | 40,951    |
| Other sorts . . . "  | 3         | 4         | 2         | 1         | 8          | 209      | 147      | 222       | 284       | 711       |
| Total Fish (excluding canned fish) . . .   | 35,845    | 44,283    | 44,908    | 53,039    | 67,450     | 7,98,481 | 9,30,672 | 10,18,069 | 11,59,722 | 14,12,918 |
| <b>FRUITS AND VEGETABLES—</b>  |           |           |           |           |            |          |          |           |           |           |
| <b>Fresh fruits and vegetables—</b>  |           |           |           |           |            |          |          |           |           |           |
| <b>Fresh fruits—</b>   |           |           |           |           |            |          |          |           |           |           |
| Coconuts . . . No.   | 6,336,858 | 9,018,447 | 9,518,992 | 9,325,801 | 10,388,586 | 4,75,316 | 5,76,558 | 5,41,213  | 4,37,378  | 5,04,986  |
| Others . . . Value   | —         | —         | —         | —         | —          | 58,368   | 88,751   | 47,703    | 42,434    | 59,301    |
| Fresh vegetables of all kinds . . .  | —         | —         | —         | —         | —          | 5,640    | 5,644    | 4,540     | 3,351     | 3,829     |
| Total Fresh Fruits and Vegetables . . .  | —         | —         | —         | —         | —          | 5,89,919 | 6,70,953 | 5,93,456  | 4,83,063  | 5,68,116  |
| Fruits and vegetables: dried, salted, or preserved, not being canned or bottled . . . Tons | 308       | 1,252     | 804       | 260       | 313        | 1,06,452 | 1,91,964 | 1,37,167  | 62,557    | 59,035    |
| Total Fruits and Vegetables . . . Value  | —         | —         | —         | —         | —          | 6,46,271 | 8,62,917 | 7,30,623  | 5,45,620  | 6,24,151  |
| <b>FURNITURE AND CABINETRY—</b>  |           |           |           |           |            |          |          |           |           |           |
| Bedsteads . . . "  | —         | —         | —         | —         | —          | 7,366    | 12,607   | 17,272    | 16,449    | 16,098    |
| Furniture of wood (other than bedsteads) . . . "   | —         | —         | —         | —         | —          | 10,646   | 8,691    | 5,445     | 4,438     | 4,743     |
| Furniture of other materials (other than bedsteads) . . . "                                | —         | —         | —         | —         | —          | 36,193   | 23,195   | 8,329     | 8,767     | 7,504     |
| Other kinds . . . "  | —         | —         | —         | —         | —          | 308      | ..       | ..        | ..        | 1,107     |
| Total Furniture, etc. . . "  | —         | —         | —         | —         | —          | 54,513   | 44,483   | 31,546    | 29,674    | 29,452    |
| <b>GLASS AND GLASSWARE—</b>  |           |           |           |           |            |          |          |           |           |           |
| Bottles and phials . Gross   | 6,958     | 14,408    | 12,127    | 14,204    | 12,348     | 37,241   | 40,042   | 45,260    | 41,842    | 34,614    |
| Other glassware . Value  | —         | —         | —         | —         | —          | 11,553   | 7,688    | 5,902     | 3,240     | 6,504     |
| Total Glass and Glassware . . .  | —         | —         | —         | —         | —          | 48,794   | 56,780   | 51,162    | 45,091    | 41,118    |
| <b>GRAIN, PULSE AND FLOUR—</b>   |           |           |           |           |            |          |          |           |           |           |
| Beans (dry) . . . Tons   | 185       | 66        | 150       | 152       | 181        | 25,013   | 9,724    | 19,024    | 19,826    | 18,448    |
| Pulse . . . "  | 323       | 117       | 93        | 116       | 107        | 43,445   | 17,422   | 11,961    | 14,248    | 16,144    |
| Rice not in the husk . . . "   | 704       | 72        | 40        | 24        | 6          | 11,359   | 6,526    | 4,389     | 2,331     | 573       |
| Other sorts . . . "  | 172       | 20        | 32        | 66        | 57         | 24,278   | 3,358    | 4,630     | 7,689     | 8,083     |
| Total Grain, Pulse and Flour . . .   | 784       | 275       | 315       | 358       | 301        | 1,04,094 | 37,080   | 40,004    | 44,094    | 43,254    |

No. 13—continued  
STRAITS SETTLEMENTS—continued  
IMPORTS THEREFROM—continued

| ARTICLES  | QUANTITY |          |         |          |         | VALUE     |           |           |           |          |
|---|----------|----------|---------|----------|---------|-----------|-----------|-----------|-----------|----------|
|   | 1931-32  | 1932-33  | 1933-34 | 1934-35  | 1935-36 | 1931-32   | 1932-33   | 1933-34   | 1934-35   | 1935-36  |
|   |          |          |         |          |         | R         | R         | R         | R         | R        |
| <b>GUMS AND RESINS—</b>   |          |          |         |          |         |           |           |           |           |          |
| Benjamin . . . Cwts.  | 17,781   | 19,334   | 20,295  | 18,935   | 17,007  | 8,00,833  | 9,49,257  | 8,86,008  | 7,47,196  | 6,14,376 |
| Dammer (resins) . . . "   | 33,127   | 49,127   | 48,723  | 54,079   | 51,415  | 2,45,272  | 3,52,545  | 3,35,424  | 3,40,282  | 3,10,777 |
| Resin . . . "   | 19,553   | 747      | 192     | 188      | 371     | 1,22,469  | 6,120     | 1,737     | 1,718     | 2,623    |
| Other sorts . . . "   | 306      | 300      | 432     | 1,151    | 400     | 23,702    | 16,001    | 10,728    | 15,888    | 7,939    |
| Total Gums and Resins . . . "   | 71,267   | 69,868   | 69,671  | 74,353   | 69,108  | 12,82,456 | 13,23,923 | 12,34,007 | 11,05,084 | 9,35,716 |
| <b>HARDWARE, excluding CUTLERY AND ELECTRO-PLATED WARE . . . Value</b>  |          |          |         |          |         |           |           |           |           |          |
|   | —        | —        | —       | —        | —       | 41,958    | 54,506    | 1,29,022  | 1,05,239  | 2,00,887 |
| <b>HIDES AND SKINS, RAW—</b>  |          |          |         |          |         |           |           |           |           |          |
| Hides, raw . . .  | Tons     | 8        | 23      | 10       | 9       | 6,574     | 3,579     | 7,136     | 3,945     | 3,250    |
|   | =No.     | =642     | =5,180  | =922     | =538    |           |           |           |           |          |
| Skins, raw . . .  | Tons     | 112      | 47      | 68       | 74      | 1,53,085  | 54,510    | 1,33,423  | 51,836    | 33,561   |
|   | =No.     | =113,289 | =54,916 | =140,405 | =61,084 |           |           |           |           |          |
| Total Hides and Skins, raw . . .  | Tons     | 120      | 70      | 78       | 83      | 1,59,659  | 58,089    | 1,40,553  | 55,782    | 41,811   |
|   | =No.     | =113,331 | =55,036 | =141,327 | =61,667 |           |           |           |           |          |
| <b>INSTRUMENTS, APPARATUS, AND APPLIANCES, AND PARTS THEREOF—</b>   |          |          |         |          |         |           |           |           |           |          |
| Electrical including telegraph and telephone apparatus not being machinery . . . Value                                  | —        | —        | —       | —        | —       | 25,924    | 16,693    | 8,573     | 26,913    | 14,119   |
| Medical . . . "   | —        | —        | —       | —        | —       | 29,639    | 19,694    | 7,889     | 5,166     | 4,319    |
| <b>Photographic—</b>  |          |          |         |          |         |           |           |           |           |          |
| Cinematograph films Length in Feet  | 340,794  | 566,580  | 262,672 | 108,867  | 151,502 | 37,127    | 53,133    | 60,886    | 21,375    | 27,194   |
| Photographic, other than Cinematograph films Value  | —        | —        | —       | —        | —       | 46,576    | 40,329    | 39,592    | 13,092    | 12,939   |
| Total Photographic Instruments . . . "  | —        | —        | —       | —        | —       | 83,703    | 93,462    | 1,00,478  | 34,467    | 40,133   |
| Other sorts . . . "   | —        | —        | —       | —        | —       | 9,523     | 9,250     | 6,325     | 7,354     | 15,771   |
| Total Instruments, Apparatus, and Appliances, etc. . . "  | —        | —        | —       | —        | —       | 1,47,904  | 1,44,254  | 1,23,747  | 73,920    | 74,392   |
| <b>JEWELLERY (excluding IMITATION JEWELLERY, AND PRECIOUS STONES AND PEARLS, UNSET), ALSO PLATE OF GOLD AND SILVER—</b> |          |          |         |          |         |           |           |           |           |          |
| Jewellery . . . Value   | —        | —        | —       | —        | —       | 6,723     | 3,769     | 2,735     | 4,163     | 3,683    |
| Plate of gold and silver . . . "  | —        | —        | —       | —        | —       | 55,426    | 1,366     | 425       | 1,463     | 424      |
| Total Jewellery, also plate of gold and silver . . . "  | —        | —        | —       | —        | —       | 62,149    | 5,135     | 3,160     | 5,626     | 4,107    |
| <b>LAC—</b>   |          |          |         |          |         |           |           |           |           |          |
| Stick and seed . . . Cwts.  | 6,990    | 3,253    | 50,994  | 106,207  | 50,252  | 1,66,086  | 52,794    | 11,32,095 | 22,33,295 | 3,01,516 |
| <b>LEATHER . . . Value</b>  |          |          |         |          |         |           |           |           |           |          |
|   | —        | —        | —       | —        | —       | 2,334     | 17,511    | 1,330     | 7,443     | 1,661    |
| <b>LIQUORS, including DENATURED AND PERFUMED SPIRITS—</b>   |          |          |         |          |         |           |           |           |           |          |
| Ale, beer and porter . . . gals.  | 200      | 112      | 433     | 3,786    | 12,271  | 752       | 464       | 1,423     | 7,960     | 29,056   |
| Other sorts of liquors . . . "  | 279      | 222      | 112     | 87       | 88      | 5,474     | 4,717     | 2,691     | 1,903     | 1,530    |
| Total Liquors . . . "   | 479      | 334      | 545     | 3,873    | 12,359  | 6,226     | 5,181     | 4,114     | 9,863     | 30,586   |

No. 13—continued

## STRAITS SETTLEMENTS—continued

## IMPORTS THEREFROM—continued

| ARTICLES   | QUANTITY  |           |           |           |           | VALUE     |           |           |           |           |
|--|-----------|-----------|-----------|-----------|-----------|-----------|-----------|-----------|-----------|-----------|
|  | 1931-32   | 1932-33   | 1933-34   | 1934-35   | 1935-36   | 1931-32   | 1932-33   | 1933-34   | 1934-35   | 1935-36   |
| <b>MACHINERY AND MILLWORK—</b>   |           |           |           |           |           | R         | R         | R         | R         | R         |
| Mining machinery . Value   | —         | —         | —         | —         | —         | 22,429    | 33,018    | 60,457    | 54,075    | 64,017    |
| Other sorts of machinery<br>excluding printing ma-<br>chinery . . . . . "        | —         | —         | —         | —         | —         | 83,450    | 92,904    | 1,01,017  | 1,66,566  | 1,40,674  |
| Total Machinery and Millwork "   | —         | —         | —         | —         | —         | 1,05,879  | 1,25,922  | 1,61,474  | 2,20,641  | 2,04,691  |
| <b>MATCHES—</b>  |           |           |           |           |           |           |           |           |           |           |
| Safety . . . . . Gross of<br>boxes   | 345       | ..        | 720       | 4,628     | 1         | 994       | ..        | 1,621     | 12,997    | 3         |
| <b>MATS AND MATTINGS, ex-<br/>cept COIR AND RUBBER</b> Sq.<br>Yards              | 47,404    | 44,975    | 45,485    | 45,134    | 51,070    | 27,860    | 17,709    | 15,297    | 13,315    | 14,895    |
| <b>METALS AND ORES—</b>  |           |           |           |           |           |           |           |           |           |           |
| Brass, Bronze, and similar<br>alloys and manufactures<br>thereof . . . . . Cwts. | 2,296     | 4,369     | 2,566     | 1,529     | 6,164     | 60,271    | 1,03,588  | 47,015    | 27,646    | 1,07,761  |
| <b>Copper—</b>   |           |           |           |           |           |           |           |           |           |           |
| Old, for re-manufactures "   | 1,433     | 1,189     | 123       | 408       | 1,941     | 51,398    | 38,168    | 3,568     | 9,491     | 40,575    |
| Others . . . . . "   | 68        | 893       | 33        | 93        | 4         | 2,369     | 22,553    | 1,269     | 2,892     | 239       |
| Total Copper (excluding<br>ore) . . . . . "                                      | 1,501     | 2,082     | 156       | 501       | 1,945     | 53,767    | 60,721    | 4,837     | 12,383    | 40,814    |
| <b>Iron or Steel—</b>  |           |           |           |           |           |           |           |           |           |           |
| Tubes, pipes and<br>fittings wrought . Tons                                      | 1         | 1         | 2         | 65        | 51        | 1,893     | 1,033     | 769       | 25,999    | 15,785    |
| Other manufactures of<br>iron or steel . . . . . "                               | 7         | 40        | 20        | 20        | 35        | 2,348     | 11,472    | 5,488     | 5,869     | 6,308     |
| Total Iron or Steel "  | 8         | 41        | 22        | 25        | 86        | 4,241     | 12,505    | 6,257     | 31,868    | 22,093    |
| <b>Tin --</b>  |           |           |           |           |           |           |           |           |           |           |
| Unwrought (blocks, in-<br>gots, lars, and slabs) Cwts.                           | 44,468    | 46,688    | 37,204    | 44,277    | 50,563    | 40,60,405 | 45,70,399 | 52,86,275 | 67,49,460 | 73,94,504 |
| Other metals . . . . . Tons  | 16        | 5         | 19        | 5         | 16        | 3,332     | 2,460     | 3,349     | 10,050    | 10,333    |
| Total Metals (excluding<br>ores) . . . . . "                                     | 2,429     | 2,725     | 2,038     | 2,405     | 3,036     | 41,31,999 | 47,50,723 | 53,52,733 | 68,30,907 | 75,94,605 |
| <b>OILS—</b>   |           |           |           |           |           |           |           |           |           |           |
| <b>Essential—</b>  |           |           |           |           |           |           |           |           |           |           |
| Onjuputi oil . . . . . Gals.   | 1,189     | 992       | 799       | 1,039     | 1,109     | 18,413    | 14,572    | 10,636    | 12,871    | 12,775    |
| Other sorts . . . . . "  | 96        | 237       | 187       | 326       | 73        | 3,325     | 3,301     | 3,028     | 3,314     | 2,306     |
| Total Essential oils . . . . . "   | 1,285     | 1,229     | 986       | 1,365     | 1,182     | 22,238    | 23,373    | 13,664    | 21,185    | 15,081    |
| <b>Mineral—</b>  |           |           |           |           |           |           |           |           |           |           |
| Fuel oils . . . . . "  | 2,203,692 | 77,353    | 170,995   | 210,314   | 195,030   | 4,50,277  | 21,375    | 47,871    | 62,157    | 33,033    |
| Kerosene . . . . . "   | 15,154    | ..        | 12        | 684,005   | 681,310   | 9,089     | ..        | 9         | 4,69,352  | 4,59,331  |
| Lubricating oils . . . . . "   | 21,064    | 2,301     | 2,338     | 9,278     | 3,351     | 27,944    | 3,320     | 4,783     | 18,557    | 4,532     |
| Other kinds . . . . . "  | 68,031    | 1,234     | 970       | 364       | 2,027     | 37,953    | 3,399     | 1,211     | 615       | 2,230     |
| Total Mineral oils . . . . . "   | 2,312,991 | 80,888    | 174,315   | 904,456   | 880,718   | 5,15,263  | 28,594    | 53,874    | 5,51,131  | 5,24,523  |
| <b>Vegetable, non-essential—</b>   |           |           |           |           |           |           |           |           |           |           |
| Coconut . . . . . "  | 9,531     | 1,047,478 | 1,491,690 | 2,011,434 | 5,195,522 | 15,176    | 12,29,351 | 14,34,170 | 17,53,999 | 53,31,743 |
| Other sorts . . . . . "  | 7,624     | 33,356    | 23,393    | 153,540   | 553,024   | 10,361    | 53,132    | 35,306    | 1,20,549  | 532,042   |
| Total Vegetable, non-essential "   | 17,205    | 1,105,334 | 1,515,083 | 2,170,024 | 5,748,546 | 25,537    | 12,32,583 | 14,69,476 | 18,74,548 | 53,83,785 |
| Other Oils . . . . . Value   | —         | —         | —         | —         | —         | 1,653     | 335       | 2,400     | 3,375     | 2,420     |
| Total Oils . . . . . "   | —         | —         | —         | —         | —         | 5,65,191  | 13,34,338 | 15,39,504 | 22,59,259 | 64,55,323 |



STRAITS SETTLEMENTS—continued

IMPORTS THEREFROM—continued

| ARTICLES   | QUANTITY |         |         |         |         | VALUE     |           |           |           |           |
|--|----------|---------|---------|---------|---------|-----------|-----------|-----------|-----------|-----------|
|  | 1931-32  | 1932-33 | 1933-34 | 1934-35 | 1935-36 | 1931-32   | 1932-33   | 1933-34   | 1934-35   | 1935-36   |
| <b>PAINTS AND PAINTERS' MATERIALS—</b>   |          |         |         |         |         | R         | R         | R         | R         | R         |
| Paints and Colours . Cwts.   | 165      | 340     | 415     | 266     | 300     | 17,482    | 23,278    | 18,835    | 14,870    | 13,988    |
| Painters' materials (other than paints and colours) . Value  | —        | —       | —       | —       | —       | 1,304     | 4,984     | 6,231     | 2,292     | 4,384     |
| Total Paints and Painters' materials . . . . .   | —        | —       | —       | —       | —       | 18,786    | 28,262    | 25,066    | 17,162    | 18,372    |
| <b>PAPER AND PAPERBOARD . Cwts.</b>  | 976      | 567     | 577     | 716     | 743     | 21,619    | 20,594    | 15,181    | 19,349    | 19,702    |
| <b>PERFUMERY, not being PER-<br/>FUMED SPIRITS . Value</b>   | —        | —       | —       | —       | —       | 64,552    | 69,876    | 49,310    | 39,309    | 49,771    |
| <b>PRECIOUS STONES AND<br/>PEARLS UNSET—</b>   |          |         |         |         |         |           |           |           |           |           |
| Diamonds . . . . .   | —        | —       | —       | —       | —       | 1,379     | ..        | 295       | 6,967     | 1,19,688  |
| Other precious stones and pearls . . . . .   | —        | —       | —       | —       | —       | 1,462     | 182       | 1,007     | 262       | 667       |
| Total Precious Stones, etc. . . . .  | —        | —       | —       | —       | —       | 2,841     | 182       | 1,302     | 7,229     | 1,20,355  |
| <b>PRINTS, ENGRAVINGS AND<br/>FIGURES—</b>   |          |         |         |         |         |           |           |           |           |           |
| Photographs and Picture Post Cards . . . . .   | —        | —       | —       | —       | —       | 10,848    | ..        | 141       | 605       | 10        |
| Others . . . . .   | —        | —       | —       | —       | —       | 2,133     | 2,207     | 400       | 684       | 3,150     |
| Total Prints, etc. . . . .   | —        | —       | —       | —       | —       | 12,981    | 2,207     | 541       | 1,289     | 3,160     |
| <b>PROVISIONS AND OILMAN'S<br/>STORES (including FISH<br/>AND FRUITS AND VEGE-<br/>TABLES, CANNED OR<br/>BOTTLED)—</b> |          |         |         |         |         |           |           |           |           |           |
| Biscuits and cakes . Cwts.   | 6,949    | 8,387   | 8,062   | 11,804  | 17,187  | 1,96,906  | 2,18,455  | 1,82,409  | 2,68,614  | 3,81,707  |
| Canned and bottled provisions (not specified elsewhere)—   |          |         |         |         |         |           |           |           |           |           |
| Canned or bottled fruits . . . . .   | 2,739    | 11,076  | 16,910  | 23,276  | 17,643  | 1,24,774  | 1,32,339  | 1,67,322  | 2,38,253  | 1,97,367  |
| Tinned or canned fish . . . . .  | 1,242    | 330     | 423     | 76      | 77      | 33,587    | 11,850    | 12,356    | 3,137     | 2,312     |
| Others . . . . .   | 2,148    | 1,365   | 494     | 442     | 452     | 35,876    | 22,803    | 11,651    | 11,645    | 13,081    |
| Confectionery . . . . .  | 43       | 54      | 236     | 1,369   | 1,615   | 2,414     | 2,046     | 7,670     | 30,365    | 33,376    |
| Farinaceous and patent foods—  |          |         |         |         |         |           |           |           |           |           |
| Farinaceous foods in bulk . . . . .  | 205,414  | 197,723 | 217,013 | 254,572 | 264,392 | 19,13,921 | 15,39,512 | 15,21,978 | 18,81,046 | 19,18,770 |
| Other sorts . . . . .  | 536      | 9       | 10      | 53      | 232     | 16,682    | 230       | 427       | 1,228     | 3,373     |
| Isinglass . . . . .  | 62       | 73      | 68      | 102     | 55      | 11,315    | 11,802    | 3,056     | 12,491    | 7,913     |
| Milk, condensed and preserved, including milk cream . . . . .  | 697      | 317     | 301     | 625     | 877     | 33,004    | 7,990     | 10,480    | 17,902    | 25,568    |
| Pickles, Chutnies, Sauces and Condiments . . . . .   | 454      | 560     | 551     | 708     | 934     | 14,175    | 11,489    | 10,587    | 16,012    | 19,275    |
| Other sorts of provisions Value  | —        | —       | —       | —       | —       | 65,923    | 37,094    | 30,221    | 39,752    | 62,201    |
| Total Provisions and Oilman's stores, etc. . . . .   | —        | —       | —       | —       | —       | 24,48,130 | 19,95,199 | 19,68,166 | 25,16,045 | 28,65,892 |
| <b>RUBBER—</b>   |          |         |         |         |         |           |           |           |           |           |
| Raw . . . . . Lbs.   | 160,112  | 151,294 | 708,514 | 386,400 | 233,918 | 30,609    | 20,825    | 1,42,442  | 1,23,808  | 79,358    |
| Manufactures—  |          |         |         |         |         |           |           |           |           |           |
| Pneumatic motor covers No.   | 957      | 1,139   | 310     | 160     | 54      | 31,237    | 37,706    | 10,909    | 7,664     | 841       |
| Pneumatic cycle covers . . . . .   | ..       | 34,330  | 21,137  | 439     | 23,078  | ..        | 32,416    | 19,592    | 372       | 24,400    |
| Pneumatic cycle tubes . . . . .  | 18,355   | 81,976  | 38,950  | 64,185  | 121,930 | 9,221     | 21,538    | 10,601    | 15,338    | 35,563    |
| Other manufactures ex-<br>cept apparel, boots and shoes . . . . . Value  | —        | —       | —       | —       | —       | 38,273    | 1,06,789  | 94,839    | 73,354    | 56,993    |
| Total Rubber manufactures . . . . .  | —        | —       | —       | —       | —       | 1,38,781  | 1,98,444  | 1,85,991  | 1,02,228  | 1,17,772  |

No. 13—*continued*  
**STRAITS SETTLEMENTS—*continued***  
**IMPORTS THEREFROM—*continued***

| ARTICLES  | QUANTITY         |                  |                  |                  |                  | VALUE              |                    |                  |                    |                  |
|---|------------------|------------------|------------------|------------------|------------------|--------------------|--------------------|------------------|--------------------|------------------|
|   | 1931-32          | 1932-33          | 1933-34          | 1934-35          | 1935-36          | 1931-32            | 1932-33            | 1933-34          | 1934-35            | 1935-36          |
|   |                  |                  |                  |                  |                  | R                  | R                  | R                | R                  | R                |
| <b>SEEDS—</b>   |                  |                  |                  |                  |                  |                    |                    |                  |                    |                  |
| <b>Oil seeds—</b>   |                  |                  |                  |                  |                  |                    |                    |                  |                    |                  |
| <b>Non-essential—</b>   |                  |                  |                  |                  |                  |                    |                    |                  |                    |                  |
| Copra or Coconut Kernel Tons                                  | ..               | 5                | 3                | 971              | 3,887            | ..                 | 1,362              | 335              | 1,21,800           | 12,42,531        |
| Other sorts . . . . "   | 827              | 4                | 1                | 17               | 5                | 11,634             | 2,159              | 1,194            | 3,206              | 1,118            |
| Other than oil seeds . . . "                                  | 29               | 6                | 21               | 63               | 121              | 12,718             | 2,547              | 8,328            | 22,623             | 43,022           |
| <b>Total Seeds . . . . "</b>                                  | <b>856</b>       | <b>15</b>        | <b>25</b>        | <b>1,051</b>     | <b>3,513</b>     | <b>24,442</b>      | <b>6,068</b>       | <b>10,297</b>    | <b>1,47,732</b>    | <b>13,86,721</b> |
| <b>SOAP . . . . Cwts.</b>                                     | <b>6,710</b>     | <b>16,331</b>    | <b>9,606</b>     | <b>1,335</b>     | <b>359</b>       | <b>93,128</b>      | <b>2,40,353</b>    | <b>1,18,379</b>  | <b>23,537</b>      | <b>3,327</b>     |
| <b>SPICES—</b>  |                  |                  |                  |                  |                  |                    |                    |                  |                    |                  |
| Betelnuts . . . . "   | 939,023          | 995,156          | 1,071,065        | 1,223,275        | 1,218,236        | 1,22,36,568        | 99,53,367          | 87,15,177        | 96,14,466          | 86,55,063        |
| Cassia . . . . "  | 1,261            | 566              | 793              | 907              | 4,263            | 16,222             | 6,255              | 8,755            | 9,945              | 50,179           |
| Ginger . . . . "  | 6                | ..               | 2                | 500              | 153              | 51                 | ..                 | 25               | 10,305             | 4,113            |
| Nutmegs . . . . "   | 3,244            | 3,173            | 3,663            | 9,945            | 3,220            | 3,76,994           | 3,11,965           | 2,32,238         | 2,31,307           | 2,44,390         |
| Pepper . . . . "  | 7,965            | 10,243           | 7,714            | 2,934            | 36,331           | 4,35,105           | 4,33,316           | 2,40,175         | 76,658             | 7,61,736         |
| Othersorts . . . . "  | 1,704            | 1,417            | 1,992            | 1,325            | 1,394            | 2,27,550           | 1,60,620           | 1,62,230         | 1,26,553           | 1,54,220         |
| <b>Total Spices . . . . "</b>                                 | <b>1,008,303</b> | <b>1,015,560</b> | <b>1,090,234</b> | <b>1,238,336</b> | <b>1,239,356</b> | <b>1,33,42,490</b> | <b>1,09,21,013</b> | <b>94,08,630</b> | <b>1,00,69,704</b> | <b>98,69,751</b> |
| <b>STARCH, DEXTRINE AND FARINA—</b>                           |                  |                  |                  |                  |                  |                    |                    |                  |                    |                  |
| Sago flour . . . . Cwts.                                      | 235,737          | 257,977          | 269,077          | 250,325          | 305,341          | 12,25,007          | 12,07,196          | 11,25,460        | 10,59,693          | 13,01,467        |
| Other sorts . . . . "   | 337              | ..               | 631              | 2                | ..               | 1,752              | ..                 | 3,011            | 66                 | ..               |
| <b>Total Starch, Dextrine and Farina . . . . "</b>            | <b>236,074</b>   | <b>257,977</b>   | <b>269,708</b>   | <b>250,327</b>   | <b>305,341</b>   | <b>12,26,759</b>   | <b>12,07,196</b>   | <b>11,28,471</b> | <b>10,59,759</b>   | <b>13,01,467</b> |
| <b>STATIONERY (excluding PAPERS) . . . . Value</b>            | —                | —                | —                | —                | —                | 14,698             | 9,399              | 7,324            | 3,351              | 3,224            |
| <b>SUGAR—</b>   |                  |                  |                  |                  |                  |                    |                    |                  |                    |                  |
| Sugar, 33 Dutch Standard and above . . . . Tons               | 315              | 127              | 114              | 157              | 93               | 63,639             | 24,755             | 23,311           | 30,971             | 20,103           |
| Sugar, below 33 Dutch Standard but not below 16 D. S. . . . " | 84               | 106              | 39               | 77               | 194              | 19,104             | 27,575             | 3,308            | 14,003             | 39,772           |
| Others . . . . "  | ..               | ..               | ..               | ..               | ..               | 92                 | 22                 | 14               | 9                  | 67               |
| <b>Total Sugar . . . . "</b>                                  | <b>399</b>       | <b>233</b>       | <b>153</b>       | <b>234</b>       | <b>287</b>       | <b>82,835</b>      | <b>52,352</b>      | <b>26,633</b>    | <b>44,983</b>      | <b>59,942</b>    |
| <b>TEA—</b>   |                  |                  |                  |                  |                  |                    |                    |                  |                    |                  |
| Black . . . . Lbs.  | 36,520           | 79,215           | 26,632           | 16,401           | 17,739           | 55,705             | 52,320             | 17,577           | 10,180             | 9,432            |
| Green . . . . "   | 15,617           | 401              | 323              | 469              | 3,645            | 9,236              | 342                | 267              | 364                | 2,931            |
| <b>Total Tea . . . . "</b>                                    | <b>52,137</b>    | <b>79,616</b>    | <b>26,955</b>    | <b>16,870</b>    | <b>21,384</b>    | <b>64,941</b>      | <b>52,662</b>      | <b>17,844</b>    | <b>10,544</b>      | <b>12,363</b>    |

STRAITS SETTLEMENTS—continued

IMPORTS THEREFROM—continued

| ARTICLES   | QUANTITY |         |         |         |         | VALUE    |          |          |          |          |
|--|----------|---------|---------|---------|---------|----------|----------|----------|----------|----------|
|  | 1931-32  | 1932-33 | 1933-34 | 1934-35 | 1935-36 | 1931-32  | 1932-33  | 1933-34  | 1934-35  | 1935-36  |
|  | R        | R       | R       | R       | R       | R        | R        | R        | R        | R        |
| <b>Textiles—</b>   |          |         |         |         |         |          |          |          |          |          |
| <b>Cotton—</b>   |          |         |         |         |         |          |          |          |          |          |
| Twist and Yarn . Lbs.  | 20,000   | 30,007  | ..      | 8       | 20,220  | 15,000   | 51,650   | ..       | 6        | 13,849   |
| <b>Manufactures—</b>   |          |         |         |         |         |          |          |          |          |          |
| <b>Hosiery—</b>  |          |         |         |         |         |          |          |          |          |          |
| Underwear . Dozen  | 2,718    | 9,352   | 1,056   | 522     | 732     | 2,144    | 11,193   | 2,204    | 2,280    | 2,012    |
| Other sorts . Value  | —        | —       | —       | —       | —       | 2,431    | 703      | 184      | 5,587    | 7,878    |
| Total Hosiery . . .  | —        | —       | —       | —       | —       | 11,625   | 11,901   | 2,478    | 7,867    | 10,780   |
| <b>Piecegoods—</b>   |          |         |         |         |         |          |          |          |          |          |
| <b>White (bleached)—</b>   |          |         |         |         |         |          |          |          |          |          |
| Jaconets, madapolams,<br>cambrics and mus-<br>lins . Yds.          | 47,936   | 12,896  | 11,216  | 21,004  | 23,536  | 18,345   | 3,696    | 2,733    | 5,414    | 5,701    |
| Other sorts . . .  | 73,499   | 109,139 | 113,241 | 79,944  | 80,270  | 27,348   | 30,369   | 23,258   | 19,095   | 7,658    |
| Total White (bleached) . .   | 121,435  | 122,035 | 124,457 | 100,948 | 53,806  | 40,693   | 34,265   | 25,991   | 24,509   | 13,359   |
| <b>Coloured, printed or<br/>dyed—</b>                              |          |         |         |         |         |          |          |          |          |          |
| <b>Printed goods—</b>  |          |         |         |         |         |          |          |          |          |          |
| Lungs . . .  | 1,002    | 420     | 119,177 | 33,439  | 735     | 307      | 852      | 20,097   | 7,000    | 254      |
| Shirtings . . .  | 2,188    | 2,524   | 262,321 | ..      | 63      | 1,331    | 786      | 23,323   | ..       | 7        |
| Woven Lungis and<br>Sarongs . . .                                  | 124,278  | 93,308  | 34,525  | 14,032  | 13,434  | 52,238   | 34,337   | 10,704   | 4,424    | 3,321    |
| Other sorts . . .  | 14,993   | 2,332   | 29,135  | 36,774  | 5,234   | 2,955    | 716      | 3,329    | 7,791    | 1,960    |
| Total Printed goods . . .  | 143,454  | 99,684  | 444,209 | 89,346  | 19,469  | 57,021   | 36,041   | 58,058   | 19,275   | 6,042    |
| <b>Dyed goods—</b>   |          |         |         |         |         |          |          |          |          |          |
| Shirtings . . .  | 97,739   | 44,070  | 72,605  | 123,452 | 23,409  | 35,637   | 13,213   | 12,120   | 19,269   | 5,932    |
| Other sorts . . .  | 178,762  | 93,931  | 102,228 | 106,422 | 194,234 | 37,507   | 32,233   | 31,337   | 23,464   | 43,307   |
| Total Dyed goods . . .   | 276,501  | 138,001 | 174,833 | 229,874 | 217,643 | 73,144   | 45,446   | 43,457   | 42,733   | 49,239   |
| <b>Woven coloured goods—</b>                                       |          |         |         |         |         |          |          |          |          |          |
| Lungis and Sarongs . . .   | ..       | 42      | 178,588 | 62,828  | 6,774   | ..       | 23       | 25,134   | 13,117   | 2,366    |
| Other sorts . . .  | 4,334    | 337     | 60,472  | 17,415  | 14,540  | 1,633    | 142      | 20,345   | 4,412    | 4,530    |
| Total Woven colour-<br>ed goods . . .                              | 4,334    | 379     | 275,060 | 80,243  | 21,314  | 1,633    | 165      | 45,479   | 17,529   | 6,948    |
| Total Coloured, Printed<br>or Dyed . . .                           | 424,339  | 238,014 | 394,102 | 399,463 | 258,476 | 1,51,703 | 81,702   | 1,46,994 | 84,557   | 62,276   |
| Other sorts of manu-<br>factures . . . Value                       | —        | —       | —       | —       | —       | 11,945   | 13,735   | 10,000   | 9,470    | 50,033   |
| Total Cotton manufac-<br>tures (including<br>Twist and Yarn) . . . | —        | —       | —       | —       | —       | 2,30,966 | 1,09,262 | 1,85,523 | 1,26,409 | 1,50,327 |
| <b>Haberdashery and Millinery</b> . . .                            | —        | —       | —       | —       | —       | 15,350   | 7,530    | 5,370    | 9,260    | 9,043    |
| <b>Hemp—</b>   |          |         |         |         |         |          |          |          |          |          |
| Manufactures . . .   | —        | —       | —       | —       | —       | —        | 2,273    | 4,645    | 13,450   | 40,130   |
| <b>Jute—</b>   |          |         |         |         |         |          |          |          |          |          |
| <b>Manufactures—</b>   |          |         |         |         |         |          |          |          |          |          |
| Gunny bags . No.   | 92,718   | 66,573  | 76,269  | 120,763 | 132,206 | 18,154   | 15,132   | 22,655   | 43,706   | 53,411   |
| Gunny cloth . Yds.   | 100,206  | 31,643  | 44,500  | 33,595  | 123,000 | 9,959    | 3,137    | 4,450    | 3,930    | 12,300   |
| Others . . . Value   | —        | —       | —       | —       | —       | 63,834   | 64,019   | 57,304   | 51,122   | 13,354   |
| Total Jute manufactures<br>(including Twist and<br>Yarn) . . .     | —        | —       | —       | —       | —       | 96,977   | 87,338   | 84,409   | 98,808   | 79,065   |

No. 13—*continued*  
STRAITS SETTLEMENTS—*continued*  
IMPORTS THEREFROM—*continued*

| ARTICLES   | QUANTITY |         |         |         |         | VALUE       |             |             |             |             |
|--|----------|---------|---------|---------|---------|-------------|-------------|-------------|-------------|-------------|
|  | 1931-32  | 1932-33 | 1933-34 | 1934-35 | 1935-36 | 1931-32     | 1932-33     | 1933-34     | 1934-35     | 1935-36     |
| <b>TEXTILES—<i>continued</i></b>   |          |         |         |         |         | ₹           | ₹           | ₹           | ₹           | ₹           |
| <b>Silk—</b>   |          |         |         |         |         |             |             |             |             |             |
| Manufactures—  |          |         |         |         |         |             |             |             |             |             |
| Goods of silk mixed with other materials Yards   | 2,882    | 3,168   | 2,286   | 27,012  | 58,988  | 3,542       | 2,099       | 1,805       | 11,232      | 21,958      |
| Piecegoods "   | 89,288   | 21,805  | 25,752  | 25,259  | 216,513 | 28,113      | 19,508      | 23,932      | 47,926      | 1,13,074    |
| Others Value   | —        | —       | —       | —       | —       | 4,218       | 3,330       | 1,167       | 1,971       | 3,346       |
| Total Silk manufactures (including Silk yarn, etc.)  | —        | —       | —       | —       | —       | 35,878      | 25,037      | 26,404      | 61,129      | 1,38,378    |
| Woolen manufactures (including Yarn and Knitting Wool)   | —        | —       | —       | —       | —       | 7,568       | 5,548       | 1,876       | 4,243       | 16,203      |
| Artificial Silk—   |          |         |         |         |         |             |             |             |             |             |
| Piecegoods made entirely of artificial silk  | 50,242   | 51,428  | 40,259  | 48,136  | 99,871  | 20,168      | 17,522      | 18,756      | 27,758      | 38,117      |
| TOBACCO Lbs.   | 11,910   | 8,344   | 1,028   | 1,244   | 3,302   | 14,296      | 9,841       | 979         | 3,806       | 2,889       |
| TOYS AND REQUISITES FOR GAMES AND SPORTS including FISHING TACKLE Value  | —        | —       | —       | —       | —       | 18,093      | 12,407      | 16,653      | 6,046       | 10,355      |
| VEHICLES, excluding LOCOMOTIVES, WAGONS, FOR RAILWAYS—   |          |         |         |         |         |             |             |             |             |             |
| Carriages and Carts not mechanically propelled and parts thereof (excluding railway carriages, trucks, etc.)   | —        | —       | —       | —       | —       | 24,601      | 1,640       | 1,783       | 39,297      | 17,089      |
| Cycles (other than motor cycles) and parts thereof and accessories   | —        | —       | —       | —       | —       | 2,249       | 681         | 1,261       | 1,186       | 3,303       |
| Mechanically propelled vehicles (excluding Railway locomotives and tractors)—                                  |          |         |         |         |         |             |             |             |             |             |
| Aircrafts and parts thereof  | —        | —       | —       | —       | —       | 2,873       | 7,214       | 503         | 6,179       | 16,982      |
| Carriages and parts for railways   | —        | —       | —       | —       | —       | 20,882      | 85,740      | 1,70,781    | 2,28,193    | 2,35,157    |
| Motor cars (including Taxi cabs) No.   | 81       | 46      | 23      | 25      | 22      | 37,603      | 40,879      | 41,259      | 28,689      | 30,713      |
| Motor omnibuses, motor vans and motor lorries  | —        | —       | —       | —       | —       | —           | 17,816      | —           | —           | —           |
| Chassis  | —        | 11      | —       | —       | —       | —           | —           | —           | —           | —           |
| Parts of mechanically propelled vehicles and accessories other than of aircraft (excluding rubber tyres) Value | —        | —       | —       | —       | —       | 10,689      | 28,144      | 16,204      | 9,236       | 5,371       |
| Other sorts  | —        | —       | —       | —       | —       | 3,822       | 5,522       | 1,864       | 5,563       | 2,584       |
| Total Mechanically propelled Vehicles, etc.  | —        | —       | —       | —       | —       | 75,168      | 1,94,315    | 2,30,611    | 2,72,840    | 2,90,807    |
| Ships, parts of (including launches and boats)   | —        | —       | —       | —       | —       | 2,787       | 7,68,480    | 720         | 2,062       | 3,954       |
| Total Vehicles, excluding locomotives, etc., for Railways  | —        | —       | —       | —       | —       | 1,04,755    | 9,65,066    | 2,34,375    | 3,15,385    | 3,14,722    |
| <b>WOOD AND TIMBER—</b>  |          |         |         |         |         |             |             |             |             |             |
| Sandal wood Tons   | 101      | 145     | 67      | 81      | 64      | 44,925      | 70,783      | 27,920      | 26,973      | 21,181      |
| Manufactures of wood, other than furniture, etc. Value   | —        | —       | —       | —       | —       | 13,945      | 7,025       | 6,860       | 9,125       | 13,770      |
| Other kinds of wood and timber   | —        | —       | —       | —       | —       | 1,77,204    | 1,18,623    | 1,11,419    | 27,209      | 51,156      |
| Total Wood and Timber  | —        | —       | —       | —       | —       | 2,36,074    | 1,91,431    | 1,46,699    | 63,308      | 86,107      |
| POSTAL ARTICLES NOT PROVIDED   | —        | —       | —       | —       | —       | 1,60,413    | 95,227      | 91,212      | 1,21,002    | 1,40,029    |
| ALL OTHER ARTICLES OF MERCHANDISE  | —        | —       | —       | —       | —       | 1,40,491    | 1,64,784    | 88,775      | 1,02,529    | 1,10,411    |
| <b>GRAND TOTAL</b>   | —        | —       | —       | —       | —       | 2,86,84,099 | 2,78,68,055 | 2,68,23,626 | 3,11,37,521 | 3,56,65,290 |

No. 13—continued  
STRAITS SETTLEMENTS—continued  
EXPORTS THERETO

INDIAN MERCHANDISE

| ARTICLES   | QUANTITY      |              |               |               |               | VALUE           |                 |                 |                 |                 |
|--|---------------|--------------|---------------|---------------|---------------|-----------------|-----------------|-----------------|-----------------|-----------------|
|  | 1981-82       | 1982-83      | 1983-84       | 1984-85       | 1985-86       | 1981-82         | 1982-83         | 1983-84         | 1984-85         | 1985-86         |
| <b>ANIMALS, LIVING—</b>  |               |              |               |               |               | R               | R               | R               | R               | R               |
| Cattle (excepting sheep and goats) . . . No.   | 161           | 206          | 21            | 16            | ..            | 19,971          | 24,316          | 3,048           | 1,120           | ..              |
| Sheep and goats . . . "  | 10,341        | 2,274        | 1,598         | 3,455         | 6,283         | 1,36,018        | 2,437           | 17,216          | 34,693          | 39,259          |
| Other kinds . . . "  | 1,150         | 480          | 7,614         | 22,887        | 42,159        | 2,284           | 1,002           | 8,880           | 13,824          | 27,903          |
| <b>Total Animals, living ..</b>  | <b>11,652</b> | <b>2,960</b> | <b>9,233</b>  | <b>26,358</b> | <b>48,442</b> | <b>1,58,223</b> |                 | <b>24,138</b>   | <b>49,637</b>   | <b>57,262</b>   |
| <b>APPAREL (including DRAPE-<br/>RY, UNIFORMS,<br/>ACCOUTREMENTS, BUT<br/>excluding HOSIERY<br/>AND BOOTS AND SHOES) Value</b> | —             | —            | —             | —             | —             | 25,703          | 21,430          | 18,068          | 21,514          | 17,751          |
| <b>ART. WORKS OF . . . "</b>   | —             | —            | —             | —             | —             | 81,592          | 21,514          | 2,902           | 875             | 5,655           |
| <b>BOOKS, PRINTED, AND PRINT-<br/>ED MATTER (not being<br/>STATIONERY), including<br/>MAPS AND CHARTS . . . Owt.</b>           | 3,194         | 2,524        | 2,952         | 3,085         | 3,316         | 1,70,878        | 1,45,820        | 1,69,777        | 1,53,314        | 1,09,320        |
| <b>BOOTS AND SHOES . . . Pairs</b>   | 4,632         | 2,539        | 3,400         | 12,401        | 20,717        | 32,448          | 18,787          | 21,971          | 53,362          | 50,171          |
| <b>BUILDING AND ENGINEER-<br/>ING MATERIALS, other<br/>than OF IRON, STEEL,<br/>OR WOOD . . . Value</b>                        | —             | —            | —             | —             | —             | 60,973          | 90,576          | 42,245          | 26,194          | 1,05,400        |
| <b>CANDLES OF ALL KINDS . . . Lbs.</b>   | 248,916       | 406,267      | 399,117       | 419,312       | 365,055       | 68,328          | 1,14,257        | 1,12,002        | 1,17,824        | 1,02,669        |
| <b>CHEMICALS AND CHEMICAL<br/>PREPARATIONS (excluding<br/>CHEMICAL MANURES AND<br/>MEDICINES)—</b>                             |               |              |               |               |               |                 |                 |                 |                 |                 |
| <b>Potassium compounds—</b>  |               |              |               |               |               |                 |                 |                 |                 |                 |
| Saltpetre . . . Owt.   | 3,129         | 3,087        | 4,296         | 4,577         | 4,927         | 29,246          | 42,760          | 57,858          | 65,272          | 53,338          |
| <b>Soda compounds—</b>   |               |              |               |               |               |                 |                 |                 |                 |                 |
| Borax . . . "  | 702           | 678          | 468           | 513           | 576           | 11,384          | 13,687          | 7,971           | 6,503           | 7,102           |
| Other sorts of chemicals Value   | —             | —            | —             | —             | —             | 4,032           | 5,532           | 2,495           | 3,186           | 3,430           |
| <b>Total Chemicals, etc. ..</b>  |               |              |               |               |               | <b>44,662</b>   | <b>61,979</b>   | <b>68,326</b>   | <b>74,961</b>   | <b>63,870</b>   |
| <b>COAL AND COKE—</b>  |               |              |               |               |               |                 |                 |                 |                 |                 |
| Coal . . . Tons  | 23,431        | 20,550       | 5,391         | 29,719        | 16,589        | 2,49,674        | 1,92,143        | 53,316          | 1,31,207        | 99,084          |
| Coke . . . "   | 627           | 340          | 343           | 596           | 232           | 13,080          | 7,337           | 6,376           | 11,544          | 3,786           |
| <b>COIR MANUFACTURED (ex-<br/>cluding ROPE) . . . Owt.</b>   | 1,480         | 1,030        | 1,520         | 1,521         | 1,523         | 20,178          | 11,753          | 19,378          | 18,370          | 21,185          |
| <b>CORDAGE AND ROPE OF VE-<br/>GETABLE FIBRE (exclud-<br/>ing JUTE AND COTTON) . . . "</b>                                     | 23,109        | 19,883       | 25,350        | 28,366        | 25,325        | 4,99,794        | 3,86,822        | 4,00,899        | 4,08,466        | 3,76,451        |
| <b>DRUGS AND MEDICINES<br/>(excluding CHEMICALS<br/>AND BARBITIC) . . . Value</b>  | —             | —            | —             | —             | —             | 83,279          | 95,038          | 77,485          | 1,58,437        | 99,653          |
| <b>DYEING AND TANNING<br/>SUBSTANCES—</b>  |               |              |               |               |               |                 |                 |                 |                 |                 |
| Safflower . . . Owt.   | 1,556         | 2,680        | 1,533         | 1,364         | 2,049         | 38,633          | 66,532          | 41,455          | 30,789          | 25,669          |
| Turmeric . . . "   | 3,103         | 6,284        | 11,018        | 9,230         | 7,413         | 92,657          | 84,207          | 1,32,168        | 96,334          | 78,903          |
| Other sorts . . . "  | 355           | 221          | 428           | 681           | 336           | 3,736           | 1,536           | 4,236           | 5,258           | 2,905           |
| <b>Total Dyeing and Tanning<br/>substances . . . "</b>   | <b>10,019</b> | <b>9,185</b> | <b>13,270</b> | <b>11,625</b> | <b>9,808</b>  | <b>1,34,776</b> | <b>1,52,325</b> | <b>1,67,879</b> | <b>1,31,381</b> | <b>1,06,482</b> |
| <b>HATHENWARE] AND<br/>PORCELAIN . . . Value</b>   | —             | —            | —             | —             | —             | 1,11,693        | 46,131          | 18,710          | 25,459          | 46,396          |
| <b>FISH (excluding CANNED<br/>FISH)—</b>   |               |              |               |               |               |                 |                 |                 |                 |                 |
| Fish, dry, unsalted . . . Owt.   | 702           | 361          | 399           | 2,369         | 51            | 26,055          | 10,962          | 3,919           | 21,337          | [1,530          |
| Fish, dry, salted . . . "  | 431           | 357          | 973           | 1,164         | 739           | 8,758           | 9,415           | 14,516          | 20,379          | 15,892          |
| Fishmaws and sharkfins . . . "   | 1,789         | 2,089        | 2,001         | 2,019         | 1,939         | 1,26,991        | 1,58,112        | 1,33,305        | 1,09,342        | 1,36,041        |
| <b>FODDER, BRAN, AND POLLARDS<br/>(excluding OILCAKE)—</b>   |               |              |               |               |               |                 |                 |                 |                 |                 |
| Rice bran . . . Tons   | 17,471        | 7,373        | 15,447        | 11,545        | 15,324        | 3,61,737        | 1,56,915        | 2,54,993        | 2,40,597        | 4,39,694        |
| Other sorts of Bran and<br>Pollards . . . "  | 131           | 133          | 187           | 1,361         | 906           | 10,536          | 8,461           | 10,498          | 23,145          | 31,746          |
| Other sorts . . . "  | 31            | 6            | 7             | 9             | ..            | 4,813           | 320             | 133             | 1,362           | 34              |
| <b>Total Fodder, Bran, and<br/>Pollards (excluding oilcake) ..</b>   | <b>17,433</b> | <b>7,517</b> | <b>15,641</b> | <b>13,915</b> | <b>16,780</b> | <b>3,80,089</b> | <b>1,66,216</b> | <b>2,65,629</b> | <b>2,70,104</b> | <b>4,61,474</b> |

No. 13--continued  
STRAITS SETTLEMENTS--continued  
EXPORTS THERE TO--continued

INDIAN MERCHANDISE--continued

Table with columns for ARTICLES, QUANTITY (1931-32 to 1935-36), and VALUE (R to B). Rows include: FRUITS AND VEGETABLES (Fresh, dried, salted or preserved); GRAIN, PULSE, AND FLOUR (Pulse: Beans, Gram, Other sorts; Rice: Boiled, Cleaned, Broken cleaned, Other sorts; Wheat; Total Grain, Pulse and Flour); HARDWARE AND CUTLERY; HIDES AND SKINS, RAW; INSTRUMENTS, APPARATUS, AND APPLIANCES, AND PARTS THEREOF; LAC; LEATHERS; MACHINERY AND MILL-WORK OF ALL KINDS; MANURES; METALS AND ORES (Brass, Copper, Iron, Lead, Tin, Others; Total Metals and Ores).

(a) Shown separately from 1933-34.  
(b) Does not include figures of 'Iron' from 1933-34.

STRAITS SETTLEMENTS—continued

EXPORTS THERETO—continued

INDIAN MERCHANDISE—continued

| ARTICLES   | QUANTITY  |           |           |           |           | VALUE     |          |          |           |           |
|--|-----------|-----------|-----------|-----------|-----------|-----------|----------|----------|-----------|-----------|
|  | 1931-32   | 1932-33   | 1933-34   | 1934-35   | 1935-36   | 1931-32   | 1932-33  | 1933-34  | 1934-35   | 1935-36   |
| <b>OILS—</b>   |           |           |           |           |           |           |          |          |           |           |
| Essential—   |           |           |           |           |           |           |          |          |           |           |
| Sandalwood . . . Gals.   | ..        | 83        | ..        | 381       | 75        | ..        | 4,060    | ..       | 38,862    | 5,417     |
| Mineral . . . "  | 85,650    | 63,028    | 54,504    | 47,283    | 51,492    | 89,904    | 71,174   | 62,583   | 55,862    | 57,826    |
| Vegetable, non-essential—  |           |           |           |           |           |           |          |          |           |           |
| Castor . . . "   | 8,000     | 8,067     | 9,654     | 9,178     | 3,351     | 12,400    | 12,601   | 10,629   | 10,863    | 11,870    |
| Groundnut . . . "  | 11,967    | 2,029     | 48,114    | 5,952     | 3,444     | 22,027    | 2,578    | 58,154   | 7,503     | 4,432     |
| Linseed . . . "  | 12,823    | 17,921    | 19,449    | 22,405    | 35,826    | 22,775    | 31,707   | 31,463   | 44,032    | 56,467    |
| Mustard or rape . . . "  | 6,698     | 5,968     | 9,417     | 6,379     | 5,570     | 12,176    | 12,492   | 12,459   | 8,477     | 9,370     |
| Other sorts . . . "  | 4,549     | 3,598     | 6,032     | 4,868     | 5,492     | 10,709    | 8,206    | 10,984   | 8,153     | 10,309    |
| Total Vegetable, non-essential . . . "                                   | 44,127    | 37,603    | 87,666    | 54,181    | 58,183    | 81,087    | 67,584   | 1,28,639 | 79,078    | 92,408    |
| Other sorts . . . "  | 12        | ..        | 35        | ..        | 23        | 60        | ..       | 2,089    | ..        | 870       |
| Total Oils . . . "   | 129,789   | 100,661   | 142,205   | 101,755   | 109,778   | 1,65,051  | 1,42,918 | 1,89,361 | 1,68,802  | 1,56,581  |
| <b>OPPOAKS—</b>  |           |           |           |           |           |           |          |          |           |           |
| Groundnut cake . . . Tons  | 3,126     | 674       | 517       | 489       | 180       | 72,264    | 48,868   | 25,774   | 20,233    | 7,305     |
| Others . . . "   | 588       | 904       | 556       | 635       | 605       | 38,196    | 46,772   | 22,362   | 24,427    | 25,660    |
| Total Oppoaks . . . "  | 1,694     | 1,578     | 1,073     | 1,094     | 785       | 1,10,460  | 90,185   | 48,136   | 50,660    | 33,055    |
| <b>PAINTS AND PAINTERS' MATERIALS . . . Value</b>                        | —         | —         | —         | —         | —         | 8,288     | 9,506    | 8,551    | 16,095    | 7,953     |
| <b>PARAFFIN WAX . . . Tons</b>   | 79        | 99        | 64        | 57        | 65        | 38,180    | 41,555   | 27,324   | 23,729    | 28,166    |
| <b>PERFUMERY (not being PERFUMED SPIRITS) including Musk . . . Value</b> | —         | —         | —         | —         | —         | 27,590    | 35,793   | 33,764   | 64,904    | 37,946    |
| <b>PRINTING AND LITHOGRAPHING MATERIALS (excluding PAPER) . . . "</b>    | —         | —         | —         | —         | —         | 7,965     | 5,047    | 3,920    | 7,498     | 11,891    |
| <b>PROVISIONS AND OILMAN'S STORES—</b>                                   |           |           |           |           |           |           |          |          |           |           |
| Biche-de-mer . . . Lbs.  | 73,167    | 81,320    | 95,402    | 80,511    | 14,131    | 27,425    | 4,805    | 7,255    | 2,575     | 1,935     |
| GHI . . . Cwts.  | 13,909    | 11,091    | 10,955    | 12,107    | 12,566    | 10,17,789 | 8,18,305 | 6,10,666 | 8,00,692  | 7,72,746  |
| Pickles, chutnies, and condiments . . . "                                | 694       | 588       | 665       | 641       | 711       | 25,293    | 24,948   | 19,260   | 16,778    | 15,695    |
| Other sorts of provisions Value  | —         | —         | —         | —         | —         | 64,656    | 62,565   | 65,011   | 94,002    | 56,252    |
| Total Provisions and Oilman's stores . . . "                             | —         | —         | —         | —         | —         | 11,85,169 | 9,10,628 | 7,02,792 | 8,03,047  | 8,46,028  |
| <b>RUBBER—</b>   |           |           |           |           |           |           |          |          |           |           |
| Raw . . . Lbs.   | 5,030,537 | 4,538,155 | 7,482,694 | 6,989,101 | 7,716,851 | 8,11,391  | 3,99,540 | 8,93,760 | 17,25,823 | 19,65,202 |
| <b>SEEDS—</b>  |           |           |           |           |           |           |          |          |           |           |
| Oil-seeds—   |           |           |           |           |           |           |          |          |           |           |
| Essential—   |           |           |           |           |           |           |          |          |           |           |
| Alams . . . Tons   | 61        | 39        | 68        | 27        | 34        | 17,206    | 11,698   | 14,802   | 7,592     | 10,295    |
| Coriander . . . "  | 759       | 872       | 1,264     | 1,399     | 1,573     | 1,61,622  | 1,62,226 | 2,16,938 | 1,74,652  | 2,56,912  |
| Gummita (other than black) . . . "                                       | 260       | 137       | 279       | 202       | 287       | 1,87,219  | 70,310   | 1,20,036 | 1,15,895  | 1,76,294  |
| Gummita, black . . . "   | 45        | 30        | 26        | 24        | 7         | 10,164    | 4,463    | 4,133    | 3,060     | 1,687     |
| Fennel . . . "   | 120       | 80        | 114       | 75        | 143       | 42,248    | 24,156   | 30,097   | 47,727    | 50,637    |
| Wangreek . . . "   | 171       | 131       | 246       | 162       | 213       | 66,472    | 40,336   | 68,364   | 57,346    | 65,205    |
| Other sorts . . . "  | 50        | 65        | 29        | 24        | 13        | 5,153     | 14,595   | 8,088    | 5,001     | 3,095     |
| Total Seeds, Essential . . . "   | 1,436     | 1,854     | 2,026     | 1,913     | 2,270     | 4,84,087  | 3,27,798 | 4,61,903 | 4,11,063  | 5,65,335  |

No. 13—continued  
STRAITS SETTLEMENTS—continued  
EXPORTS THERE TO—continued

INDIAN MERCHANDISE—continued

| ARTICLES   | QUANTITY         |                  |                  |                  |                  | VALUE            |                  |                  |                  |                  |
|--|------------------|------------------|------------------|------------------|------------------|------------------|------------------|------------------|------------------|------------------|
|  | 1931-32          | 1932-33          | 1933-34          | 1934-35          | 1935-36          | 1931-32          | 1932-33          | 1933-34          | 1934-35          | 1935-36          |
| <b>SEEDS—contd.</b>  |                  |                  |                  |                  |                  | R                | R                | R                | R                | R                |
| <b>Oil-seeds—contd.</b>  |                  |                  |                  |                  |                  |                  |                  |                  |                  |                  |
| <b>Non-essential—</b>  |                  |                  |                  |                  |                  |                  |                  |                  |                  |                  |
| Groundnuts . . . Tons  | 193              | 67               | 674              | 3,475            | 267              | 13,972           | 8,767            | 75,859           | 3,29,446         | 48,510           |
| Mustard . . . "  | 29               | 42               | 74               | 27               | 32               | 9,899            | 13,824           | 20,494           | 8,636            | 11,626           |
| Poppy . . . "  | 66               | 50               | 77               | 29               | 20               | 23,114           | 14,193           | 21,665           | 5,846            | 6,524            |
| Rape . . . "   | 105              | 71               | 75               | 60               | 89               | 36,620           | 20,284           | 21,174           | 20,220           | 23,792           |
| Sesamum (til or flinil) . . "  | 359              | 451              | 605              | 52               | 46               | 71,701           | 77,122           | 55,823           | 7,696            | 12,708           |
| Tea . . . "  | 10               | 4                | ..               | ..               | ..               | 27,362           | 10,800           | ..               | ..               | ..               |
| Other sorts . . . "  | 6                | 13               | 41               | 5                | 8                | 1,980            | 1,961            | 3,612            | 1,177            | 1,330            |
| <b>Total seeds, Non-essential</b> . . "                                  | <b>750</b>       | <b>698</b>       | <b>1,546</b>     | <b>3,648</b>     | <b>483</b>       | <b>1,84,654</b>  | <b>1,46,951</b>  | <b>1,98,627</b>  | <b>3,73,021</b>  | <b>1,09,540</b>  |
| Other than oilseeds . . . "  | 5                | 1                | ..               | 23               | 12               | 1,047            | 329              | 120              | 2,408            | 1,516            |
| <b>Total Seeds</b> . . . "   | <b>2,191</b>     | <b>2,053</b>     | <b>3,572</b>     | <b>5,599</b>     | <b>2,764</b>     | <b>6,69,728</b>  | <b>4,75,078</b>  | <b>6,60,710</b>  | <b>7,87,387</b>  | <b>6,76,441</b>  |
| <b>SHELLS AND COWRIES—</b>   |                  |                  |                  |                  |                  |                  |                  |                  |                  |                  |
| Shells (chanks, sankhil, etc., etc.) . . . Cwts.                         | 564              | 374              | 798              | 734              | 243              | 8,665            | 3,555            | 12,791           | 13,080           | 1,700            |
| SOAP . . . . . "   | 20               | 41               | 77               | 95               | 297              | 475              | 1,840            | 5,523            | 4,922            | 10,131           |
| <b>SPICES—</b>   |                  |                  |                  |                  |                  |                  |                  |                  |                  |                  |
| Cardamoms . . . . . "  | 117              | 65               | 105              | 104              | 129              | 14,781           | 9,791            | 11,575           | 11,727           | 15,501           |
| Chillies . . . . . "   | 8,337            | 11,766           | 7,815            | 5,467            | 2,868            | 1,16,927         | 1,45,574         | 1,21,536         | 82,705           | 32,743           |
| Other sorts . . . . . "  | 34               | 48               | 56               | 232              | 112              | 1,490            | 2,005            | 1,734            | 6,332            | 4,360            |
| <b>Total Spices</b> . . . . . "  | <b>8,988</b>     | <b>11,879</b>    | <b>7,476</b>     | <b>5,803</b>     | <b>3,109</b>     | <b>1,33,198</b>  | <b>1,57,370</b>  | <b>1,34,845</b>  | <b>1,00,814</b>  | <b>52,604</b>    |
| <b>STATIONERY (excluding Value</b>                                       |                  |                  |                  |                  |                  | 15,665           | 3,320            | 10,746           | 16,220           | 18,661           |
| <b>PARMS)</b>  |                  |                  |                  |                  |                  |                  |                  |                  |                  |                  |
| <b>TALLOW AND STEARINE (including GREASE AND ANIMAL FAT)</b> . . . Cwts. | 2,129            | 1,715            | 1,797            | 1,638            | 1,213            | 59,038           | 47,655           | 37,439           | 29,312           | 23,334           |
| <b>TEA, BLACK</b> . . . . . Lbs.   | 276,723          | 226,920          | 120,539          | 13,695           | 10,605           | 1,71,912         | 1,16,177         | 62,133           | 9,136            | 6,933            |
| <b>TEXTILES—</b>   |                  |                  |                  |                  |                  |                  |                  |                  |                  |                  |
| <b>Cotton—</b>   |                  |                  |                  |                  |                  |                  |                  |                  |                  |                  |
| Waste . . . . . Cwts.  | 524              | 546              | 263              | 495              | 123              | 10,179           | 8,653            | 4,564            | 3,565            | 2,272            |
| Twist and yarn . . . Lbs.  | 741,316          | 469,080          | 568,826          | 698,533          | 1,274,330        | 5,32,479         | 2,94,061         | 3,33,097         | 3,55,545         | 6,36,804         |
| <b>Manufactures—</b>   |                  |                  |                  |                  |                  |                  |                  |                  |                  |                  |
| <b>Piecegoods—</b>   |                  |                  |                  |                  |                  |                  |                  |                  |                  |                  |
| Grey (unbleached) . . . Yds.   | 124,731          | 252,936          | 154,647          | 224,039          | 644,023          | 43,857           | 1,01,543         | 65,842           | 94,127           | 1,91,004         |
| White (bleached Coloured Printed) or Dyed . . . . . "                    | 112,241          | 75,383           | 39,633           | 24,444           | 417,223          | 44,212           | 23,343           | 11,412           | 3,737            | 79,159           |
|  | 8,961,233        | 7,323,094        | 4,951,566        | 5,731,330        | 6,596,681        | 47,31,303        | 38,94,154        | 25,37,932        | 26,73,270        | 26,98,337        |
| <b>Total Piecegoods</b> . . . . . "                                      | <b>9,193,205</b> | <b>8,151,033</b> | <b>5,145,846</b> | <b>5,979,813</b> | <b>7,067,927</b> | <b>48,19,377</b> | <b>40,19,040</b> | <b>26,15,236</b> | <b>27,75,134</b> | <b>29,68,500</b> |
| Other sorts of manufactures . . . Value                                  | —                | —                | —                | —                | —                | 4,000            | 5,008            | 2,437            | 3,339            | 10,640           |
| <b>Total Cotton manufactures (including twist and yarn)</b> . . "        | —                | —                | —                | —                | —                | <b>53,56,356</b> | <b>43,18,109</b> | <b>30,00,680</b> | <b>31,39,118</b> | <b>36,15,944</b> |
| <b>Jute—</b>   |                  |                  |                  |                  |                  |                  |                  |                  |                  |                  |
| Raw . . . . . Tons   | ..               | ..               | ..               | ..               | 1,056            | 12               | 42               | ..               | ..               | 1,65,375         |
| Twist and yarn . . . Lbs.  | 81,304           | 72,760           | 91,504           | 85,120           | 237,370          | 4,515            | 3,245            | 9,537            | 3,547            | 24,170           |
| <b>Manufactures—</b>   |                  |                  |                  |                  |                  |                  |                  |                  |                  |                  |
| Gunny bags . . . . . No.   | 15,370,230       | 14,771,700       | 14,078,710       | 4,551,800        | 4,968,950        | 46,62,760        | 33,94,490        | 35,49,037        | 12,45,517        | 13,72,162        |
| Gunny cloth . . . . . Yds.   | 1,623,199        | 2,691,521        | 1,339,501        | 2,799,729        | 9,833,540        | 1,37,700         | 3,13,533         | 2,33,727         | 3,26,969         | 11,02,534        |
| Rope and twine . . . Cwts.   | 32,721           | 25,299           | 37,036           | 39,034           | 23,726           | 4,29,603         | 2,34,203         | 3,77,215         | 4,01,343         | 2,97,536         |
| Other kinds . . . . . Value  | —                | —                | —                | —                | —                | 2,019            | 676              | 80               | 2,715            | 245              |
| <b>Total Jute manufactures (including twist and yarn)</b> . . "          | —                | —                | —                | —                | —                | <b>52,36,656</b> | <b>45,01,222</b> | <b>41,69,396</b> | <b>19,35,096</b> | <b>27,96,741</b> |
| <b>Silk manufactures</b> . . . . . "                                     | —                | —                | —                | —                | —                | 4,760            | 9,316            | 177              | 12,398           | 2,550            |
| <b>Wool—</b>   |                  |                  |                  |                  |                  |                  |                  |                  |                  |                  |
| Manufactures . . . . . "   | —                | —                | —                | —                | —                | 22,249           | 52,069           | 42,310           | 33,239           | 31,374           |



No. 18—continued  
STRAITS SETTLEMENTS—continued  
EXPORTS THERE TO—continued

INDIAN MERCHANDISE—concluded

| ARTICLES   | QUANTITY  |         |           |           |           | VALUE       |             |             |             |             |
|--|-----------|---------|-----------|-----------|-----------|-------------|-------------|-------------|-------------|-------------|
|  | 1931-32   | 1932-33 | 1933-34   | 1934-35   | 1935-36   | 1931-32     | 1932-33     | 1933-34     | 1934-35     | 1935-36     |
|  |           |         |           |           |           | R           | R           | R           | R           | R           |
| <b>TOBACCO—</b>  |           |         |           |           |           |             |             |             |             |             |
| Unmanufactured . . . Lbs.  | 1,555,899 | 800,867 | 1,166,769 | 1,236,836 | 1,071,961 | 6,16,828    | 3,00,314    | 3,87,066    | 3,72,566    | 3,50,540    |
| <b>Manufactured—</b>   |           |         |           |           |           |             |             |             |             |             |
| Cigars . . . . .   | 58,662    | 27,810  | 6,312     | 11,512    | 8,854     | 58,269      | 24,088      | 4,615       | 7,958       | 4,776       |
| Cigarettes . . . . .   | 92,998    | 76,734  | 44,456    | 18,554    | 15,396    | 66,401      | 55,895      | 31,995      | 14,305      | 10,110      |
| Other sorts . . . . .  | 5,616     | 3,346   | 6,912     | 14,239    | 3,183     | 5,049       | 2,559       | 3,479       | 3,509       | 1,694       |
| Total Tobacco . . . . .  | 1,712,070 | 908,757 | 1,224,449 | 1,280,721 | 1,099,379 | 7,46,547    | 3,82,856    | 4,26,155    | 3,98,388    | 3,67,120    |
| <b>TOYS AND REQUISITES FOR GAMES AND SPORTS including FISHING TACKLE (other than FIREARMS) . Value</b> | —         | —       | —         | —         | —         | 4,647       | 5,825       | 6,560       | 6,263       | 11,185      |
| <b>WAX OF ALL KINDS, other than PARAFFIN WAX (excluding CANDLES) . Cwts.</b>                           | 60        | 134     | 327       | 577       | 812       | 4,011       | 7,085       | 11,738      | 27,205      | 19,227      |
| <b>WOOD AND TIMBER—</b>  |           |         |           |           |           |             |             |             |             |             |
| Sandal wood . . . . . Tons   | 41        | 2       | ..        | ..        | 2         | 76,070      | 4,035       | 250         | 1,437       | 2,952       |
| <b>POSTAL ARTICLES . . . Value</b>   | —         | —       | —         | —         | —         | 69,55,015   | 52,14,368   | 34,27,127   | 23,15,240   | 16,87,120   |
| <b>ALL OTHER ARTICLES OF MERCHANDISE . . . . .</b>   | —         | —       | —         | —         | —         | 1,10,140    | 1,09,924    | 2,19,261    | 1,94,380    | 92,804      |
| <b>GRAND TOTAL . . . . .</b>   | —         | —       | —         | —         | —         | 4,65,35,290 | 3,56,45,236 | 3,26,40,939 | 3,22,53,938 | 3,66,40,465 |

FOREIGN MERCHANDISE

| ARTICLES  | QUANTITY |         |         |         |         | VALUE   |          |          |         |          |
|---|----------|---------|---------|---------|---------|---------|----------|----------|---------|----------|
|   | 1931-32  | 1932-33 | 1933-34 | 1934-35 | 1935-36 | 1931-32 | 1932-33  | 1933-34  | 1934-35 | 1935-36  |
|   |          |         |         |         |         | R       | R        | R        | R       | R        |
| <b>APPAREL (including DRESSERY, UNIFORMS, ACCOUTREMENTS, BUT excluding HOSIERY AND BOOTS AND SHOES) . Value</b> | —        | —       | —       | —       | —       | 4,407   | 9,751    | 19,605   | 18,554  | 70,415   |
| <b>BOOKS, PRINTED, AND PRINTED MATTER (not being STATIONERY), including MAPS AND CHARTS . . . . . Cwts.</b>     | 183      | 154     | 39      | 54      | 84      | 15,487  | 9,560    | 5,510    | 9,607   | 21,223   |
| <b>DRUGS AND MEDICINES (excluding CHEMICALS AND NARCOTICS)—</b>   |          |         |         |         |         |         |          |          |         |          |
| Anaesthetics . . . . .  | 526      | 296     | 542     | 241     | 315     | 16,243  | 9,823    | 13,932   | 7,525   | 9,965    |
| Camphor . . . . . lbs.  | 100      | 29,127  | 3,045   | ..      | ..      | 106     | 34,940   | 3,806    | ..      | ..       |
| Other sorts of drugs and medicines . . . . . Value  | —        | —       | —       | —       | —       | 11,987  | 2,569    | 6,007    | 5,817   | 10,241   |
| Total Drugs and Medicines . . . . .   | —        | —       | —       | —       | —       | 28,335  | 47,332   | 23,744   | 13,342  | 30,206   |
| <b>DYEING AND TANNING SUBSTANCES . . . . .</b>  | —        | —       | —       | —       | —       | 11,019  | 16,515   | 17,850   | 22,348  | 18,319   |
| <b>FRUITS AND VEGETABLES—Fruits and Vegetables: dried, salted, or preserved . . . . . Tons</b>                  | 98       | 80      | 102     | 57      | 44      | 93,239  | 66,495   | 65,262   | 48,964  | 33,675   |
| <b>GUMS AND RESINS—</b>   |          |         |         |         |         |         |          |          |         |          |
| Glibanum or frankincense . . . . . Cwts.  | 2,153    | 2,041   | 2,060   | 1,667   | 1,640   | 26,286  | 23,387   | 25,616   | 18,261  | 16,580   |
| Other sorts . . . . .   | 144      | 18      | 75      | 93      | 201     | 4,545   | 375      | 1,795    | 1,740   | 4,235    |
| Total Gums and Resins . . . . .   | 2,297    | 2,059   | 2,135   | 1,760   | 1,841   | 30,831  | 23,762   | 27,411   | 20,001  | 20,815   |
| <b>HARDWARE, excluding CUTLERY AND ELECTRO-PLATED WARE . . . . . Value</b>                                      | —        | —       | —       | —       | —       | 80,706  | 1,22,118 | 1,12,315 | 96,208  | 1,83,633 |

No. 13—continued  
STRAITS SETTLEMENTS—concluded

## EXPORTS THERETO—concluded

## FOREIGN MERCHANDISE—concluded

| ARTICLES  | QUANTITY |         |         |         |         | VALUE       |             |             |             |             |
|---|----------|---------|---------|---------|---------|-------------|-------------|-------------|-------------|-------------|
|   | 1931-32  | 1932-33 | 1933-34 | 1934-35 | 1935-36 | 1931-32     | 1932-33     | 1933-34     | 1934-35     | 1935-36     |
| <b>INSTRUMENTS, APPARATUS, AND APPLIANCES, AND PARTS THEREOF—</b>             |          |         |         |         |         |             |             |             |             |             |
| Electrical . . . . . Value  | —        | —       | —       | —       | —       | 20,204      | 670         | 3,554       | 5,086       | 3,236       |
| Musical—  |          |         |         |         |         |             |             |             |             |             |
| Talking machines and accessories . . . . .                                    | —        | —       | —       | —       | —       | 4,426       | 8,677       | 2,086       | 7,415       | 11,871      |
| Photographic . . . . .  | —        | —       | —       | —       | —       | 56,855      | 1,04,545    | 80,784      | 1,69,774    | 85,433      |
| Other sorts . . . . .   | —        | —       | —       | —       | —       | 5,463       | 17,405      | 7,820       | 8,776       | 40,718      |
| Total Instruments, etc. . . . .   | —        | —       | —       | —       | —       | 86,948      | 1,31,297    | 98,744      | 1,91,901    | 1,41,258    |
| <b>LIQUORS . . . . .</b> Liquid gallons                                       | 3,898    | 3,669   | 1,562   | 391     | 60      | 81,820      | 64,605      | 26,631      | 7,508       | 1,924       |
| <b>MACHINERY AND MILL-WORK . . . . .</b> Value                                | —        | —       | —       | —       | —       | 47,420      | 18,551      | 20,918      | 55,616      | 56,465      |
| <b>METALS AND ORES—</b>   |          |         |         |         |         |             |             |             |             |             |
| Tin, unwrought . . . . . Cwts.  | ..       | 200     | ..      | ..      | ..      | ..          | 24,168      | ..          | ..          | ..          |
| Others . . . . . Tons   | 40       | 55      | 24      | 28      | 52      | 51,842      | 84,040      | 37,748      | 39,290      | 57,629      |
| Total Metals and Ores . . . . .   | 40       | 65      | 24      | 28      | 52      | 51,842      | 69,108      | 37,748      | 39,290      | 57,629      |
| <b>PAINTS AND COLOURS . . . . .</b> Cwts.                                     | 157      | 94      | 108     | 68      | 115     | 11,770      | 5,627       | 5,842       | 3,126       | 5,013       |
| <b>PROVISIONS AND OILMAN'S STORES . . . . .</b> Value                         | 1,176    | 38      | 60      | 109     | 289     | 62,808      | 5,065       | 2,073       | 4,554       | 24,810      |
| <b>RUBBER MANUFACTURES . . . . .</b> Value                                    | —        | —       | —       | —       | —       | 68,638      | 7,918       | 2,131       | 4,467       | 9,509       |
| <b>SEEDS . . . . .</b> Tons   | 51       | 26      | 41      | 87      | 44      | 14,234      | 6,108       | 13,437      | 24,985      | 7,145       |
| <b>SOAP . . . . .</b> Cwts.   | ..       | 230     | 596     | 14      | 1       | 10          | 3,368       | 10,230      | 1,227       | 21          |
| <b>SUGAR . . . . .</b> ..   | ..       | ..      | ..      | 146     | ..      | ..          | 21          | 1           | 15,500      | ..          |
| <b>TEXTILES—</b>  |          |         |         |         |         |             |             |             |             |             |
| <b>Cotton—</b>  |          |         |         |         |         |             |             |             |             |             |
| <b>Manufactures—</b>  |          |         |         |         |         |             |             |             |             |             |
| <b>Piece-goods—</b>   |          |         |         |         |         |             |             |             |             |             |
| Grey (unbleached) Yards   | 46,800   | 17,142  | 5,600   | 11,126  | 10,265  | 12,362      | 11,716      | 1,258       | 2,213       | 1,656       |
| White (bleached) ..   | 121,768  | 27,068  | 51,123  | 38,036  | 7,440   | 48,098      | 6,055       | 10,965      | 7,587       | 1,993       |
| Coloured, printed, or dyed ..   | 177,332  | 71,332  | 518,546 | 57,127  | 67,080  | 75,399      | 19,667      | 1,32,812    | 27,337      | 22,141      |
| Other sorts of manufactures (including twist and yarn) . . . . . Value        | —        | —       | —       | —       | —       | 1,146       | 662         | 16,325      | 5,467       | 194         |
| Total Cotton manufactures (including twist and yarn) . . . . .                | —        | —       | —       | —       | —       | 1,37,005    | 39,180      | 1,61,360    | 43,160      | 25,934      |
| <b>Silk, Manufactures—</b>  |          |         |         |         |         |             |             |             |             |             |
| Goods of silk mixed with other materials Yds.                                 | ..       | ..      | ..      | 64,333  | 78,156  | ..          | ..          | ..          | 47,875      | 81,023      |
| Silk piece-goods . . . . .  | ..       | ..      | ..      | 76,132  | 227,959 | ..          | ..          | ..          | 58,533      | 1,59,802    |
| <b>Wool—</b>  |          |         |         |         |         |             |             |             |             |             |
| Manufactures . . . . . Value  | —        | —       | —       | —       | —       | 1,007       | 3,695       | 4,056       | 15,527      | 19,852      |
| <b>Other textiles—</b>  |          |         |         |         |         |             |             |             |             |             |
| Manufactured . . . . .  | —        | —       | —       | —       | —       | 730         | 2,356       | 1,400       | 10,593      | 37,168      |
| <b>VEHICLES, excluding LOCOMOTIVES, ETC., FOR RAILWAYS—</b>                   |          |         |         |         |         |             |             |             |             |             |
| Carriages and carts (including Railway carriages and parts thereof) . . . . . | —        | —       | —       | —       | —       | 25,142      | 4,550       | 3,187       | 22,297      | 13,434      |
| Other sorts . . . . .   | —        | —       | —       | —       | —       | 4,363       | 3,600       | 16,338      | 55,333      | 13,130      |
| <b>POSTAL ARTICLES . . . . .</b> ..   | —        | —       | —       | —       | —       | 989         | 473         | 407         | 777         | 753         |
| <b>ALL OTHER ARTICLES OF MERCHANDISE . . . . .</b> ..                         | —        | —       | —       | —       | —       | 44,217      | 48,296      | 70,845      | 49,037      | 40,608      |
| <b>GRAND TOTAL . . . . .</b> ..   | —        | —       | —       | —       | —       | 9,00,006    | 7,09,056    | 7,42,530    | 8,76,223    | 10,68,422   |
| <b>GRAND TOTAL OF INDIAN AND FOREIGN MERCHANDISE . . . . .</b> ..             | —        | —       | —       | —       | —       | 4,74,35,296 | 3,63,54,392 | 3,38,28,023 | 3,31,30,166 | 3,77,03,387 |

FEDERATED MALAY STATES\*

IMPORTS THEREFROM

| ARTICLES   | QUANTITY     |              |              |            |              | VALUE           |                 |               |                 |                 |
|--|--------------|--------------|--------------|------------|--------------|-----------------|-----------------|---------------|-----------------|-----------------|
|  | 1931-32      | 1932-33      | 1933-34      | 1934-35    | 1935-36      | 1931-32         | 1932-33         | 1933-34       | 1934-35         | 1935-36         |
| <b>GUMS AND RESINS—</b>  |              |              |              |            |              | R               | R               | R             | R               | R               |
| Dammer (resins) . . . Cwts.  | 1,085        | 2,541        | 1,196        | 878        | 1,154        | 10,378          | 20,857          | 8,821         | 4,808           | 6,520           |
| Others . . . . . "   | 388          | 85           | 9            | 107        | 47           | 8,552           | 2,184           | 505           | 4,721           | 1,913           |
| <b>Total of Gums &amp; Resins</b> . . . . . "                              | <b>1,473</b> | <b>2,626</b> | <b>1,205</b> | <b>985</b> | <b>1,201</b> | <b>18,930</b>   | <b>22,541</b>   | <b>9,326</b>  | <b>9,529</b>    | <b>8,442</b>    |
| <b>METALS (excluding ores)</b> . . . Tons                                  | 1            | 1            | 1            | ..         | 7            | 446             | 966             | 1,432         | 800             | 10,946          |
| <b>OILS</b> . . . . . Value  | —            | —            | —            | —          | —            | 4,022           | 22,199          | 14,846        | 80,199          | 1,03,407        |
| <b>RUBBER MANUFACTURES</b> . . . . . "                                     | —            | —            | —            | —          | —            | 22,597          | 207             | 895           | 1,301           | 471             |
| <b>OIL SEEDS—</b><br>Non-essential—<br>Copra or Coconut Kernel Tons        | ..           | ..           | ..           | ..         | 650          | ..              | ..              | ..            | ..              | 91,848          |
| <b>VEHICLES (excluding LOCOMOTIVES, ETC.)—</b><br>Motor cars . . . . . No. | 5            | 9            | 1            | 1          | ..           | 4,408           | 15,182          | 350           | 3,000           | ..              |
| <b>POSTAL ARTICLES NOT SPECIFIED</b> . . . . . Value                       | —            | —            | —            | —          | —            | 35,181          | 24,913          | 25,848        | 24,045          | 13,691          |
| <b>ALL OTHER ARTICLES OF MERCHANDISE</b> . . . . . "                       | —            | —            | —            | —          | —            | 50,539          | 28,804          | 20,090        | 47,206          | 26,521          |
| <b>GRAND TOTAL</b> . . . . . "   | —            | —            | —            | —          | —            | <b>1,31,073</b> | <b>1,14,872</b> | <b>78,387</b> | <b>1,16,680</b> | <b>2,64,326</b> |

EXPORTS THERETO

INDIAN MERCHANDISE

| ARTICLES  | QUANTITY   |            |            |              |              | VALUE         |              |               |               |               |
|---|------------|------------|------------|--------------|--------------|---------------|--------------|---------------|---------------|---------------|
|   | 1931-32    | 1932-33    | 1933-34    | 1934-35      | 1935-36      | 1931-32       | 1932-33      | 1933-34       | 1934-35       | 1935-36       |
| <b>ANIMALS, LIVING—</b>   |            |            |            |              |              | R             | R            | R             | R             | R             |
| Sheep and Goats . . . No.   | 50         | 119        | 355        | 3,153        | 1,641        | 625           | 1,615        | 3,425         | 24,018        | 11,756        |
| Other kinds . . . . . "   | 175        | 14         | ..         | ..           | 210          | 5,040         | 1,660        | ..            | ..            | 1,816         |
| <b>Total Animals, Living</b> . . . . . "  | <b>225</b> | <b>133</b> | <b>355</b> | <b>3,153</b> | <b>1,851</b> | <b>5,665</b>  | <b>3,275</b> | <b>3,425</b>  | <b>24,018</b> | <b>13,572</b> |
| <b>APPAREL (including DRAPEERY, UNIFORMS, ACCOUTREMENTS, BUT excluding HOSIERY AND BOOTS AND SHOES)</b> . . . Value | —          | —          | —          | —            | —            | 10,344        | 2,135        | 4,214         | 3,000         | 2,111         |
| <b>BOOKS, PRINTED, AND PRINTED MATTER (including MAPS AND CHARTS)</b> . . . Cwts.                                   | 164        | 141        | 191        | 348          | 325          | 20,643        | 14,411       | 28,266        | 34,808        | 32,834        |
| <b>BOOTS AND SHOES</b> . . . Pairs  | 200        | 280        | 190        | 2,241        | 1,643        | 300           | 498          | 558           | 10,194        | 5,246         |
| <b>BUILDING AND ENGINEERING MATERIALS—</b>  |            |            |            |              |              |               |              |               |               |               |
| Tiles . . . . . No.   | 657,856    | 167,700    | 263,140    | 1,047,559    | 585,138      | 35,052        | 7,650        | 18,719        | 55,280        | 30,834        |
| Other kinds . . . . . Value   | —          | —          | —          | —            | —            | ..            | 752          | ..            | 48            | 28            |
| <b>Total Building and Engineering materials other than of iron, steel or wood</b> . . . . . "                       | —          | —          | —          | —            | —            | <b>35,052</b> | <b>8,402</b> | <b>18,719</b> | <b>55,337</b> | <b>30,862</b> |
| <b>CANDLES OF ALL KINDS</b> . . Lbs.  | 82,740     | 113,302    | 152,900    | 147,710      | 116,667      | 23,270        | 31,853       | 43,003        | 41,573        | 32,812        |
| <b>COAL AND COKE</b> . . . Tons   | 806        | 302        | 107        | 129          | 263          | 14,833        | 2,250        | 2,509         | 2,650         | 3,571         |
| <b>DRUGS AND MEDICINES</b> . . Value  | —          | —          | —          | —            | —            | 4,982         | 3,403        | 5,012         | 11,362        | 8,392         |
| <b>FODDER, BRAN, AND POLLARDS (excluding OILCAKE)</b> . . Tons  | 3,658      | 1,287      | 3,851      | 2,852        | 11,594       | 2,38,897      | 33,562       | 94,735        | 49,137        | 3,45,075      |
| <b>FRUITS AND VEGETABLES</b> . . Value  | —          | —          | —          | —            | —            | 1,88,778      | 93,721       | 96,569        | 1,07,794      | 1,04,219      |
| <b>GRAIN, PULSES, AND FLOUR—</b>  |            |            |            |              |              |               |              |               |               |               |
| Pulse . . . . . Tons  | 1,558      | 1,537      | 1,790      | 2,098        | 1,790        | 1,99,342      | 1,68,127     | 1,58,056      | 1,90,160      | 1,76,710      |
| Rice, not in the husk . . . "   | 61,564     | 57,176     | 59,931     | 58,007       | 67,508       | 47,94,632     | 41,00,761    | 34,91,112     | 33,94,213     | 53,31,192     |
| Wheat flour . . . . . "   | 789        | 392        | 143        | 224          | 342          | 92,449        | 54,770       | 13,701        | 20,365        | 31,193        |
| <b>INSTRUMENTS, APPARATUS, AND APPLIANCES, AND PARTS THEREOF</b> . . . . . Value                                    | —          | —          | —          | —            | —            | 33,044        | 18,093       | 25,003        | 70,361        | 60,500        |
| <b>MANURES</b> . . . . . Tons   | 55         | 70         | 105        | 330          | 548          | 7,660         | 8,000        | 15,350        | 27,510        | 72,974        |
| <b>METALS AND ORES</b> . . . . . "  | 143        | 15         | 239        | 217          | 483          | 24,913        | 17,142       | 45,523        | 40,990        | 49,564        |

\* Includes figures for Non-Federated Malay States up to 1933-34.

No. 13—continued

## FEDERATED MALAY STATES—continued

EXPORTS THERE TO—continued

## INDIAN MERCHANDISE—continued

| ARTICLES   | QUANTITY |         |         |           |           | VALUE     |           |           |           |           |
|--|----------|---------|---------|-----------|-----------|-----------|-----------|-----------|-----------|-----------|
|  | 1931-32  | 1932-33 | 1933-34 | 1934-35   | 1935-36   | 1931-32   | 1932-33   | 1933-34   | 1934-35   | 1935-36   |
| Oil . . . . . Gals.  | 13,974   | 19,408  | 41,597  | 18,076    | 12,558    | 17,272    | 24,437    | 51,458    | 22,051    | 16,200    |
| Oil Cakes . . . . . Tons   | 261      | 210     | 208     | 232       | 227       | 18,145    | 15,571    | 7,505     | 8,476     | 10,200    |
| Paraffin Wax . . . . . "   | ..       | 38      | 54      | 101       | 53        | ..        | 15,512    | 22,624    | 43,206    | 32,384    |
| Perfumery not being re-<br>fined spirit . . . . . Value              | —        | —       | —       | —         | —         | 4,976     | 3,995     | 4,434     | 7,881     | 10,044    |
| PROVISIONS AND OILMAN'S<br>STORES—                                   |          |         |         |           |           |           |           |           |           |           |
| Ghi . . . . . Cwts.  | 2,116    | 1,872   | 2,329   | 2,600     | 2,408     | 1,72,298  | 1,31,462  | 1,09,877  | 1,30,493  | 1,34,043  |
| Other sorts . . . . . Value  | —        | —       | —       | —         | —         | 14,856    | 9,202     | 12,623    | 12,042    | 10,860    |
| Total Provisions and<br>Oilman's stores . . . . . "                  | —        | —       | —       | —         | —         | 1,86,654  | 1,40,664  | 1,22,500  | 1,42,535  | 1,44,903  |
| SEEDS . . . . . Tons   | 44       | 120     | 300     | 358       | 598       | 19,375    | 25,758    | 49,304    | 54,184    | 99,333    |
| Spices . . . . . Cwts.   | 1,065    | 3,292   | 1,362   | 1,051     | 703       | 15,148    | 40,418    | 21,268    | 17,761    | 8,785     |
| TEXTILES—  |          |         |         |           |           |           |           |           |           |           |
| Cotton—  |          |         |         |           |           |           |           |           |           |           |
| Manufactures—  |          |         |         |           |           |           |           |           |           |           |
| Piece goods—   |          |         |         |           |           |           |           |           |           |           |
| Grey (unbleached) Yards  | 41,557   | 30,007  | 41,200  | 30,337    | 23,232    | 19,677    | 15,039    | 11,326    | 13,948    | 4,974     |
| White (bleached) "   | 15,309   | 10,076  | 3,982   | 18,857    | 7,519     | 3,478     | 7,634     | 1,667     | 5,989     | 2,543     |
| Coloured, printed,<br>or dyed . . . . . "                            | 615,563  | 410,742 | 792,353 | 1,468,493 | 1,312,596 | 3,14,126  | 2,85,909  | 3,28,322  | 5,30,683  | 4,25,757  |
| Other sorts of manufactures Value                                    | —        | —       | —       | —         | —         | 2,785     | 1,123     | 4,903     | 6,081     | 7,032     |
| Total of Cotton manufactures<br>including Twist and Yarn . . . . . " | —        | —       | —       | —         | —         | 3,45,066  | 2,49,705  | 2,46,018  | 5,61,001  | 4,40,596  |
| Jute manufactures includ-<br>ing Twist and Yarn . . . . . "          | —        | —       | —       | —         | —         | 9,962     | 18,544    | 50,950    | 40,181    | 22,650    |
| TOBACCO—   |          |         |         |           |           |           |           |           |           |           |
| Unmanufactured . . . . . Lbs   | 735,650  | 336,221 | 511,931 | 689,089   | 677,332   | 3,04,778  | 1,53,355  | 1,50,883  | 3,03,050  | 1,92,377  |
| Manufactured . . . . . "   | 87,189   | 101,505 | 69,465  | 77,737    | 82,635    | 70,378    | 82,252    | 64,336    | 72,103    | 74,123    |
| POSTAL ARTICLES . . . . . Value                                      | —        | —       | —       | —         | —         | 3,49,461  | 2,21,312  | 1,58,010  | 2,66,440  | 2,09,173  |
| ALL OTHER ARTICLES OF<br>MERCHANDISE . . . . . "                     | —        | —       | —       | —         | —         | 61,356    | 54,904    | 47,038    | 91,779    | 65,669    |
| GRAND TOTAL . . . . . "  | —        | —       | —       | —         | —         | 70,97,929 | 58,64,395 | 51,28,027 | 58,15,572 | 76,10,194 |

FEDERATED MALAY STATES  
NON-FEDERATED MALAY STATES  
- SUMATRA

( 444 )

No. 13—continued

FEDERATED MALAY STATES—concluded

EXPORTS THERE TO—concluded

| FOREIGN MERCHANDISE   |          |         |         |         |         |             |             |             |             |             |
|---|----------|---------|---------|---------|---------|-------------|-------------|-------------|-------------|-------------|
| ARTICLES  | QUANTITY |         |         |         |         | VALUE       |             |             |             |             |
|   | 1931-32  | 1932-33 | 1933-34 | 1934-35 | 1935-36 | 1931-32     | 1932-33     | 1933-34     | 1934-35     | 1935-36     |
| TOTAL VALUE . . . . .   | —        | —       | —       | —       | —       | R<br>32,054 | R<br>18,602 | R<br>12,771 | R<br>18,609 | R<br>10,880 |
| GRAND TOTAL OF INDIAN<br>AND FOREIGN MERCHAN-<br>DISE . . . . . Value | —        | —       | —       | 1       | —       | 71,29,083   | 56,89,497   | 51,40,798   | 56,29,271   | 76,30,033   |

NON-FEDERATED MALAY STATES\*

IMPORTS THEREFROM

| ARTICLES              | QUANTITY |         |         |         |         | VALUE   |         |            |          |         |
|-----------------------|----------|---------|---------|---------|---------|---------|---------|------------|----------|---------|
|                       | 1931-32  | 1932-33 | 1933-34 | 1934-35 | 1935-36 | 1931-32 | 1932-33 | 1933-34    | 1934-35  | 1935-36 |
| TOTAL VALUE . . . . . | —        | —       | —       | —       | —       | R<br>—  | R<br>—  | R<br>2,489 | R<br>660 | R<br>27 |

EXPORTS THERE TO

INDIAN MERCHANDISE

| ARTICLES              | QUANTITY |         |         |         |         | VALUE   |         |         |            |            |
|-----------------------|----------|---------|---------|---------|---------|---------|---------|---------|------------|------------|
|                       | 1931-32  | 1932-33 | 1933-34 | 1934-35 | 1935-36 | 1931-32 | 1932-33 | 1933-34 | 1934-35    | 1935-36    |
| TOTAL VALUE . . . . . | —        | —       | —       | —       | —       | R<br>—  | R<br>—  | R<br>.. | R<br>2,971 | R<br>1,448 |

FOREIGN MERCHANDISE

Nil

SUMATRA

IMPORTS THEREFROM

| ARTICLES   | QUANTITY  |           |           |           |           | VALUE     |            |           |           |             |
|--|-----------|-----------|-----------|-----------|-----------|-----------|------------|-----------|-----------|-------------|
|  | 1931-32   | 1932-33   | 1933-34   | 1934-35   | 1935-36   | 1931-32   | 1932-33    | 1933-34   | 1934-35   | 1935-36     |
| DRUGS AND MEDICINES<br>(excluding CHEMICALS<br>AND NARCOTICS) . . . Value  | —         | —         | —         | —         | —         | R<br>..   | R<br>8,550 | R<br>700  | R<br>390  | R<br>19,378 |
| GUMS AND RESINS . . . Cwts.  | 222       | 57        | 75        | 448       | 1,011     | 12,631    | 3,277      | 3,167     | 18,818    | 34,558      |
| OILS—  |           |           |           |           |           |           |            |           |           |             |
| Mineral—   |           |           |           |           |           |           |            |           |           |             |
| Fuel Oils . . . Gals.  | 1,524,028 | 1,661,721 | ..        | ..        | ..        | 2,88,477  | 2,77,196   | ..        | ..        | ..          |
| Kerosene . . . "   | ..        | 765,672   | 1,697,590 | 9,675,468 | 4,638,672 | ..        | 2,27,309   | 10,87,519 | 41,82,223 | 16,14,935   |
| Lubricating oils<br>Petroleum, dangerous<br>flashing below 76°F<br>including petrol,<br>benzine and benzol . . . " | 1,669,747 | 1,694,705 | 10,140    | ..        | ..        | 11,47,951 | 9,42,239   | 8,640     | ..        | ..          |
| Other kinds . . . "  | ..        | ..        | 255,665   | ..        | ..        | ..        | ..         | 1,27,832  | ..        | ..          |
| Total mineral oils . . . "   | 2,193,775 | 4,485,477 | 2,203,411 | 9,996,836 | 4,898,930 | 14,36,428 | 16,62,192  | 18,43,998 | 43,23,000 | 17,02,384   |
| PARAFFIN WAX . . . Tons  | 9         | 58        | 66        | 80        | 201       | 2,262     | 10,116     | 11,215    | 10,278    | 58,675      |
| SPICES . . . . . Cwts.   | ..        | ..        | 5,642     | 3,267     | 1,835     | 4         | ..         | 41,001    | 17,957    | 11,244      |
| TEA—   |           |           |           |           |           |           |            |           |           |             |
| Black . . . . . Lbs.   | 122,172   | 86,578    | ..        | ..        | ..        | 59,844    | 44,072     | ..        | ..        | ..          |
| VEGETABLE NON-ESSEN-<br>TIAL OILS . . . . . Gals.  | ..        | 22        | ..        | 230,397   | 46,095    | ..        | 29         | ..        | 1,41,438  | 44,000      |
| POSTAL ARTICLES NOT<br>SPECIFIED . . . . . Value   | —         | —         | —         | —         | —         | ..        | 131        | 23        | 51        | 589         |
| ALL OTHER ARTICLES<br>OF MERCHANDISE . . . "   | —         | —         | —         | —         | —         | 0,678     | 14,582     | 22,579    | 6,881     | 4,727       |
| GRAND TOTAL . . . . .  | —         | —         | —         | —         | —         | 15,20,847 | 17,48,049  | 14,28,638 | 45,24,803 | 18,75,560   |

\* Separately shown from 1933-34.

No. 13—continued  
SUMATRA—continued  
EXPORTS THERETO

## INDIAN MERCHANDISE

| ARTICLES  | QUANTITY |         |         |         |         | VALUE     |           |           |           |           |
|---|----------|---------|---------|---------|---------|-----------|-----------|-----------|-----------|-----------|
|   | 1931-32  | 1932-33 | 1933-34 | 1934-35 | 1935-36 | 1931-32   | 1932-33   | 1933-34   | 1934-35   | 1935-36   |
| <b>GRAIN, PULSE, AND FLOUR—</b>                                       |          |         |         |         |         | R         | R         | R         | R         | R         |
| Rice, not in the husk . . . Tons                                      | 95,843   | 62,491  | 69,805  | 70,013  | 74,744  | 68,73,675 | 43,29,312 | 40,75,103 | 39,53,969 | 49,05,479 |
| <b>INSTRUMENTS AND APPARATUS, ETC.</b>                                |          |         |         |         |         |           |           |           |           |           |
| Value   | —        | —       | —       | —       | —       | 25,799    | 17,596    | 22,074    | 22,625    | 40,672    |
| <b>LEATHER</b>  |          |         |         |         |         |           |           |           |           |           |
| Value   | —        | —       | —       | —       | —       | 3,270     | 1,075     | 1,423     | 6,542     | 11,338    |
| <b>SEEDS—</b>   |          |         |         |         |         |           |           |           |           |           |
| Tea . . . . . Tons  | 13       | 2       | ..      | ..      | ..      | 32,854    | 5,004     | ..        | ..        | ..        |
| <b>TEXTILES—</b>  |          |         |         |         |         |           |           |           |           |           |
| <b>Cotton—</b>  |          |         |         |         |         |           |           |           |           |           |
| <b>Manufactures—</b>  |          |         |         |         |         |           |           |           |           |           |
| Piece goods . . . Yards   | 33,040   | 30,784  | 21,223  | 124,012 | 15,662  | 17,310    | 48,823    | 11,335    | 68,437    | 7,994     |
| <b>Jute—</b>  |          |         |         |         |         |           |           |           |           |           |
| <b>Manufactures—</b>  |          |         |         |         |         |           |           |           |           |           |
| Gunny bags . . . No.  | 433,300  | 799,000 | 632,900 | 794,800 | 893,450 | 1,12,413  | 2,06,335  | 1,49,123  | 1,93,042  | 2,13,235  |
| " cloth . . . Yards   | 464,000  | 305,989 | 229,340 | 150,000 | 184,000 | 55,133    | 44,130    | 29,397    | 18,012    | 21,117    |
| Rope and twine . Cwts.  | 3,599    | 2,879   | 1,676   | 2,391   | 2,666   | 48,830    | 37,685    | 31,972    | 25,039    | 29,319    |
| Other kinds . . . "   | ..       | ..      | 2       | ..      | ..      | ..        | 973       | 105       | 225       | ..        |
| <b>Total Jute manufactures (including twist and yarn) . . . Value</b> | —        | —       | —       | —       | —       | 2,16,423  | 2,39,178  | 2,10,608  | 2,36,868  | 2,63,721  |
| <b>POSTAL ARTICLES</b>  |          |         |         |         |         |           |           |           |           |           |
| Value   | —        | —       | —       | —       | —       | 1,07,752  | 60,763    | 40,263    | 18,194    | 650       |
| <b>ALL OTHER ARTICLES OF MERCHANDISE</b>                              |          |         |         |         |         |           |           |           |           |           |
| Value   | —        | —       | —       | —       | —       | 51,393    | 23,139    | 10,215    | 12,543    | 34,706    |
| <b>GRAND TOTAL</b>  | —        | —       | —       | —       | —       | 68,23,436 | 47,74,955 | 43,71,065 | 43,19,033 | 52,64,560 |

## FOREIGN MERCHANDISE

| ARTICLES  | QUANTITY |         |         |         |         | VALUE     |           |           |           |           |
|---|----------|---------|---------|---------|---------|-----------|-----------|-----------|-----------|-----------|
|   | 1931-32  | 1932-33 | 1933-34 | 1934-35 | 1935-36 | 1931-32   | 1932-33   | 1933-34   | 1934-35   | 1935-36   |
| <b>HARDWARE (excluding CUTLERY AND ELECTRO-PLATED WARE)</b> |          |         |         |         |         | R         | R         | R         | R         | R         |
| Value   | —        | —       | —       | —       | —       | 27,337    | 819       | ..        | ..        | 25        |
| <b>ALL OTHER ARTICLES OF MERCHANDISE</b>                    |          |         |         |         |         |           |           |           |           |           |
| Value   | —        | —       | —       | —       | —       | 14,765    | 7,137     | 2,400     | 2,852     | 2,243     |
| <b>GRAND TOTAL</b>  | —        | —       | —       | —       | —       | 42,602    | 7,956     | 2,400     | 2,852     | 2,268     |
| <b>GRAND TOTAL OF INDIAN AND FOREIGN MERCHANDISE</b>        | —        | —       | —       | —       | —       | 68,71,038 | 47,82,911 | 43,73,465 | 43,21,885 | 52,66,828 |

JAVA  
IMPORTS THEREFROM

| ARTICLES   | QUANTITY  |         |           |           |         | VALUE     |          |           |          |           |
|--|-----------|---------|-----------|-----------|---------|-----------|----------|-----------|----------|-----------|
|  | 1931-32   | 1932-33 | 1933-34   | 1934-35   | 1935-36 | 1931-32   | 1932-33  | 1933-34   | 1934-35  | 1935-36   |
| BEARING FOR MACHINERY . Value  | —         | —       | —         | —         | —       | ..        | ..       | 5,231     | ..       | 11,359    |
| CHEMICALS AND CHEMICAL PREPARATIONS (excluding CHEMICAL MANURES AND MEDICINES)— Sulphur (brimstone) . cwt.   | ..        | 81,419  | 41,828    | 48,061    | 32,802  | ..        | 4,06,165 | 1,90,451  | 1,94,350 | 1,53,409  |
| COFFEE, other than roasted or ground . . . . .   | 3,453     | ..      | ..        | ..        | ..      | 1,56,834  | ..       | ..        | ..       | ..        |
| DRUGS AND MEDICINES (excluding CHEMICALS AND MEDICINES)— Campher . . . . . Lbs.  | ..        | ..      | ..        | 15,783    | ..      | ..        | ..       | ..        | 11,514   | ..        |
| Quinine Salts— Quinine sulphate or bisulphate . . . . .  | 7,415     | 9,955   | 12,324    | 11,747    | 2,665   | 1,63,156  | 2,46,098 | 2,58,054  | 2,47,172 | 63,012    |
| Quinine hydrochloride or dihydrochloride . . . . .   | 578       | 895     | 1,045     | 866       | 1,001   | 15,759    | 37,947   | 30,074    | 27,193   | 23,184    |
| Other sorts of Quinine salts . . . . .   | 985       | 1,098   | 5,520     | 4,482     | 5,953   | 10,799    | 26,846   | 63,684    | 63,199   | 1,29,538  |
| Other sorts of drugs and medicines . Value   | —         | —       | —         | —         | —       | 1,44,363  | 77,084   | 80,741    | 1,89,836 | 1,14,706  |
| Total Drugs and Medicines . . . . .  | —         | —       | —         | —         | —       | 3,34,077  | 3,88,575 | 4,33,163  | 5,43,914 | 3,30,300  |
| GRAIN PULSE AND FLOUR — Beans (dry) . . . . . Tons   | 612       | 126     | 133       | ..        | ..      | 69,574    | 13,182   | 12,999    | ..       | ..        |
| Pulse . . . . .  | 210       | 1       | 250       | 108       | 42      | 28,051    | 362      | 22,938    | 12,600   | 4,970     |
| Other sorts . . . . .  | 116       | 4       | 5         | 1         | 1       | 13,139    | 625      | 1,660     | 210      | 50        |
| Total Grain, Pulse and Flour . . . . .   | 938       | 131     | 388       | 104       | 43      | 1,10,764  | 14,169   | 37,647    | 12,810   | 5,020     |
| GUMS AND RESINS . . . . . Cwt.   | 124       | 81      | 496       | 533       | 504     | 5,473     | 1,021    | 12,021    | 16,336   | 12,348    |
| HARDWARE (excluding CUTLERY AND ELECTRO-PLATED WARE) . . . . . Value   | —         | —       | —         | —         | —       | 2,51,930  | 2,27,649 | 1,23,198  | 1,07,497 | 67,744    |
| HIDES AND SKINS, RAW . . . . . Tons  | ..        | 4       | 11        | 44        | 54      | ..        | 5,458    | 36,199    | 44,776   | 74,461    |
| INSTRUMENTS, APPARATUS AND APPLIANCES AND PARTS THEREOF . . . . . Value  | ..        | —3,571  | —22,344   | —7,000    | —18,033 | ..        | ..       | ..        | ..       | ..        |
| LAC— Stick and Seed . . . . . Cwt.   | ..        | ..      | ..        | 320       | ..      | ..        | ..       | ..        | 10,976   | ..        |
| LIQUORS including DENATURED AND REPERFUMED SPIRITS— Spirit— Rum . . . . . Gals.  | 17,676    | 146     | ..        | ..        | ..      | 20,042    | 236      | 4         | ..       | 2         |
| Spirit, denatured . . . . .  | 1,050,284 | 356,667 | 517,032   | 410,743   | 295,852 | 9,89,642  | 8,00,886 | 6,00,297  | 5,49,650 | 3,23,787  |
| Other sorts of spirit . . . . .  | 672       | 45      | 4,241     | 2         | 2,338   | 1,819     | 838      | 4,092     | 37       | 2,341     |
| Total Spirit . . . . .   | 1,068,632 | 356,861 | 521,323   | 410,745   | 298,690 | 10,10,503 | 8,01,960 | 7,00,393  | 5,49,687 | 3,26,630  |
| Other sorts of liquors . . . . .   | 202       | 193     | 3         | 15        | 78      | 847       | 900      | 69        | 45       | 174       |
| Total Liquors . . . . .  | 1,068,834 | 357,054 | 521,326   | 410,760   | 298,768 | 10,11,350 | 8,02,860 | 7,00,462  | 5,49,732 | 3,26,804  |
| MACHINERY AND MILLWORK . Value   | —         | —       | —         | —         | —       | 1,845     | 2,362    | 10,765    | 49,309   | 2,41,427  |
| METALS AND ORNS . . . . . Tons   | ..        | ..      | 1         | 12        | 60      | 838       | 118      | 296       | 4,392    | 14,200    |
| OILS— Essential . . . . . Gals.  | 418       | 364     | 613       | 1,460     | 2,262   | 7,019     | 6,205    | 8,673     | 16,622   | 34,968    |
| Mineral oils . . . . .   | 1,233     | 422,973 | 4,218,626 | 1,424,039 | 88      | 1,237     | 2,38,023 | 18,46,299 | 2,96,282 | 134       |
| Vegetable, non-essential— Coconut . . . . .  | 19,675    | 125,515 | ..        | ..        | 3       | 28,314    | 1,50,170 | ..        | ..       | 3         |
| Other sorts . . . . .  | 3,364     | 3,684   | 451       | 51,290    | 143     | 6,369     | 3,245    | 374       | 46,586   | 205       |
| Total vegetable, non-essential . . . . .   | 25,039    | 129,199 | 451       | 51,290    | 140     | 34,683    | 1,53,415 | 374       | 46,586   | 208       |
| Other sorts of oils . . . . .  | —         | —       | —         | —         | —       | 26        | ..       | ..        | ..       | 10        |
| Total Oils . . . . .   | —         | —       | —         | —         | —       | 42,965    | 3,07,642 | 18,56,346 | 3,59,400 | 35,320    |
| PARAFFIN WAX . . . . . Tons  | 1         | 1       | ..        | 38        | 145     | 489       | 319      | ..        | 5,208    | 14,167    |
| PAPER AND PASTEBBOARD . Cwt.   | ..        | 2,508   | 15        | 3         | ..      | 1         | 19,298   | 1,414     | 169      | 7         |
| PROVISIONS AND OILMAN'S STORES (including FISH AND FRUITS AND VEGETABLES, CANNED OR BOTTLED)— Farinaceous and patent foods— Farinaceous foods in bulk . . . . . Cwt. | 54,746    | 65,923  | 34,438    | 42,939    | 21,893  | 4,75,081  | 4,19,753 | 2,23,921  | 2,81,943 | 1,34,293  |
| Other sorts of provisions . Value  | ..        | ..      | ..        | ..        | ..      | 4,337     | 2,533    | 1,677     | 905      | 1,539     |
| Total Provisions and Oilman's stores . . . . .   | —         | —       | —         | —         | —       | 4,79,468  | 4,22,336 | 2,30,598  | 2,82,848 | 1,35,832  |
| RUBBER— Raw . . . . . Lbs.   | ..        | ..      | 35,178    | 274,840   | 145,333 | ..        | ..       | 7,366     | 1,04,239 | 48,109    |
| Manufactures . . . . . Value   | —         | —       | —         | —         | —       | 15,069    | 6,311    | 661       | 1,984    | 106       |
| SOAP . . . . . Cwt.  | 325       | 93      | 243       | 784       | 352     | 8,858     | 6,022    | 10,375    | 22,137   | 13,237    |
| SPICES— Betelnuts . . . . .  | 12,657    | 17,179  | 23,324    | 17,003    | 13,419  | 1,59,208  | 1,75,361 | 1,37,459  | 2,07,109 | 90,279    |
| Cloves . . . . . Tons  | ..        | ..      | ..        | ..        | 642     | ..        | ..       | ..        | ..       | 28,420    |
| Pepper . . . . .   | 1,546     | 2,351   | 3,471     | 3,237     | 92,745  | 88,657    | 31,249   | 91,960    | 66,146   | 16,46,744 |
| Other sorts . . . . .  | 60        | 283     | 323       | 651       | 323     | 3,308     | 3,480    | 12,234    | 1,964    | 6,563     |
| Total Spices . . . . .   | 14,263    | 19,813  | 27,123    | 21,211    | 107,199 | 2,46,673  | 2,05,605 | 2,91,703  | 2,75,309 | 17,72,000 |

## No. 13—continued

## JAVA—continued

## IMPORTS THEREFROM—continued

| ARTICLES  | QUANTITY       |                |                |                |                | VALUE              |                    |                    |                    |                    |
|---|----------------|----------------|----------------|----------------|----------------|--------------------|--------------------|--------------------|--------------------|--------------------|
|   | 1931-32        | 1932-33        | 1933-34        | 1934-35        | 1935-36        | 1931-32            | 1932-33            | 1933-34            | 1934-35            | 1935-36            |
| STARCH, DEXTRINE AND FARINA . . . . . Cwts.   | 8,504          | 9,769          | 434            | 8              | 315            | 54,265             | 54,891             | 1,788              | 40                 | 1,545              |
| <b>SUGAR—</b>   |                |                |                |                |                |                    |                    |                    |                    |                    |
| Sugar 23 Dutch standard and above . . . . . Tons  | 336,182        | 295,118        | 194,426        | 175,731        | 150,416        | 4,07,25,800        | 3,29,67,415        | 1,97,92,094        | 1,63,87,337        | 1,40,10,447        |
| Sugar below 23 Dutch Standard but not below 16 Dutch Standard . . . . . "                                   | 30,617         | 8              | ..             | ..             | ..             | 28,90,184          | 912                | 5                  | ..                 | ..                 |
| Sugar 15 Dutch standard and below . . . . . "   | 9              | 12             | ..             | ..             | ..             | 1,002              | 3,179              | ..                 | ..                 | ..                 |
| Molasses . . . . . "  | 40,191         | 31,991         | 2,401          | 415            | ..             | 15,82,195          | 10,66,480          | 68,203             | 8,281              | 1                  |
| Best Sugar . . . . . "  | ..             | ..             | ..             | ..             | ..             | 24                 | 37                 | ..                 | ..                 | ..                 |
| <b>Total Sugar . . . . . "</b>  | <b>408,049</b> | <b>327,129</b> | <b>196,827</b> | <b>176,146</b> | <b>150,416</b> | <b>4,51,99,155</b> | <b>3,40,38,028</b> | <b>1,98,60,302</b> | <b>1,63,95,618</b> | <b>1,40,19,448</b> |
| <b>TEA—</b>   |                |                |                |                |                |                    |                    |                    |                    |                    |
| Black . . . . . Lbs.  | 1,160,714      | 201,608        | 3,050          | 73             | 233            | 4,49,557           | 1,00,252           | 1,347              | 55                 | 94                 |
| <b>TANNINS—</b>   |                |                |                |                |                |                    |                    |                    |                    |                    |
| Hemp Baw . . . . . Cwts.  | 2,453          | 2,990          | 1,497          | 2,005          | 1,470          | 84,674             | 38,266             | 10,438             | 19,561             | 18,684             |
| TOILET REQUISITES (NOT SPECIFIED ELSEWHERE) . . . . . Value   | ..             | ..             | ..             | ..             | ..             | ..                 | c                  | 176                | 12,268             | 3,893              |
| <b>VEHICLES, excluding LOCOMOTIVES, ETC., FOR RAILWAYS—</b>   |                |                |                |                |                |                    |                    |                    |                    |                    |
| Carriages and carts not mechanically propelled (excluding Railway locomotives and tractors) . . . . . Value | ..             | ..             | ..             | ..             | ..             | ..                 | ..                 | ..                 | ..                 | 10,522             |
| Mechanically propelled vehicles (excluding railway locomotives and tractors) . . . . . "                    | ..             | ..             | ..             | ..             | ..             | 9,793              | 1,05,147           | 7,743              | 7,230              | 69,190             |
| <b>WOOL AND TIMBER—</b>   |                |                |                |                |                |                    |                    |                    |                    |                    |
| Teak wood . . . . . Cubic Tons  | ..             | ..             | ..             | ..             | 153            | ..                 | ..                 | ..                 | ..                 | 15,333             |
| <b>POSTAL ARTICLES NOT SPECIFIED . . . . . Value</b>  |                |                |                |                |                | 3,161              | 1,124              | 3,998              | 981                | 3,690              |
| <b>ALL OTHER ARTICLES OF MERCHANDISE . . . . . "</b>  |                |                |                |                |                | 57,189             | 53,275             | 23,103             | 40,912             | 47,440             |
| <b>GRAND TOTAL . . . . . "</b>  |                |                |                |                |                | <b>4,84,72,226</b> | <b>3,78,50,327</b> | <b>2,38,89,881</b> | <b>1,90,67,874</b> | <b>1,74,48,246</b> |

## EXPORTS THERETO

## INDIAN MERCHANDISE

| ARTICLES  | QUANTITY      |               |              |               |              | VALUE            |                  |                 |                  |                 |
|---|---------------|---------------|--------------|---------------|--------------|------------------|------------------|-----------------|------------------|-----------------|
|   | 1931-32       | 1932-33       | 1933-34      | 1934-35       | 1935-36      | 1931-32          | 1932-33          | 1933-34         | 1934-35          | 1935-36         |
| BOOKS, PRINTED AND PRINTED MATTER (NOT BEING STATIONERY), including MAPS AND CHARTS . . . . . Cwts. | 385           | 1,276         | 371          | 744           | 1,134        | 37,617           | 1,23,701         | 37,050          | 70,825           | 1,01,827        |
| CORDAGE AND ROPE OF VEGETABLE FIBRE (excluding JUTE AND COTTON) . . . . . "                         | 547           | 821           | 140          | 52            | 121          | 14,102           | 6,517            | 2,670           | 1,148            | 2,238           |
| <b>GRAIN, PULSE AND FLOUR—</b>  |               |               |              |               |              |                  |                  |                 |                  |                 |
| Pulse . . . . . Tons  | 109           | 365           | 128          | 73            | 89           | 13,768           | 39,132           | 14,122          | 7,326            | 4,597           |
| Rice, not in the husk . . . . . "   | 63,179        | 18,313        | 4,333        | 25,306        | 4,315        | 42,93,757        | 10,79,669        | 2,23,351        | 15,33,791        | 2,75,679        |
| Other sorts . . . . . "   | 56            | 54            | 32           | 23            | 21           | 8,270            | 3,402            | 3,754           | 2,364            | 2,037           |
| <b>Total Grain, Pulse, and Flour . . . . . "</b>  | <b>63,344</b> | <b>18,732</b> | <b>4,543</b> | <b>25,902</b> | <b>4,305</b> | <b>43,15,795</b> | <b>11,27,208</b> | <b>2,46,227</b> | <b>15,44,481</b> | <b>2,83,263</b> |



INDIAN MERCHANDISE—continued

| ARTICLES   | QUANTITY    |            |            |           |            | VALUE     |           |           |           |           |
|--|-------------|------------|------------|-----------|------------|-----------|-----------|-----------|-----------|-----------|
|  | 1931-32     | 1932-33    | 1933-34    | 1934-35   | 1935-36    | 1931-32   | 1932-33   | 1933-34   | 1934-35   | 1935-36   |
| HARDWARE AND CUTLERY, including PLATED WARE . Value        | —           | —          | —          | —         | —          | 12,642    | 13,137    | 2,535     | 4,375     | 233       |
| INSTRUMENTS, APPARATUS, AND APPLIANCES, AND PARTS THEREOF— |             |            |            |           |            |           |           |           |           |           |
| Medical . . . . .  | —           | —          | —          | —         | —          | 1,20,230  | 86,010    | 53,083    | 92,550    | 1,06,700  |
| LAC—   |             |            |            |           |            |           |           |           |           |           |
| Shell . . . . . Cwts.                                      | 1,543       | 1,413      | 1,373      | 1,151     | 1,876      | 74,033    | 45,810    | 42,803    | 71,700    | 67,620    |
| LEATHER—   |             |            |            |           |            |           |           |           |           |           |
| Unwrought . . . . .  | 231         | 133        | 4          | 1         | 23         | 50,435    | 27,325    | 180       | 180       | 3,551     |
| METALS AND ORES . Tons                                     | 233         | 429        | 435        | 333       | 325        | 34,010    | 62,730    | 42,914    | 47,251    | 55,073    |
| OILSEEDS—  |             |            |            |           |            |           |           |           |           |           |
| Groundnut cake . . . . .                                   | 323         | ..         | ..         | ..        | ..         | 13,308    | ..        | ..        | ..        | ..        |
| Rape and Sesamum cake ..                                   | 200         | ..         | ..         | ..        | ..         | 14,432    | ..        | ..        | ..        | ..        |
| OPTUM . . . . . { Chests<br>=Cwts.                         | 203<br>=253 | ..         | ..         | ..        | ..         | 8,12,000  | ..        | ..        | ..        | ..        |
| PAINTS AND PAINTER'S MATERIALS—                            |             |            |            |           |            |           |           |           |           |           |
| Paints and colours . . . Cwts.                             | 364         | 939        | 1,134      | 1,006     | 673        | 14,355    | 10,699    | 3,073     | 1,951     | 1,307     |
| PROVISIONS AND OILMAN'S STORES—                            |             |            |            |           |            |           |           |           |           |           |
| Ghi . . . . .  | 740         | 659        | 472        | 490       | 454        | 62,116    | 49,943    | 25,560    | 30,179    | 30,732    |
| Pickles, chutnies, and condiments . . . . .                | 191         | 340        | 201        | 220       | 194        | 7,366     | 14,763    | 7,676     | 7,390     | 5,662     |
| Other sorts . . . . . Value                                | —           | —          | —          | —         | —          | 1,915     | 1,347     | 2,249     | 1,354     | 1,650     |
| Total Provisions and Oilman's Stores . . . . .             | —           | —          | —          | —         | —          | 71,397    | 66,053    | 35,485    | 38,923    | 38,045    |
| SEEDS—   |             |            |            |           |            |           |           |           |           |           |
| Oil seeds—   |             |            |            |           |            |           |           |           |           |           |
| Essential . . . . . Tons                                   | 36          | 33         | 46         | 106       | 137        | 10,002    | 12,767    | 5,443     | 15,053    | 19,131    |
| Non-essential . . . . .                                    | 30          | 43         | ..         | ..        | 1          | 59,340    | 41,336    | 70        | 344       | 339       |
| Other than oil seeds . . . . .                             | ..          | ..         | ..         | 1         | 1          | 35        | 9         | 50        | 277       | 160       |
| Total Seeds . . . . .                                      | 66          | 123        | 46         | 107       | 139        | 69,377    | 54,112    | 5,563     | 15,670    | 19,630    |
| TEXTILES—  |             |            |            |           |            |           |           |           |           |           |
| Cotton—  |             |            |            |           |            |           |           |           |           |           |
| Manufactures—  |             |            |            |           |            |           |           |           |           |           |
| Piece-goods . Yards  | 2,334,330   | 2,417,054  | 720,665    | 242,327   | 134,357    | 12,74,040 | 9,99,339  | 3,00,430  | 1,00,191  | 54,633    |
| Jute—  |             |            |            |           |            |           |           |           |           |           |
| Raw . . . . . Tons   | 173         | ..         | ..         | ..        | ..         | 39,330    | ..        | ..        | ..        | ..        |
| Manufactures—  |             |            |            |           |            |           |           |           |           |           |
| Gunny bags . . . No.                                       | 29,606,250  | 13,597,793 | 12,760,950 | 9,352,450 | 12,993,300 | 66,00,203 | 41,11,136 | 33,33,413 | 26,01,303 | 35,56,693 |
| Gunny cloth . . Yards                                      | 932,633     | 655,500    | 737,400    | 550,000   | 714,000    | 1,19,533  | 79,032    | 33,332    | 63,401    | 74,077    |
| Rope and twine . Cwts.                                     | 14,123      | 3,329      | 3,356      | 7,949     | 10,799     | 2,02,149  | 1,07,269  | 95,944    | 33,052    | 1,22,724  |
| Other kinds . . . Value                                    | —           | —          | —          | —         | —          | 900       | ..        | 500       | 451       | 1,520     |

No. 13—continued

JAVA—concluded

EXPORTS THERE TO—concluded

## INDIAN MERCHANDISE—concluded

| ARTICLES   | QUANTITY |         |         |         |         | VALUE       |           |           |           |           |
|--|----------|---------|---------|---------|---------|-------------|-----------|-----------|-----------|-----------|
|  | 1931-32  | 1932-33 | 1933-34 | 1934-35 | 1935-36 | 1931-32     | 1932-33   | 1933-34   | 1934-35   | 1935-36   |
|  |          |         |         |         |         | R           | R         | R         | R         | R         |
| <b>TEXTILES—contd.</b>   |          |         |         |         |         |             |           |           |           |           |
| <b>Jute—contd.</b>   |          |         |         |         |         |             |           |           |           |           |
| Total Jute manufactures (including twist and yarn) . . . Value | —        | —       | —       | —       | —       | 99,22,798   | 42,97,537 | 35,68,239 | 27,53,372 | 37,55,913 |
| Woolen manufactures . . . "                                    | —        | —       | —       | —       | —       | 69,656      | 73,960    | 86,379    | 48,941    | 46,188    |
| Other textiles, manufactured . . . "                           | —        | —       | —       | —       | —       | 500         | ..        | ..        | 2,340     | 16,003    |
| POSTAL ARTICLES . . . "  | —        | —       | —       | —       | —       | 14,663      | 7,560     | 3,566     | 3,020     | 3,131     |
| ALL OTHER ARTICLES OF MERCHANDISE . . . "                      | —        | —       | —       | —       | —       | 63,331      | 63,000    | 56,272    | 49,472    | 66,984    |
| <b>GRAND TOTAL . . . "</b>                                     | —        | —       | —       | —       | —       | 1,70,89,881 | 70,70,253 | 44,87,648 | 48,53,907 | 46,25,708 |

## FOREIGN MERCHANDISE

| ARTICLES   | QUANTITY |         |         |         |         | VALUE       |           |           |           |           |
|--|----------|---------|---------|---------|---------|-------------|-----------|-----------|-----------|-----------|
|  | 1931-32  | 1932-33 | 1933-34 | 1934-35 | 1935-36 | 1931-32     | 1932-33   | 1933-34   | 1934-35   | 1935-36   |
|  |          |         |         |         |         | R           | R         | R         | R         | R         |
| <b>DYEING AND TANNING SUBSTANCES . . . Value</b>                       | —        | —       | —       | —       | —       | 16,846      | ..        | ..        | 1,542     | 609       |
| <b>HARDWARE (excluding CUTLERY AND ELECTRO-PLATED WARE) . . . "</b>    | —        | —       | —       | —       | —       | 2,68,378    | 2,58,042  | 1,44,950  | 1,19,018  | 74,634    |
| <b>INSTRUMENTS, APPARATUS AND APPLIANCES AND PARTS THEREOF . . . "</b> | —        | —       | —       | —       | —       | 3,300       | 14,174    | 300       | 2,040     | 1,370     |
| <b>PROVISIONS AND OILMAN'S STORES . . . Cwts.</b>                      | 8        | ..      | 9       | 6       | 187     | 875         | ..        | 600       | 247       | 12,937    |
| <b>RUBBER MANUFACTURES . Value</b>                                     | —        | —       | —       | —       | —       | 10,312      | 25,307    | 1,157     | 652       | 2,938     |
| <b>VEHICLES (excluding LOCOMOTIVES, ETC., FOR RAILWAYS) . . . "</b>    | —        | —       | —       | —       | —       | 24,793      | 401       | 6,486     | 1,768     | 6,177     |
| <b>POSTAL ARTICLES . . . "</b>   | —        | —       | —       | —       | —       | ..          | ..        | 162       | ..        | ..        |
| <b>ALL OTHER ARTICLES OF MERCHANDISE . . . "</b>                       | —        | —       | —       | —       | —       | 28,710      | 12,779    | 18,598    | 14,533    | 24,023    |
| <b>GRAND TOTAL . . . "</b>   | —        | —       | —       | —       | —       | 3,68,113    | 3,11,203  | 1,71,651  | 1,40,740  | 1,33,789  |
| <b>GENERAL TOTAL OF INDIAN AND FOREIGN MERCHANDISE . . . "</b>         | —        | —       | —       | —       | —       | 1,74,57,994 | 73,81,456 | 46,59,309 | 49,94,647 | 47,49,498 |

No. 13—continued  
BORNEO (BRITISH AND DUTCH)  
IMPORTS THEREFROM

| ARTICLES                                       | QUANTITY   |            |            |            |            | VALUE     |           |           |           |           |
|--|------------|------------|------------|------------|------------|-----------|-----------|-----------|-----------|-----------|
|  | 1931-32    | 1932-33    | 1933-34    | 1934-35    | 1935-36    | 1931-32   | 1932-33   | 1933-34   | 1934-35   | 1935-36   |
| GUMS AND RESINS ---                            |            |            |            |            |            | R         | R         | R         | R         | R         |
| Benjamin . . . Cwts                            | ..         | ..         | 41         | 489        | 1,003      | ..        | ..        | 1,802     | 1,582     | 57,563    |
| OILS—  |            |            |            |            |            |           |           |           |           |           |
| Mineral—                                       |            |            |            |            |            |           |           |           |           |           |
| Fuel oils . . . Gals.                          | 24,263,568 | 25,925,377 | 29,463,604 | 24,993,741 | 31,515,198 | 50,20,557 | 50,84,354 | 52,58,443 | 41,69,665 | 52,52,402 |
| Kerosene . . . "                               | 4,416,867  | ..         | ..         | 3,094,552  | ..         | 20,12,399 | ..        | ..        | 14,92,782 | ..        |
| Lubricating oils . . "                         | 3,727,830  | 3,404,361  | 1,353,774  | 1,755,717  | 855,154    | 21,06,205 | 13,18,882 | 5,94,464  | 7,54,206  | 3,67,814  |
| Other kinds . . . "                            | 6,048      | ..         | ..         | ..         | ..         | 10,289    | ..        | ..        | ..        | ..        |
| Total Mineral oils . . "                       | 32,413,333 | 29,329,738 | 30,817,378 | 29,845,010 | 32,370,352 | 91,49,950 | 69,03,236 | 58,52,907 | 64,16,713 | 56,20,216 |
| POSTAL ARTICLES NOT SPECI-<br>FIED . . . Value | —          | —          | —          | —          | —          | 17        | 14        | 39        | 6         | ..        |
| ALL OTHER ARTICLES OF<br>MERCHANDISE . . . "   | —          | —          | —          | —          | —          | 1,543     | 3,047     | 13,967    | 2,620     | 1,708     |
| GRAND TOTAL                                    | —          | —          | —          | —          | —          | 91,51,515 | 69,06,297 | 58,66,215 | 64,38,871 | 56,79,477 |

EXPORTS THERETO

INDIAN MERCHANDISE

| ARTICLES   | QUANTITY |         |         |         |           | VALUE    |          |          |          |          |
|--|----------|---------|---------|---------|-----------|----------|----------|----------|----------|----------|
|  | 1931-32  | 1932-33 | 1933-34 | 1934-35 | 1935-36   | 1931-32  | 1932-33  | 1933-34  | 1934-35  | 1935-36  |
| CANDLES OF ALL KINDS . lbs.                                | ..       | ..      | 86,184  | 53,889  | 74,513    | ..       | ..       | 10,178   | 15,114   | 20,936   |
| TEXTILES—  |          |         |         |         |           |          |          |          |          |          |
| Cotton manufactures (in-<br>cluding twist and yarn), Value | —        | ..      | —       | —       | —         | 480      | 692      | 15,558   | 12,914   | 1,280    |
| Jute—  |          |         |         |         |           |          |          |          |          |          |
| Manufactures—  |          |         |         |         |           |          |          |          |          |          |
| Gunny bags . . . No.                                       | 72,000   | 566,300 | 607,600 | 475,600 | 1,029,700 | 22,585   | 1,20,900 | 1,28,941 | 99,071   | 2,16,909 |
| POSTAL ARTICLES . . . Value                                | —        | —       | —       | —       | —         | 2,68,338 | 1,51,222 | 1,62,458 | 1,19,748 | 1,15,941 |
| ALL OTHER ARTICLES OF<br>MERCHANDISE . . . "               | —        | —       | —       | —       | —         | 7,950    | 15,658   | 12,556   | 10,383   | 10,581   |
| GRAND TOTAL  | —        | —       | —       | —       | —         | 2,99,339 | 2,88,532 | 3,29,791 | 2,57,225 | 3,65,047 |

FOREIGN MERCHANDISE

| ARTICLES  | QUANTITY |         |         |         |         | VALUE    |          |          |          |          |
|---|----------|---------|---------|---------|---------|----------|----------|----------|----------|----------|
|   | 1931-32  | 1932-33 | 1933-34 | 1934-35 | 1935-36 | 1931-32  | 1932-33  | 1933-34  | 1934-35  | 1935-36  |
| MACHINERY AND MILLWORK Value                                  | —        | —       | —       | —       | —       | ..       | ..       | ..       | ..       | 27,500   |
| ALL OTHER ARTICLES OF<br>MERCHANDISE . . . "                  | —        | —       | —       | —       | —       | 937      | 5        | 80       | 496      | ..       |
| GRAND TOTAL   | —        | —       | —       | —       | —       | 937      | 5        | 80       | 496      | 27,500   |
| GRAND TOTAL OF INDIAN<br>AND FOREIGN MER-<br>CHANDISE . . . " | —        | —       | —       | —       | —       | 3,00,326 | 2,88,537 | 3,29,871 | 2,57,721 | 3,93,147 |

CELEBES AND OTHER ISLANDS

IMPORTS THEREFROM

| ARTICLES                                     | QUANTITY |           |         |         |         | VALUE   |          |         |         |         |
|--|----------|-----------|---------|---------|---------|---------|----------|---------|---------|---------|
|  | 1931-32  | 1932-33   | 1933-34 | 1934-35 | 1935-36 | 1931-32 | 1932-33  | 1933-34 | 1934-35 | 1935-36 |
| OILS—  |          |           |         |         |         |         |          |         |         |         |
| Mineral—                                     |          |           |         |         |         |         |          |         |         |         |
| Kerosene . . . Gals.                         | ..       | 1,313,023 | ..      | ..      | ..      | ..      | 3,20,688 | ..      | ..      | ..      |
| POSTAL ARTICLES NOT<br>SPECIFIED . . . Value | —        | —         | —       | —       | —       | 2,956   | 4,440    | 3,699   | ..      | ..      |
| ALL OTHER ARTICLES OF<br>MERCHANDISE . . . " | —        | —         | —       | —       | —       | 1,139   | 262      | 9,937   | 7,035   | 4,082   |
| GRAND TOTAL                                  | —        | —         | —       | —       | —       | 4,177   | 3,25,340 | 13,636  | 7,035   | 4,082   |

No. 13—continued

CELEBES AND OTHER ISLANDS—continued  
EXPORTS THERE TO

## INDIAN MERCHANDISE

| ARTICLES  | QUANTITY  |           |           |           |           | VALUE    |          |          |          |          |
|---|-----------|-----------|-----------|-----------|-----------|----------|----------|----------|----------|----------|
|   | 1931-32   | 1932-33   | 1933-34   | 1934-35   | 1935-36   | 1931-32  | 1932-33  | 1933-34  | 1934-35  | 1935-36  |
| CORDAGE AND ROPS . . . Cwts.                                | 254       | 1,141     | 788       | 1,141     | 1,130     | ₪ 6,536  | ₪ 24,509 | ₪ 12,815 | ₪ 13,798 | ₪ 13,560 |
| GRAIN, PULSE, AND FLOUR—<br>Rice not in the husk . . . Tons | ..        | 25        | 175       | 179       | 800       | ..       | 2,034    | 7,994    | 7,918    | 20,067   |
| TEXTILES—<br>Jute—<br>Manufactures—<br>Gunny bags . . . No. | 1,077,000 | 1,272,400 | 2,602,000 | 2,604,400 | 2,644,400 | 2,98,858 | 3,01,613 | 6,23,847 | 5,73,390 | 6,44,934 |
| Gunny cloth . . . Yards                                     | 40,000    | 60,000    | 170,000   | 75,000    | 205,000   | 4,550    | 7,900    | 15,928   | 8,700    | 20,700   |
| Other kinds . . . Value                                     | —         | —         | —         | —         | —         | 7,695    | 12,657   | 13,069   | 15,111   | 10,458   |
| Total Jute manufactures<br>(including twist and yarn)       | —         | —         | —         | —         | —         | 8,10,603 | 8,32,170 | 6,58,239 | 6,02,201 | 6,76,090 |
| POSTAL ARTICLES . . . "                                     | —         | —         | —         | —         | —         | ..       | 123      | 680      | 680      | 1,549    |
| ALL OTHER ARTICLES OF MER-<br>CHANDISE . . . "              | —         | —         | —         | —         | —         | 5,208    | 3,623    | 4,940    | 9,139    | 16,857   |
| GRAND TOTAL . . . "   | —         | —         | —         | —         | —         | 8,22,847 | 4,12,459 | 6,84,577 | 6,83,745 | 7,27,635 |

## FOREIGN MERCHANDISE

| ARTICLES  | QUANTITY |         |         |         |         | VALUE    |          |          |          |          |
|---|----------|---------|---------|---------|---------|----------|----------|----------|----------|----------|
|   | 1931-32  | 1932-33 | 1933-34 | 1934-35 | 1935-36 | 1931-32  | 1932-33  | 1933-34  | 1934-35  | 1935-36  |
| TOTAL VALUE . . .   | —        | —       | —       | —       | —       | ₪ ..     | ₪ 1,800  | ₪ 256    | ₪ ..     | ₪ 1,628  |
| GRAND TOTAL OF INDIAN<br>AND FOREIGN MER-<br>CHANDISE . . . Value | —        | —       | —       | —       | —       | 8,22,847 | 4,14,259 | 6,84,833 | 6,83,745 | 7,29,163 |

## NEW GUINEA (DUTCH)

## IMPORTS THEREFROM

| ARTICLES   | QUANTITY |           |         |         |         | VALUE     |           |         |         |         |
|--|----------|-----------|---------|---------|---------|-----------|-----------|---------|---------|---------|
|  | 1931-32  | 1932-33   | 1933-34 | 1934-35 | 1935-36 | 1931-32   | 1932-33   | 1933-34 | 1934-35 | 1935-36 |
| OILS, MINERAL—<br>Fuel Oils . . . Gals.  | ..       | 877,764   | ..      | ..      | ..      | ..        | 64,864    | ..      | ..      | ..      |
| Petroleum dangerous flash-<br>ing below 73°F. including<br>petrol, benzene and benzol. " | 790,305  | 1,221,702 | ..      | ..      | ..      | 10,37,223 | 16,15,720 | ..      | ..      | ..      |
| All other articles of mer-<br>chandise . . . Value                                       | —        | —         | —       | —       | —       | ..        | 939       | 136     | ..      | ..      |
| GRAND TOTAL . . . "  | —        | —         | —       | —       | —       | 10,37,223 | 16,81,623 | 136     | ..      | ..      |

## EXPORTS THERE TO

## INDIAN MERCHANDISE

| ARTICLES          | QUANTITY |         |         |         |         | VALUE   |         |         |         |         |
|-------------------|----------|---------|---------|---------|---------|---------|---------|---------|---------|---------|
|                   | 1931-32  | 1932-33 | 1933-34 | 1934-35 | 1935-36 | 1931-32 | 1932-33 | 1933-34 | 1934-35 | 1935-36 |
| TOTAL VALUE . . . | —        | —       | —       | —       | —       | ₪ ..    | ₪ 20    | ₪ ..    | ₪ ..    | ₪ ..    |

## FOREIGN MERCHANDISE

Nil

## SIAM

## IMPORTS THEREFROM

| ARTICLES  | QUANTITY      |                |               |             |              | VALUE     |           |           |             |           |
|---|---------------|----------------|---------------|-------------|--------------|-----------|-----------|-----------|-------------|-----------|
|   | 1931-32       | 1932-33        | 1933-34       | 1934-35     | 1935-36      | 1931-32   | 1932-33   | 1933-34   | 1934-35     | 1935-36   |
| CANDLES OF ALL KINDS . . . Lbs.   | 70            | ..             | ..            | ..          | 41,802       | 22        | ..        | ..        | ..          | 11,616    |
| GRAIN, PULSE AND FLOUR—<br>Pulse . . . Tons                                   | ..            | ..             | 48            | 1,129       | 54           | ..        | ..        | 4,384     | 98,247      | 5,625     |
| Rice in the husk . . . "  | ..            | 1              | 3,101         | 39,549      | 22,351       | ..        | 30        | 1,65,186  | 20,05,982   | 12,81,118 |
| Rice not in the husk . . . "  | 2,202         | 14,666         | 54,093        | 240,936     | 82,717       | 2,74,083  | 12,44,367 | 30,06,551 | 1,62,10,404 | 61,11,375 |
| Other sorts . . . "   | ..            | ..             | 59            | 273         | ..           | 40        | ..        | 5,458     | 20,321      | ..        |
| HIDES AND SKINS, RAW { Tons<br>{ Nos.   | 202<br>18,323 | 191<br>116,123 | 162<br>15,715 | 98<br>0,426 | 154<br>7,472 | 95,110    | 71,851    | 59,223    | 35,514      | 48,902    |
| LAC—<br>Stick and seed . . . Cwts.  | ..            | ..             | ..            | 18,409      | 30,480       | ..        | ..        | ..        | 4,46,427    | 4,92,661  |
| SUGAR—<br>Sugar, 23 Dutch Stan-<br>dard and above Pro-<br>tected . . . Tons   | 11            | 21             | 12            | 94          | ..           | 3,310     | 2,520     | 3,104     | 27,343      | ..        |
| TEXTILES—<br>Cotton manufactures<br>(including Twist and<br>Yarn) . . . Value | —             | —              | —             | —           | —            | 630       | 56,509    | 49,675    | 411         | 792       |
| WOOD AND TIMBER—<br>Teak . . . Cubic Tons                                     | 11,263        | 6,807          | 10,253        | 3,794       | 277          | 13,85,549 | 6,63,344  | 10,11,000 | 4,14,751    | 26,616    |
| Other kinds of wood and<br>Timber . . . Value                                 | —             | —              | —             | —           | —            | 68,326    | 1,57,321  | 1,18,619  | 67,575      | 69,800    |
| POSTAL ARTICLES NOT<br>SPECIFIED . . . "                                      | —             | —              | —             | —           | —            | 36,186    | 43,698    | 43,330    | 42,139      | 33,039    |
| ALL OTHER ARTICLES OF<br>MERCHANDISE . . . "                                  | —             | —              | —             | —           | —            | 27,903    | 22,784    | 12,603    | 19,910      | 28,857    |
| GRAND TOTAL . . . "   | —             | —              | —             | —           | —            | 18,01,009 | 22,62,954 | 44,74,758 | 1,93,87,143 | 81,10,401 |

## No. 13—continued

## SIAM—continued

## EXPORTS THERETO

## INDIAN MERCHANDISE

| ARTICLES   | QUANTITY      |         |                 |         |         | VALUE     |          |           |          |          |
|--|---------------|---------|-----------------|---------|---------|-----------|----------|-----------|----------|----------|
|  | 1931-32       | 1932-33 | 1933-34         | 1934-35 | 1935-36 | 1931-32   | 1932-33  | 1933-34   | 1934-35  | 1935-36  |
| BOOKS PRINTED AND PRINTED MATTER (NOT BEING STATIONERY including MAPS AND CHARTS) . Cwts | 29            | 31      | 14              | 16      | 116     | R 2,068   | R 5,164  | R 1,354   | R 1,006  | R 10,370 |
| CANDLES OF ALL KINDS . Lbs.  | 200,096       | 251,240 | 80,863          | 178,125 | 103,181 | 58,237    | 71,045   | 24,345    | 50,097   | 29,020   |
| CHEMICALS AND CHEMICAL PREPARATIONS—   |               |         |                 |         |         |           |          |           |          |          |
| Potassium compounds—   |               |         |                 |         |         |           |          |           |          |          |
| Saltpetre . . . Cwts.  | 697           | 470     | ..              | ..      | ..      | 12,252    | 11,570   | ..        | ..       | ..       |
| COAL AND COKE . . . Tons   | ..            | ..      | ..              | 2,330   | 2,086   | ..        | ..       | ..        | 13,980   | 12,216   |
| COIL, MANUFACTURED (excluding ROPE) . . Cwts.  | 120           | 120     | 100             | 857     | 88      | 2,902     | 2,537    | 3,575     | 11,946   | 1,534    |
| CORDAGE AND ROPE OF VEGETABLE FIBRE (excluding JUTE AND COTTON) . . . Cwts.              | 4,468         | 4,182   | 3,446           | 5,802   | 6,600   | 96,077    | 88,338   | 63,989    | 98,304   | 1,02,030 |
| FODDER, BRAN, AND POLLARDS (excluding OILCAKE) . . Tons                                  | 1,876         | 224     | 14              | 6       | 13      | 57,865    | 7,447    | 250       | 120      | 350      |
| GRAIN, PULSE, AND FLOUR—   |               |         |                 |         |         |           |          |           |          |          |
| Pulse . . . . . "  | 215           | 200     | 164             | 140     | 169     | 31,358    | 28,836   | 19,715    | 16,656   | 21,388   |
| Rice, not in the husk . . . "  | 6,316         | 970     | 253             | 37      | 44      | 4,44,729  | 77,731   | 17,505    | 3,032    | 3,073    |
| Wheat flour . . . . . "  | 318           | 227     | 131             | 141     | 132     | 39,196    | 34,359   | 13,771    | 13,820   | 16,919   |
| Other sorts . . . . . "  | 27            | 15      | 16              | 13      | 34      | 2,505     | 2,599    | 1,959     | 1,454    | 3,023    |
| Total Grain, pulse, and flour . . . . . "  | 6,874         | 1,412   | 564             | 340     | 429     | 5,17,788  | 1,43,525 | 52,950    | 33,971   | 45,008   |
| INSTRUMENTS, APPARATUS AND APPLIANCES AND PARTS THEREOF . . Value                        | —             | —       | —               | —       | —       | 5,758     | 7,860    | 8,087     | 17,844   | 33,111   |
| LAC . . . . . Cwts.  | ..            | ..      | 55              | 195     | 331     | ..        | ..       | 2,150     | 12,490   | 11,686   |
| LEATHER . . . . . Value  | —             | —       | —               | —       | —       | 30,205    | 5,851    | 200       | 365      | 630      |
| OILS—  |               |         |                 |         |         |           |          |           |          |          |
| Essential—   |               |         |                 |         |         |           |          |           |          |          |
| Sandalwood . . . Gals.   | 224           | ..      | ..              | 18      | 5       | 14,000    | ..       | ..        | 1,350    | 350      |
| Vegetable, non-essential—  |               |         |                 |         |         |           |          |           |          |          |
| Groundnut . . . . . "  | ..            | 18,338  | ..              | ..      | 100     | ..        | 33,044   | ..        | ..       | 150      |
| Linseed . . . . . "  | 2,118         | 3,721   | 2,692           | 4,188   | 6,649   | 2,637     | 5,375    | 4,481     | 6,600    | 10,415   |
| Other sorts . . . . . "  | 1,936         | 2,069   | 2,139           | 2,158   | 1,775   | 4,406     | 4,058    | 3,192     | 3,440    | 3,672    |
| Total vegetable, non-essential . . . . . "   | 4,054         | 24,178  | 5,031           | 6,346   | 8,524   | 7,093     | 32,477   | 7,673     | 10,040   | 14,237   |
| Other kinds . . . . . "  | 944           | 412     | ..              | ..      | 400     | 577       | 252      | ..        | ..       | 200      |
| Total Oils . . . . . "   | 5,222         | 24,590  | 5,031           | 6,364   | 8,929   | 21,670    | 32,729   | 7,673     | 11,390   | 14,737   |
| OPPIUM . . . . . { Ounces<br>=Cwts.  | 389<br>=1,086 | ..      | 1,216<br>=1,520 | ..      | ..      | 84,76,000 | ..       | 48,54,000 | ..       | ..       |
| PARAFFIN WAX . . . Tons  | 87            | ..      | ..              | ..      | 15      | 38,540    | ..       | ..        | ..       | 6,300    |
| PROVISIONS AND OILMANS STORES—   |               |         |                 |         |         |           |          |           |          |          |
| Ghee . . . . . Cwts  | 1,073         | 883     | 304             | 869     | 916     | 89,328    | 68,317   | 40,523    | 44,950   | 56,158   |
| Other kinds . . . Value  | —             | —       | —               | —       | —       | 8,113     | 4,013    | 1,196     | 1,985    | 1,940    |
| Total Provisions and Oilmans stores . . . . . "  | —             | —       | —               | —       | —       | 92,501    | 67,330   | 41,722    | 46,935   | 58,098   |
| TEXTILES—  |               |         |                 |         |         |           |          |           |          |          |
| Cotton—  |               |         |                 |         |         |           |          |           |          |          |
| Twist and yarn . . Lbs.  | 1,054,000     | 759,200 | 329,300         | 657,200 | 530,800 | 7,47,421  | 4,04,075 | 4,04,425  | 3,28,240 | 2,64,250 |

No. 13—*continued*  
SIAM—*continued*  
EXPORTS THERETO—*continued*

INDIAN MERCHANDISE—*continued*

| ARTICLES   | QUANTITY  |            |            |            |            | VALUE     |           |           |             |           |
|--|-----------|------------|------------|------------|------------|-----------|-----------|-----------|-------------|-----------|
|  | 1931-32   | 1932-33    | 1933-34    | 1934-35    | 1935-36    | 1931-32   | 1932-33   | 1933-34   | 1934-35     | 1935-36   |
| <b>TXTILES—<i>contd.</i></b>                               |           |            |            |            |            | R         | R         | R         | R           | R         |
| <b>Cotton—<i>contd.</i></b>                                |           |            |            |            |            |           |           |           |             |           |
| Manufactures—  |           |            |            |            |            |           |           |           |             |           |
| Piece-goods—   |           |            |            |            |            |           |           |           |             |           |
| Gray (unbleached) Yards                                    | 22,940    | 7,400      | 129,160    | 1,500      | 1,230      | 7,218     | 2,626     | 53,980    | 600         | 550       |
| White (bleached) . . . "                                   | 8,000     | ..         | ..         | 2,740      | 400        | 2,000     | ..        | ..        | 608         | 160       |
| Coloured, printed, or dyed . . . "                         | 655,568   | 489,441    | 766,067    | 1,068,045  | 1,381,030  | 4,34,845  | 3,21,562  | 4,91,425  | 7,25,918    | 8,69,058  |
| Total Piece-goods . . . "                                  | 686,408   | 496,841    | 894,217    | 1,072,285  | 1,383,260  | 4,44,063  | 3,24,187  | 5,45,405  | 7,27,126    | 9,60,058  |
| Other sorts of manufactures . . . Value                    | —         | —          | —          | —          | —          | 44,350    | 10,735    | 36,861    | 8,680       | ..        |
| Total Cotton manufactures (including twist and yarn) . . . | —         | —          | —          | —          | —          | 12,35,834 | 7,38,927  | 9,82,711  | 10,84,065   | 12,24,808 |
| Haberdashery and millinery . . . "                         | —         | —          | —          | —          | —          | 14,125    | 25        | ..        | 30          | ..        |
| <b>Jute—</b>   |           |            |            |            |            |           |           |           |             |           |
| Manufactures—  |           |            |            |            |            |           |           |           |             |           |
| Gunny bags . . . No.                                       | 6,199,700 | 11,830,300 | 12,830,300 | 42,426,400 | 81,090,300 | 18,50,271 | 31,47,886 | 30,73,575 | 98,18,284   | 72,78,690 |
| Gunny Cloth . . . Yards                                    | 2,000     | 11,600     | 95,000     | 390,000    | 10,900     | 185       | 1,890     | 11,525    | 44,050      | 1,850     |
| Rope and Twine . . . Cwts.                                 | ..        | 332        | 307        | 6,509      | 4,561      | ..        | 2,970     | 3,850     | 79,000      | 49,794    |
| Other kinds . . . Value                                    | —         | —          | —          | —          | —          | ..        | 165       | ..        | 80          | 84        |
| Total Jute manufactures (including twist and yarn) . . .   | —         | —          | —          | —          | —          | 18,50,456 | 31,58,351 | 30,88,950 | 99,36,074   | 73,28,918 |
| <b>Silk—</b>   |           |            |            |            |            |           |           |           |             |           |
| Raw . . . Lbs.   | ..        | 4,027      | 6,181      | 20,648     | 35,454     | ..        | 24,518    | 29,508    | 78,660      | 1,23,574  |
| <b>TOBACCO</b> . . . "                                     | 20,508    | 2,500      | 853        | 2,643      | 651        | 10,504    | 1,516     | 427       | 1,130       | 176       |
| <b>POSTAL ARTICLES</b> . . . Value                         | —         | —          | —          | —          | —          | 70,570    | 1,49,045  | 80,505    | 91,542      | 62,176    |
| <b>ALL OTHER ARTICLES OF MERCHANDISE</b> . . . "           | —         | —          | —          | —          | —          | 46,434    | 36,042    | 24,147    | 16,945      | 36,062    |
| <b>GRAND TOTAL</b> . . . "                                 | —         | —          | —          | —          | —          | 74,37,807 | 45,46,900 | 92,91,178 | 1,14,82,484 | 91,01,409 |

## FOREIGN MERCHANDISE

| ARTICLES   | QUANTITY |         |         |         |         | VALUE   |         |         |         |         |
|--|----------|---------|---------|---------|---------|---------|---------|---------|---------|---------|
|  | 1931-32  | 1932-33 | 1933-34 | 1934-35 | 1935-36 | 1931-32 | 1932-33 | 1933-34 | 1934-35 | 1935-36 |
| <b>BOOKS, PRINTED AND PRINTED MATTER, ETC.</b> . . . Cwts. | 36       | 12      | 47      | 31      | 92      | 4,025   | 1,990   | 10,507  | 15,702  | 10,873  |

No. 13—continued  
SIAM—concluded  
EXPORTS THERETO—concluded

FOREIGN MERCHANDISE—continued

| ARTICLES   | QUANTITY |         |         |         |         | VALUE     |           |           |             |           |
|--|----------|---------|---------|---------|---------|-----------|-----------|-----------|-------------|-----------|
|  | 1931-32  | 1932-33 | 1933-34 | 1934-35 | 1935-36 | 1931-32   | 1932-33   | 1933-34   | 1934-35     | 1935-36   |
|  |          |         |         |         |         | R         | R         | R         | R           | R         |
| MINES AND ORES . . . Tons  | 10       | 0       | 0       | 9       | 4       | 30,809    | 13,551    | 13,500    | 19,712      | 3,059     |
| PROVISIONS AND OILMANS' STORES including FISH AND FRUITS AND VEGETABLES CANNED OR BOTTLED Cwt. | 85       | ..      | 1       | 0       | ..      | 22,250    | ..        | 40        | 1,090       | ..        |
| SUGAR . . . . . Tons   | ..       | ..      | ..      | ..      | 194     | ..        | ..        | ..        | ..          | 26,700    |
| TEXTILES—  |          |         |         |         |         |           |           |           |             |           |
| Cotton—  |          |         |         |         |         |           |           |           |             |           |
| Manufactures—  |          |         |         |         |         |           |           |           |             |           |
| Piece-goods . . . Yards  | 10,462   | 12,174  | 75,192  | ..      | 40      | 2,369     | 4,767     | 14,045    | ..          | 40        |
| Other sorts . . . Value  | —        | —       | —       | —       | —       | 66        | ..        | ..        | ..          | ..        |
| Total Cotton manufactures (including twist and yarn) . . . "                                   | —        | —       | —       | —       | —       | 2,935     | 4,767     | 14,045    | ..          | 40        |
| POSTAL ARTICLES . . . "  | —        | —       | —       | —       | —       | 940       | ..        | ..        | ..          | ..        |
| ALL OTHER ARTICLES OF MERCHANDISE . . . "  | —        | —       | —       | —       | —       | 24,341    | 26,341    | 9,180     | 23,079      | 22,774    |
| GRAND TOTAL . . . "  | —        | —       | —       | —       | —       | 79,060    | 47,279    | 43,178    | 60,185      | 78,043    |
| GRAND TOTAL OF INDIAN AND FOREIGN MERCHANDISE . . . "  | —        | —       | —       | —       | —       | 77,13,867 | 45,94,269 | 38,29,351 | 1,13,42,609 | 91,70,542 |

FRENCH INDO-CHINA.

IMPORTS THEREFROM

| ARTICLES   | QUANTITY |         |         |         |         | VALUE     |           |           |           |           |
|--|----------|---------|---------|---------|---------|-----------|-----------|-----------|-----------|-----------|
|  | 1931-32  | 1932-33 | 1933-34 | 1934-35 | 1935-36 | 1931-32   | 1932-33   | 1933-34   | 1934-35   | 1935-36   |
|  |          |         |         |         |         | R         | R         | R         | R         | R         |
| COAL AND COKE . . . Tons                           | 500      | ..      | ..      | ..      | ..      | 12,000    | ..        | ..        | ..        | ..        |
| GRAIN, PULSE AND FLOUR—                            |          |         |         |         |         |           |           |           |           |           |
| Rice in the husk . . . "                           | 9,030    | ..      | 1,278   | 71,573  | 97,375  | 5,70,267  | ..        | 58,768    | 36,20,898 | 57,85,009 |
| Rice not in the husk . . . "                       | 12,948   | 20,610  | 25,015  | 38,542  | 7,498   | 10,79,867 | 18,35,557 | 15,80,124 | 24,53,548 | 5,85,441  |
| Other sorts . . . . . "                            | ..       | ..      | 268     | 238     | ..      | ..        | ..        | 21,400    | 20,283    | ..        |
| Total Grain, Pulse, etc. . . "                     | 21,978   | 20,610  | 26,561  | 105,655 | 104,873 | 16,50,134 | 18,35,557 | 16,60,292 | 61,03,724 | 63,70,450 |
| HIDES AND SKINS, RAW { Tons                        | 0        | 2       | 1       | 28      | ..      | 1,13,152  | 53,529    | 10,593    | 3,052     | 20        |
| — Non- . . . . . Value                             | 122,853  | 44,757  | 1,398   | 2,876   | 2       |           |           |           |           |           |
| VEHICLES (excluding LOCOMOTIVES, ETC.) . . . Value | —        | —       | —       | —       | —       | ..        | 14,342    | 43,998    | 36,208    | 33,475    |
| WOOD AND TIMBER—                                   |          |         |         |         |         |           |           |           |           |           |
| Timber of all kinds Railway Sleepers—              |          |         |         |         |         |           |           |           |           |           |
| Teak Wood . . . . . Cubic Tons                     | 449      | 429     | 1,251   | 4,748   | 547     | 57,412    | 51,170    | 92,302    | 3,73,282  | 65,196    |
| Other kinds of wood and timber . . . . . Value     | —        | —       | —       | —       | —       | 23,626    | 18,102    | 60,102    | 1,20,117  | 1,25,389  |
| POSTAL ARTICLE NOT SPECIFIED . . . . . "           | —        | —       | —       | —       | —       | 458       | 1,130     | 2,551     | 1,319     | 713       |
| ALL OTHER ARTICLES OF MERCHANDISE . . . "          | —        | —       | —       | —       | —       | 25,802    | 9,454     | 9,459     | 11,948    | 9,418     |
| GRAND TOTAL . . . . .                              | —        | —       | —       | —       | —       | 18,79,594 | 19,36,374 | 18,79,297 | 66,59,740 | 66,04,661 |

No. 13—continued

## FRENCH INDO-CHINA—continued.

## EXPORTS THERETO

## INDIAN MERCHANDISE

| ARTICLES  | QUANTITY        |             |             |             |            | VALUE     |           |           |           |           |
|---|-----------------|-------------|-------------|-------------|------------|-----------|-----------|-----------|-----------|-----------|
|   | 1931-32         | 1932-33     | 1933-34     | 1934-35     | 1935-36    | 1931-32   | 1932-33   | 1933-34   | 1934-35   | 1935-36   |
| Coin (Manufactured) . Cwts.   | ..              | ..          | 2,000       | 3,000       | 11,274     | R         | R         | R         | R         | R         |
| CORDAGE AND ROPE OF VEGETABLE FIBRE (including JUTE AND COTTON) . " | 1,316           | 1,620       | 1,639       | 3,143       | 2,008      | 31,762    | 35,863    | 30,619    | 57,137    | 51,867    |
| METALS AND ORES—  |                 |             |             |             |            |           |           |           |           |           |
| Iron—<br>Pig . . . . . Tons   | 1,010           | ..          | ..          | ..          | ..         | 85,340    | ..        | ..        | ..        | ..        |
| OPIMUM . . . . . { Chests<br>{ Cwts.                                | 1,101<br>=1,876 | 231<br>=351 | 600<br>=750 | 170<br>=212 | ..         | 44,04,000 | 11,24,000 | 24,00,000 | 6,30,000  | ..        |
| PROVISIONS AND OILMAN'S STORES—                                     |                 |             |             |             |            |           |           |           |           |           |
| Ghi . . . . . Cwts.   | 458             | 58          | 43          | 1           | ..         | 35,535    | 4,320     | 3,095     | 60        | ..        |
| TEXTILES—   |                 |             |             |             |            |           |           |           |           |           |
| Cotton—   |                 |             |             |             |            |           |           |           |           |           |
| Raw . . . . . Tons  | 2,625           | 562         | 3,114       | 2,430       | 2,120      | 14,39,000 | 2,86,262  | 16,49,660 | 13,97,506 | 11,30,450 |
| Manufactures—<br>Piece-goods . Yards                                | ..              | 2,700       | 14,700      | 24,210      | 19,200     | ..        | 1,800     | 9,000     | 20,400    | 14,100    |
| Jute—   |                 |             |             |             |            |           |           |           |           |           |
| Manufactures—<br>Gunny bags . . No.                                 | 4,631,706       | 3,537,717   | 7,402,100   | 11,323,300  | 19,303,300 | 12,37,266 | 23,48,417 | 16,70,692 | 26,93,164 | 43,73,401 |
| " cloth . . Yards   | 105,000         | 63,000      | 329,000     | 263,000     | 120,000    | 11,925    | 6,705     | 35,243    | 23,320    | 11,643    |
| Rope and twine . Cwts.  | 2,059           | 1,379       | 1,547       | 1,137       | 62         | 33,439    | 21,270    | 16,275    | 12,022    | 666       |
| Total Jute manufac-<br>tures (including<br>twist and yarn) . Value  | ..              | ..          | ..          | ..          | ..         | 13,31,670 | 22,76,392 | 17,31,115 | 27,33,566 | 43,87,708 |
| TOBACCO—<br>Unmanufactured . . Lbs.                                 | 66,474          | ..          | 2,240       | ..          | ..         | 31,350    | ..        | 1,120     | ..        | ..        |
| POSTAL ARTICLES . Value   | ..              | ..          | ..          | ..          | ..         | 23,537    | 10,550    | 12,621    | 9,335     | 6,442     |
| ALL OTHER ARTICLES<br>OF MERCHANDISE . "                            | ..              | ..          | ..          | ..          | ..         | 19,305    | 12,647    | 7,965     | 14,559    | 16,061    |
| GRAND TOTAL . "   | ..              | ..          | ..          | ..          | ..         | 73,52,019 | 37,51,864 | 53,60,041 | 49,36,975 | 57,07,742 |

## FOREIGN MERCHANDISE

| ARTICLES  | QUANTITY |         |         |         |         | VALUE     |           |           |           |           |
|---|----------|---------|---------|---------|---------|-----------|-----------|-----------|-----------|-----------|
|   | 1931-32  | 1932-33 | 1933-34 | 1934-35 | 1935-36 | 1931-32   | 1932-33   | 1933-34   | 1934-35   | 1935-36   |
| MACHINERY AND MILL WORK Value                                     | ..       | ..      | ..      | ..      | ..      | R         | R         | R         | R         | R         |
| POSTAL ARTICLES . "   | ..       | ..      | ..      | ..      | ..      | 633       | 134       | ..        | 768       | 772       |
| ALL OTHER ARTICLES OF MER-<br>CHANDISE . . . . . "                | ..       | ..      | ..      | ..      | ..      | 7,439     | 17,730    | 3,122     | 733       | 4,927     |
| GRAND TOTAL . "   | ..       | ..      | ..      | ..      | ..      | 8,102     | 17,914    | 3,122     | 14,346    | 6,066     |
| GRAND TOTAL OF INDIAN<br>AND FOREIGN MER-<br>CHANDISE . . . . . " | ..       | ..      | ..      | ..      | ..      | 73,60,121 | 37,69,778 | 53,63,163 | 49,51,321 | 57,13,828 |



No. 13—continued

PHILIPPINES

IMPORTS THEREFROM

| ARTICLES  | QUANTITY |         |         |         |         | VALUE    |          |          |          |          |
|---|----------|---------|---------|---------|---------|----------|----------|----------|----------|----------|
|   | 1931-32  | 1932-33 | 1933-34 | 1934-35 | 1935-36 | 1931-32  | 1932-33  | 1933-34  | 1934-35  | 1935-36  |
| CORDAGE AND ROPE OF VEGETABLE FIBRE (excluding JUTE AND COTTON) Cwts. | 5,264    | 1,736   | 4,137   | 7,779   | 7,306   | 1,16,032 | 40,130   | 63,657   | 1,17,054 | 1,11,856 |
| PROVISION AND OILMAN'S STORES . . . Value                             | —        | —       | —       | —       | —       | 5,587    | 1,920    | 16,823   | 24,567   | 43,166   |
| TEXTILES—<br>Hemp, raw . . . Cwts.                                    | 11,791   | 14,876  | 18,510  | 18,886  | 21,782  | 1,80,871 | 2,20,630 | 2,20,652 | 1,92,882 | 2,63,378 |
| TOBACCO—<br>Unmanufactured . Lbs.                                     | 184,510  | 4,938   | ..      | ..      | ..      | 1,46,732 | 3,184    | ..       | ..       | ..       |
| Manufactured—<br>Cigars . . . . "                                     | 14,071   | 10,628  | 9,720   | 7,435   | 8,704   | 57,523   | 49,592   | 31,032   | 28,925   | 32,660   |
| Others . . . . "  | ..       | 14      | 2       | 14      | ..      | ..       | 51       | 9        | 14       | ..       |
| Total Tobacco . . . "   | 148,581  | 15,575  | 9,722   | 7,499   | 8,704   | 2,04,252 | 52,327   | 31,041   | 28,939   | 32,660   |
| POSTAL ARTICLES NOT SPECIFIED . . . Value                             | —        | —       | —       | —       | —       | 7        | ..       | ..       | 2        | 6        |
| ALL OTHER ARTICLES OF MERCHANDISE . . . "                             | —        | —       | —       | —       | —       | 5,504    | 5,329    | 7,949    | 11,727   | 19,540   |
| GRAND TOTAL . . . "   | —        | —       | —       | —       | —       | 5,11,823 | 3,20,886 | 3,45,322 | 3,75,171 | 4,91,100 |

EXPORTS THERETO

INDIAN MERCHANDISE

| ARTICLES   | QUANTITY   |            |            |            |            | VALUE     |           |           |           |           |
|--|------------|------------|------------|------------|------------|-----------|-----------|-----------|-----------|-----------|
|  | 1931-32    | 1932-33    | 1933-34    | 1934-35    | 1935-36    | 1931-32   | 1932-33   | 1933-34   | 1934-35   | 1935-36   |
| COAL AND COKE—<br>Coal . . . Tons                            | 27,007     | 8,278      | 6,242      | ..         | ..         | 3,17,769  | 69,224    | 89,012    | ..        | ..        |
| FODDER, BEAN, AND POLLARDS (excluding OILCAKE) . . . "       | 70         | ..         | 15         | 15         | ..         | 11,800    | ..        | 1,200     | 1,200     | ..        |
| LAC—<br>Shell . . . Cwts.                                    | 877        | 1,457      | 777        | 871        | 1,238      | 48,325    | 53,163    | 27,181    | 55,454    | 41,310    |
| OILS—<br>Vegetable, non-essential—<br>Linseed . . . Gals.    | 14,130     | 16,432     | 23,800     | 3,000      | 17,294     | 24,023    | 22,302    | 41,637    | 5,200     | 30,052    |
| Other sorts . . . "  | 840        | 12         | 24         | 840        | 654        | 5,548     | 40        | 26        | 4,480     | 3,788     |
| Total Vegetable, non-essential . . . "                       | 17,080     | 16,444     | 23,824     | 3,840      | 18,248     | 29,576    | 22,302    | 41,663    | 9,680     | 33,840    |
| PARAFFIN WAX . . . Tons                                      | 225        | ..         | ..         | ..         | ..         | 1,15,500  | ..        | ..        | ..        | ..        |
| PROVISIONS AND OILMAN'S STORES . . . Value                   | —          | —          | —          | —          | —          | 11,175    | 3,623     | 6,133     | 4,311     | 3,703     |
| TEXTILES—<br>Jute—<br>Manufactures—<br>Gunny bags . . No.    | 5,557,800  | 5,679,200  | 6,381,000  | 4,472,600  | 5,294,800  | 10,17,802 | 11,98,253 | 12,41,424 | 8,60,862  | 9,36,360  |
| .. cloth . . . Yards   | 16,177,000 | 20,982,000 | 17,810,600 | 13,665,130 | 17,438,000 | 24,59,642 | 33,32,371 | 27,37,499 | 19,92,210 | 22,12,224 |
| Other kinds . . . Value                                      | —          | —          | —          | —          | —          | 5,020     | 4,994     | 1,012     | 653       | 4,439     |
| Total Jute Manufactures (including Twist and Yarn) . . . . " | —          | —          | —          | —          | —          | 34,82,465 | 45,35,618 | 40,09,945 | 27,53,230 | 33,03,022 |

No. 13--continued

PHILIPPINES--continued  
EXPORTS THERETO--continued

## INDIAN MERCHANDISE--continued

| ARTICLES   | QUANTITY |         |         |         |         | VALUE          |                |                |                |                |
|--|----------|---------|---------|---------|---------|----------------|----------------|----------------|----------------|----------------|
|  | 1931-32  | 1932-33 | 1933-34 | 1934-35 | 1935-36 | 1931-32        | 1932-33        | 1933-34        | 1934-35        | 1935-36        |
| POSTAL ARTICLES . . . Value                        | —        | —       | —       | —       | —       | R<br>9,307     | R<br>5,585     | R<br>8,228     | R<br>6,640     | R<br>14,647    |
| ALL OTHER ARTICLES OF MER-<br>CHANDISE . . . . . " | —        | —       | —       | —       | —       | R<br>24,193    | R<br>55,589    | R<br>15,057    | R<br>23,594    | R<br>24,657    |
| GRAND TOTAL . . . . . "                            | —        | —       | —       | —       | —       | R<br>40,50,070 | R<br>47,50,809 | R<br>41,48,494 | R<br>28,54,100 | R<br>34,26,186 |

## FOREIGN MERCHANDISE

| ARTICLES  | QUANTITY |         |         |         |         | VALUE          |                |                |                |                |
|---|----------|---------|---------|---------|---------|----------------|----------------|----------------|----------------|----------------|
|   | 1931-32  | 1932-33 | 1933-34 | 1934-35 | 1935-36 | 1931-32        | 1932-33        | 1933-34        | 1934-35        | 1935-36        |
| POSTAL ARTICLES . . . Value                                       | —        | —       | —       | —       | —       | R<br>1,988     | R<br>452       | R<br>—         | R<br>720       | R<br>9,802     |
| ALL OTHER ARTICLES OF MER-<br>CHANDISE . . . . . "                | —        | —       | —       | —       | —       | R<br>18,780    | R<br>24,844    | R<br>4,258     | R<br>6,878     | R<br>1,889     |
| GRAND TOTAL . . . . . "   | —        | —       | —       | —       | —       | R<br>20,713    | R<br>25,296    | R<br>4,258     | R<br>7,604     | R<br>11,691    |
| GRAND TOTAL OF IN-<br>DIAN AND FOREIGN<br>MERCHANDISE . . . . . " | —        | —       | —       | —       | —       | R<br>40,70,783 | R<br>47,76,105 | R<br>41,52,752 | R<br>28,61,713 | R<br>34,87,880 |

MACÃO  
IMPORTS THEREFROM

| ARTICLES    | QUANTITY |         |         |         |         | VALUE   |          |         |         |         |
|-------------|----------|---------|---------|---------|---------|---------|----------|---------|---------|---------|
|             | 1931-32  | 1932-33 | 1933-34 | 1934-35 | 1935-36 | 1931-32 | 1932-33  | 1933-34 | 1934-35 | 1935-36 |
| TOTAL VALUE | —        | —       | —       | —       | —       | R<br>—  | R<br>910 | R<br>—  | R<br>—  | R<br>—  |

## EXPORTS THERETO

## INDIAN MERCHANDISE

*Nil*

## FOREIGN MERCHANDISE

*Nil*

## PORTUGUESE TIMOR \*

## IMPORTS THEREFROM

*Nil*

## EXPORTS THERETO

## INDIAN MERCHANDISE

| ARTICLES    | QUANTITY |         |         |         |         | VALUE   |         |         |         |         |
|-------------|----------|---------|---------|---------|---------|---------|---------|---------|---------|---------|
|             | 1931-32  | 1932-33 | 1933-34 | 1934-35 | 1935-36 | 1931-32 | 1932-33 | 1933-34 | 1934-35 | 1935-36 |
| TOTAL VALUE | —        | —       | —       | —       | —       | R<br>—  | R<br>—  | R<br>—  | R<br>—  | R<br>—  |

## FOREIGN MERCHANDISE

*Nil*

\* Separately specified from 1933-34.

No. 13—continued

JAPAN  
IMPORTS THEREFROM

| ARTICLES   | QUANTITY  |           |           |           |            | VALUE     |           |           |           |           |
|--|-----------|-----------|-----------|-----------|------------|-----------|-----------|-----------|-----------|-----------|
|  | 1931-32   | 1932-33   | 1933-34   | 1934-35   | 1935-36    | 1931-32   | 1932-33   | 1933-34   | 1934-35   | 1935-36   |
|  |           |           |           |           |            | R         | R         | R         | R         | R         |
| ANIMALS, LIVING . . . No.  | 1,932     | 2         | 4         | 2,072     | 1,957      | 10,121    | 536       | 1,206     | 5,873     | 2,805     |
| APPAREL (excluding HOSIERY AND BOOTS AND SHOES)—   |           |           |           |           |            |           |           |           |           |           |
| Apparel (including drapery, uniforms, and accoutrements (a) . . . Value                  | —         | —         | —         | —         | —          | 15,25,068 | 13,62,200 | 21,06,508 | —         | 19,32,430 |
| Cotton knitted fabrics (b) Lbs.  | —         | —         | —         | 65,838    | —          | —         | —         | —         | 92,014    | —         |
| Woolen knitted apparel (b) . .   | —         | —         | —         | 220,505   | —          | —         | —         | —         | 6,43,107  | —         |
| Others (b) . . . Value   | —         | —         | —         | —         | —          | —         | —         | —         | 16,58,141 | —         |
| Hats, caps, bonnets and hatter's ware . . .  | —         | —         | —         | —         | —          | 4,72,305  | 6,77,316  | 3,35,188  | 10,00,409 | 8,74,680  |
| Second-hand Clothing . . .   | —         | —         | —         | —         | —          | 14,550    | 560       | 2,258     | 97        | 450       |
| Water-proofed Clothing . . .   | —         | —         | —         | —         | —          | 4,421     | 11,636    | 44,189    | 1,01,810  | 1,10,597  |
| Others . . .   | —         | —         | —         | —         | —          | 44        | 6,433     | 27        | ..        | 523       |
| Total Apparel, etc. . .  | —         | —         | —         | —         | —          | 20,76,368 | 25,43,147 | 30,18,168 | 35,01,895 | 29,18,738 |
| ASBESTOS—  |           |           |           |           |            |           |           |           |           |           |
| Manufactures—  |           |           |           |           |            |           |           |           |           |           |
| Asbestos Packing . . .   | —         | —         | —         | —         | —          | 10,656    | 7,456     | 9,870     | 1,087     | 2,004     |
| Other manufactures . . .   | —         | —         | —         | —         | —          | 459       | 718       | 12,764    | 15,923    | 11,181    |
| Total Asbestos manufactures . .  | —         | —         | —         | —         | —          | 11,115    | 8,174     | 22,634    | 18,010    | 13,185    |
| BELTING FOR MACHINERY . . .  | —         | —         | —         | —         | —          | 1,54,962  | 3,27,900  | 3,56,316  | 4,64,560  | 5,27,068  |
| BOBBINS . . .  | —         | —         | —         | —         | —          | 2,64,398  | 4,74,532  | 5,20,613  | 7,73,880  | 7,94,275  |
| BOOKS PRINTED, AND PRINTED MATTER (not being STATIONERY), including MAPS AND CHARTS GWR. | 251       | 288       | 423       | 520       | 629        | 19,761    | 18,068    | 32,597    | 34,065    | 33,359    |
| BOOTS AND SHOES—   |           |           |           |           |            |           |           |           |           |           |
| All leather . . . Pairs  | 1,560     | 14,316    | 21,264    | 12,645    | 12,308     | 2,329     | 10,891    | 24,163    | 17,734    | 15,716    |
| Rubber Soled—  |           |           |           |           |            |           |           |           |           |           |
| With Canvas uppers . . .   | 6,051,116 | 6,076,585 | 5,815,679 | 2,740,629 | 1,968,232  | 33,82,717 | 28,03,049 | 23,27,035 | 15,24,803 | 11,49,936 |
| With uppers of leather or other materials . . .  | 129,714   | 85,054    | 102,431   | 155,649   | 5,417      | 63,686    | 23,723    | 75,743    | 83,266    | 5,409     |
| All rubber . . .   | 2,532,001 | 732,060   | 641,360   | 624,992   | 863,237    | 9,06,096  | 3,04,640  | 2,06,537  | 2,91,945  | 1,72,069  |
| Of other materials . . .   | 19,852    | 33,745    | 33,417    | 35,756    | 32,394     | 11,765    | 13,479    | 17,493    | 57,147    | 27,934    |
| Total Boots and Shoes . . .  | 8,784,243 | 6,891,760 | 6,619,551 | 3,619,671 | 2,376,678  | 43,72,493 | 31,56,632 | 32,41,033 | 19,79,395 | 13,71,154 |
| BRUSHES AND BROOMS—  |           |           |           |           |            |           |           |           |           |           |
| Brushes—   |           |           |           |           |            |           |           |           |           |           |
| Toilet brushes . . . Dozen   | 94,897    | 267,668   | 112,255   | 329,033   | 231,177    | 53,228    | 1,21,336  | 57,533    | 1,05,714  | 1,03,315  |
| Other brushes . . .  | 58,639    | 112,930   | 113,066   | 173,903   | 170,220    | 36,238    | 77,363    | 94,131    | 1,23,362  | 1,01,529  |
| Brooms . . .   | 30        | 23        | 70        | 4         | 19         | 125       | 130       | 119       | 23        | 52        |
| Total Brushes and Brooms . . .   | 153,566   | 380,621   | 235,391   | 407,940   | 401,416    | 89,702    | 1,98,779  | 1,51,833  | 2,29,599  | 2,09,396  |
| BUILDING AND ENGINEERING MATERIALS, other than OF IRON, STEEL, OR WOOD—                  |           |           |           |           |            |           |           |           |           |           |
| Cement—  |           |           |           |           |            |           |           |           |           |           |
| Portland . . . Tons  | 22,976    | 33,772    | 27,373    | 17,319    | 9,236      | 9,45,243  | 3,00,699  | 5,53,331  | 3,63,640  | 1,33,446  |
| Other kinds . . .  | 22        | 592       | 112       | 139       | 345        | 2,120     | 3,914     | 5,210     | 10,354    | 19,759    |
| Shalk and lime (excluding French Chalk) . . . Cwts.                                      | 5         | 23        | 2,796     | 5,317     | 9,091      | 38        | 223       | 9,497     | 17,060    | 13,645    |
| Clay . . . Tons  | 3         | 2         | 9         | 300       | 4,002      | 11        | 10        | 26        | 1,952     | 10,429    |
| Tiles . . . No.  | 1,563,943 | 5,004,923 | 9,619,333 | 9,552,316 | 12,724,773 | 1,90,416  | 3,35,719  | 5,21,335  | 5,53,970  | 7,77,549  |
| Other kinds . . . Value  | —         | —         | —         | —         | —          | 1,265     | 1,695     | 3,314     | 7,643     | 14,443    |
| Total Building and Engineering materials, etc. . .                                       | —         | —         | —         | —         | —          | 11,39,113 | 11,97,260 | 11,03,763 | 9,60,733  | 10,29,271 |
| BUTTONS OF ALL SORTS—  |           |           |           |           |            |           |           |           |           |           |
| Metal . . .  | —         | —         | —         | —         | —          | 436       | 12,153    | 76,037    | 63,260    | 71,491    |
| Other sorts . . .  | —         | —         | —         | —         | —          | 4,23,337  | 7,11,596  | 6,04,553  | 10,33,053 | 9,29,426  |
| Total Buttons . . .  | —         | —         | —         | —         | —          | 4,24,328  | 7,23,749  | 6,80,602  | 11,56,313 | 10,00,917 |

(a) Discontinued and shown under sub-heads in 1934-35.  
(b) Separately recorded in 1934-35 and discontinued from 1935-36.

## No. 13—continued

## JAPAN—continued

## IMPORTS THEREFROM—continued

| ARTICLES   | QUANTITY |         |           |           |           | VALUE     |           |           |           |           |
|--|----------|---------|-----------|-----------|-----------|-----------|-----------|-----------|-----------|-----------|
|  | 1931-32  | 1932-33 | 1933-34   | 1934-35   | 1935-36   | 1931-32   | 1932-33   | 1933-34   | 1934-35   | 1935-36   |
| CANDLES OF ALL KINDS . Lbs.  | 93       | 1,322   | 4,748     | 92,499    | 58,294    | B 84      | B 301     | B 1,344   | B 16,618  | B 11,372  |
| CHEMICALS AND CHEMICAL PREPARATIONS (excluding CHEMICAL MANURES AND MEDICINES)—                          |          |         |           |           |           |           |           |           |           |           |
| Acids . . . . . Cwts.  | 49       | 60      | 7,230     | 3,912     | 3,216     | 723       | 614       | 93,511    | 80,553    | 62,349    |
| Alum . . . . . "   | ..       | 5,000   | 1,897     | 822       | 400       | ..        | 19,167    | 9,900     | 5,982     | 3,428     |
| Ammonia and Salts thereof . . . . . "  | ..       | 15      | 438       | 72        | 259       | 3         | 652       | 12,300    | 1,555     | 4,345     |
| Bleaching Materials . . . . . "  | ..       | 534     | 3,025     | 5,188     | 24,952    | ..        | 8,818     | 46,421    | 72,047    | 1,68,146  |
| Carbide of Calcium . . . . . "   | 14,945   | 22,704  | 21,931    | 26,845    | 32,091    | 2,07,510  | 2,30,380  | 2,46,550  | 2,54,685  | 2,64,997  |
| Disinfectants . . . . . "  | 308      | 818     | 2,256     | 1,264     | 1,843     | 29,226    | 34,124    | 50,829    | 88,891    | 73,301    |
| Magnesium Compounds . . . . . "  | ..       | 248     | 13,322    | 12,716    | 19,476    | ..        | 2,395     | 56,587    | 1,41,583  | 2,01,978  |
| Potassium compounds—   |          |         |           |           |           |           |           |           |           |           |
| Bichromate . . . . . "   | 82       | 112     | 756       | 1,001     | 1,691     | 2,607     | 3,731     | 26,957    | 26,941    | 40,412    |
| Chlorate . . . . . "   | 250      | 310     | 3,418     | 6,457     | 15,452    | 4,747     | 7,465     | 2,02,296  | 1,41,433  | 2,86,964  |
| Other sorts . . . . . "  | 82       | 146     | 149       | 843       | 297       | 83,390    | 97,240    | 43,776    | 23,998    | 21,056    |
| Total Potassium compounds . . . . . "  | 414      | 568     | 9,323     | 7,801     | 17,440    | 90,744    | 1,08,436  | 2,78,029  | 1,92,867  | 3,48,432  |
| Sodium Compounds—  |          |         |           |           |           |           |           |           |           |           |
| Bicarbonate of Soda (sodium bicarbonate) . . . . . "   | ..       | 3,717   | 20,225    | 18,966    | 20,730    | ..        | 26,048    | 1,29,306  | 1,18,834  | 98,961    |
| Sodium Bichromate . . . . . "  | ..       | 18      | 89        | 1,649     | 3,111     | ..        | 460       | 578       | 33,085    | 78,001    |
| Borax . . . . . "  | 5        | ..      | 4,358     | 12,804    | 12,011    | 34        | ..        | 40,787    | 1,17,474  | 98,264    |
| Caustic Soda (Sodium hydroxide) . . . . . "  | ..       | 4,800   | 16,042    | 31,066    | 32,827    | ..        | 49,666    | 1,89,674  | 2,56,616  | 2,99,643  |
| Sodium Carbonate (soda ash and soda crystals) . . . . . "  | ..       | 50,878  | 50,478    | 145,120   | 98,491    | ..        | 2,71,084  | 2,68,638  | 7,05,163  | 4,02,898  |
| Sodium Silicate . . . . . "  | ..       | 401     | 3,231     | 2,720     | 2,637     | ..        | 3,080     | 26,566    | 20,038    | 14,363    |
| Soda Sulphide . . . . . "  | 4,871    | 12,398  | 17,795    | 4,785     | 10,841    | 33,966    | 64,799    | 79,350    | 27,866    | 53,713    |
| Other sorts . . . . . "  | 20       | 1,094   | 682       | 611       | 1,651     | 211       | 9,036     | 4,768     | 10,465    | 9,881     |
| Total Sodium compounds . . . . . "   | 4,896    | 72,741  | 112,890   | 218,630   | 152,299   | 34,241    | 4,21,218  | 7,34,512  | 18,88,551 | 10,51,324 |
| Sulphur (Trimstone) . . . . . "  | 1,527    | 31,212  | 97,123    | 118,890   | 247,534   | 29,276    | 1,48,689  | 3,78,951  | 4,12,691  | 8,23,741  |
| Zinc compounds . . . . . "   | ..       | 397     | 312       | 4,185     | 5,196     | ..        | 3,805     | 4,425     | 59,043    | 75,197    |
| Other sorts of Chemicals . . . . . Value   | —        | —       | —         | —         | —         | 2,44,851  | 2,94,290  | 3,74,062  | 3,58,074  | 6,17,798  |
| Total Chemicals and chemical preparations (excluding chemical manures and medicines) . . . . . "         | —        | —       | —         | —         | —         | 6,36,644  | 13,25,538 | 22,81,077 | 30,00,973 | 35,94,924 |
| CHINESE AND JAPANESE WARE (including LACQUERED WARE, BUT excluding BATHENWARE AND PORCELAIN) . . . . . " | —        | —       | —         | —         | —         | 21,698    | 11,750    | 24,669    | 28,174    | 22,410    |
| CLOCKS AND WATCHES AND PARTS THEREOF— (Clocks and timepieces No.   | 33,622   | 156,338 | 256,067   | 246,180   | 303,735   | 1,81,297  | 4,24,315  | 6,81,422  | 6,03,058  | 7,72,042  |
| Watches . . . . . "  | 376      | 508     | 1,029     | 10,012    | 1,580     | 1,971     | 2,525     | 3,898     | 19,494    | 6,097     |
| Parts of clocks and watches . . . . . Value  | —        | —       | —         | —         | —         | 30,390    | 38,244    | 37,241    | 56,560    | 55,965    |
| Total Clocks and Watches . . . . . "   | —        | —       | —         | —         | —         | 2,13,656  | 4,65,584  | 7,22,556  | 7,69,652  | 8,34,104  |
| COAL AND COKE—   |          |         |           |           |           |           |           |           |           |           |
| Coal . . . . . Tons  | 826      | 117     | 820       | 1,818     | ..        | 16,410    | 3,904     | 5,000     | 34,008    | ..        |
| CORDAGE AND ROPE OF VEGETABLE FIBRE (excluding JUTE AND COTTON) Cwts.                                    | 191      | 169     | 1,402     | 3,686     | 11,266    | 4,308     | 4,305     | 22,993    | 48,650    | 1,34,292  |
| Other sorts . . . . . Value  | —        | —       | —         | —         | —         | 42,435    | 1,59,251  | 3,19,126  | 3,47,489  | 2,62,549  |
| CUTLERY . . . . . Value  | —        | —       | —         | —         | —         | —         | —         | —         | —         | —         |
| DRUGS AND MEDICINES (excluding CHEMICALS AND NARCOTICS)—   |          |         |           |           |           |           |           |           |           |           |
| Camphor . . . . . Lbs.   | 150,963  | 747,714 | 1,033,678 | 1,071,683 | 1,227,721 | 3,49,311  | 11,76,538 | 13,60,065 | 12,18,108 | 12,98,797 |
| Proprietary and patent medicines . . . . . Value   | —        | —       | —         | —         | —         | 11,710    | 3,121     | 21,137    | 14,251    | 19,542    |
| Other sorts of drugs and medicines . . . . . "   | —        | —       | —         | —         | —         | 3,93,835  | 7,46,725  | 6,50,736  | 3,25,080  | 6,00,207  |
| Total Drugs and Medicines, etc. . . . . "  | —        | —       | —         | —         | —         | 17,57,856 | 19,31,434 | 19,31,938 | 15,57,449 | 19,18,546 |
| DYEING AND TANNING SUBSTANCES—   |          |         |           |           |           |           |           |           |           |           |
| Dyes obtained from coal tar—   |          |         |           |           |           |           |           |           |           |           |
| Aniline (a) . . . . . Lbs.   | 7,480    | —       | —         | —         | —         | 34,306    | —         | —         | —         | —         |
| Congo-red (b) . . . . . "  | —        | 15,556  | 54,837    | 85,247    | 184,775   | —         | 13,017    | 39,942    | 51,163    | 1,13,894  |
| Coupling dyes of the Naphthol group (c) . . . . . "  | —        | 22,609  | 91,748    | —         | —         | —         | 1,06,558  | 3,19,210  | —         | —         |
| Naphthol (d) . . . . . "   | —        | —       | —         | 83,987    | 105,056   | —         | —         | —         | 2,26,954  | 2,41,312  |
| Bases (e) . . . . . "  | —        | —       | —         | 20,853    | 36,128    | —         | —         | —         | 52,436    | 60,941    |
| Vats . . . . . "   | ..       | 4,658   | 23,456    | 11,138    | 29,642    | ..        | 32,612    | 1,89,139  | 81,892    | 1,15,176  |
| Sulphur black (f) . . . . . "  | —        | 79,334  | 693,914   | 717,811   | 642,998   | —         | 29,910    | 2,72,942  | 2,23,738  | 1,59,934  |
| Other sorts . . . . . Value  | —        | —       | —         | —         | —         | 5         | 85,744    | 2,26,049  | 3,38,167  | 5,47,338  |
| Total Dyeing and Tanning substances . . . . . "  | —        | —       | —         | —         | —         | 34,311    | 2,67,889  | 9,97,342  | 10,19,349 | 12,38,398 |

(a) Sub divided into new heads from 1932-33.

(b) Separately recorded from 1932-33.

(c) " " " and sub-divided from 1934-35;

(d) " " " " 1934-35.

| ARTICLES  | QUANTITY  |           |            |            |            | VALUE     |           |           |           |           |
|---|-----------|-----------|------------|------------|------------|-----------|-----------|-----------|-----------|-----------|
|   | 1931-32   | 1932-33   | 1933-34    | 1934-35    | 1935-36    | 1931-32   | 1932-33   | 1933-34   | 1934-35   | 1935-36   |
|   |           |           |            |            |            | R         | R         | R         | R         | R         |
| <b>EARthenWARE AND PORCELAIN (excluding PIPES OF EARthenWARE)—</b>                  |           |           |            |            |            |           |           |           |           |           |
| Earthenware . . . Value   | —         | —         | —          | —          | —          | 8,18,980  | 4,05,616  | 3,94,540  | 2,56,206  | 3,22,331  |
| Porcelain—  |           |           |            |            |            |           |           |           |           |           |
| Electrical . . . "  | —         | —         | —          | —          | —          | 26,800    | 46,685    | 23,547    | 33,219    | 60,840    |
| Other kinds . . . "   | —         | —         | —          | —          | —          | 13,33,681 | 26,16,012 | 21,70,675 | 22,59,841 | 22,31,962 |
| Total Earthenware and Porcelain . . . "   | —         | —         | —          | —          | —          | 16,74,361 | 31,58,563 | 25,94,762 | 25,52,266 | 26,15,133 |
| <b>FIBROUSE . . . Libs.</b>   | 25,119    | 30,934    | 21,845     | 38,191     | 35,258     | 10,179    | 13,603    | 6,517     | 10,035    | 9,916     |
| <b>FISH (excluding CANNED FISH)—</b>  |           |           |            |            |            |           |           |           |           |           |
| Fish, dry, unsalted . . . Cwts.   | 395       | 2         | 130        | 908        | 1,071      | 21,437    | 26        | 9,964     | 41,781    | 50,554    |
| Other sorts . . . "   | 662       | 232       | 169        | 331        | 441        | 26,252    | 7,848     | 5,044     | 7,838     | 9,761     |
| Total Fish . . . "  | 1,055     | 234       | 329        | 1,234      | 1,512      | 47,689    | 7,874     | 12,008    | 49,619    | 60,315    |
| <b>FRUITS AND VEGETABLES—</b>   |           |           |            |            |            |           |           |           |           |           |
| Fresh fruits and vegetables . . . Value   | —         | —         | —          | —          | —          | 49,161    | 1,88,482  | 2,23,721  | 3,67,355  | 3,37,490  |
| Fruits and vegetables: dried, salted, or preserved not being canned or bottled Tons | 6         | 5         | 70         | 5          | 11         | 2,863     | 995       | 5,791     | 6,027     | 10,003    |
| Total Fruits and Vegetables . . . Value   | —         | —         | —          | —          | —          | 51,024    | 1,89,477  | 2,29,512  | 3,73,382  | 3,48,093  |
| <b>FURNITURE AND CABINETWARE—</b>   |           |           |            |            |            |           |           |           |           |           |
| Furniture of wood (other than bedsteads) . . . "                                    | —         | —         | —          | —          | —          | 16,694    | 29,999    | 20,991    | 21,679    | 19,658    |
| Furniture of other materials (other than bedsteads) . . . "                         | —         | —         | —          | —          | —          | 39,324    | 78,005    | 84,881    | 58,411    | 58,208    |
| Other sorts . . . "   | —         | —         | —          | —          | —          | 818       | 4,531     | 10,778    | 9,470     | 29,350    |
| Total Furniture and Cabinetware . . . "   | —         | —         | —          | —          | —          | 56,836    | 1,07,535  | 1,16,650  | 89,560    | 1,07,716  |
| <b>GELATINE . . . Cwts.</b>   | 224       | 79        | ..         | 17         | 28         | 11,276    | 1,763     | ..        | 1,179     | 1,390     |
| <b>GLASS AND GLASSWARE—</b>   |           |           |            |            |            |           |           |           |           |           |
| Bangles . . . Value   | —         | —         | —          | —          | —          | 15,07,662 | 22,33,214 | 13,33,554 | 17,71,069 | 19,52,757 |
| Beads and false pearls . . . Cwts.  | 7,925     | 16,057    | 14,175     | 10,679     | 11,502     | 3,37,469  | 5,45,206  | 5,16,533  | 4,04,275  | 5,17,067  |
| Bottles and phials—   |           |           |            |            |            |           |           |           |           |           |
| Soda water bottles Gross  | 1,686     | 1,237     | 1,602      | 2,551      | 19,567     | 34,547    | 29,993    | 29,154    | 47,467    | 2,21,715  |
| Others . . . "  | 339,314   | 631,953   | 670,151    | 650,341    | 854,724    | 8,14,939  | 11,84,523 | 9,97,183  | 11,57,166 | 13,52,424 |
| Funnels, globes, and glass parts of lamps . . . Value                               | —         | —         | —          | —          | —          | 69,730    | 97,909    | 1,05,937  | 1,05,020  | 1,32,371  |
| Scientific glassware . . . "  | —         | —         | —          | —          | —          | 3,123     | 12,303    | 14,177    | 14,337    | 12,035    |
| Sheet and Plate . . . Sq. ft.   | 2,193,300 | 4,377,669 | 10,249,200 | 13,541,735 | 13,479,366 | 1,16,653  | 2,35,895  | 5,53,853  | 6,35,095  | 5,22,542  |
| Tableware (including decanters, tumblers, etc.) . . . Value                         | —         | —         | —          | —          | —          | 3,48,639  | 4,17,734  | 4,06,135  | 4,44,461  | 3,76,063  |
| Other glassware . . . "   | —         | —         | —          | —          | —          | 9,35,135  | 13,08,447 | 17,39,539 | 18,19,533 | 20,25,942 |
| Total Glass and Glassware . . . "   | —         | —         | —          | —          | —          | 42,01,938 | 65,45,239 | 57,01,065 | 64,49,278 | 65,17,571 |
| <b>GLUE . . . Cwts.</b>   | 2,537     | 4,060     | 4,360      | 2,249      | 3,140      | 1,16,237  | 1,27,350  | 1,32,133  | 61,162    | 92,409    |
| <b>GRAIN, PULSE, AND FLOUR—</b>   |           |           |            |            |            |           |           |           |           |           |
| Rice not in the husk . . . Tons   | 377       | 107       | 4,334      | 3,093      | 65         | 62,335    | 15,767    | 3,00,523  | 1,31,712  | 12,734    |
| Other sorts . . . "   | 22        | 5         | 52         | 43         | 33         | 3,413     | 1,578     | 5,644     | 4,777     | 4,613     |
| Total Grain, Pulse and Flour . . . "  | 399       | 112       | 4,386      | 3,136      | 98         | 65,748    | 17,345    | 3,06,167  | 1,36,489  | 17,402    |
| <b>GRAPHITE DRUGGLES . . . Cwts.</b>  | 29        | ..        | 933        | 1,635      | 535        | 924       | ..        | 21,924    | 29,965    | 3,377     |

No. 13—continued  
JAPAN—continued

## IMPORTS THEREFROM—continued

| ARTICLES   | QUANTITY  |           |           |           |           | VALUE     |           |           |           |           |
|--|-----------|-----------|-----------|-----------|-----------|-----------|-----------|-----------|-----------|-----------|
|  | 1931-32   | 1932-33   | 1933-34   | 1934-35   | 1935-36   | 1931-32   | 1932-33   | 1933-34   | 1934-35   | 1935-36   |
| <b>HARDWARE excluding CUTLERY AND ELECTROPLATED WARE—</b>  |           |           |           |           |           | R         | R         | R         | R         | R         |
| Builders' hardware . . . Value   | —         | —         | —         | —         | —         | 6,660     | 15,984    | 66,382    | 1,82,105  | 99,695    |
| Domestic hardware . . . "  | —         | —         | —         | —         | —         | 64,023    | 1,10,801  | 1,20,731  | 1,34,193  | 1,49,566  |
| Enamelled ironware . . . "   | —         | —         | —         | —         | —         | 8,91,237  | 16,03,075 | 15,23,944 | 9,63,892  | 11,06,124 |
| Gas mantles  | —         | —         | —         | —         | —         | 3,808     | 26,636    | 7,830     | 4,790     | 4,944     |
| Impliments and tools, other than agricultural impliments and machine tools . . . "   | —         | —         | —         | —         | —         | 11,134    | 38,534    | 83,652    | 1,40,789  | 1,75,734  |
| Lamps, metal . . . No.   | 1,186     | 63,008    | 258,492   | 397,618   | 294,196   | 1,304     | 64,487    | 1,58,462  | 2,21,328  | 1,26,409  |
| Lamps, glass . . . "   | 2,638     | 28,454    | 165,309   | 494,677   | 345,813   | 636       | 6,365     | 43,202    | 1,54,579  | 80,387    |
| Parts of lamps, other than glass . . . Value   | —         | —         | —         | —         | —         | 31,931    | 44,109    | 55,209    | 35,881    | 26,687    |
| Other sorts . . . "  | —         | —         | —         | —         | —         | 5,65,800  | 10,95,226 | 14,17,849 | 13,65,305 | 17,07,741 |
| <b>Total Hardware, etc.</b> . . . "  | —         | —         | —         | —         | —         | 15,76,933 | 30,11,217 | 34,77,411 | 32,14,908 | 35,61,607 |
| <b>INSTRUMENTS, APPARATUS, AND APPLIANCES, AND PARTS THEREOF—</b>  |           |           |           |           |           |           |           |           |           |           |
| Electrical including telegraph and telephone apparatus not being machinery—  |           |           |           |           |           |           |           |           |           |           |
| Electric fans and parts thereof . . . "  | —         | —         | —         | —         | —         | 3,105     | 13,374    | 69,948    | 42,136    | 91,847    |
| Electric wires and cables—Rubber insulated . . . "   | —         | —         | —         | —         | —         | 33,403    | 64,696    | 1,08,776  | 1,90,137  | 1,55,314  |
| Insulations other than rubber . . . "  | —         | —         | —         | —         | —         | 7,848     | 28,930    | 49,892    | 35,719    | 1,09,517  |
| Telegraph and Telephone wires and cables . . . "   | —         | —         | —         | —         | —         | 27,921    | ..        | 48        | ..        | ..        |
| Bare copper wire . . . Cwts.   | 1,022     | 21,466    | 15,720    | 24,375    | 15,998    | 33,509    | 6,08,194  | 4,41,415  | 6,52,720  | 4,55,744  |
| <b>Total Electric wires and Cables</b> . . . Value   | —         | —         | —         | —         | —         | 1,02,681  | 7,01,820  | 6,00,131  | 8,41,576  | 7,20,575  |
| Telegraph and Telephone instruments and apparatus . . . "  | —         | —         | —         | —         | —         | —         | 3,323     | 20,231    | 4,309     | 3,246     |
| Electric lamps and parts thereof—  |           |           |           |           |           |           |           |           |           |           |
| Electric Glow Lamps—   |           |           |           |           |           |           |           |           |           |           |
| Gas filled electric bulbs . . . No.  | 35,163    | 197,837   | 246,291   | 203,814   | 277,448   | 13,744    | 41,166    | 37,040    | 23,544    | 36,961    |
| Vacuum electric bulbs . . . "  | 1,467,551 | 3,198,001 | 4,236,711 | 3,367,277 | 6,276,665 | 2,00,290  | 3,31,134  | 3,19,362  | 2,31,838  | 4,11,033  |
| Electric bulbs for automobiles . . . "   | 360,604   | 1,542,817 | 532,532   | 330,479   | 373,357   | 26,880    | 95,766    | 20,862    | 12,041    | 24,538    |
| Electric bulbs for torches . . . "   | 1,306,772 | 7,823,751 | 6,165,695 | 3,990,624 | 9,830,742 | 59,919    | 1,34,389  | 77,012    | 89,540    | 93,507    |
| Electric lamps, other sorts . . . "  | 22,844    | 41,805    | 145,442   | 155,204   | 167,578   | 14,112    | 7,370     | 22,806    | 32,063    | 31,539    |
| Parts and accessories of electric lamps . . . Value  | —         | —         | —         | —         | —         | 27,265    | 1,51,460  | 1,30,037  | 1,55,681  | 1,08,337  |
| Batteries . . . "  | —         | —         | —         | —         | —         | 1,129     | 3,092     | 42,138    | 57,691    | 32,966    |
| Electric lighting accessories and fittings (including switches) . . . "  | —         | —         | —         | —         | —         | 13,013    | 75,922    | 49,768    | 80,336    | 87,913    |
| Electrical goods and apparatus not enumerated . . . "  | —         | —         | —         | —         | —         | 65,624    | 1,16,799  | 1,28,158  | 96,909    | 1,36,322  |
| <b>Total Instruments, Electrical, etc.</b> . . . "   | —         | —         | —         | —         | —         | 5,23,767  | 16,30,550 | 15,17,643 | 16,75,064 | 17,78,339 |
| Musical . . . "  | —         | —         | —         | —         | —         | 10,999    | 36,229    | 7,02,777  | 5,78,561  | 4,32,527  |
| Optical . . . "  | —         | —         | —         | —         | —         | 2,55,568  | 4,41,318  | 5,22,268  | 5,55,464  | 5,25,347  |
| Photographic . . . "   | —         | —         | —         | —         | —         | 13,026    | 16,873    | 33,452    | 54,330    | 70,596    |
| Scientific . . . "   | —         | —         | —         | —         | —         | 4,391     | 10,044    | 26,379    | 52,931    | 83,679    |
| Surgical . . . "   | —         | —         | —         | —         | —         | 31,542    | 56,381    | 1,08,615  | 1,17,850  | 1,35,301  |
| Wireless Apparatus . . . "   | —         | —         | —         | —         | —         | 1,933     | 2,177     | 21,417    | 87,193    | 32,442    |
| Other kinds . . . "  | —         | —         | —         | —         | —         | 1,212     | 5,221     | 1,09,846  | 56,707    | 75,574    |
| <b>Total Instruments, Apparatus and Appliances and parts thereof</b> . . . "   | —         | —         | —         | —         | —         | 3,47,438  | 22,99,293 | 30,42,786 | 31,28,609 | 31,42,307 |
| <b>JEWELLERY (excluding IMITATION JEWELLERY AND PRECIOUS STONES AND PEARLS, UNSET) ALSO PLATE OF GOLD AND SILVER</b> . . . " | —         | —         | —         | —         | —         | 5,796     | 10,946    | 13,696    | 9,266     | 6,173     |

No. 13—continued  
 JAPAN—continued  
 IMPORTS THEREFROM—continued

| ARTICLES  | QUANTITY  |           |           |           |           | VALUE     |           |           |           |           |
|---|-----------|-----------|-----------|-----------|-----------|-----------|-----------|-----------|-----------|-----------|
|   | 1931-32   | 1932-33   | 1933-34   | 1934-35   | 1935-36   | 1931-32   | 1932-33   | 1933-34   | 1934-35   | 1935-36   |
| <b>LEATHER—</b>   |           |           |           |           |           | R         | R         | R         | R         | R         |
| Leather cloth (including artificial leather) .sq. yds.              | ..        | 6,288     | 20,010    | 56,608    | 74,474    | ..        | 6,072     | 14,076    | 32,512    | 30,612    |
| Manufactures (excluding boots and shoes and belting for machinery)— |           |           |           |           |           |           |           |           |           |           |
| Bags and trunks . Cwts.   | 10        | 27        | 170       | 282       | 161       | 3,519     | 18,058    | 47,083    | 53,567    | 33,226    |
| Other kinds of leather Value  | —         | —         | —         | —         | —         | 28,654    | 63,118    | 1,55,527  | 1,44,330  | 1,10,462  |
| <b>Total Leather . . .</b>  | —         | —         | —         | —         | —         | 27,173    | 82,238    | 2,16,686  | 2,30,409  | 1,83,320  |
| <b>LIQUORS, (including DENATURATED AND PERFUMED SPIRITS—</b>        |           |           |           |           |           |           |           |           |           |           |
| Ale, beer, and porter . Gals.                                       | 269,594   | 415,955   | 525,621   | 487,635   | 599,055   | 3,82,340  | 4,41,363  | 5,04,332  | 5,20,429  | 6,13,073  |
| Other sorts . . .   | 465       | 598       | 685       | 702       | 623       | 6,132     | 3,545     | 5,564     | 6,744     | 7,140     |
| <b>Total Liquors . . .</b>  | 269,659   | 416,553   | 526,306   | 488,337   | 599,678   | 3,88,972  | 4,44,908  | 5,09,896  | 5,27,173  | 6,20,213  |
| <b>MACHINERY AND MILLWORK—</b>                                      |           |           |           |           |           |           |           |           |           |           |
| Electrical Machinery Value  | —         | —         | —         | —         | —         | 3,323     | 6,402     | 18,407    | 48,181    | 1,10,023  |
| Boilers . . .   | —         | —         | —         | —         | —         | 6,362     | 1,233     | 12,881    | 33,856    | 21,805    |
| Boot and Shoe Manufacturing Machinery . . .                         | —         | —         | —         | —         | —         | 2,233     | 12,249    | 24,313    | 1,00,134  | 1,27,660  |
| Metal Working Machinery (including machines tools) . . .            | —         | —         | —         | —         | —         | 108       | 3,154     | 4,717     | 7,330     | 24,870    |
| Pumping Machinery (a) . . .   | —         | —         | —         | —         | —         | —         | —         | 20,576    | 37,852    | 28,572    |
| Sewing and knitting machine and parts thereof—                      |           |           |           |           |           |           |           |           |           |           |
| Sewing and knitting machines . No.                                  | 107       | 130       | 322       | 1,413     | 1,254     | 66,493    | 26,931    | 22,455    | 67,161    | 98,655    |
| Parts of sewing and knitting machines and accessories . Value       | —         | —         | —         | —         | —         | 4,292     | 7,751     | 5,714     | 23,395    | 22,399    |
| Sugar machinery . . .   | —         | —         | —         | —         | —         | 353       | ..        | 212       | 20,536    | ..        |
| Textile machinery—  |           |           |           |           |           |           |           |           |           |           |
| Cotton—   |           |           |           |           |           |           |           |           |           |           |
| Spinning Machinery . . .  | —         | —         | —         | —         | —         | 57,113    | 1,41,839  | 1,89,407  | 1,95,772  | 1,97,337  |
| Weaving machinery . . .   | —         | —         | —         | —         | —         | 48,293    | 44,134    | 2,01,210  | 1,84,016  | 2,17,592  |
| Shuttles (excluding those for sewing machine) . . .                 | —         | —         | —         | —         | —         | 16,151    | 26,704    | 50,410    | 54,307    | 55,233    |
| Other sorts of machinery . . .                                      | —         | —         | —         | —         | —         | 1,70,612  | 1,43,533  | 3,26,052  | 3,57,624  | 3,59,130  |
| <b>Total Machinery and Millwork . . .</b>                           | —         | —         | —         | —         | —         | 3,74,397  | 4,14,060  | 7,77,254  | 11,24,764 | 17,61,033 |
| <b>MANURES . . . Tons</b>   | 340       | 2,006     | 2,525     | 3,926     | 5,070     | 24,723    | 91,911    | 1,91,417  | 2,93,213  | 3,71,711  |
| <b>MATS AND MATTING, except COIR AND RUBBER . Sq. Yds.</b>          | 1,019,659 | 1,804,736 | 2,365,300 | 3,331,177 | 4,379,805 | 1,92,504  | 2,68,493  | 3,15,325  | 4,15,075  | 4,71,697  |
| <b>METALS AND ORES—</b>   |           |           |           |           |           |           |           |           |           |           |
| Aluminium . . . Cwts.   | 34        | 6,341     | 5,500     | 8,596     | 17,627    | 4,922     | 5,32,908  | 4,05,467  | 5,97,305  | 11,55,206 |
| Brass, Bronze and similar alloys and manufactures thereof—          |           |           |           |           |           |           |           |           |           |           |
| Wrought—  |           |           |           |           |           |           |           |           |           |           |
| Mixed or yellow metal for sheathing . . .                           | 39,367    | 95,697    | 95,491    | 105,392   | 114,397   | 14,60,277 | 30,34,253 | 25,71,029 | 27,75,872 | 30,08,097 |
| Rods . . .  | 3,072     | 6,851     | 4,100     | 15,393    | 15,255    | 31,943    | 1,41,503  | 81,197    | 3,34,071  | 3,26,333  |
| Sheets . . .  | 125       | ..        | 392       | 66        | 201       | 4,303     | ..        | 11,700    | 2,391     | 3,460     |
| Tubes . . .   | ..        | 209       | 327       | 927       | 1,552     | ..        | 3,966     | 12,060    | 34,730    | 54,253    |
| Wire . . .  | 1,033     | 6,377     | 5,231     | 3,373     | 6,537     | 42,035    | 2,13,314  | 1,55,370  | 2,39,132  | 1,31,225  |
| Other sorts . . .   | 1,573     | 21,376    | 11,596    | 13,334    | 24,203    | 1,03,326  | 6,79,530  | 4,20,032  | 6,11,279  | 7,34,327  |
| <b>Total Brass, etc. . .</b>  | 45,675    | 131,040   | 117,137   | 143,333   | 162,290   | 16,97,339 | 40,32,574 | 32,52,533 | 39,97,005 | 43,63,255 |

(a) Separately recorded from 1933-34.

No. 13—continued  
JAPAN—continued  
IMPORTS THEREFROM—continued

| ARTICLES   | QUANTITY      |               |               |               |               | VALUE            |                  |                  |                    |                    |
|--|---------------|---------------|---------------|---------------|---------------|------------------|------------------|------------------|--------------------|--------------------|
|  | 1931-32       | 1932-33       | 1933-34       | 1934-35       | 1935-36       | 1931-32          | 1932-33          | 1933-34          | 1934-35            | 1935-36            |
| <b>METALS and ORES—continued</b>                           |               |               |               |               |               |                  |                  |                  |                    |                    |
| <b>Copper—</b>   |               |               |               |               |               |                  |                  |                  |                    |                    |
| Old for re-manufacture Cwts.                               | 18            | ..            | ..            | 890           | 126           | 706              | ..               | ..               | 10,848             | 2,907              |
| Wrought—   |               |               |               |               |               |                  |                  |                  |                    |                    |
| Rods . . . . .   | 9,200         | 6,098         | 26,126        | 48,082        | 86,481        | 8,18,502         | 1,45,711         | 7,42,143         | 12,32,968          | 9,39,103           |
| Sheets . . . . .   | 201           | 12,601        | 899           | 8,572         | 4,109         | 8,548            | 8,99,516         | 22,405           | 2,61,240           | 1,22,765           |
| Tubes . . . . .  | ..            | 56            | 730           | 1,149         | 1,803         | ..               | 2,127            | 20,127           | 41,089             | 46,782             |
| Wire, excluding wire of telegraph and telephone . . . . .  | 57            | 1,993         | 1,425         | 5,289         | 5,438         | 2,840            | 69,567           | 46,761           | 1,67,105           | 1,67,508           |
| Other sorts . . . . .                                      | 594           | 1,522         | 1,729         | 6,791         | 4,038         | 29,657           | 54,371           | 48,701           | 2,48,949           | 1,26,557           |
| <b>Total Copper . . . . .</b>                              | <b>10,070</b> | <b>22,268</b> | <b>30,909</b> | <b>70,773</b> | <b>51,444</b> | <b>8,55,253</b>  | <b>6,71,792</b>  | <b>8,99,112</b>  | <b>19,56,597</b>   | <b>14,05,620</b>   |
| Ferro alloys . . . . . Tons                                | ..            | ..            | 164           | 85            | 1,128         | ..               | ..               | 27,497           | 16,006             | 2,63,718           |
| Iron . . . . .   | ..            | 17            | 28            | 102           | 90            | ..               | 6,488            | 8,470            | 21,245             | 15,297             |
| Steel . . . . .  | 71            | ..            | 1,034         | 1,299         | 197           | 11,290           | 40               | 91,116           | 1,18,937           | 14,604             |
| <b>Iron or Steel—</b>                                      |               |               |               |               |               |                  |                  |                  |                    |                    |
| Bolts and nuts . . . . .                                   | 24            | 123           | 195           | 266           | 699           | 9,262            | 50,595           | 80,687           | 95,009             | 1,86,201           |
| Fencing materials (including wire) . . . . .               | ..            | 574           | 1,931         | 2,586         | 4,260         | 8                | 1,02,738         | 3,81,301         | 5,39,347           | 7,42,301           |
| Hoops and Strips . . . . .                                 | 5             | 5             | ..            | 43            | 2,764         | 1,312            | 770              | ..               | 5,998              | 2,26,445           |
| Nails, rivets and washers (excluding wire nails) . . . . . | ..            | 62            | 24            | 96            | 183           | 117              | 14,500           | 11,978           | 30,157             | 42,257             |
| Pipes and fittings, cast . . . . .                         | 2             | 738           | 1,474         | 84            | 21            | 625              | 54,000           | 1,14,709         | 15,409             | 9,588              |
| Screws . . . . .   | ..            | ..            | 2             | 110           | 262           | ..               | 429              | 1,220            | 55,501             | 1,05,357           |
| Sheets and plates . . . . .                                | 505           | 1,893         | 3,504         | 2,742         | 6,808         | 1,15,193         | 2,58,521         | 6,18,281         | 5,80,887           | 12,37,727          |
| Tubes, pipes and fittings—                                 |               |               |               |               |               |                  |                  |                  |                    |                    |
| Wrought . . . . .  | 602           | 523           | 952           | 1,146         | 1,375         | 2,46,756         | 1,86,853         | 3,46,982         | 3,00,145           | 4,83,171           |
| Wire Nails . . . . .                                       | ..            | 3,241         | 4,512         | 6,313         | 5,179         | 9                | 4,96,883         | 7,66,219         | 9,71,524           | 7,18,358           |
| Wire rope other than fencing wire . . . . .                | ..            | 24            | 17            | 167           | 199           | ..               | 1,884            | 5,834            | 42,218             | 48,064             |
| Other manufactures of Iron or Steel . . . . .              | 15            | 1,009         | 2,311         | 3,964         | 3,303         | 2,947            | 2,20,398         | 4,04,348         | 6,18,733           | 4,62,398           |
| Total Iron or Steel . . . . .                              | 1             | ..            | 31            | 49            | 190           | 122              | 1,534            | 7,208            | 14,665             | 48,631             |
| <b>Total Iron or Steel . . . . .</b>                       | <b>1,154</b>  | <b>7,752</b>  | <b>14,953</b> | <b>17,516</b> | <b>25,233</b> | <b>3,76,226</b>  | <b>18,89,045</b> | <b>27,48,770</b> | <b>33,04,597</b>   | <b>48,16,058</b>   |
| <b>Zinc or spelter—</b>                                    |               |               |               |               |               |                  |                  |                  |                    |                    |
| Unwrought . . . . . Cwts.                                  | 6,658         | ..            | 8,950         | 4,466         | 761           | 60,988           | ..               | 1,04,866         | 44,534             | 9,556              |
| Other sorts . . . . .                                      | 278           | 150           | 274           | 71            | 75            | 4,392            | 2,536            | 4,071            | 1,290              | 1,410              |
| <b>Total Zinc or spelter . . . . .</b>                     | <b>6,936</b>  | <b>150</b>    | <b>9,224</b>  | <b>4,537</b>  | <b>836</b>    | <b>73,980</b>    | <b>2,536</b>     | <b>1,08,937</b>  | <b>45,770</b>      | <b>10,972</b>      |
| <b>Other metals . . . . . Tons.</b>                        | <b>7</b>      | <b>58</b>     | <b>35</b>     | <b>102</b>    | <b>29</b>     | <b>5,488</b>     | <b>31,731</b>    | <b>21,034</b>    | <b>45,132</b>      | <b>26,973</b>      |
| <b>Total Metals (excluding ores) . . . . .</b>             | <b>4,368</b>  | <b>15,842</b> | <b>24,357</b> | <b>30,755</b> | <b>33,288</b> | <b>23,24,548</b> | <b>67,17,109</b> | <b>76,52,971</b> | <b>1,01,08,089</b> | <b>1,15,61,700</b> |
| <b>Oils—</b>   |               |               |               |               |               |                  |                  |                  |                    |                    |
| Animal—  |               |               |               |               |               |                  |                  |                  |                    |                    |
| Fish oil (a) . . . . . Gals.                               | 62,522        | 509,557       | 547,893       | —             | —             | 42,222           | 4,24,185         | 4,48,994         | —                  | —                  |
| Fish or Whale oil hardened (b) . . . . . Cwts.             | ..            | ..            | ..            | 12,107        | 14,869        | ..               | ..               | ..               | 1,25,477           | 1,38,218           |
| Others (b) . . . . . Gals.                                 | ..            | ..            | ..            | 72,628        | 55,998        | ..               | ..               | ..               | 36,237             | 28,549             |
| Essential . . . . .  | 11,429        | 11,537        | 11,671        | 7,857         | 8,800         | 92,634           | 78,952           | 79,607           | 49,884             | 76,180             |
| Mineral . . . . .  | 1,428         | 9,041         | 18,010        | 43,196        | 16,189        | 2,508            | 9,484            | 18,918           | 24,172             | 19,600             |
| Other sorts . . . . . Value                                | ..            | ..            | ..            | ..            | ..            | 5                | 5,230            | 5,712            | 4,873              | 5,874              |
| <b>Total Oils . . . . .</b>                                | <b>..</b>     | <b>..</b>     | <b>..</b>     | <b>..</b>     | <b>..</b>     | <b>1,37,369</b>  | <b>5,17,881</b>  | <b>5,48,231</b>  | <b>2,40,693</b>    | <b>3,12,921</b>    |
| <b>ONCLOTH AND FLOOR-CLOTH . . . . . Sq. Yds.</b>          | <b>538</b>    | <b>1,508</b>  | <b>11,957</b> | <b>19,306</b> | <b>67,760</b> | <b>888</b>       | <b>1,462</b>     | <b>6,583</b>     | <b>7,770</b>       | <b>22,161</b>      |
| <b>PAINTS AND PAINTERS' MATERIALS—</b>                     |               |               |               |               |               |                  |                  |                  |                    |                    |
| Paints and Colours—  |               |               |               |               |               |                  |                  |                  |                    |                    |
| Red Lead—  |               |               |               |               |               |                  |                  |                  |                    |                    |
| Genuine, dry . . . . . Cwts.                               | 15,449        | 28,982        | 11,046        | 18,079        | 22,912        | 2,39,000         | 3,04,244         | 1,13,463         | 1,90,850           | 3,02,830           |
| Reduced dry . . . . .                                      | 40            | 130           | 100           | 3,567         | 3,025         | 721              | 1,351            | 1,020            | 33,096             | 29,412             |
| White lead—  |               |               |               |               |               |                  |                  |                  |                    |                    |
| Genuine dry . . . . .                                      | 605           | 1,596         | 4,012         | 1,742         | 1,725         | 18,405           | 24,644           | 68,482           | 26,447             | 27,302             |
| Zinc, white—   |               |               |               |               |               |                  |                  |                  |                    |                    |
| Genuine, dry . . . . .                                     | 523           | 960           | 1,305         | 620           | 240           | 9,665            | 14,632           | 20,963           | 8,655              | 4,616              |
| " moist . . . . .  | 6,265         | 18,888        | 16,853        | 16,828        | 14,421        | 1,20,085         | 2,96,247         | 2,66,865         | 2,61,854           | 2,27,818           |
| Other Sorts—   |               |               |               |               |               |                  |                  |                  |                    |                    |
| Coloured dry . . . . .                                     | 915           | 2,666         | 2,567         | 2,543         | 3,156         | 17,065           | 34,925           | 20,851           | 48,390             | 73,192             |
| White moist . . . . .                                      | 40            | 33            | 714           | 367           | 1,227         | 607              | 721              | 10,660           | 20,858             | 26,434             |
| Coloured moist . . . . .                                   | 313           | 2,390         | 8,036         | 7,974         | 12,114        | 10,888           | 34,547           | 1,18,395         | 1,98,576           | 3,23,857           |
| Others . . . . .   | 708           | 1,837         | 2,038         | 1,757         | 1,772         | 7,908            | 18,008           | 17,110           | 21,224             | 18,907             |
| <b>Total Paints and Colours . . . . .</b>                  | <b>24,923</b> | <b>56,977</b> | <b>46,676</b> | <b>53,977</b> | <b>60,692</b> | <b>4,03,099</b>  | <b>7,29,374</b>  | <b>6,27,299</b>  | <b>3,09,953</b>    | <b>10,84,355</b>   |

(a) Sub-divided from 1934-35.  
(b) Separately recorded from 1934-35.



No. 13—continued  
 JAPAN—continued  
 IMPORTS THEREFROM—continued

| ARTICLES   | QUANTITY |         |         |         |         | VALUE    |           |           |           |           |
|--|----------|---------|---------|---------|---------|----------|-----------|-----------|-----------|-----------|
|  | 1931-32  | 1932-33 | 1933-34 | 1934-35 | 1935-36 | 1931-32  | 1932-33   | 1933-34   | 1934-35   | 1935-36   |
| <b>PAINTS AND PAINTERS' MATERIALS</b>  |          |         |         |         |         | R        | R         | R         | R         | R         |
| —contd.  |          |         |         |         |         |          |           |           |           |           |
| Painters' Materials—   |          |         |         |         |         |          |           |           |           |           |
| Varnish—   |          |         |         |         |         |          |           |           |           |           |
| Enamels . . . Cwts.  | 145      | 418     | 622     | 191     | 466     | 8,028    | 10,897    | 24,799    | 6,728     | 15,901    |
| Other kinds of Painters' Materials . . . Value   | —        | —       | —       | —       | —       | 2,117    | 4,950     | 89,830    | 79,996    | 88,152    |
| Total ..   | —        | —       | —       | —       | —       | 10,145   | 15,847    | 64,639    | 86,728    | 1,04,053  |
| Total Paints and Painters' Materials ..  | —        | —       | —       | —       | —       | 4,13,244 | 7,45,221  | 6,91,984  | 8,90,676  | 11,89,411 |
| <b>PAPER AND PASTEBOARD—</b>   |          |         |         |         |         |          |           |           |           |           |
| Paper—   |          |         |         |         |         |          |           |           |           |           |
| Packing and wrapping paper (a) . . . Cwts.   | 537      | 1,003   | 840     | 447     | 507     | 12,085   | 20,313    | 7,847     | 14,516    | 21,150    |
| Printing paper . . .   | 400      | 2,745   | 3,209   | 2,217   | 3,046   | 8,615    | 55,708    | 1,41,428  | 49,308    | 1,60,554  |
| Writing paper and envelopes . . .  | 4,383    | 12,188  | 10,617  | 477     | 1,238   | 1,18,411 | 2,65,955  | 2,29,639  | 11,379    | 80,496    |
| Other kinds of paper . . .   | 219      | 442     | 2,079   | 1,970   | 1,410   | 14,003   | 22,028    | 43,583    | 84,309    | 35,120    |
| Paper manufactures . . .   | 674      | 1,882   | 3,103   | 6,748   | 4,357   | 63,793   | 88,626    | 1,46,549  | 2,17,642  | 1,39,023  |
| Pasteboard, Millboard and Cardboard of all kinds—  |          |         |         |         |         |          |           |           |           |           |
| Straw boards . . .   | 129,121  | 190,021 | 135,455 | 146,098 | 174,340 | 7,54,034 | 11,11,392 | 6,38,308  | 6,51,058  | 7,21,080  |
| Manufactures of pasteboard, millboard and cardboard . . .  | 7        | 300     | 585     | 448     | 1,457   | 626      | 9,041     | 19,499    | 13,825    | 85,085    |
| Other kinds . . .  | 610      | 3,404   | 198     | 1,888   | 1,249   | 6,607    | 24,000    | 2,242     | 12,407    | 19,568    |
| Total Pasteboard, Millboard and Cardboard of all kinds ..  | 129,738  | 193,625 | 136,138 | 148,374 | 177,046 | 7,61,267 | 11,44,339 | 6,60,644  | 6,82,290  | 7,75,708  |
| Total Paper and Pasteboard ..  | 126,950  | 211,445 | 160,541 | 160,233 | 193,504 | 9,78,309 | 16,92,057 | 12,29,690 | 10,51,241 | 11,68,060 |
| <b>PAPER MAKING MATERIALS—</b>   |          |         |         |         |         |          |           |           |           |           |
| Pulp of wood . . .   | ..       | 7,127   | ..      | ..      | ..      | ..       | 48,928    | ..        | ..        | ..        |
| <b>BITUM AND TAR—</b>  |          |         |         |         |         |          |           |           |           |           |
| Coal tar and pitch . . .   | 25,601   | 88,904  | 122,731 | 62,755  | 42,120  | 86,594   | 2,33,740  | 3,15,101  | 1,51,843  | 98,190    |
| <b>PRECIOUS STONES AND PEARLS UNSET—</b>   |          |         |         |         |         |          |           |           |           |           |
| Pearl . . . Value  | —        | —       | —       | —       | —       | ..       | ..        | ..        | 2,388     | 15,411    |
| <b>PRINTING AND LITHOGRAPHING MACHINERY AND MATERIALS (excluding PAPERS)</b>                         |          |         |         |         |         | 4,167    | 9,920     | 19,666    | 64,320    | 85,646    |
| <b>PROVISIONS AND OILMAN'S STORES (including FISH AND FRUITS AND VEGETABLES, CANNED OR BOTTLED)—</b> |          |         |         |         |         |          |           |           |           |           |
| Biscuits and cakes . . . Cwts.   | 3        | 22      | 161     | 259     | 477     | 259      | 608       | 7,084     | 10,164    | 20,113    |
| Canned and bottled provisions—   |          |         |         |         |         |          |           |           |           |           |
| Tinned or canned fish . . .  | 80       | 1,150   | 12,151  | 32,918  | 49,472  | 4,585    | 19,662    | 2,12,325  | 4,70,312  | 7,44,613  |
| Vegetable products (vegetable ghee, fats, etc.) . . .  | ..       | 338     | 122     | 1,318   | 1,438   | ..       | 6,498     | 2,810     | 19,216    | 84,885    |
| Other kinds . . .  | 286      | 1,051   | 856     | 914     | 987     | 19,722   | 23,527    | 29,486    | 32,385    | 30,768    |
| Confectionery . . .  | 681      | 1,034   | 2,009   | 3,321   | 4,395   | 39,131   | 42,245    | 64,693    | 1,24,314  | 1,37,498  |
| Jar-glass . . .  | 244      | 902     | 284     | 746     | 511     | 59,046   | 1,34,630  | 32,274    | 80,906    | 63,376    |
| Milk condensed and preserved (including milk cream) . . .  | 4        | 98      | 632     | 1,507   | 3,711   | 418      | 3,087     | 15,176    | 39,999    | 73,243    |
| Other sorts of provisions . . . Value  | —        | —       | —       | —       | —       | 28,314   | 1,28,330  | 2,05,768  | 23,024    | 29,766    |
| Total Provisions and Oilman's stores ..  | —        | —       | —       | —       | —       | 1,52,275 | 3,60,632  | 5,69,551  | 7,99,320  | 11,39,252 |
| <b>RUBBER, RAW</b> . . . lbs.  | 11,200   | 56,000  | 111     | 1,232   | ..      | 2,151    | 10,466    | 21        | 500       | ..        |
| MANUFACTURES . Value   | —        | —       | —       | —       | —       | 3,09,591 | 18,08,423 | 18,30,110 | 19,06,310 | 19,02,401 |
| <b>SMOKE'S REQUISITES (excluding TOBACCO)</b>  |          |         |         |         |         | 19,020   | 25,171    | 1,21,613  | 1,41,648  | 1,18,724  |
| <b>SOAP—</b>   |          |         |         |         |         |          |           |           |           |           |
| Household and Laundry Soap in bars and tablets Cwts.   | 1,193    | 2,511   | 23,409  | 11,645  | 3,395   | 27,976   | 41,426    | 3,07,593  | 1,95,272  | 40,109    |
| Toilet Soap . . .  | 166      | 878     | 10,376  | 3,628   | 3,103   | 5,277    | 46,193    | 3,87,688  | 1,18,149  | 1,06,963  |
| Othersorts . . .   | 114      | 619     | 58      | 442     | 27      | 1,995    | 7,232     | 946       | 4,829     | 986       |
| Total Soap . . .   | 1,473    | 4,008   | 23,843  | 15,710  | 7,025   | 35,247   | 94,851    | 3,96,227  | 3,18,250  | 1,48,063  |
| <b>SPICES—</b>   |          |         |         |         |         |          |           |           |           |           |
| Ginger . . .   | 719      | 753     | 1,267   | 11,937  | 6,639   | 18,851   | 18,472    | 23,241    | 2,07,926  | 1,75,757  |
| Other sorts . . .  | 715      | 3,037   | 610     | 2,184   | 2,166   | 33,719   | 25,343    | 6,961     | 19,374    | 21,926    |
| Total Spices . . .   | 1,434    | 2,899   | 2,077   | 14,121  | 8,795   | 52,570   | 43,815    | 30,202    | 2,27,300  | 1,97,683  |

(a) Figures prior to 1935-36 relate to packing paper only.

No. 13—continued  
 JAPAN—continued  
 IMPORTS THEREFROM—continued

| ARTICLES   | QUANTITY    |             |             |             |             | VALUE       |             |             |             |             |
|--|-------------|-------------|-------------|-------------|-------------|-------------|-------------|-------------|-------------|-------------|
|  | 1931-32     | 1932-33     | 1933-34     | 1934-35     | 1935-36     | 1931-32     | 1932-33     | 1933-34     | 1934-35     | 1935-36     |
|  |             |             |             |             |             | ₮           | ₮           | ₮           | ₮           | ₮           |
| STARCH, DEXTRINE AND<br>MARRA . . . . . Cwts.                                  | 2,751       | 777         | 2,094       | 55,015      | 16,508      | 16,760      | 6,629       | 13,260      | 3,57,178    | 1,38,977    |
| STATIONERY (excluding<br>PAPER) —  |             |             |             |             |             |             |             |             |             |             |
| Pencils (excluding slate<br>pencils) . . . . . Dozens                          | 1,344,706   | 4,654,100   | 2,523,935   | 784,238     | 2,517,517   | 92,116      | 2,26,716    | 1,53,548    | 78,931      | 1,33,727    |
| Other sorts . . . . . Value  | —           | —           | —           | —           | —           | 3,91,649    | 7,20,059    | 7,58,452    | 6,84,046    | 11,87,509   |
| Total Stationery   | —           | —           | —           | —           | —           | 4,78,765    | 9,46,775    | 9,12,000    | 9,57,677    | 13,21,326   |
| STICKS AND WHIPS . . .   | —           | —           | —           | —           | —           | 1,232       | 1,409       | 15,730      | 9,704       | 7,000       |
| SUGAR—   |             |             |             |             |             |             |             |             |             |             |
| Sugar, 23 Dutch Standard<br>and above . . . . . Tons                           | 141         | 2,890       | 2,879       | 2,314       | 3,755       | 20,555      | 3,31,993    | 3,53,159    | 2,43,510    | 3,92,443    |
| Sugar, below 23 Dutch<br>Standard and not below<br>16 Dutch Standard . . . . . | ..          | 1,149       | 667         | 413         | 1,024       | ..          | 1,93,991    | 1,04,344    | 54,540      | 1,33,872    |
| Other kinds . . . . .  | ..          | ..          | ..          | ..          | ..          | 24          | ..          | ..          | ..          | ..          |
| Total Sugar . . . . .  | 141         | 4,039       | 3,546       | 2,727       | 4,779       | 20,579      | 5,23,086    | 4,57,503    | 2,98,050    | 5,26,315    |
| TALLOW AND STRAINE<br>TEA—   |             |             |             |             |             |             |             |             |             |             |
| Black . . . . . Lbs.   | 3,723       | 898         | 1,265       | 14,327      | 8,922       | 1,981       | 577         | 682         | 9,137       | 4,332       |
| Green . . . . .  | 10,460      | 312,917     | 734,214     | 1,078,825   | 1,279,083   | 7,119       | 1,80,977    | 3,30,025    | 4,50,280    | 4,99,445    |
| Total Tea . . . . .  | 14,183      | 313,815     | 735,479     | 1,093,152   | 1,288,005   | 9,100       | 1,81,554    | 3,30,707    | 4,59,417    | 5,04,277    |
| TEA-CHESTS, ENTIRE OR<br>IN SECTIONS—  |             |             |             |             |             |             |             |             |             |             |
| Of wood . . . . . Value  | —           | —           | —           | —           | —           | 1,03,938    | 95,929      | 1,88,760    | 1,47,558    | 60,960      |
| TEXTILES—  |             |             |             |             |             |             |             |             |             |             |
| Cotton—  |             |             |             |             |             |             |             |             |             |             |
| Raw . . . . . Tons   | 292         | 96          | ..          | 1           | ..          | 2,63,279    | 84,974      | 298         | 1,304       | 1,338       |
| Twist and Yarn . . . . . Lbs.  | 6,206,197   | 18,148,809  | 11,633,936  | 11,339,411  | 21,307,289  | 83,82,577   | 1,80,71,159 | 95,67,185   | 1,15,94,765 | 1,79,21,250 |
| Manufactures—  |             |             |             |             |             |             |             |             |             |             |
| Blankets . . . . .   | 364,060     | 584,405     | 232,020     | 1,083,726   | 2,052,193   | 3,22,081    | 3,39,276    | 1,66,958    | 7,46,375    | 11,47,344   |
| Braids (c) . . . . .   | —           | —           | —           | 197,403     | 119,182     | —           | —           | —           | 1,22,010    | 66,853      |
| Canvas . . . . . Yards   | 266,739     | 377,052     | 163,849     | 132,804     | 107,322     | 83,755      | 1,22,942    | 55,893      | 57,568      | 50,593      |
| Handkerchiefs and<br>shawls in the piece No.                                   | 264,772     | 1,211,508   | 2,654,341   | 2,294,286   | 4,623,315   | 80,050      | 55,362      | 1,20,300    | 1,02,262    | 2,35,096    |
| Hosiery—   |             |             |             |             |             |             |             |             |             |             |
| In the piece<br>(Knitted fabrics) (b) Lbs.                                     | —           | —           | —           | —           | 5,983       | —           | —           | —           | —           | 6,004       |
| Stockings and Dozen<br>socks Pairs   | 302,763     | 807,235     | 822,033     | 880,674     | 644,241     | 3,84,332    | 3,18,174    | 3,20,998    | 9,01,930    | 5,64,935    |
| Underwear . . . . . Dozens   | 1,272,087   | 2,530,698   | 3,091,168   | 1,578,340   | 1,282,198   | 36,08,076   | 51,23,120   | 60,82,836   | 28,76,659   | 22,63,078   |
| Other sorts . . . . . Value  | —           | —           | —           | —           | —           | 76,266      | 1,76,399    | 3,47,363    | 15,74,252   | 17,77,743   |
| Total Hosiery  | —           | —           | —           | —           | —           | 41,58,674   | 61,22,693   | 72,50,697   | 53,52,841   | 46,11,820   |
| Lace and patent net . . . . . Yds.   | 60,404      | 163,113     | 266,034     | 488,680     | 490,020     | 13,097      | 23,033      | 42,523      | 64,604      | 63,037      |
| Piecegoods—  |             |             |             |             |             |             |             |             |             |             |
| Grey (unbleached)—   |             |             |             |             |             |             |             |             |             |             |
| Plain Grey . . . . . Yards   | 132,587,143 | 184,436,947 | 112,631,144 | 152,212,154 | 189,532,048 | 2,21,32,958 | 2,61,25,413 | 1,39,09,081 | 1,96,20,463 | 2,35,83,317 |
| Bordered Grey . . . . .  | 52,623,756  | 59,462,397  | 29,094,740  | 41,540,902  | 56,532,322  | 67,67,259   | 68,39,448   | 31,00,707   | 47,15,454   | 64,16,329   |
| White (bleached) . . . . .   | 59,320,081  | 120,354,174 | 75,177,481  | 40,291,974  | 53,245,354  | 93,43,638   | 1,62,57,488 | 95,87,704   | 64,53,387   | 83,91,354   |
| Coloured, printed, or<br>dyed—   |             |             |             |             |             |             |             |             |             |             |
| Printed goods . . . . .  | 43,540,856  | 144,712,494 | 89,751,803  | 101,657,000 | 150,250,017 | 74,93,254   | 1,62,02,948 | 1,02,15,009 | 1,37,34,218 | 1,81,46,903 |
| Dyed goods . . . . .   | 25,661,562  | 43,545,364  | 24,912,995  | 18,479,483  | 20,401,848  | 50,94,722   | 65,25,236   | 36,16,973   | 30,51,058   | 28,88,899   |
| Woven coloured<br>goods . . . . .  | 17,466,498  | 25,967,886  | 15,381,585  | 19,622,487  | 20,769,956  | 36,80,728   | 44,59,097   | 26,97,574   | 44,83,697   | 40,93,783   |
| Fabrics of all descrip-<br>tions (c) . . . . .                                 | 77,447      | 1,205,599   | 3,191,500   | —           | —           | 9,862       | 1,23,023    | 11,85,338   | —           | —           |
| Total Piecegoods . . . . .   | 339,781,343 | 679,734,861 | 349,041,243 | 373,774,000 | 495,738,045 | 5,45,30,421 | 7,86,39,893 | 4,43,12,791 | 5,19,58,472 | 6,35,26,083 |

(a) Separately recorded from 1934-35.  
 (b) Separately recorded from 1935-36.  
 (c) Discontinued from 1934-35.

JAPAN—continued

IMPORTS THEREFROM—continued

| ARTICLES  | QUANTITY   |            |            |            |            | VALUE       |              |             |             |             |
|---|------------|------------|------------|------------|------------|-------------|--------------|-------------|-------------|-------------|
|   | 1931-32    | 1932-33    | 1933-34    | 1934-35    | 1935-36    | 1931-32     | 1932-33      | 1933-34     | 1934-35     | 1935-36     |
|   |            |            |            |            |            | R           | R            | R           | R           | R           |
| <b>TEXTILES—continued</b>   |            |            |            |            |            |             |              |             |             |             |
| <b>Cotton—continued</b>   |            |            |            |            |            |             |              |             |             |             |
| Manufactures—continued  |            |            |            |            |            |             |              |             |             |             |
| Goods of cotton mixed with other materials (a) . . . Yards                      | —          | —          | —          | 136,654    | 130,268    | —           | —            | —           | 34,148      | 36,011      |
| Hops . . . . . Lbs.   | 7,400      | 6,227      | 43,564     | 53,108     | 14,476     | 5,094       | 4,058        | 32,941      | 41,949      | 8,054       |
| Thread, sewing . . . . . "  | 2,862      | 3,240      | 15,107     | 68,605     | 65,805     | 3,173       | 5,682        | 21,438      | 1,01,971    | 1,03,983    |
| Other sorts of manufactures . . . . . Value                                     | —          | —          | —          | —          | —          | 4,81,039    | 6,04,457     | 3,01,325    | 3,39,325    | 3,32,929    |
| Total Cotton manufactures (including Twist and Yarn) . . . . . "                | —          | —          | —          | —          | —          | 6,79,00,661 | 10,18,92,255 | 6,19,32,551 | 7,05,10,468 | 8,80,93,056 |
| Bents of all descriptions (not exceeding 4 yards in length) (a) . . . . . Yards | —          | —          | —          | 36,709,688 | 34,759,506 | —           | —            | —           | 66,00,008   | 55,35,799   |
| Flax manufactures . . . . . Value   | —          | —          | —          | —          | —          | 12,990      | 18,054       | 22,084      | 19,221      | 27,541      |
| Embroidery and Millinery—lace and embroidery . . . . . "                        | —          | —          | —          | —          | —          | 17,051      | 44,109       | 43,188      | 2,42,058    | 1,87,368    |
| Ribbons (a) . . . . . Yds.  | —          | —          | —          | 4,956,339  | 5,410,386  | —           | —            | —           | 98,274      | 1,24,543    |
| Towels not in the piece No.   | 2,908,293  | 5,685,984  | 5,118,011  | 3,683,955  | 2,479,208  | 5,81,976    | 10,00,601    | 9,31,821    | 7,11,152    | 4,79,589    |
| Other sorts . . . . . Value   | —          | —          | —          | —          | —          | 4,43,318    | 7,64,235     | 7,47,501    | 21,11,164   | 18,22,989   |
| Jute manufactures . . . . . "   | —          | —          | —          | —          | —          | 9,961       | 1,56,800     | 475         | 2,015       | 40          |
| <b>Silk—</b>  |            |            |            |            |            |             |              |             |             |             |
| Raw and cocoons (b) . . . . . Lbs.  | 33,759     | 164,799    | 220,170    | 899,544    | —          | 1,53,943    | 4,71,322     | 6,57,231    | 21,47,039   | —           |
| Cocoons (c) . . . . . "   | —          | —          | —          | —          | 193,338    | —           | —            | —           | —           | 4,80,439    |
| Hand reeled (c) . . . . . "   | —          | —          | —          | —          | 12,915     | —           | —            | —           | —           | 35,146      |
| Other sorts (c) . . . . . "   | —          | —          | —          | —          | 1,419,047  | —           | —            | —           | —           | 87,29,579   |
| Total silk, raw and cocoons . . . . . "   | —          | —          | —          | —          | 1,625,300  | —           | —            | —           | —           | 42,45,164   |
| Waste (d) . . . . . "   | 4,000      | 8,000      | ..         | 4,795      | —          | 11,588      | 16,942       | ..          | 8,404       | —           |
| Silk yarn, nolls, and warps (e) . . . . . "                                     | 115,997    | 1,166,745  | 814,322    | —          | —          | 3,08,482    | 40,35,534    | 21,79,716   | —           | —           |
| Made from silk other than waste or nolls (a) . . . . . "                        | —          | —          | —          | 120,423    | 112,636    | —           | —            | —           | 4,86,419    | 4,83,488    |
| Made from silk waste or nolls (a) . . . . . "                                   | —          | —          | —          | 1,708,263  | 2,264,067  | —           | —            | —           | 42,69,550   | 51,06,903   |
| Manufactures—   |            |            |            |            |            |             |              |             |             |             |
| Goods of silk mixed with other materials Yards                                  | 4,053,284  | 8,331,122  | 8,046,478  | 11,744,117 | 7,817,178  | 18,80,379   | 27,79,187    | 40,72,572   | 60,44,488   | 34,98,072   |
| Piece goods . . . . . "   | 11,744,663 | 26,768,198 | 34,269,066 | 27,796,539 | 21,717,836 | 71,89,438   | 1,32,96,584  | 1,47,89,277 | 1,00,89,017 | 71,83,009   |
| Thread for sewing . . . . . Lbs.  | 4,209      | ..         | 1,448      | 154        | 112        | 40,441      | ..           | 8,085       | 887         | 262         |
| Other sorts . . . . . "   | 6,097      | 14,473     | 16,539     | 16,485     | 15,575     | 33,537      | 60,479       | 69,805      | 39,562      | 30,948      |
| Total Silk manufactures (including Silk yarn, etc.) . . . . . Value             | —          | —          | —          | —          | —          | 95,99,272   | 2,01,71,784  | 2,10,69,455 | 2,09,29,918 | 1,83,58,282 |
| <b>Wool—</b>  |            |            |            |            |            |             |              |             |             |             |
| Worsted yarn for weaving . . . . . Lbs.   | ..         | 49,936     | 465,364    | 1,349,874  | 955,696    | ..          | 81,969       | 7,03,800    | 24,99,253   | 16,06,072   |
| Knitting wool Manufactures—   | 3,625      | 167,516    | 324,517    | 1,157,670  | 716,908    | 9,363       | 2,74,722     | 4,79,974    | 20,06,989   | 10,92,913   |
| Blankets and rugs other than floor rugs . . . . . "                             | 36         | 13,151     | 33,823     | 152,347    | 165,356    | 95          | 15,219       | 43,857      | 1,96,440    | 1,92,415    |
| Hosiery (b) . . . . . "   | 17,307     | 150,230    | 199,987    | 269,285    | —          | 56,130      | 2,05,910     | 4,10,310    | 6,66,214    | —           |
| Manufactures—   |            |            |            |            |            |             |              |             |             |             |
| Woolen knitted apparel (c) . . . . . "  | —          | —          | —          | —          | 394,587    | —           | —            | —           | —           | 9,41,623    |
| Other sorts (c) . . . . . "   | —          | —          | —          | —          | 71,426     | —           | —            | —           | —           | 1,90,958    |
| Total Hosiery . . . . . "   | —          | —          | —          | —          | 466,013    | —           | —            | —           | —           | 11,32,576   |
| Pissegoods . . . . . Yards  | 121,390    | 1,412,661  | 2,090,419  | 6,858,716  | 2,333,976  | 72,718      | 7,78,404     | 15,47,222   | 73,06,106   | 80,11,767   |
| Goods of wool mixed with other materials (a) . . . . . "                        | —          | —          | —          | 409,680    | 210,010    | —           | —            | —           | 4,96,832    | 2,07,671    |
| Shawls and lohis (f) . . . . . No.  | 2,476      | 58,338     | 106,495    | 243,952    | 248,092    | 2,723       | 58,301       | 1,14,262    | 4,25,780    | 3,02,583    |
| Ruffle cloth and shawl cloth (e) . . . . . yds.                                 | —          | —          | —          | —          | 138,416    | —           | —            | —           | —           | 1,08,712    |
| Other sorts . . . . . Value   | —          | —          | —          | —          | —          | 11,033      | 1,151        | 7,565       | 12,623      | 12,267      |
| Total Woolen manufactures (including yarn and knitting wool) . . . . . "        | —          | —          | —          | —          | —          | 1,52,112    | 14,15,676    | 33,07,000   | 1,36,10,236 | 78,12,071   |

(a) Separately recorded from 1934-35.  
 (b) Sub-divided from 1935-36.  
 (c) Separately recorded from 1935-36.

(d) Discontinued from 1935-36.  
 (e) Sub-divided from 1934-35.  
 (f) Figures prior to 1934-35 relate to "Shawls" only.

No. 13—continued

JAPAN—continued

## IMPORTS THEREFROM—continued

| ARTICLES  | QUANTITY   |             |            |            |            | VALUE       |             |             |             |             |
|---|------------|-------------|------------|------------|------------|-------------|-------------|-------------|-------------|-------------|
|   | 1931-32    | 1932-33     | 1933-34    | 1934-35    | 1935-36    | 1931-32     | 1932-33     | 1933-34     | 1934-35     | 1935-36     |
| <b>TEXTILES—contd.</b>  |            |             |            |            |            | R           | R           | R           | R           | R           |
| Artificial silk—<br>Artificial silk yarn . Lbs.   | 436,045    | 1,708,908   | 2,542,819  | 8,890,571  | 9,956,846  | 4,39,725    | 13,75,990   | 20,01,605   | 61,04,691   | 53,03,550   |
| Manufactures—<br>Hosiery—Socks and stockings<br>made entirely of artificial<br>silk (a) . Lbs.  | —          | —           | —          | 143,001    | 204,043    | —           | —           | —           | 2,54,127    | 3,27,530    |
| Piece goods made en-<br>tirely of artificial<br>silk . Yards  | 73,309,262 | 111,703,459 | 89,631,289 | 66,643,495 | 73,731,072 | 2,05,06,761 | 2,46,11,781 | 1,03,04,589 | 1,77,12,041 | 1,84,32,674 |
| Piece goods made of<br>cotton and artificial<br>silk (b) . "  | 1,259,647  | 2,797,854   | 8,595,798  | —          | —          | 3,58,317    | 6,32,148    | 21,08,955   | —           | —           |
| Piece goods of cotton<br>embroidered or super-<br>imposed with artificial<br>silk (c) . "   | —          | —           | 19,430     | —          | —          | —           | —           | 9,886       | —           | —           |
| Goods of art silk mixed<br>with other materials—<br>Containing 50 per cent<br>or more cotton (a) . "                                    | —          | —           | —          | 7,470,802  | 5,120,091  | —           | —           | —           | 18,65,749   | 13,00,985   |
| Containing no cotton<br>or less than 50 per<br>cent cotton (a) . "  | —          | —           | —          | 654,848    | 616,926    | —           | —           | —           | 6,85,489    | 7,21,285    |
| Other sorts . . . Value   | —          | —           | —          | —          | —          | 3,26,547    | 4,44,189    | 11,55,771   | 3,05,134    | 2,99,071    |
| Other Textiles—<br>Raw . . . cwt.   | —          | —           | 13         | 3          | 851        | —           | —           | 1,166       | 300         | 40,004      |
| Manufactures . . Value  | —          | —           | —          | —          | —          | 12,439      | 55,168      | 62,007      | 2,79,229    | 4,38,389    |
| TOBACCO . . . Lbs.  | 9,735      | 26,705      | 74,265     | 6,171      | 643        | 2,334       | 50,301      | 1,05,002    | 8,468       | 989         |
| TOILET REQUISITES (NOT<br>SPECIFIED ELSEWHERE) Value  | —          | —           | —          | —          | —          | 3,39,175    | 3,14,368    | 10,01,691   | 11,30,336   | 9,86,191    |
| TOYS AND REQUISITES FOR<br>GAMES AND SPORTS in-<br>cluding FISHING TACKLE—<br>Toys . . . "  | —          | —           | —          | —          | —          | 9,38,830    | 20,24,704   | 30,48,659   | 25,38,026   | 22,14,947   |
| Requisites for games, etc.—<br>Playing cards . . . "  | —          | —           | —          | —          | —          | 28,219      | 2,53,413    | 2,68,451    | 4,07,599    | 3,37,306    |
| Other sorts . . . "   | —          | —           | —          | —          | —          | 3,642       | 7,528       | 62,616      | 52,729      | 63,002      |
| Total Toys, etc. . . "  | —          | —           | —          | —          | —          | 9,65,691    | 22,85,735   | 33,79,726   | 30,38,354   | 26,15,755   |
| UMBRELLAS AND UMBRELLA<br>FITTINGS—   |            |             |            |            |            |             |             |             |             |             |
| Umbrellas, complete in-<br>cluding parasols and<br>sunshades . . . No.  | 14,802     | 250,537     | 692,571    | 245,327    | 309,473    | 11,865      | 1,30,097    | 3,26,137    | 59,599      | 79,792      |
| Umbrella fittings . . Value   | —          | —           | —          | —          | —          | 9,75,851    | 13,32,137   | 13,77,148   | 10,79,644   | 17,49,086   |
| Total Umbrellas and<br>Umbrella fittings . . "  | —          | —           | —          | —          | —          | 9,87,716    | 14,62,234   | 17,03,285   | 17,39,243   | 18,28,878   |
| VEHICLES, excluding LOCO-<br>MOTIVES, ETC., FOR RAIL-<br>WAYS—  |            |             |            |            |            |             |             |             |             |             |
| Carriages and carts not<br>mechanically propelled<br>and parts thereof (ex-<br>cluding railway<br>carriages, trucks,<br>etc.) . . . No. | 2,011      | 516         | 691        | 1,086      | 633        | 2,43,514    | 47,923      | 52,921      | 44,391      | 52,826      |
| Carriages and carts not<br>mechanically prop-<br>elled (excluding<br>railway carriages,<br>trucks, etc.) . . . Value                    | —          | —           | —          | —          | —          | 29,954      | 15,508      | 22,556      | 32,440      | 58,459      |
| Perambulators and<br>children's go-carts<br>and parts thereof . . "   | —          | —           | —          | —          | —          | 1,034       | 5,061       | 13,144      | 13,340      | 16,824      |
| Total Carriages, etc. . . "   | —          | —           | —          | —          | —          | 2,74,512    | 68,492      | 68,621      | 1,00,177    | 1,26,109    |
| Cycles (other than motor<br>cycles) and parts thereof<br>and accessories . . . "  | —          | —           | —          | —          | —          | 11,74,746   | 19,11,137   | 18,45,845   | 18,90,478   | 16,32,328   |
| Mechanically propelled<br>vehicles (excluding Rail-<br>way Locomotives and<br>tractors) . . . "   | —          | —           | —          | —          | —          | 25,378      | 56,466      | 3,20,746    | 2,46,633    | 2,67,539    |
| Ships, parts of . . . "   | —          | —           | —          | —          | —          | —           | —           | 186         | 900         | 203         |
| Total Vehicles, etc. . . "  | —          | —           | —          | —          | —          | 14,74,638   | 20,36,094   | 22,55,398   | 22,37,638   | 20,28,179   |
| WAX OF ALL KINDS, other<br>than PARAFFIN WAX (ex-<br>cluding CANDLES) . . . Cwts.   | 1,368      | 2,418       | 1,781      | 2,410      | 2,482      | 56,226      | 79,982      | 37,764      | 42,039      | 44,937      |

(a) Separately recorded from 1934-35.

(b) Discontinued from 1934-35.

(c) Separately recorded in 1933-34 and discontinued from 1934-35.

JAPAN—continued

IMPORTS THEREFROM—concluded

| ARTICLES  | QUANTITY |         |         |         |         | VALUE        |              |              |              |              |
|---|----------|---------|---------|---------|---------|--------------|--------------|--------------|--------------|--------------|
|   | 1931-32  | 1932-33 | 1933-34 | 1934-35 | 1935-36 | 1931-32      | 1932-33      | 1933-34      | 1934-35      | 1935-36      |
| WOOD AND TIMBER—  |          |         |         |         |         | R            | R            | R            | R            | R            |
| Deal and pine wood Cub. Tons                                    | ..       | 132     | 436     | ..      | 32      | ..           | 4,202        | 16,881       | 50           | 1,137        |
| Other kinds of wood and timber . . . Value                      | —        | —       | —       | —       | —       | 6,17,798     | 2,38,374     | 3,53,319     | 2,40,074     | 3,33,770     |
| Manufactures of Wood other than furniture and cabinetware . . . | —        | —       | —       | —       | —       | 3,27,441     | 5,05,077     | 3,71,500     | 6,38,123     | 6,34,076     |
| Total Wood and Timber . . .                                     | —        | —       | —       | —       | —       | 9,45,284     | 7,42,658     | 7,44,839     | 8,78,947     | 9,09,589     |
| POSTAL ARTICLES NOT SPECIFIED . . .                             | —        | —       | —       | —       | —       | 5,26,418     | 3,09,289     | 3,71,244     | 4,67,815     | 4,41,709     |
| ALL OTHER ARTICLES OF MERCHANDISE . . .                         | —        | —       | —       | —       | —       | 4,04,940     | 7,28,739     | 9,00,863     | 11,45,038    | 14,51,527    |
| GRAND TOTAL . . .   | —        | —       | —       | —       | —       | 13,33,06,871 | 26,47,76,116 | 16,35,51,011 | 20,78,62,319 | 21,84,31,649 |

EXPORTS THERETO

INDIAN MERCHANDISE

| ARTICLES   | QUANTITY |         |         |         |         | VALUE     |           |          |           |           |
|--|----------|---------|---------|---------|---------|-----------|-----------|----------|-----------|-----------|
|  | 1931-32  | 1932-33 | 1933-34 | 1934-35 | 1935-36 | 1931-32   | 1932-33   | 1933-34  | 1934-35   | 1935-36   |
| CASEIN . . . Cwts.   | ..       | ..      | ..      | ..      | 1,114   | ..        | ..        | ..       | ..        | 33,800    |
| CHEMICALS AND CHEMICAL PREPARATIONS (excluding CHEMICAL MANURES AND MEDICINES) . . . Value     | —        | —       | —       | —       | —       | 1,38,573  | 1,39,093  | 15,401   | 84,635    | 27        |
| COAL AND COKE . . . Tons   | 4,638    | 1,249   | ..      | ..      | ..      | 38,778    | 10,002    | ..       | ..        | ..        |
| COIR, MANUFACTURED (excluding ROPE) . . . Cwts.  | 6,620    | 5,560   | 5,060   | 10,017  | 9,556   | 79,814    | 51,320    | 41,663   | 1,01,544  | 96,240    |
| DRUGS AND MEDICINES (excluding CHEMICALS AND NARCOTICS) . . . Value                            | —        | —       | —       | —       | —       | 16,507    | 27,975    | 26,022   | 23,111    | 27,472    |
| DYEING AND TANNING SUBSTANCES—   |          |         |         |         |         |           |           |          |           |           |
| Cutch and gambler . . . Cwts.  | 1,516    | 1,272   | 552     | 2,297   | 1,158   | 18,533    | 12,075    | 6,134    | 25,774    | 12,064    |
| Myrobalans . . . . .   | 29,336   | 33,018  | 30,333  | 23,333  | 24,173  | 1,18,760  | 1,15,073  | 1,01,913 | 62,435    | 57,044    |
| Other sorts . . . . .  | 920      | 1,589   | 1,117   | 1,404   | 2,248   | 25,469    | 39,186    | 24,702   | 26,980    | 37,706    |
| Total Dyeing and Tanning substances . . .  | 32,392   | 35,879  | 32,502  | 27,034  | 27,579  | 1,57,767  | 1,66,334  | 1,32,839 | 1,16,189  | 1,06,814  |
| FIBRE FOR BRUSHES AND BROOMS . . . Tons  | 1,187    | 1,578   | 1,513   | 1,792   | 1,939   | 4,41,935  | 5,01,435  | 4,34,919 | 4,65,141  | 4,37,206  |
| GRAIN, PULSE AND FLOUR—  |          |         |         |         |         |           |           |          |           |           |
| Maize . . . . .  | ..       | ..      | 50      | 2,398   | 2,365   | ..        | ..        | 1,346    | 94,396    | 68,133    |
| Pulse . . . . .  | 23,520   | 18,744  | 16,948  | 16,061  | 27,447  | 11,73,010 | 9,28,087  | 6,89,548 | 9,89,264  | 10,79,704 |
| Rice not in the husk . . .   | 406      | 74,001  | 305     | 4,155   | 9,133   | 36,171    | 62,27,022 | 12,388   | 2,73,551  | 6,88,497  |
| Other sorts . . . . .  | 6        | ..      | ..      | 4       | 0       | 1,294     | 469       | 692      | 1,230     | 1,407     |
| Total Grain, Pulse and Flour . . .   | 28,940   | 92,905  | 17,208  | 22,603  | 28,951  | 12,10,475 | 71,55,678 | 7,03,874 | 13,08,747 | 24,57,796 |
| HIDES AND SKINS, RAW—  |          |         |         |         |         |           |           |          |           |           |
| Hides, raw—  |          |         |         |         |         |           |           |          |           |           |
| Ow Lites . . . { Tons 59 85 259 188 449 }<br>{ —No. —18,244 —14,356 —78,337 —56,642 —162,671 } |          |         |         |         |         | 42,669    | 22,631    | 1,66,262 | 95,745    | 2,51,308  |
| Skins, raw . . . { Tons 12 .. 11 14 3 }<br>{ —No. —20,024 —1,831 —13,808 —22,067 —6,890 }      |          |         |         |         |         | 25,018    | 2,327     | 13,855   | 12,123    | 7,306     |

## No. 13—continued

## JAPAN—continued

## EXPORTS THERE TO—continued

## INDIAN MERCHANDISE—continued

| ARTICLES  | QUANTITY   |            |            |            |            | VALUE       |           |           |             |             |
|---|------------|------------|------------|------------|------------|-------------|-----------|-----------|-------------|-------------|
|   | 1931-32    | 1932-33    | 1933-34    | 1934-35    | 1935-36    | 1931-32     | 1932-33   | 1933-34   | 1934-35     | 1935-36     |
| HORNS, TIPS AND FINES OF<br>HORN . . . . . Cwts.                          | 800        | 1,721      | 1,498      | 2,624      | 3,777      | 4,530       | 16,236    | 16,500    | 19,802      | 20,092      |
| LAC   |            |            |            |            |            |             |           |           |             |             |
| Shell . . . . . "   | 33,932     | 26,997     | 31,454     | 47,720     | 54,101     | 15,47,018   | 8,03,759  | 9,91,328  | 28,67,035   | 18,71,513   |
| Other kinds . . . . . "   | 46         | 35         | 18         | 29         | 56         | 2,149       | 1,123     | 480       | 1,913       | 1,859       |
| Total Lac . . . . . "   | 33,978     | 27,032     | 31,472     | 47,749     | 54,157     | 15,49,167   | 8,04,887  | 9,95,808  | 28,69,948   | 18,73,372   |
| LEATHER—  |            |            |            |            |            |             |           |           |             |             |
| Skins, tanned or dressed—   |            |            |            |            |            |             |           |           |             |             |
| Goat skins . . . . . { Tons . . . . .                                     | ..         | 2          | 17         | 21         | 17         | 2,000       | 15,400    | 34,305    | 37,300      | 79,920      |
| .. . . . . { =No. . . . .   | =1,600     | =10,990    | =59,334    | =64,360    | =55,265    |             |           |           |             |             |
| Sheep skins . . . . . { Tons . . . . .                                    | 505        | 463        | 520        | 596        | 471        | 25,66,932   | 20,40,415 | 20,70,344 | 24,27,368   | 19,46,267   |
| .. . . . . { =No. . . . .   | =1,582,694 | =1,554,778 | =1,753,298 | =2,116,307 | =1,650,650 |             |           |           |             |             |
| Other skins . . . . . { Tons . . . . .                                    | ..         | ..         | ..         | ..         | ..         | ..          | ..        | ..        | ..          | 19          |
| .. . . . . { =No. . . . .   | ..         | ..         | ..         | ..         | =1         |             |           |           |             |             |
| Total Skins, tanned or<br>dressed . . . . . { Tons . . . . .              | 505        | 465        | 537        | 617        | 488        | 25,68,932   | 20,64,815 | 21,54,649 | 25,15,268   | 20,26,197   |
| .. . . . . { =No. . . . .   | =1,584,294 | =1,565,768 | =1,812,632 | =2,181,167 | =1,705,916 |             |           |           |             |             |
| MANURES—  |            |            |            |            |            |             |           |           |             |             |
| Bone meal . . . . . Tons  | 3,038      | 3,924      | 23         | 778        | 1,279      | 4,42,355    | 2,32,339  | 1,770     | 34,984      | 64,220      |
| Horsemel . . . . . "  | 2,335      | 475        | ..         | ..         | ..         | 1,97,291    | 33,250    | ..        | ..          | ..          |
| Other kinds . . . . . "   | 124        | ..         | ..         | 2          | 154        | 8,510       | ..        | ..        | 120         | 10,364      |
| Total Manures . . . . . "   | 10,697     | 4,399      | 23         | 780        | 1,433      | 6,48,157    | 2,70,589  | 1,770     | 35,104      | 74,584      |
| METALS AND ORES—  |            |            |            |            |            |             |           |           |             |             |
| Iron—   |            |            |            |            |            |             |           |           |             |             |
| Ore . . . . . Tons  | 437        | 752        | 318        | 1,305      | 1,878      | 3,431       | 7,068     | 5,477     | 11,803      | 14,289      |
| Pig . . . . . "   | 188,106    | 71,371     | 183,332    | 245,552    | 397,034    | 65,75,921   | 24,21,364 | 40,26,190 | 54,20,321   | 91,64,342   |
| Manufactures—<br>Bars and channels . . . . . "                            | 93         | 6,746      | ..         | ..         | ..         | 1,760       | 3,52,882  | ..        | ..          | ..          |
| Steel (a)—<br>Bars . . . . . "  | ..         | ..         | 5,261      | ..         | 569        | ..          | ..        | 3,00,319  | ..          | 22,394      |
| Iron or Steel—<br>Old, for re-manufacture . . . . . "                     | 35,616     | 33,020     | 91,152     | 53,181     | 55,655     | 17,37,045   | 20,44,427 | 22,61,719 | 13,66,008   | 13,18,056   |
| Other manufactures of<br>Iron or Steel . . . . . "                        | 3,849      | 5,960      | 331        | ..         | 188        | 1,65,397    | 2,58,221  | 17,672    | ..          | 4,80        |
| Lead—   |            |            |            |            |            |             |           |           |             |             |
| Pig . . . . . Cwts.   | 285,850    | 179,475    | 150,587    | 375,086    | 392,503    | 38,69,366   | 20,91,411 | 17,09,063 | 43,19,222   | 54,40,522   |
| Other sorts . . . . . "   | ..         | ..         | 300        | 1,520      | ..         | ..          | ..        | 2,914     | 16,806      | ..          |
| Manganese ore<br>Tin, unwrought (blocks,<br>ingots, etc.) . . . . . Cwts. | 6,129      | 30,599     | 62,000     | 98,524     | 174,439    | 1,23,567    | 6,65,023  | 10,76,527 | 13,94,756   | 23,95,125   |
| Zinc or spelter, all sorts . . . . . "                                    | ..         | ..         | 16,352     | 26,410     | 72,939     | ..          | ..        | 13,300    | 52,379      | 1,10,161    |
| Other metals . . . . . Tons   | ..         | 617        | 34,194     | 33,200     | 230,224    | ..          | ..        | 75,773    | 50,495      | 5,55,450    |
| Other ores . . . . . "  | 953        | 303        | 1,025      | 3,481      | 4,961      | 18,153      | 15,039    | 16,808    | 50,403      | 72,060      |
| Total Metals and Ores . . . . . "   | 299,476    | 213,842    | 354,562    | 424,179    | 671,239    | 1,25,44,640 | 79,19,585 | 95,17,766 | 1,25,59,346 | 1,98,42,218 |
| MICA—   |            |            |            |            |            |             |           |           |             |             |
| In blocks . . . . . Cwts.   | 895        | 996        | 874        | 1,231      | 2,049      | 1,37,734    | 2,00,363  | 1,41,022  | 1,88,533    | 2,96,206    |
| " splittings . . . . . "  | 3,158      | 3,272      | 3,230      | 5,296      | 7,375      | 67,939      | 84,967    | 1,15,987  | 1,94,786    | 1,89,394    |
| OILS—   |            |            |            |            |            |             |           |           |             |             |
| Essential—  |            |            |            |            |            |             |           |           |             |             |
| Lemon grass oil . . . . . Gals.   | 2,728      | 1,573      | 249        | 2,173      | 11,164     | 21,355      | 15,494    | 2,448     | 31,365      | 1,45,639    |
| Sandalwood oil . . . . . "  | 4,235      | 2,609      | 2,294      | 2,644      | 3,542      | 5,46,251    | 3,44,363  | 2,43,987  | 2,77,976    | 3,07,193    |
| Other sorts . . . . . "   | ..         | 42         | 98         | 196        | 98         | ..          | 1,500     | 3,677     | 8,687       | 6,250       |
| Total Essential oil . . . . . "   | 6,963      | 4,224      | 2,641      | 5,113      | 14,804     | 5,68,106    | 3,61,217  | 2,50,112  | 3,18,028    | 4,59,081    |

(a) Separately recorded from 1933-34.

INDIAN MERCHANDISE—concluded

| ARTICLES   | QUANTITY       |                |                |               |               | VALUE               |                     |                     |                     |                     |
|--|----------------|----------------|----------------|---------------|---------------|---------------------|---------------------|---------------------|---------------------|---------------------|
|  | 1931-32        | 1932-33        | 1933-34        | 1934-35       | 1935-36       | 1931-32             | 1932-33             | 1933-34             | 1934-35             | 1935-36             |
| <b>OILS—continued</b>  |                |                |                |               |               | B                   | B                   | B                   | B                   | B                   |
| Other kinds . . . Gals.  | 129            | 117            | 496            | 173           | 415           | 232                 | 260                 | 682                 | 339                 | 739                 |
| <b>Total Oils</b> . . . "  | <b>7,090</b>   | <b>4,341</b>   | <b>3,137</b>   | <b>5,286</b>  | <b>15,219</b> | <b>5,68,338</b>     | <b>3,62,077</b>     | <b>2,50,794</b>     | <b>3,18,417</b>     | <b>4,59,370</b>     |
| <b>OILCAKES—</b>   |                |                |                |               |               |                     |                     |                     |                     |                     |
| Cotton cake . . . Tons   | 300            | ..             | ..             | ..            | ..            | 16,500              | ..                  | ..                  | ..                  | ..                  |
| Rape and sesamum<br>cake . . . "   | 37,995         | 19,554         | 20,781         | 17,416        | 7,697         | 23,43,393           | 10,78,916           | 6,76,868            | 5,67,793            | 2,72,029            |
| Other sorts . . . "  | ..             | ..             | 227            | ..            | ..            | ..                  | ..                  | 7,423               | ..                  | ..                  |
| <b>Total Oilcakes</b> . . . "  | <b>38,295</b>  | <b>19,554</b>  | <b>21,008</b>  | <b>17,416</b> | <b>7,697</b>  | <b>23,60,393</b>    | <b>10,78,916</b>    | <b>6,84,291</b>     | <b>5,67,793</b>     | <b>2,72,029</b>     |
| <b>PARAFFIN WAX</b> . . . "  | <b>1,040</b>   | <b>1,405</b>   | <b>..</b>      | <b>30</b>     | <b>85</b>     | <b>4,40,800</b>     | <b>6,55,900</b>     | <b>..</b>           | <b>10,500</b>       | <b>30,450</b>       |
| <b>PROVISIONS AND OILMAN'S<br/>STORES—</b>   |                |                |                |               |               |                     |                     |                     |                     |                     |
| Ghee . . . Cwts.   | 62             | 75             | 92             | 152           | 169           | 5,646               | 6,415               | 6,804               | 10,232              | 10,192              |
| Pickles, obutales, and<br>condiments . . . "   | 263            | 254            | 132            | 99            | 109           | 11,717              | 9,437               | 5,471               | 2,849               | 3,537               |
| Other sorts of provisions Value  | —              | —              | —              | —             | —             | 2,949               | 5,032               | 6,901               | 7,388               | 8,500               |
| <b>Total Provisions and<br/>Oilman's Stores</b> . . . "                                  | <b>—</b>       | <b>—</b>       | <b>—</b>       | <b>—</b>      | <b>—</b>      | <b>20,312</b>       | <b>21,484</b>       | <b>19,176</b>       | <b>20,861</b>       | <b>22,229</b>       |
| <b>RUBBER, RAW</b> . . . Lbs.  | <b>122,200</b> | <b>147,726</b> | <b>150,104</b> | <b>25,000</b> | <b>..</b>     | <b>14,967</b>       | <b>13,361</b>       | <b>19,844</b>       | <b>6,309</b>        | <b>..</b>           |
| <b>SEEDS—</b>  |                |                |                |               |               |                     |                     |                     |                     |                     |
| <b>Non-essential—</b>  |                |                |                |               |               |                     |                     |                     |                     |                     |
| Castor . . . Tons  | 2,987          | 1,900          | ..             | 500           | 955           | 5,43,111            | 2,86,799            | ..                  | 42,223              | 1,31,749            |
| Linseed . . . "  | 6,259          | 160            | 1,404          | ..            | ..            | 7,46,002            | 17,018              | 1,68,429            | ..                  | ..                  |
| Rape . . . "   | 100            | 100            | ..             | ..            | ..            | 14,110              | 13,958              | ..                  | ..                  | ..                  |
| Sesamum, til or jinjhi . . . "   | 117            | ..             | ..             | 1             | ..            | 20,520              | ..                  | ..                  | 192                 | ..                  |
| Other sorts . . . "  | 7              | 14             | 68             | 15            | 4             | 2,308               | 3,074               | 10,363              | 1,850               | 889                 |
| <b>Total Seeds</b> . . . "   | <b>10,470</b>  | <b>2,164</b>   | <b>1,472</b>   | <b>516</b>    | <b>959</b>    | <b>13,26,551</b>    | <b>3,20,843</b>     | <b>1,78,792</b>     | <b>44,265</b>       | <b>1,32,638</b>     |
| <b>TEA, BLACK</b> . . . Lbs.   | <b>11,375</b>  | <b>9,875</b>   | <b>6,420</b>   | <b>13,392</b> | <b>5,983</b>  | <b>9,852</b>        | <b>7,649</b>        | <b>3,010</b>        | <b>14,479</b>       | <b>7,166</b>        |
| <b>TEXTILES—</b>   |                |                |                |               |               |                     |                     |                     |                     |                     |
| <b>Cotton—</b>   |                |                |                |               |               |                     |                     |                     |                     |                     |
| Raw . . . Tons   | 192,818        | 193,636        | 197,414        | 365,391       | 314,187       | 11,04,66,480        | 11,12,31,339        | 11,37,61,107        | 21,53,20,032        | 17,94,31,079        |
| <b>Jute—</b>   |                |                |                |               |               |                     |                     |                     |                     |                     |
| Raw . . . "  | 9,919          | 14,492         | 17,345         | 23,303        | 23,538        | 17,46,784           | 22,73,474           | 23,53,434           | 31,32,793           | 39,59,669           |
| Twist and yarn . . . Lbs.  | 152,240        | ..             | ..             | 125,000       | 312,714       | 18,992              | ..                  | ..                  | 15,624              | 1,01,616            |
| <b>Manufactures—</b>   |                |                |                |               |               |                     |                     |                     |                     |                     |
| Gunny bags . . . No.   | 4,629,090      | 9,436,200      | 6,230,100      | 18,155,200    | 19,790,000    | 12,49,581           | 23,88,142           | 13,62,581           | 41,40,301           | 48,35,267           |
| " cloth . . . Yards  | 105,000        | 332,000        | 20,000         | 1,090,000     | 1,432,500     | 10,337              | 41,997              | 2,400               | 1,25,591            | 1,69,693            |
| Rope and Twine . . . Cwts.   | 655            | 3,273          | 3,657          | 1,514         | 6,813         | 9,074               | 53,700              | 45,691              | 18,842              | 63,772              |
| <b>Total Jute manufactures<br/>(including twist and<br/>yarn)</b> . . . Value            | <b>—</b>       | <b>—</b>       | <b>—</b>       | <b>—</b>      | <b>—</b>      | <b>12,87,984</b>    | <b>24,33,339</b>    | <b>14,10,672</b>    | <b>48,00,858</b>    | <b>51,90,318</b>    |
| <b>TOBACCO—</b>  |                |                |                |               |               |                     |                     |                     |                     |                     |
| Unmanufactured . . . Lbs.  | 3,696,518      | 3,144,652      | 3,312,988      | 3,898,579     | 5,623,801     | 10,96,782           | 9,45,951            | 9,87,799            | 11,14,078           | 10,78,291           |
| <b>WAX OF ALL KINDS, other than<br/>PARAFFIN WAX (excluding<br/>CANDLES)</b> . . . Cwts. | <b>3,000</b>   | <b>9,969</b>   | <b>12</b>      | <b>..</b>     | <b>..</b>     | <b>62,997</b>       | <b>2,09,462</b>     | <b>360</b>          | <b>..</b>           | <b>..</b>           |
| <b>WOOD AND TIMBER—</b>  |                |                |                |               |               |                     |                     |                     |                     |                     |
| Teak wood . . . Cubic Tons   | 15             | 40             | ..             | ..            | 31            | 4,500               | 10,730              | ..                  | ..                  | 7,801               |
| Sandal wood . . . Tons   | 34             | 57             | 123            | 96            | 112           | 63,378              | 81,276              | 1,26,710            | 1,01,794            | 1,21,777            |
| <b>POSTAL ARTICLES</b> . . . Value   | <b>—</b>       | <b>—</b>       | <b>—</b>       | <b>—</b>      | <b>—</b>      | <b>23,149</b>       | <b>51,086</b>       | <b>25,322</b>       | <b>98,505</b>       | <b>35,897</b>       |
| <b>ALL OTHER ARTICLES OF<br/>MERCHANDISE</b> . . . "                                     | <b>—</b>       | <b>—</b>       | <b>—</b>       | <b>—</b>      | <b>—</b>      | <b>3,62,933</b>     | <b>3,21,344</b>     | <b>3,25,090</b>     | <b>2,76,286</b>     | <b>3,33,215</b>     |
| <b>GRAND TOTAL</b> . . . "   | <b>—</b>       | <b>—</b>       | <b>—</b>       | <b>—</b>      | <b>—</b>      | <b>13,94,28,225</b> | <b>13,95,09,778</b> | <b>13,46,23,846</b> | <b>24,59,13,334</b> | <b>21,88,71,431</b> |

No. 13—continued

JAPAN—concluded

EXPORTS THERETO—concluded

## FOREIGN MERCHANDISE

| ARTICLES   | QUANTITY |         |         |         |         | VALUE        |              |              |              |              |
|--|----------|---------|---------|---------|---------|--------------|--------------|--------------|--------------|--------------|
|  | 1931-32  | 1932-33 | 1933-34 | 1934-35 | 1935-36 | 1931-32      | 1932-33      | 1933-34      | 1934-35      | 1935-36      |
| APPAREL (excluding HOSIERY AND BOOTS AND SHOES) . Value  | —        | —       | —       | —       | —       | R<br>1,012   | R<br>5,180   | R<br>3,264   | R<br>3,055   | R<br>10,112  |
| DRUGS AND MEDICINES (excluding CHEMICALS AND NARCOTICS)  | —        | —       | —       | —       | —       | 2,580        | 1,290        | 2,018        | 714          | 37,080       |
| DYEING AND TANNING SUBSTANCES—<br>Aniline . lbs.   | ..       | 59      | 8,722   | 5,218   | 1,083   | ..           | 1,180        | 32,890       | 12,020       | 2,181        |
| GLASS AND GLASSWARE . Value  | —        | —       | —       | —       | —       | 4,615        | 1,986        | 10,791       | 1,650        | 2,589        |
| GUMS AND RESINS . Cwts.  | 1,284    | 3,208   | 461     | 1,005   | 593     | 51,354       | 1,03,266     | 14,286       | 36,245       | 38,651       |
| HARDWARE (excluding CUTLERY AND ELECTRIFIED WARE) . Value  | —        | —       | —       | —       | —       | 15,045       | 2,612        | 7,320        | 8,560        | 17,355       |
| INSTRUMENTS, APPARATUS AND APPLIANCES AND PARTS THEREOF . "                                      | —        | —       | —       | —       | —       | 4,000        | 3,955        | 6,662        | 13,303       | 38,655       |
| Liquors—<br>Spirit . Gals.   | ..       | ..      | 1,095   | 180     | 26      | ..           | ..           | 22,168       | 2,486        | 188          |
| MACHINERY AND MILL-GORE . Value  | —        | —       | —       | —       | —       | 3,620        | 826          | 25,910       | 5,083        | 6,324        |
| METALS AND ORES—<br>Iron or Steel . Tons   | 44,697   | 45,162  | 57,042  | 41,385  | 39,170  | 6,80,312     | 7,62,469     | 12,38,043    | 9,17,233     | 7,08,083     |
| Others . "   | 15       | 61      | 64      | 839     | 915     | 11,905       | 84,723       | 10,341       | 5,02,422     | 5,48,256     |
| Total Metals and Ores . "  | 44,712   | 45,223  | 57,106  | 42,225  | 30,085  | 6,92,217     | 7,97,192     | 12,48,384    | 14,19,705    | 12,56,339    |
| OILS . Gals.   | ..       | ..      | 3,765   | 200     | 8,123   | ..           | ..           | 3,964        | 107          | 16,005       |
| RUBBER—<br>Manufactures . Value  | —        | —       | —       | —       | —       | 6,948        | ..           | 8,173        | ..           | 15,271       |
| TEXTILES—<br>Cotton—<br>Raw . Tons   | ..       | 53      | 243     | 570     | 14      | 55           | 48,045       | 2,04,151     | 3,76,090     | 11,920       |
| Manufactures—<br>Piece-goods . Yards   | ..       | 12,040  | 56,596  | 320,453 | 544,026 | ..           | 1,707        | 20,094       | 73,084       | 1,18,900     |
| Other sorts of manufactures . Value  | —        | —       | —       | —       | —       | ..           | 760          | 2,551        | 88,320       | 1,950        |
| Total cotton manufactures (including twist and yarn) . "   | —        | —       | —       | —       | —       | ..           | 2,467        | 23,545       | 1,81,234     | 1,15,850     |
| SILK—<br>Manufactures . "  | —        | —       | —       | —       | —       | ..           | 9,731        | 320          | 8,675        | 43,500       |
| WOOL—<br>Manufactures—<br>Piece-goods . Yards  | ..       | 534     | 1,255   | 5,424   | 6,409   | ..           | 2,203        | 2,489        | 11,729       | 14,117       |
| Other textile manufactures . Value   | —        | —       | —       | —       | —       | 1,750        | 3,120        | 10,180       | 1,05,202     | 1,75,788     |
| TOBACCO . Lbs.   | ..       | ..      | 21      | 13,322  | ..      | ..           | ..           | 250          | 34,568       | ..           |
| TOYS AND REQUISITES FOR GAMES AND SPORTS (including fishing tackle other than fire arms) . Value | —        | —       | —       | —       | —       | 43,214       | 291          | 2,421        | 4,766        | 2,048        |
| WOOD AND TIMBER . "  | —        | —       | —       | —       | —       | ..           | 10,330       | 4,315        | 2,175        | 1,275        |
| POSTAL ARTICLES . "  | —        | —       | —       | —       | —       | 6,016        | 1,514        | 2,845        | 3,564        | 8,822        |
| ALL OTHER ARTICLES OF MERCHANDISE . "  | —        | —       | —       | —       | —       | 27,688       | 23,058       | 32,561       | 37,363       | 64,695       |
| GRAND TOTAL . "  | —        | —       | —       | —       | —       | 8,65,114     | 10,18,185    | 16,59,451    | 22,15,743    | 18,70,721    |
| GRAND TOTAL OF INDIAN AND FOREIGN MERCHANDISE . "  | —        | —       | —       | —       | —       | 14,02,93,330 | 14,05,27,963 | 13,62,88,297 | 24,51,32,577 | 22,07,42,152 |

KOREA

IMPORTS THEREFROM

Nil.



No. 13—continued  
KOREA—continued  
EXPORTS THERETO

| INDIAN MERCHANDISE |          |         |         |         |         |         |         |         |         |         |
|--------------------|----------|---------|---------|---------|---------|---------|---------|---------|---------|---------|
| ARTICLES           | QUANTITY |         |         |         |         | VALUE   |         |         |         |         |
|                    | 1931-32  | 1932-33 | 1933-34 | 1934-35 | 1935-36 | 1931-32 | 1932-33 | 1933-34 | 1934-35 | 1935-36 |
|                    |          |         |         |         |         | R       | R       | R       | R       | R       |
| TOTAL VALUE        | —        | —       | —       | —       | —       | ..      | ..      | 20      | ..      | ..      |

FOREIGN MERCHANDISE  
Nil

FORMOSA  
IMPORTS THEREFROM

| ARTICLES    | QUANTITY |         |         |         |         | VALUE   |         |         |         |         |
|-------------|----------|---------|---------|---------|---------|---------|---------|---------|---------|---------|
|             | 1931-32  | 1932-33 | 1933-34 | 1934-35 | 1935-36 | 1931-32 | 1932-33 | 1933-34 | 1934-35 | 1935-36 |
|             |          |         |         |         |         | R       | R       | R       | R       | R       |
| TOTAL VALUE | —        | —       | —       | —       | —       | 240     | ..      | ..      | 5,362   | ..      |

EXPORTS THERETO  
INDIAN MERCHANDISE

| ARTICLES  | QUANTITY  |           |           |           |           | VALUE     |           |          |          |          |
|---|-----------|-----------|-----------|-----------|-----------|-----------|-----------|----------|----------|----------|
|   | 1931-32   | 1932-33   | 1933-34   | 1934-35   | 1935-36   | 1931-32   | 1932-33   | 1933-34  | 1934-35  | 1935-36  |
| GRAIN, PULSE AND FLOUR—<br>Rice, not in the husk . Tons | ..        | 9,340     | ..        | ..        | ..        | R         | R         | R        | R        | R        |
| ..  |           |           |           |           |           | ..        | 7,94,266  | ..       | ..       | ..       |
| TEXTILES—<br>Jute—<br>Raw . . . . . No.                 | 718       | 807       | 315       | 448       | 92        | 1,23,550  | 49,200    | 42,050   | 67,500   | 14,810   |
| Manufactures—<br>Gunny bags . . . . . No.               | 8,389,600 | 3,701,200 | 1,390,000 | 3,155,200 | 1,090,000 | 10,16,264 | 7,44,712  | 3,52,055 | 7,45,862 | 5,18,527 |
| ALL OTHER ARTICLES OF<br>MERCHANDISE . . . Value        | —         | —         | —         | —         | —         | 10,640    | 4,762     | 853      | 6,273    | 328      |
| GRAND TOTAL   | —         | —         | —         | —         | —         | 11,50,454 | 15,02,040 | 3,95,858 | 8,10,035 | 5,33,675 |

FOREIGN MERCHANDISE

| ARTICLES  | QUANTITY |         |         |         |         | VALUE     |           |          |          |          |
|---|----------|---------|---------|---------|---------|-----------|-----------|----------|----------|----------|
|   | 1931-32  | 1932-33 | 1933-34 | 1934-35 | 1935-36 | 1931-32   | 1932-33   | 1933-34  | 1934-35  | 1935-36  |
|   |          |         |         |         |         | R         | R         | R        | R        | R        |
| TOTAL VALUE   | —        | —       | —       | —       | —       | ..        | ..        | ..       | ..       | 1,087    |
| GRAND TOTAL OF<br>INDIAN AND FOREIGN<br>MERCHANDISE | —        | —       | —       | —       | —       | 11,50,454 | 15,02,040 | 3,95,858 | 8,10,035 | 5,34,702 |

HONGKONG  
IMPORTS THEREFROM

| ARTICLES   | QUANTITY |         |         |         |         | VALUE   |         |         |          |         |
|--|----------|---------|---------|---------|---------|---------|---------|---------|----------|---------|
|  | 1931-32  | 1932-33 | 1933-34 | 1934-35 | 1935-36 | 1931-32 | 1932-33 | 1933-34 | 1934-35  | 1935-36 |
| APPAREL (excluding HOSIERY<br>AND BOOTS AND SHOES)—<br>Apparel (including drapery,<br>uniforms, accoutrements) (a) . Value | —        | —       | —       | —       | —       | 21,059  | 47,658  | 20,735  | —        | 28,901  |
| Cotton knitted fabrics (b) . Lbs.  | —        | —       | —       | 4       | —       | —       | —       | —       | 107      | —       |
| Woolen knitted apparel (b) . "   | —        | —       | —       | 789     | —       | —       | —       | —       | 1,394    | —       |
| Others (b) . Value   | —        | —       | —       | —       | —       | —       | —       | —       | 23,102   | —       |
| Hats, caps, bonnets, and<br>hatters' ware . . . . . "  | —        | —       | —       | —       | —       | 24,854  | 22,517  | 48,564  | 70,268   | 47,622  |
| Others . . . . . "   | —        | —       | —       | —       | —       | 5,132   | 6,365   | 1,793   | 733      | ..      |
| Total Apparel . . . . . "  | —        | —       | —       | —       | —       | 54,055  | 76,540  | 71,092  | 1,04,554 | 76,613  |
| BEARING FOR MACHINERY . . . . . "  | —        | —       | —       | —       | —       | 627     | ..      | 251     | ..       | ..      |
| BOOKS PRINTED AND<br>PRINTED MATTERS . . . . . Cwts.   | 74       | 61      | 71      | 265     | 142     | 5,677   | 5,856   | 4,164   | 12,644   | 6,579   |
| BOOTS AND SHOES . . . . . Pairs  | 20,702   | 9,201   | 5,958   | 3,607   | 4,212   | 11,873  | 8,306   | 3,610   | 2,349    | 2,509   |
| CANES AND BATTANS . . . . . Cwts.  | 247      | 206     | 298     | 516     | 332     | 13,705  | 13,138  | 14,523  | 14,203   | 13,844  |

(a) Subdivided in 1934-35.  
(b) Separately recorded in 1934-35.

No. 13—continued  
HONGKONG—continued  
IMPORTS THEREFROM—continued

| ARTICLES   | QUANTITY |         |         |         |         | VALUE    |          |          |          |          |
|--|----------|---------|---------|---------|---------|----------|----------|----------|----------|----------|
|  | 1931-32  | 1932-33 | 1933-34 | 1934-35 | 1935-36 | 1931-32  | 1932-33  | 1933-34  | 1934-35  | 1935-36  |
| <b>CHEMICALS AND CHEMICAL PREPARATIONS (excluding CHEMICAL MANURES AND MEDICINES)—</b> |          |         |         |         |         | R        | R        | R        | R        | R        |
| Arsenic and its oxides . Cwts.   | 575      | 683     | 865     | 633     | 851     | 34,140   | 37,220   | 43,205   | 25,501   | 31,085   |
| Other sorts . . . Value  | —        | —       | —       | —       | —       | 24,158   | 20,955   | 25,124   | 32,429   | 33,000   |
| Total Chemicals, and Chemical preparations, etc.                                       | —        | —       | —       | —       | —       | 58,302   | 58,235   | 68,419   | 57,930   | 65,081   |
| <b>CORDAGE AND ROPE OF VEGETABLE FIBRE (excluding JUTE AND COTTON)</b> . . . Cwts.     | 3,123    | 1,965   | 1,735   | 1,216   | 870     | 66,689   | 44,504   | 33,796   | 20,412   | 16,732   |
| CUTLERY . . . Value  | —        | —       | —       | —       | —       | 1,171    | 52,624   | 730      | 1,075    | 728      |
| <b>DRUGS AND MEDICINES (excluding CHEMICALS AND NARCOTICS)—</b>                        |          |         |         |         |         |          |          |          |          |          |
| Proprietary and patent medicines . . .   | —        | —       | —       | —       | —       | 18,230   | 46,774   | 29,309   | 20,666   | 22,083   |
| Other sorts of drugs and medicines . . .   | —        | —       | —       | —       | —       | 1,57,908 | 1,07,800 | 86,482   | 1,32,754 | 80,018   |
| Total Drugs and Medicines . . .  | —        | —       | —       | —       | —       | 1,76,284 | 1,54,664 | 1,16,881 | 1,53,420 | 1,03,001 |
| <b>EARTHENWARE AND PORCELAIN—</b>  |          |         |         |         |         |          |          |          |          |          |
| Earthenware . . .  | —        | —       | —       | —       | —       | 33,272   | 37,701   | 33,868   | 24,264   | 10,033   |
| Porcelain . . .  | —        | —       | —       | —       | —       | 651      | 1,314    | 3,049    | 11,170   | 20,000   |
| Total Earthenware and Porcelain, etc. . .  | —        | —       | —       | —       | —       | 34,223   | 39,105   | 36,917   | 35,440   | 30,302   |
| <b>FIREWORKS</b> . . . Lbs.  | 46,177   | 188,233 | 239,674 | 240,098 | 156,153 | 26,434   | 59,272   | 76,229   | 77,218   | 62,000   |
| <b>FISH (excluding CANNED FISH)—</b>   |          |         |         |         |         |          |          |          |          |          |
| Fish, dry, unsalted . Cwts.  | 788      | 544     | 393     | 261     | 216     | 23,379   | 16,571   | 16,891   | 14,007   | 13,519   |
| „ other sorts . . .  | 368      | 400     | 553     | 483     | 541     | 4,919    | 4,937    | 7,781    | 9,084    | 11,043   |
| Total Fish . . .   | 1,151    | 944     | 946     | 744     | 757     | 33,298   | 21,503   | 24,672   | 23,091   | 24,562   |
| <b>FRUITS AND VEGETABLES—</b>  |          |         |         |         |         |          |          |          |          |          |
| Fresh fruits and vegetables . . . Value  | —        | —       | —       | —       | —       | 15,675   | 5,023    | 5,042    | 5,700    | 6,242    |
| Fruits and vegetables : dried, salted, or preserved not being canned or bottled . Tons | 357      | 416     | 347     | 397     | 313     | 1,53,203 | 1,52,477 | 1,33,010 | 1,65,309 | 1,45,149 |
| <b>GLASS AND GLASSWARE—</b>  |          |         |         |         |         |          |          |          |          |          |
| Bangles . . . Value  | —        | —       | —       | —       | —       | 2,968    | 20,265   | 12,668   | 5        | 3,589    |
| Other glassware . . .  | —        | —       | —       | —       | —       | 5,088    | 9,056    | 9,231    | 10,959   | 11,421   |
| Total Glass and Glassware . . .  | —        | —       | —       | —       | —       | 8,051    | 29,321   | 21,899   | 10,964   | 15,010   |
| <b>GRAIN, PULSE, AND FLOUR—</b>  |          |         |         |         |         |          |          |          |          |          |
| Beans (dry) . . . Tons   | 1,753    | 912     | 438     | 500     | 239     | 2,03,246 | 1,50,548 | 35,265   | 74,547   | 47,910   |
| Pulse . . .  | 1,216    | 590     | 546     | 392     | 187     | 1,49,661 | 79,589   | 53,990   | 1,09,254 | 24,461   |
| Other sorts . . .  | 662      | 36      | 20      | ..      | ..      | 3,385    | 5,010    | 2,494    | 385      | 445      |
| Total Grain, Pulse, and Flour . . .  | 3,035    | 1,538   | 1,054   | 1,392   | 426     | 4,31,242 | 2,35,256 | 1,43,749 | 1,81,186 | 72,216   |

## HONGKONG—continued

## IMPORTS THEREFROM—continued

| ARTICLES   | QUANTITY |         |         |         |         | VALUE    |          |          |          |          |
|--|----------|---------|---------|---------|---------|----------|----------|----------|----------|----------|
|  | 1931-32  | 1932-33 | 1933-34 | 1934-35 | 1935-36 | 1931-32  | 1932-33  | 1933-34  | 1934-35  | 1935-36  |
| INSTRUMENTS, APPARATUS,<br>APPLIANCES AND PARTS<br>THEREOF . . . Value | —        | —       | —       | —       | —       | 1,51,201 | 1,71,085 | 3,04,361 | 4,65,688 | 5,62,054 |
| JEWELLERY, ALSO PLATE<br>OF GOLD AND SILVER . . .                      | —        | —       | —       | —       | —       | 23,596   | 15,487   | 17,754   | 12,403   | 15,751   |
| LIQUORS (including DENA-<br>TURED AND PERFUMED<br>SPIRITS)—            |          |         |         |         |         |          |          |          |          |          |
| Spirits present in drugs,<br>medicines, or chemicals Galn.             | 217      | 257     | 260     | 256     | 119     | 20,554   | 14,861   | 14,988   | 8,542    | 4,100    |
| Other sorts of spirit . . .  | 875      | 601     | 474     | 618     | 401     | 5,436    | 4,111    | 3,027    | 4,743    | 3,286    |
| Total Spirits . . .  | 1,192    | 948     | 743     | 874     | 580     | 25,990   | 18,972   | 17,965   | 13,285   | 7,375    |
| Other sorts of liquors . . .   | 11       | ..      | 140     | 8       | 599     | 60       | 15       | 265      | 80       | 1,075    |
| Total Liquors . . .  | 1,203    | 948     | 883     | 882     | 1,179   | 26,050   | 18,987   | 18,230   | 13,365   | 8,450    |
| MATS AND MATTING,<br>except COIR AND<br>RUBBER . . . Sq. Yards         | 174,668  | 184,414 | 205,169 | 199,049 | 115,643 | 39,635   | 41,059   | 44,552   | 25,041   | 27,714   |
| METALS AND ORES—   |          |         |         |         |         |          |          |          |          |          |
| Zinc or Spelter . . . Cwts.  | ..       | 12,099  | 18,250  | 2,001   | ..      | ..       | 1,49,622 | 1,63,233 | 22,335   | ..       |
| Other metals . . . Tons  | 9        | 20      | 25      | 3       | 9       | 11,549   | 14,751   | 11,476   | 8,406    | 8,659    |
| Total Metals (excluding Ores) . . .                                    | 9        | 679     | 938     | 109     | 9       | 11,549   | 1,64,373 | 1,79,709 | 30,741   | 8,659    |
| Oils—  |          |         |         |         |         |          |          |          |          |          |
| Essential . . . Galn.  | 1,063    | 1,056   | 1,595   | 1,103   | 1,402   | 11,413   | 10,244   | 14,206   | 10,140   | 12,485   |
| Vegetable non-essential . . .  | 5,902    | 6,084   | 5,626   | 3,176   | 3,151   | 10,779   | 11,168   | 10,354   | 5,072    | 5,271    |
| Other sorts . . . Value  | —        | —       | —       | —       | —       | 380      | 36       | ..       | 95       | 137      |
| Total Oils . . .   | —        | —       | —       | —       | —       | 22,572   | 21,448   | 24,660   | 15,307   | 17,893   |
| PAINTS AND PAINTERS'<br>MATERIALS—                                     |          |         |         |         |         |          |          |          |          |          |
| Paints and Colours . Cwts.   | 86       | 353     | 401     | 350     | 357     | 21,517   | 61,380   | 72,587   | 56,145   | 70,463   |
| Painters' materials . Value  | —        | —       | —       | —       | —       | 2,823    | 4,061    | 3,105    | 3,679    | 3,998    |
| Total Paints and Painters'<br>Materials . . .                          | —        | —       | —       | —       | —       | 24,340   | 65,441   | 75,692   | 59,824   | 74,461   |
| PAPER AND PASTEBOARD—  |          |         |         |         |         |          |          |          |          |          |
| Paper—   |          |         |         |         |         |          |          |          |          |          |
| Packing and wrapping<br>paper (a) . . . Cwts.                          | 832      | 1,229   | 1,215   | 1,346   | 961     | 13,550   | 19,453   | 21,872   | 23,324   | 12,107   |
| Other kinds of paper . . .   | 980      | 539     | 554     | 716     | 897     | 24,402   | 25,654   | 23,034   | 15,084   | 20,508   |
| Paper manufactures . . .   | 582      | 665     | 432     | 144     | 372     | 9,494    | 13,812   | 7,105    | 3,562    | 6,889    |
| Total Paper . . .  | 2,394    | 2,433   | 2,201   | 2,206   | 2,230   | 47,446   | 58,919   | 52,011   | 41,970   | 39,504   |
| PERFUMERY, not being<br>PERFUMED SPIRITS . Value                       | —        | —       | —       | —       | —       | 27,015   | 23,687   | 40,463   | 26,388   | 20,658   |

(a) Figures prior to 1935-36 relate to packing paper only.

No. 13—continued  
HONGKONG—continued  
IMPORTS THEREFROM—continued

| ARTICLES  | QUANTITY |         |         |         |         | VALUE    |          |          |          |          |
|---|----------|---------|---------|---------|---------|----------|----------|----------|----------|----------|
|   | 1931-32  | 1932-33 | 1933-34 | 1934-35 | 1935-36 | 1931-32  | 1932-33  | 1933-34  | 1934-35  | 1935-36  |
|   |          |         |         |         |         | R        | R        | R        | R        | R        |
| <b>PROVISIONS AND OILMAN'S STORES (including FISH, AND FRUITS AND VEGETABLES, CANNED OR BOTTLED)—</b> |          |         |         |         |         |          |          |          |          |          |
| Biscuits and cakes . Cwts.  | 3        | 3       | 379     | 1,870   | 1,001   | 175      | 158      | 19,082   | 80,195   | 42,324   |
| Canned and bottled provisions—  |          |         |         |         |         |          |          |          |          |          |
| Canned or bottled fruits ..   | 2,607    | 1,865   | 1,448   | 2,217   | 1,877   | 59,180   | 34,853   | 29,320   | 42,077   | 34,074   |
| Tinned or canned fish ..  | 291      | 471     | 359     | 330     | 164     | 9,898    | 17,167   | 14,291   | 10,744   | 5,675    |
| Other kinds ..  | 2,375    | 2,283   | 2,002   | 2,052   | 1,363   | 69,938   | 39,515   | 46,053   | 48,761   | 30,284   |
| Confectionery ..  | 15       | 5       | 169     | 1,565   | 2,487   | 405      | 221      | 3,867    | 32,014   | 51,704   |
| Farinaceous and patent foods ..   | 30,189   | 24,594  | 22,506  | 20,875  | 29,520  | 5,28,950 | 4,89,378 | 5,57,238 | 6,37,306 | 5,61,869 |
| Pickles, chutnies, sauces, and condiments ..  | 370      | 599     | 996     | 1,326   | 1,213   | 14,889   | 21,706   | 38,743   | 49,349   | 40,141   |
| Other sorts of provisions . Value   | —        | —       | —       | —       | —       | 90,336   | 67,417   | 46,154   | 69,679   | 65,305   |
| Total Provisions and Oilman's stores, etc. ..   | —        | —       | —       | —       | —       | 7,59,319 | 6,70,410 | 7,55,348 | 9,70,125 | 8,31,436 |
| <b>SMOKER'S REQUISITES (excluding TOBACCO) . Value</b>  | —        | —       | —       | —       | —       | 15,044   | 10,602   | 10,098   | 11,585   | 9,829    |
| <b>SPICES—</b>  |          |         |         |         |         |          |          |          |          |          |
| Betelnuts . . . Cwts.   | ..       | 866     | 5,708   | ..      | 1,152   | ..       | 3,418    | 28,403   | ..       | 5,568    |
| Casia . . . ..  | 16,391   | 15,527  | 13,005  | 13,092  | 25,476  | 1,95,060 | 1,75,665 | 1,57,347 | 1,53,360 | 3,19,674 |
| Other sorts . . .   | 570      | 245     | 72      | 533     | 1,319   | 13,718   | 8,159    | 6,180    | 12,627   | 24,777   |
| Total Spices . . .  | 16,961   | 16,638  | 18,780  | 13,625  | 27,947  | 2,09,778 | 1,87,242 | 1,92,430 | 1,65,993 | 3,50,019 |
| <b>STATIONERY (excluding PAPER) . Value</b>   | —        | —       | —       | —       | —       | 14,051   | 9,152    | 9,640    | 11,903   | 10,937   |
| <b>SUGAR—</b>   |          |         |         |         |         |          |          |          |          |          |
| Sugar, 23 Dutch Standard and above . Tons   | 3,296    | 1,172   | 1,388   | 1,404   | 1,421   | 5,68,112 | 2,37,334 | 2,15,458 | 2,02,721 | 2,13,733 |
| Sugar, below 23 Dutch Standard but not below 16 D. S. . .   | 230      | 234     | 374     | 586     | 716     | 51,397   | 47,748   | 57,390   | 64,887   | 1,01,096 |
| Other sorts . . .   | ..       | ..      | ..      | ..      | ..      | ..       | ..       | 41       | 3        | ..       |
| Total Sugar . . .   | 3,526    | 1,406   | 1,762   | 1,990   | 2,137   | 6,19,509 | 2,85,082 | 2,72,919 | 2,67,111 | 3,14,829 |
| <b>TEA—</b>   |          |         |         |         |         |          |          |          |          |          |
| Black . . . . Libs.   | 54,093   | 26,891  | 10,066  | 17,241  | 13,615  | 34,629   | 17,131   | 11,139   | 6,977    | 7,010    |
| Green . . . . .   | 4,124    | 2,632   | 4,924   | 1,949   | 180,929 | 3,984    | 2,244    | 4,281    | 1,599    | 70,195   |
| Total Tea . . .   | 58,277   | 29,523  | 15,990  | 19,190  | 194,544 | 38,613   | 19,375   | 15,420   | 8,576    | 77,205   |
| <b>TANNINS—</b>   |          |         |         |         |         |          |          |          |          |          |
| Cotton—   |          |         |         |         |         |          |          |          |          |          |
| Twist and yarn . Libs.  | ..       | 20,000  | 20,000  | 42,000  | 495,300 | ..       | 12,221   | 15,294   | 33,333   | 3,68,429 |
| Manufactures—   |          |         |         |         |         |          |          |          |          |          |
| Hosiery—  |          |         |         |         |         |          |          |          |          |          |
| Stockings and socks Dozen pairs   | 292,856  | 197,317 | 62,982  | 15,664  | 27,329  | 2,34,779 | 1,81,190 | 56,325   | 18,848   | 22,353   |
| Underwear . . Dozen   | 6,437    | 18,324  | 12,762  | 4,739   | 4,662   | 43,721   | 49,303   | 41,250   | 23,912   | 23,773   |
| Other sorts . . Value   | —        | —       | —       | —       | —       | 42       | 169      | 5,453    | 3,014    | 3,142    |
| Total Hosiery . . .   | —        | —       | —       | —       | —       | 2,81,542 | 2,31,222 | 1,08,528 | 45,774   | 54,268   |

No. 13—continued  
HONGKONG—continued  
IMPORTS THEREFROM—concluded

| ARTICLES   | QUANTITY      |                |               |               |               | VALUE            |                  |                  |                  |                  |
|--|---------------|----------------|---------------|---------------|---------------|------------------|------------------|------------------|------------------|------------------|
|  | 1931-32       | 1932-33        | 1933-34       | 1934-35       | 1935-36       | 1931-32          | 1932-33          | 1933-34          | 1934-35          | 1935-36          |
| <b>TEXTILES—contd.</b>   |               |                |               |               |               |                  |                  |                  |                  |                  |
| <b>Cotton—contd.</b>   |               |                |               |               |               |                  |                  |                  |                  |                  |
| <b>Manufactures—contd.</b>   |               |                |               |               |               |                  |                  |                  |                  |                  |
| <b>Piece-goods—</b>  |               |                |               |               |               |                  |                  |                  |                  |                  |
| Grey (unbleached). Yards   | 43,415        | 22,130         | ..            | ..            | ..            | 11,310           | 4,720            | ..               | ..               | ..               |
| White (bleached) . . .   | 7,027         | 6,818          | 1,374         | 802           | 507           | 2,715            | 2,836            | 891              | 285              | 131              |
| Coloured, printed, or dyed . . .   | 84,210        | 146,387        | 21,134        | 98,543        | 48,303        | 10,729           | 45,259           | 5,323            | 10,018           | 5,701            |
| Fents of all descriptions (a) . . .  | 81            | 542            | 790           | —             | —             | 27               | 182              | 244              | —                | —                |
| <b>Total Piece-goods . . .</b>   | <b>85,388</b> | <b>175,877</b> | <b>23,298</b> | <b>99,436</b> | <b>48,810</b> | <b>24,781</b>    | <b>52,997</b>    | <b>5,958</b>     | <b>10,903</b>    | <b>5,892</b>     |
| <b>Other manufactures Value</b>  | —             | —              | —             | —             | —             | 660              | 2,491            | 1,850            | 2,061            | 2,587            |
| <b>Total Cotton goods (including Twist and yarn) . . .</b>                 | —             | —              | —             | —             | —             | <b>3,06,933</b>  | <b>2,08,931</b>  | <b>1,26,130</b>  | <b>92,021</b>    | <b>4,31,170</b>  |
| <b>Haberdashery and millinery . . .</b>                                    | —             | —              | —             | —             | —             | 15,331           | 20,579           | 29,745           | 63,064           | 52,685           |
| <b>Emp—</b>  |               |                |               |               |               |                  |                  |                  |                  |                  |
| Raw . . . Cwts.  | 998           | 3,485          | ..            | ..            | ..            | 15,588           | 62,026           | ..               | ..               | ..               |
| <b>Silk—</b>   |               |                |               |               |               |                  |                  |                  |                  |                  |
| Raw and Cocoons (b). Lbs.  | 172,735       | 300,501        | 302,525       | 107,459       | —             | 6,02,708         | 13,73,281        | 8,38,868         | 2,30,517         | —                |
| Waste products (including Dupplon) (c) . . .                               | —             | —              | —             | —             | 51,457        | —                | —                | —                | —                | 78,073           |
| Hand reeled (c) . . .  | —             | —              | —             | —             | 10,427        | —                | —                | —                | —                | 31,170           |
| Other sorts (c) . . .  | —             | —              | —             | —             | 10,951        | —                | —                | —                | —                | 32,175           |
| <b>Manufactures—</b>   |               |                |               |               |               |                  |                  |                  |                  |                  |
| Goods of silk mixed with other materials . Yards                           | 2,115         | 10,192         | 4,922         | 4,448         | 1,332         | 1,897            | 13,510           | 2,590            | 3,113            | 1,649            |
| Piece-goods . . .  | 92,726        | 129,023        | 909,705       | 623,182       | 1,447,311     | 89,038           | 1,02,778         | 3,41,244         | 2,42,615         | 3,02,371         |
| Other sorts . . . Lbs.   | 682           | ..             | 233           | 161           | 3,039         | 4,635            | 8,044            | 2,412            | 1,481            | 9,518            |
| <b>Total Silk manufactures (including silk yarn, etc.) Value</b>           | —             | —              | —             | —             | —             | <b>95,635</b>    | <b>1,24,332</b>  | <b>3,46,246</b>  | <b>2,47,209</b>  | <b>3,13,633</b>  |
| <b>Wool—</b>   |               |                |               |               |               |                  |                  |                  |                  |                  |
| <b>Yarn and Knitting wool—</b>   |               |                |               |               |               |                  |                  |                  |                  |                  |
| Knitting wool . Lbs.   | ..            | ..             | ..            | ..            | 37,763        | ..               | ..               | ..               | ..               | 31,601           |
| <b>Manufactures—</b>   |               |                |               |               |               |                  |                  |                  |                  |                  |
| Blankets . . .   | 3,070         | 3,039          | 1,940         | 7,916         | 1,455         | 5,326            | 6,289            | 4,039            | 12,968           | 2,611            |
| Hosiery . . .  | 3,159         | 5,238          | 544           | 1,545         | 1,312         | 5,730            | 17,073           | 1,421            | 2,433            | 2,724            |
| Other sorts . . . Value  | —             | —              | —             | —             | —             | 560              | 18,280           | 564              | 4,447            | 1,012            |
| <b>Total Woollen manufactures (including yarn and knitting wool) . . .</b> | —             | —              | —             | —             | —             | <b>11,836</b>    | <b>41,647</b>    | <b>6,024</b>     | <b>19,848</b>    | <b>37,043</b>    |
| <b>Artificial Silk . . .</b>   | —             | —              | —             | —             | —             | 14,864           | 3,657            | 3,937            | 934              | 5,516            |
| <b>Other Textiles—</b>   |               |                |               |               |               |                  |                  |                  |                  |                  |
| Manufactured . . .   | —             | —              | —             | —             | —             | 24,338           | 4,126            | 23,762           | 664              | 834              |
| <b>TODISCO . . . Lbs.</b>  | <b>11,073</b> | <b>4,279</b>   | <b>17,579</b> | <b>20,193</b> | <b>14,430</b> | <b>19,030</b>    | <b>8,585</b>     | <b>25,905</b>    | <b>27,080</b>    | <b>18,464</b>    |
| <b>TOILET REQUISITES (NOT SPECIFIED ELSEWHERE) Value</b>                   | —             | —              | —             | —             | —             | <b>35,906</b>    | <b>35,740</b>    | <b>67,689</b>    | <b>34,786</b>    | <b>32,602</b>    |
| <b>VEHICLES (excluding Locomotives, etc., for railways) . . .</b>          | —             | —              | —             | —             | —             | <b>1,78,276</b>  | <b>85,380</b>    | <b>37,373</b>    | <b>2,051</b>     | <b>5,766</b>     |
| <b>WOOD AND TIMBER . . .</b>   | —             | —              | —             | —             | —             | <b>2,868</b>     | <b>10,688</b>    | <b>4,312</b>     | <b>3,266</b>     | <b>2,355</b>     |
| <b>POSTAL ARTICLES NOT SPECIFIED . . .</b>                                 | —             | —              | —             | —             | —             | <b>7,53,898</b>  | <b>3,01,812</b>  | <b>1,00,775</b>  | <b>73,923</b>    | <b>68,896</b>    |
| <b>ALL OTHER ARTICLES OF MERCHANDISE . . .</b>                             | —             | —              | —             | —             | —             | <b>1,16,782</b>  | <b>90,714</b>    | <b>94,114</b>    | <b>97,409</b>    | <b>84,991</b>    |
| <b>GRAND TOTAL . . .</b>   | —             | —              | —             | —             | —             | <b>52,98,088</b> | <b>31,79,920</b> | <b>44,72,046</b> | <b>30,08,382</b> | <b>42,07,046</b> |

(a) Discontinued from 1934-35.

(b) " " 1935-36.

(c) Separately recorded from 1935-36.

No. 13—continued  
HONGKONG—continued  
EXPORTS THERETO

## INDIAN MERCHANDISE

| ARTICLES  | QUANTITY |         |         |         |         | VALUE     |           |           |          |          |
|---|----------|---------|---------|---------|---------|-----------|-----------|-----------|----------|----------|
|   | 1931-32  | 1932-33 | 1933-34 | 1934-35 | 1935-36 | 1931-32   | 1932-33   | 1933-34   | 1934-35  | 1935-36  |
|   |          |         |         |         |         | R         | R         | R         | R        | R        |
| APPAREL (including DHA-<br>PERRY, UNIFORMS, AC-<br>COUTREMENTS, BUT ex-<br>cluding ROSIERY AND<br>HATS AND SOCKS) . Value | —        | —       | —       | —       | —       | 8,331     | 10,098    | 12,463    | 11,258   | 5,601    |
| CHEMICALS AND CHEMICAL<br>PREPARATIONS (excluding<br>CHEMICAL MANURES<br>AND MEDICINES)—                                  |          |         |         |         |         |           |           |           |          |          |
| Potassium compounds—<br>Saltpetre . Cwts.   | 410      | 13,008  | 8,308   | 8,233   | 56      | 3,300     | 1,56,205  | 86,406    | 61,732   | 474      |
| Other sorts of chemicals Value  | —        | —       | —       | —       | —       | 8,324     | 100       | 5,145     | 450      | 700      |
| Total Chemicals, etc. . "   | —        | —       | —       | —       | —       | 12,624    | 1,56,305  | 91,551    | 62,182   | 1,174    |
| COAL AND COKE . Tons  | 162,270  | 189,747 | 99,447  | 59,573  | 41,813  | 14,13,854 | 13,93,772 | 6,57,998  | 3,48,417 | 2,90,584 |
| CORDAGE AND ROPE OF<br>VEGETABLE FIBRE (ex-<br>cluding JUTE AND<br>COTTON) . Cwts.  | 531      | 2,274   | 452     | 211     | 491     | 11,924    | 22,452    | 10,754    | 2,013    | 6,467    |
| DRUGS AND MEDICINES<br>(excluding CHEMICALS<br>AND NARCOTICS) . Value   | —        | —       | —       | —       | —       | 7,53,694  | 14,16,023 | 4,18,948  | 4,24,535 | 4,61,375 |
| DYEING AND TANNING<br>SUBSTANCES—   |          |         |         |         |         |           |           |           |          |          |
| Safflower . Cwts.   | 223      | 513     | 854     | 197     | 730     | 5,230     | 16,657    | 17,950    | 2,455    | 8,034    |
| Turmeric . "  | 17       | 900     | 4,873   | 1,676   | 313     | 263       | 6,556     | 33,649    | 11,044   | 1,953    |
| Other sorts . "   | 1,477    | 2,204   | 1,961   | 3,105   | 2,655   | 12,676    | 9,094     | 11,050    | 13,066   | 8,007    |
| Total Dyeing and Tanning<br>Substances . "  | 1,717    | 3,617   | 7,688   | 4,978   | 3,698   | 18,219    | 32,307    | 62,655    | 26,565   | 17,994   |
| EARTHENWARE AND PORCELAIN<br>(including PIPES OF EARTHEN-<br>WARE) . Value  | —        | —       | —       | —       | —       | —         | —         | 16,311    | 8,357    | 4,168    |
| FEATHERS . Lbs.   | 37,935   | 34,592  | 32,260  | 42,416  | 26,498  | 16,220    | 7,745     | 6,959     | 8,077    | 5,804    |
| FISH (excluding CANNED<br>FISH)—<br>Fish, dry, unsalted . Cwts.   | 4,544    | 2,078   | 1,111   | 963     | 554     | 2,05,637  | 75,078    | 43,308    | 40,550   | 19,070   |
| Fishmaws and sharkfins . "  | 4,324    | 3,900   | 3,727   | 3,351   | 3,196   | 5,53,264  | 4,99,239  | 3,65,363  | 3,43,750 | 3,20,604 |
| FODDER, BRAN, AND POL-<br>LAIDS (excluding OIL-<br>CAKE) —  |          |         |         |         |         |           |           |           |          |          |
| Rice bran . Tons  | 1,145    | 797     | 1,093   | 243     | 203     | 25,619    | 19,662    | 15,700    | 3,854    | 5,094    |
| Other sorts of Fodder . "   | —        | 1       | —       | 40      | 81      | —         | 181       | —         | 600      | 2,400    |
| Total . "   | 1,145    | 798     | 1,093   | 283     | 284     | 25,619    | 19,843    | 15,700    | 4,454    | 7,494    |
| FRUITS AND VEGETABLES—<br>Fresh fruits and vege-<br>tables . Value  | —        | —       | —       | —       | —       | 21,020    | 73,912    | 29,078    | 23,318   | 57       |
| Fruits and vegetables:<br>dried, salted, or pre-<br>served, all sorts . Tons  | 76       | 149     | 138     | 65      | 34      | 41,686    | 61,241    | 46,735    | 24,300   | 19,574   |
| GRAIN, PULSE, AND FLOUR—  |          |         |         |         |         |           |           |           |          |          |
| Pulse—<br>Beans . "   | 974      | 837     | 979     | 32      | 101     | 45,863    | 45,785    | 43,442    | 1,803    | 5,927    |
| Other sorts . "   | 117      | 191     | 193     | 484     | 449     | 11,347    | 19,934    | 14,439    | 31,626   | 30,814   |
| Total of Pulse . "  | 1,091    | 1,028   | 1,162   | 516     | 550     | 57,210    | 65,719    | 57,881    | 33,429   | 36,741   |
| Rice, not in the husk . "   | 63,273   | 27,647  | 51,663  | 2,324   | 5,104   | 40,16,815 | 16,11,634 | 27,13,269 | 1,81,119 | 3,76,610 |
| Wheat . "   | 84       | 120     | 24      | 135     | 273     | 3,587     | 14,344    | 2,130     | 13,132   | 23,039   |
| Other sorts . "   | 62       | 4       | 18      | 53      | 10      | 3,267     | 778       | 1,323     | 2,386    | 978      |
| Total Grain, Pulse, and<br>Flour . "  | 64,510   | 28,999  | 52,367  | 3,533   | 5,937   | 40,35,379 | 16,92,470 | 27,74,503 | 2,30,116 | 4,37,374 |
| GUMS AND RESINS . Cwts.   | 851      | 1,224   | 794     | 965     | 433     | 23,234    | 19,031    | 16,337    | 24,625   | 13,143   |
| JADESTONE . "   | 2,304    | 2,597   | 1,743   | 1,443   | 940     | 3,33,024  | 3,47,173  | 1,68,415  | 34,033   | 61,300   |
| LAC—<br>Shell . "   | 1,937    | 1,943   | 1,129   | 1,625   | 1,722   | 1,13,191  | 74,422    | 40,937    | 1,02,239 | 65,337   |
| LEATHER—<br>Hides and Skins, tan-<br>ned or dressed . Tons  | 63       | 35      | 5       | 12      | 4       | 37,250    | 43,120    | 6,200     | 12,300   | 3,930    |
| Hides and Skins, tan-<br>ned or dressed . Nos.  | —10,760  | —4,770  | —310    | —1,375  | —750    |           |           |           |          |          |

HONGKONG—continued  
EXPORTS THERETO—continued

INDIAN MERCHANDISE—continued

| ARTICLES                                     | QUANTITY |         |         |         |         | VALUE    |          |          |          |          |
|--|----------|---------|---------|---------|---------|----------|----------|----------|----------|----------|
|  | 1931-32  | 1932-33 | 1933-34 | 1934-35 | 1935-36 | 1931-32  | 1932-33  | 1933-34  | 1934-35  | 1935-36  |
| MANURES . . . Tons                           | 155      | 94      | 8       | 127     | 313     | 11,174   | 7,142    | 557      | 8,475    | 21,802   |
| <b>METALS AND ORES—</b>                      |          |         |         |         |         |          |          |          |          |          |
| Iron (a) . . . "                             | —        | —       | 2,508   | 2,001   | 2,075   | —        | —        | 67,302   | 55,488   | 53,300   |
| Iron or Steel (b) . . "                      | 2,268    | 3,697   | 2       | 3       | 3       | 79,384   | 1,27,549 | 104      | 380      | 550      |
| Lead, pig . . . Cwts.                        | 22,793   | 18,193  | 12,097  | 2,000   | —       | 2,08,330 | 2,26,587 | 1,43,316 | 21,024   | —        |
| Others . . . Tons                            | 15       | —       | 9       | —       | —       | 5,987    | 754      | 3,726    | 187      | 208      |
| Total Metals and Ores "                      | 2,423    | 4,697   | 3,169   | 2,104   | 2,078   | 2,94,181 | 3,56,890 | 2,14,508 | 77,079   | 54,064   |
| <b>OILS—</b>                                 |          |         |         |         |         |          |          |          |          |          |
| Animal . . . Gals.                           | —        | —       | —       | —       | 4       | —        | —        | —        | —        | 27       |
| <b>Essential—</b>                            |          |         |         |         |         |          |          |          |          |          |
| Sandalwood oil . . "                         | 139      | —       | 83      | 83      | —       | 15,710   | —        | 750      | 2,250    | —        |
| Other sorts . . . "                          | 250      | 334     | 333     | —       | —       | 2,100    | 7,500    | 6,000    | —        | —        |
| Total Essential . . . "                      | 389      | 334     | 416     | 83      | —       | 17,810   | 7,500    | 6,750    | 2,250    | —        |
| <b>Vegetable, non-essential "</b>            |          |         |         |         |         |          |          |          |          |          |
| Vegetable, non-essential "                   | 1,703    | 1,029   | 10,095  | 9,301   | 1,004   | 3,663    | 3,474    | 15,141   | 13,952   | 2,190    |
| Total Oils . . . "                           | 2,092    | 1,363   | 10,511  | 9,384   | 1,008   | 21,473   | 9,514    | 21,891   | 16,202   | 2,217    |
| <b>PROVISIONS AND OILMAN'S STORES—</b>       |          |         |         |         |         |          |          |          |          |          |
| Ghi . . . Cwts.                              | 970      | 1,387   | 1,602   | 2,110   | 1,486   | 82,321   | 97,156   | 76,721   | 1,03,841 | 90,651   |
| Pickles, chutnies, and condiments . . . "    | 423      | 454     | 336     | 366     | 470     | 20,418   | 20,426   | 13,404   | 11,177   | 13,286   |
| Other sorts of provisions Value              | —        | —       | —       | —       | —       | 16,611   | 4,975    | 3,986    | 1,728    | 1,278    |
| Total Provisions and Oilman's stores . . . " | —        | —       | —       | —       | —       | 1,19,250 | 1,22,557 | 94,111   | 1,16,746 | 1,05,215 |
| SEEDS . . . TONS                             | 156      | 87      | 49      | 9       | 22      | 82,936   | 16,400   | 6,105    | 13,017   | 4,000    |
| <b>TEXTILES—</b>                             |          |         |         |         |         |          |          |          |          |          |
| <b>Cotton—</b>                               |          |         |         |         |         |          |          |          |          |          |
| Raw . . . "                                  | 262      | 5       | —       | 12      | 6       | 1,50,000 | 1,500    | —        | 4,968    | 3,164    |
| Twist and yarn . . Lbs.                      | 130,000  | 4,000   | —       | —       | —       | 45,000   | 1,950    | —        | —        | —        |

(a) Separately recorded from 1933-34.  
(b) Does not include figures of Iron from 1933-34.

No. 13—continued  
HONGKONG—continued.  
EXPORTS THEREFROM—continued

INDIAN MERCHANDISE—concluded

| ARTICLES   | QUANTITY   |            |            |            |           | VALUE       |             |             |           |           |
|--|------------|------------|------------|------------|-----------|-------------|-------------|-------------|-----------|-----------|
|  | 1931-32    | 1932-33    | 1933-34    | 1934-35    | 1935-36   | 1931-32     | 1932-33     | 1933-34     | 1934-35   | 1935-36   |
| <b>TEXTILE—contd.</b>  |            |            |            |            |           |             |             |             |           |           |
| Jute—  |            |            |            |            |           | R           | R           | R           | R         | R         |
| Raw . . . . . Tons   | 2,365      | 3,444      | 3,454      | 3,899      | 3,058     | 4,00,410    | 5,54,855    | 4,53,638    | 5,59,401  | 5,31,763  |
| Twist and yarn . . . Lbs.  | 335,500    | 1,792      | 3,850      | 44,327     | 13,027    | 43,766      | 443         | 582         | 5,104     | 1,750     |
| Manufactures—  |            |            |            |            |           |             |             |             |           |           |
| Gunny bags . . . . . No.   | 26,698,100 | 24,921,100 | 19,388,900 | 10,872,400 | 8,940,200 | 74,33,469   | 64,25,018   | 43,93,161   | 26,56,011 | 21,14,956 |
| „ cloth . . . . . Yards  | 1,867,000  | 504,000    | 1,510,000  | 631,000    | 482,000   | 2,10,931    | 71,453      | 2,00,419    | 71,534    | 62,845    |
| Rope and twine . . . Cwts.   | 15,358     | 3,932      | 9,757      | 9,331      | 5,639     | 2,54,623    | 72,370      | 1,12,176    | 1,15,767  | 70,578    |
| Other sorts . . . . . Value  | —          | —          | —          | —          | —         | ..          | 390         | ..          | ..        | ..        |
| Total Jute manufactures (including twist and yarn) . . . . .                     | —          | —          | —          | —          | —         | 70,42,809   | 65,69,079   | 47,66,337   | 28,48,416 | 22,50,129 |
| <b>TOBACCO—</b>  |            |            |            |            |           |             |             |             |           |           |
| Unmanufactured . . . Lbs.  | 2,649,514  | 428,496    | 711,840    | 1,185,913  | 536,600   | 2,32,390    | 38,388      | 55,067      | 65,279    | 30,706    |
| Manufactured . . . . .   | ..         | 42         | 60         | 70         | ..        | ..          | 42          | 60          | 72        | ..        |
| Total Tobacco . . . . .  | 2,649,514  | 428,538    | 711,900    | 1,185,983  | 536,600   | 2,32,390    | 38,426      | 55,127      | 65,351    | 30,706    |
| <b>WAX OF ALL KINDS, other than PARAFFIN WAX (excluding CANDLES) . . . Cwts.</b> |            |            |            |            |           |             |             |             |           |           |
|  | 635        | 207        | 97         | 226        | 336       | 32,585      | 9,740       | 3,235       | 8,150     | 16,120    |
| <b>WOOD AND TIMBER—</b>  |            |            |            |            |           |             |             |             |           |           |
| Sandal wood . . . . . Tons   | 18         | 13         | 9          | 8          | 10        | 22,814      | 17,882      | 14,487      | 13,300    | 13,260    |
| Other kinds of wood and timber . . . . . Value                                   | —          | —          | —          | —          | —         | 11,050      | 3,440       | 1,968       | 2,712     | ..        |
| <b>PORTAL ARTICLES</b>   |            |            |            |            |           |             |             |             |           |           |
| ALL OTHER ARTICLES OF MERCHANDISE . . . . .                                      | —          | —          | —          | —          | —         | 2,19,836    | 4,74,554    | 2,91,308    | 1,53,404  | 1,42,591  |
|  | —          | —          | —          | —          | —         | 60,159      | 60,214      | 59,298      | 39,845    | 33,550    |
| <b>GRAND TOTAL . . . . .</b>   | —          | —          | —          | —          | —         | 1,80,09,600 | 1,41,95,608 | 1,07,63,470 | 56,93,910 | 50,01,293 |

FOREIGN MERCHANDISE

| ARTICLES  | QUANTITY |         |         |         |         | VALUE    |          |          |         |          |
|---|----------|---------|---------|---------|---------|----------|----------|----------|---------|----------|
|   | 1931-32  | 1932-33 | 1933-34 | 1934-35 | 1935-36 | 1931-32  | 1932-33  | 1933-34  | 1934-35 | 1935-36  |
| <b>APPAREL (including DRESSERY, UNIFORMS, ACCOUTREMENTS, BUT excluding HOSIERY AND BOOTS AND SHOES) . . . Value</b> |          |         |         |         |         |          |          |          |         |          |
|   | —        | —       | —       | —       | —       | 31,995   | 11,313   | 5,025    | 5,688   | 1,615    |
| <b>DRUGS AND MEDICINES (excluding CHEMICALS AND NARCOTICS) . . .</b>  |          |         |         |         |         |          |          |          |         |          |
|   | —        | —       | —       | —       | —       | 2,678    | 3,735    | ..       | 11,564  | 16,427   |
| <b>FISHMAW AND SHARKFIN Cwts.</b>   |          |         |         |         |         |          |          |          |         |          |
|   | 2,802    | 1,800   | 1,251   | 600     | 913     | 3,95,626 | 2,04,538 | 1,77,637 | 81,700  | 50,502   |
| <b>FRUITS AND VEGETABLES—</b>   |          |         |         |         |         |          |          |          |         |          |
| Fruits and vegetables: dried, salted, or preserved . . . . . Tons   | 164      | 127     | 166     | 95      | 50      | 99,174   | 70,322   | 74,611   | 51,015  | 29,992   |
| <b>GUMS AND RESINS—</b>   |          |         |         |         |         |          |          |          |         |          |
| Arabic . . . . . Cwts.  | 310      | 166     | 149     | ..      | 1,206   | 16,360   | 2,140    | 2,420    | ..      | 25,979   |
| Olibanum or frankincense . . . . .  | 3,350    | 2,659   | 1,141   | 3,459   | 3,561   | 54,470   | 38,185   | 32,325   | 49,914  | 42,846   |
| Other sorts . . . . .   | 3,661    | 1,447   | 1,353   | 946     | 2,062   | 1,02,313 | 46,753   | 33,202   | 26,795  | 58,797   |
| Total Gums and Resins . . . . .   | 7,321    | 4,272   | 2,543   | 4,405   | 6,829   | 1,73,643 | 87,078   | 57,947   | 76,700  | 1,27,622 |



No. 13—continued  
HONGKONG—concluded  
EXPORTS THERETO—concluded

FOREIGN MERCHANDISE—continued

| ARTICLES   | QUANTITY |         |         |         |         | VALUE       |             |             |           |           |
|--|----------|---------|---------|---------|---------|-------------|-------------|-------------|-----------|-----------|
|  | 1931-32  | 1932-33 | 1933-34 | 1934-35 | 1935-36 | 1931-32     | 1932-33     | 1933-34     | 1934-35   | 1935-36   |
| INSTRUMENTS, APPARATUS<br>AND APPLIANCES AND<br>PARTS THEREOF—                             |          |         |         |         |         | R           | R           | R           | R         | R         |
| Photographic Instrument Value  | —        | —       | —       | —       | —       | 12,513      | 4,053       | 10,901      | 3,537     | 50,999    |
| IVORY, UNMANUFACTURED Lbs.   | 4,708    | 5,231   | 5,205   | 5,884   | 2,482   | 28,290      | 31,440      | 21,583      | 24,711    | 9,005     |
| PROVISIONS AND OILMAN'S<br>STORES (excluding FISH<br>AND FRUITS AND VEGET-<br>ABLES) Cwts. | 143      | 14      | ..      | ..      | ..      | 18,585      | 3,133       | 18          | ..        | ..        |
| TEXTILES—<br>Silk—<br>Manufactures—<br>Piecegoods— Yards                                   | 3,542    | ..      | ..      | ..      | ..      | 10,025      | ..          | ..          | ..        | ..        |
| ALL OTHER ARTICLES OF<br>MERCHANDISE Value   | —        | —       | —       | —       | —       | 48,590      | 64,298      | 47,944      | 22,231    | 43,800    |
| GRAND TOTAL ..   | —        | —       | —       | —       | —       | 821,119     | 4,80,460    | 3,95,666    | 2,77,855  | 3,36,552  |
| GRAND TOTAL OF INDIAN<br>AND FOREIGN MER-<br>CHANDISE ..                                   | —        | —       | —       | —       | —       | 1,83,30,719 | 1,46,76,088 | 1,11,59,136 | 59,71,765 | 53,37,845 |

CHINA (EXCLUSIVE OF HONGKONG AND MACÃO)

IMPORTS THEREFROM

| ARTICLES   | QUANTITY |         |         |         |         | VALUE    |          |          |          |          |
|--|----------|---------|---------|---------|---------|----------|----------|----------|----------|----------|
|  | 1931-32  | 1932-33 | 1933-34 | 1934-35 | 1935-36 | 1931-32  | 1932-33  | 1933-34  | 1934-35  | 1935-36  |
| APPAREL (excluding HOSIERY<br>AND BOOTS AND SHOES)—  |          |         |         |         |         | R        | R        | R        | R        | R        |
| Apparel (including dra-<br>pery, uniforms, ac-<br>couterments) (a) Value                               | —        | —       | —       | —       | —       | 1,20,518 | 1,16,724 | 1,34,415 | —        | 1,42,036 |
| Cotton Knitted Fab-<br>rics (b) Lbs.   | —        | —       | —       | 525     | —       | —        | —        | —        | 887      | —        |
| Woolen Knitted Ap-<br>parel (b) ..   | —        | —       | —       | 73      | —       | —        | —        | —        | 109      | —        |
| Others (b) Value   | —        | —       | —       | —       | —       | —        | —        | —        | 1,12,374 | —        |
| Other sorts ..   | —        | —       | —       | —       | —       | 5,932    | 2,910    | 210      | 2,945    | 5,183    |
| Total Apparel, etc. "  | —        | —       | —       | —       | —       | 1,26,450 | 1,19,634 | 1,34,625 | 1,17,615 | 1,47,172 |
| BOOKS, PRINTED AND PRIN-<br>TED MATTER (not being<br>STATIONERY) including<br>MAPS AND CHARTS .. Cwts. | 133      | 152     | 199     | 230     | 198     | 16,131   | 9,662    | 14,854   | 13,318   | 12,032   |
| BOOTS AND SHOES .. Pairs   | 24,670   | 2,345   | 1,947   | 176,881 | 3,356   | 17,357   | 2,772    | 1,717    | 61,642   | 3,372    |
| CANDLES OF ALL KINDS .. Lbs.   | 84,996   | 624     | 673     | 3       | ..      | 13,236   | 210      | 210      | 1        | —        |
| CHEMICALS AND CHEMICAL<br>PREPARATIONS (excluding<br>CHEMICAL MANURES AND<br>MEDICINES)—               |          |         |         |         |         |          |          |          |          |          |
| Arsenic and its oxides .. Cwts.  | 403      | 317     | 149     | 387     | 371     | 24,847   | 14,131   | 6,218    | 17,253   | 12,370   |
| Other sorts of Chemicals Value   | —        | —       | —       | —       | —       | 25,965   | 17,858   | 22,471   | 35,662   | 37,213   |
| Total of Chemicals and Chemi-<br>cal preparations ..   | —        | —       | —       | —       | —       | 48,812   | 31,989   | 28,689   | 53,220   | 50,083   |

(a) Discontinued and shown under sub-heads in 1934-35.  
(b) Separately recorded in 1934-35 and discontinued from 1935-36.

No. 13—continued

## CHINA (EXCLUSIVE OF HONGKONG AND MACÃO)—continued

## IMPORTS THEREFROM—continued

| ARTICLES   | QUANTITY |           |           |           |           | VALUE    |          |          |          |          |
|--|----------|-----------|-----------|-----------|-----------|----------|----------|----------|----------|----------|
|  | 1931-32  | 1932-33   | 1933-34   | 1934-35   | 1935-36   | 1931-32  | 1932-33  | 1933-34  | 1934-35  | 1935-36  |
| CHINESE AND JAPANESE WARE<br>(including LACQUERED<br>WARE, BUT excluding<br>EARTHENWARE AND PORCE-<br>LAIN) . . . . . Value. | —        | —         | —         | —         | —         | 4,235    | 5,047    | 3,295    | 2,778    | 14,073   |
| DRUGS AND MEDICINES<br>(excluding CHEMICALS AND<br>NARCOTICS) . . . . . Value  | —        | —         | —         | —         | —         | 75,068   | 52,570   | 47,183   | 42,168   | 33,623   |
| DYING AND TANNING<br>SUBSTANCES—   |          |           |           |           |           |          |          |          |          |          |
| Dyes obtained from coal tar—   |          |           |           |           |           |          |          |          |          |          |
| Aniline (a) . . . . . Lbs.   | 24,373   | —         | —         | —         | —         | 48,146   | —        | —        | —        | —        |
| Othersorts . . . . . Value   | —        | —         | —         | —         | —         | ..       | 329      | 2,478    | ..       | ..       |
| Total Dyeing and Tanning<br>substances . . . . .   | —        | —         | —         | —         | —         | 48,146   | 329      | 2,478    | ..       | ..       |
| EARTHENWARE AND POR-<br>CELAIN—  |          |           |           |           |           |          |          |          |          |          |
| Earthenware . . . . .  | —        | —         | —         | —         | —         | 36,839   | 25,595   | 20,001   | 19,214   | 12,007   |
| Porcelain . . . . .  | —        | —         | —         | —         | —         | 20,230   | 1,181    | 2,051    | 1,340    | 4,001    |
| Total Earthenware and<br>Porcelain . . . . .   | —        | —         | —         | —         | —         | 56,119   | 26,770   | 22,052   | 20,554   | 16,008   |
| FIREWORKS . . . . . Lbs.   | 758,972  | 1,359,151 | 1,729,331 | 1,657,292 | 2,110,589 | 2,11,732 | 4,22,615 | 4,81,761 | 4,79,286 | 7,00,544 |
| FRUITS AND VEGETABLES—   |          |           |           |           |           |          |          |          |          |          |
| Fresh fruits and vege-<br>tables . . . . . Value   | —        | —         | —         | —         | —         | 11,655   | 15,408   | 14,043   | 13,367   | 3,538    |
| Fruits and vegetables:<br>dried, salted, or pro-<br>cessed not being can-<br>ned or bottled . . . . . Tons                   | 65       | 77        | 90        | 91        | 78        | 18,729   | 18,510   | 22,149   | 23,720   | 20,066   |
| Total Fruits and Vege-<br>tables . . . . . Value   | —        | —         | —         | —         | —         | 30,384   | 33,918   | 36,192   | 37,087   | 23,604   |
| GLASS AND GLASSWARE—   |          |           |           |           |           |          |          |          |          |          |
| Bangles . . . . .  | —        | —         | —         | —         | —         | 1,05,467 | 57,928   | 47,471   | 59,894   | 64,201   |
| Other glassware . . . . . Value  | —        | —         | —         | —         | —         | 3,670    | 13,296   | 16,887   | 20,136   | 16,721   |
| Total Glass and Glassware . . . . .  | —        | —         | —         | —         | —         | 1,15,137 | 71,224   | 64,358   | 80,030   | 80,922   |
| GRAIN, PULSE, AND FLOUR—   |          |           |           |           |           |          |          |          |          |          |
| Beans (dry) . . . . . Tons   | 2,579    | 794       | 115       | 92        | 194       | 2,22,495 | 1,12,124 | 12,252   | 8,061    | 22,831   |
| Pulse . . . . .  | 1,806    | 1,452     | 3,170     | 1,763     | 2,236     | 2,16,333 | 1,99,144 | 3,77,293 | 1,93,691 | 2,33,100 |
| Rice not in the husk . . . . .   | 1,986    | ..        | 2         | 1         | ..        | 1,62,108 | 49       | 205      | 103      | 87       |
| Other sorts . . . . .  | 18       | ..        | 27        | ..        | ..        | 1,550    | ..       | 3,370    | 5        | 80       |
| Total Grain, Pulse,<br>and Flour . . . . .   | 6,389    | 2,246     | 3,314     | 1,856     | 2,429     | 7,24,086 | 3,11,317 | 3,92,120 | 2,02,960 | 3,06,158 |
| HARDWARE, excluding<br>CUTLERY AND ELECTRO-<br>PLATED WARE . . . . . Value   | —        | —         | —         | —         | —         | 11,772   | 20,379   | 20,576   | 17,559   | 12,326   |
| INSTRUMENTS, APPARATUS<br>AND APPLIANCES AND<br>PARTS THEREOF—   |          |           |           |           |           |          |          |          |          |          |
| Electric lamp and parts<br>thereof—  |          |           |           |           |           |          |          |          |          |          |
| Electric bulbs, for torches Nos.   | 230,697  | 455,395   | 110,320   | 131,600   | 30,000    | 32,992   | 11,700   | 2,581    | 1,576    | 320      |
| Electric lamps other sorts . . . . .   | 206,620  | 1,990     | 65,392    | 417,928   | 333,311   | 1,57,906 | 1,535    | 37,030   | 2,24,303 | 1,49,359 |
| Parts and accessories of<br>electric lamps . . . . . Value   | —        | —         | —         | —         | —         | 1,22,911 | 2,33,809 | 92,626   | 33,328   | 1,107    |
| Batteries . . . . .  | —        | —         | —         | —         | —         | 30,780   | 45,378   | 25,005   | 25,623   | 19,022   |
| Electric goods and appa-<br>ratus not enumerated . . . . .   | —        | —         | —         | —         | —         | 25,710   | 14,942   | 5,748    | 8,201    | 2,387    |
| Musical . . . . .  | —        | —         | —         | —         | —         | 10,077   | 5,214    | 5,770    | 24,547   | 7,674    |
| Other kinds . . . . .  | —        | —         | —         | —         | —         | 6,308    | 11,207   | 2,560    | 5,711    | 2,426    |
| Total Instruments, Apparatus<br>and Appliances and parts<br>thereof . . . . .  | —        | —         | —         | —         | —         | 3,37,724 | 3,23,845 | 1,71,971 | 3,23,689 | 1,82,735 |

(a) Discontinued and shown under sub-heads from 1932-33.

## CHINA (EXCLUSIVE OF HONGKONG AND MACÃO)—continued

## IMPORTS THEREFROM—continued

| ARTICLES  | QUANTITY     |              |               |               |               | VALUE           |                 |                 |                 |                 |
|---|--------------|--------------|---------------|---------------|---------------|-----------------|-----------------|-----------------|-----------------|-----------------|
|   | 1931-32      | 1932-33      | 1933-34       | 1934-35       | 1935-36       | 1931-32         | 1932-33         | 1933-34         | 1934-35         | 1935-36         |
|   |              |              |               |               |               | R               | R               | R               | R               | R               |
| <b>JEWELLERY (excluding Imitation Jewellery, and Precious Stones and Pearls, Unset); also Plates of Gold and Silver . . . Value</b> | —            | —            | —             | —             | —             | 11,348          | 4,511           | 4,978           | 56,435          | 5,104           |
| <b>LIQUORS, including Denatured . . . and Perfumed Spirits—</b>   |              |              |               |               |               |                 |                 |                 |                 |                 |
| Ale and beer . . . Gals.  | 53           | 1,521        | 9,329         | 10,801        | 22,117        | 158             | 1,580           | 10,123          | 12,880          | 24,316          |
| Spirit . . . "  | 3,023        | 1,058        | 873           | 1,227         | 1,246         | 26,529          | 8,432           | 9,834           | 15,504          | 15,236          |
| Other sorts of Liquors . . . "  | 5            | ..           | 27            | 11            | 6             | 54              | ..              | 328             | 154             | 50              |
| <b>Total Liquors . . . "</b>  | <b>3,081</b> | <b>2,577</b> | <b>10,229</b> | <b>11,929</b> | <b>23,369</b> | <b>26,736</b>   | <b>10,012</b>   | <b>20,285</b>   | <b>28,538</b>   | <b>39,602</b>   |
| <b>MACHINERY AND MILL WORK . . . Value</b>  | —            | —            | —             | —             | —             | 2,665           | 6,180           | 10,147          | 24,376          | 13,583          |
| <b>MATS AND MATTING, except Coir and Rubber . Sq. Yards</b>   | 197,224      | 170,323      | 231,895       | 221,498       | 170,721       | 59,353          | 51,408          | 58,129          | 52,330          | 52,042          |
| <b>Metals and Ores—</b>   |              |              |               |               |               |                 |                 |                 |                 |                 |
| Tin—  |              |              |               |               |               |                 |                 |                 |                 |                 |
| Unwrought . . . "   | ..           | 5            | 10            | ..            | 263           | ..              | 454             | 1,567           | ..              | 39,914          |
| Zinc or Spelter . . . "   | ..           | ..           | 8,000         | 5             | ..            | ..              | ..              | 92,323          | 60              | ..              |
| Other metals . . . Tons   | 92           | 126          | 176           | 180           | 417           | 39,833          | 38,777          | 57,940          | 64,232          | 2,98,774        |
| <b>Total Metals (excluding ores) . . . "</b>  | <b>92</b>    | <b>126</b>   | <b>576</b>    | <b>180</b>    | <b>430</b>    | <b>39,833</b>   | <b>39,231</b>   | <b>1,51,635</b> | <b>64,292</b>   | <b>3,38,688</b> |
| <b>OILS—</b>  |              |              |               |               |               |                 |                 |                 |                 |                 |
| Essential . . . Gals.   | 994          | 1,557        | 920           | 631           | 1,633         | 10,143          | 15,267          | 8,531           | 5,392           | 16,758          |
| Other sorts of oils . . . "   | —            | —            | —             | —             | —             | 988             | 35,661          | 32,365          | 37,782          | 1,13,379        |
| <b>Total Oils . . . "</b>   | <b>—</b>     | <b>—</b>     | <b>—</b>      | <b>—</b>      | <b>—</b>      | <b>11,031</b>   | <b>50,928</b>   | <b>40,896</b>   | <b>43,174</b>   | <b>1,30,137</b> |
| <b>PAINTS AND PAINTERS' MATERIALS—</b>  |              |              |               |               |               |                 |                 |                 |                 |                 |
| Paints and Colours . Cwts.  | 163          | 216          | 246           | 134           | 231           | 59,392          | 64,222          | 16,155          | 16,347          | 53,133          |
| <b>PAPER AND PASTEBOARD—</b>  |              |              |               |               |               |                 |                 |                 |                 |                 |
| Paper—  |              |              |               |               |               |                 |                 |                 |                 |                 |
| Packing and wrapping paper (a) . Cwts.  | 101          | 129          | 222           | 140           | 731           | 6,010           | 3,386           | 7,209           | 10,309          | 39,173          |
| Other kinds of paper . . . "  | 2,335        | 2,736        | 2,739         | 3,194         | 2,986         | 61,504          | 70,332          | 60,389          | 69,235          | 49,036          |
| Pasteboard, millboard and cardboard of all kinds . . . "  | 122          | 532          | 65            | 321           | 13            | 4,643           | 5,527           | 2,627           | 1,574           | 996             |
| <b>Total Paper and Pasteboard . . . "</b>   | <b>2,608</b> | <b>3,397</b> | <b>3,026</b>  | <b>3,655</b>  | <b>3,730</b>  | <b>72,157</b>   | <b>79,245</b>   | <b>70,225</b>   | <b>81,118</b>   | <b>89,205</b>   |
| <b>PERFUMERY (not being Perfumed Spirit) . Value</b>  | —            | —            | —             | —             | —             | 2,180           | 6,577           | 8,524           | 17,714          | 10,235          |
| <b>PROVISIONS AND OILMAN'S STORES including Fish and Fruits and Vegetable Canned or Bottled—</b>                                    |              |              |               |               |               |                 |                 |                 |                 |                 |
| Canned and bottled provisions (not specified elsewhere)—  |              |              |               |               |               |                 |                 |                 |                 |                 |
| Canned or bottled fruits Cwts.  | 919          | 632          | 533           | 163           | 120           | 19,274          | 16,592          | 12,168          | 3,671           | 2,165           |
| Tinned or canned fish . . . "   | 137          | 174          | 492           | 934           | 181           | 9,696           | 11,209          | 20,060          | 14,474          | 12,967          |
| Other kinds . . . "   | 1,302        | 1,190        | 993           | 1,213         | 1,302         | 36,350          | 30,097          | 24,091          | 31,258          | 40,755          |
| Farinaceous and patent foods . . . "  | 3,291        | 2,932        | 2,331         | 2,740         | 1,699         | 58,502          | 51,251          | 46,592          | 44,253          | 26,093          |
| Jinglans Pickles, chutnies, sauces and condiments . . . "   | 99           | 6            | 3             | 2             | 1             | 21,297          | 1,131           | 376             | 345             | 213             |
| Other sorts of provisions . Value   | —            | —            | —             | —             | —             | 47,049          | 43,433          | 32,640          | 33,120          | 25,746          |
| <b>Total Provisions and Oilman's stores, etc. . . "</b>   | <b>—</b>     | <b>—</b>     | <b>—</b>      | <b>—</b>      | <b>—</b>      | <b>2,26,534</b> | <b>1,70,331</b> | <b>1,54,346</b> | <b>1,56,057</b> | <b>1,31,193</b> |

(a) Figures prior to 1935-36 include packing only.

No. 13—continued

## CHINA (EXCLUSIVE OF HONGKONG AND MACÃO)—continued

## IMPORTS THEREFROM—continued

| ARTICLES  | QUANTITY   |            |            |            |            | VALUE     |           |           |           |           |
|---|------------|------------|------------|------------|------------|-----------|-----------|-----------|-----------|-----------|
|   | 1931-32    | 1932-33    | 1933-34    | 1934-35    | 1935-36    | 1931-32   | 1932-33   | 1933-34   | 1934-35   | 1935-36   |
| SEEDS . . . . . Tons  | 4          | 11         | 6          | 26         | 77         | 2,341     | 3,956     | 2,097     | 7,212     | 16,087    |
| SPICES—   |            |            |            |            |            |           |           |           |           |           |
| Betel-nuts . . . . . Cwts.  | 1,582      | 3,899      | ..         | 723        | 160        | 9,355     | 22,231    | ..        | 3,391     | 1,100     |
| Cardamoms . . . . . "   | 445        | 671        | 575        | 902        | 640        | 23,313    | 39,019    | 20,332    | 23,204    | 27,307    |
| Cassia . . . . . "  | 43,454     | 42,603     | 54,132     | 53,303     | 55,559     | 5,61,471  | 5,08,500  | 6,07,918  | 5,81,396  | 6,19,622  |
| Ginger . . . . . "  | ..         | ..         | 2          | ..         | 1,757      | ..        | ..        | 23        | ..        | 23,548    |
| Other sorts . . . . . "   | 18         | ..         | ..         | 4          | 9          | 951       | 141       | ..        | 343       | 437       |
| Total Spices . . . . . "  | 45,494     | 47,178     | 54,709     | 55,432     | 58,122     | 5,99,090  | 5,69,941  | 6,38,770  | 6,05,334  | 6,72,004  |
| STATIONERY (excluding PAPER) . . . . . Value                      | —          | —          | —          | —          | —          | 13,440    | 19,052    | 13,642    | 17,906    | 24,223    |
| SUGAR—  |            |            |            |            |            |           |           |           |           |           |
| Sugar, 23 Dutch standard and above . . . . . Tons                 | 494        | 547        | 439        | 719        | 416        | 91,695    | 1,10,773  | 66,813    | 1,13,763  | 70,947    |
| Sugar, below 23 Dutch standard but not below 16 D.S., . . . . . " | 995        | 249        | 1,200      | 1,172      | 319        | 1,93,094  | 41,547    | 1,54,660  | 1,51,737  | 71,391    |
| TEA—  |            |            |            |            |            |           |           |           |           |           |
| Black . . . . . Lbs.  | 99,078     | 69,345     | 44,540     | 49,737     | 52,305     | 68,517    | 49,207    | 29,735    | 26,921    | 23,177    |
| Green . . . . . "   | 2,680,400  | 2,948,143  | 2,995,533  | 1,370,841  | 3,002,772  | 13,02,907 | 17,91,056 | 15,33,435 | 8,47,434  | 14,90,441 |
| Total Tea . . . . . "   | 2,780,166  | 3,017,688  | 3,040,132  | 1,420,628  | 3,055,077  | 13,71,424 | 18,40,263 | 16,13,270 | 8,74,355  | 15,13,618 |
| TEXTILES—   |            |            |            |            |            |           |           |           |           |           |
| Cotton—   |            |            |            |            |            |           |           |           |           |           |
| Twist and Yarn . . . . . "  | 13,215,233 | 13,305,400 | 10,209,275 | 12,735,925 | 12,922,437 | 93,01,301 | 84,13,610 | 64,65,624 | 92,00,653 | 90,22,342 |
| Manufactures—   |            |            |            |            |            |           |           |           |           |           |
| Hosiery—  |            |            |            |            |            |           |           |           |           |           |
| Stockings and socks—Dozen pairs                                   | 11,444     | 43,075     | 13,754     | 4,363      | 1,647      | 14,935    | 45,025    | 15,320    | 9,025     | 2,393     |
| Other sorts . . . . . Value                                       | —          | —          | —          | —          | —          | 5,407     | 2,332     | 1,467     | 1,594     | 3,319     |
| Total Hosiery . . . . . "   | —          | —          | —          | —          | —          | 20,342    | 47,407    | 17,387    | 10,619    | 5,712     |
| Piece-goods—  |            |            |            |            |            |           |           |           |           |           |
| Grey (unbleached)—  |            |            |            |            |            |           |           |           |           |           |
| Plain grey—   |            |            |            |            |            |           |           |           |           |           |
| Longcloth and Shirtings . . . . . Yards                           | 3,350,545  | 405,300    | 40         | 195,200    | ..         | 5,46,533  | 57,300    | 5         | 31,061    | ..        |
| Sheetings . . . . . "   | 540,000    | 247,500    | ..         | 229,500    | ..         | 72,606    | 33,629    | ..        | 36,392    | ..        |
| Others . . . . . "  | 20,000     | 3,000      | ..         | ..         | ..         | 3,322     | 1,200     | ..        | ..        | ..        |
| Total Plain Grey . . . . . "                                      | 3,910,545  | 655,300    | 40         | 424,700    | ..         | 6,22,461  | 92,129    | 5         | 68,453    | ..        |
| Bordered . . . . . "  | ..         | ..         | ..         | 23,300     | ..         | ..        | ..        | ..        | 4,753     | ..        |
| White (bleached) . . . . . "                                      | 1,645      | 1,575      | 22,167     | 1,047      | 339        | 360       | 373       | 2,344     | 253       | 39        |
| Coloured, printed, or dyed . . . . . "                            | 34,253     | 32,627     | 136,977    | 735,353    | 55,720     | 11,765    | 14,379    | 22,166    | 1,24,444  | 3,335     |
| Fanta of all descriptions (a) . . . . . "                         | 403        | 1,445      | 993        | ..         | ..         | 193       | 311       | 321       | ..        | ..        |
| Total Piece goods . . . . . "                                     | 3,998,351  | 746,947    | 160,177    | 1,199,900  | 56,109     | 6,35,314  | 1,07,697  | 25,336    | 1,39,908  | 3,724     |
| Other manufactures . . . . . Value                                | —          | —          | —          | —          | —          | 3,332     | 12,353    | 13,313    | 3,946     | 4,500     |
| Total Cotton manufactures (including Twist and Yarn) . . . . . "  | —          | —          | —          | —          | —          | 93,65,339 | 85,31,772 | 65,22,160 | 94,10,121 | 90,41,233 |
| Haberdaashery and Millinery . . . . . "                           | —          | —          | —          | —          | —          | 30,337    | 76,406    | 1,02,475  | 72,303    | 35,223    |
| Hemp—   |            |            |            |            |            |           |           |           |           |           |
| Raw . . . . . Cwts.   | ..         | 2,241      | ..         | ..         | ..         | ..        | 39,222    | ..        | ..        | ..        |
| Silk—   |            |            |            |            |            |           |           |           |           |           |
| Raw . . . . . Lbs.  | 1,356,132  | 2,563,257  | 1,793,703  | 1,101,955  | 490,693    | 54,64,016 | 93,51,505 | 55,33,051 | 33,31,306 | 13,30,303 |

(a) Quantity in lbs. shown from 1934-35.  
(b) Discontinued from 1934-35.

CHINA (EXCLUSIVE OF HONGKONG AND MACÃO)—continued

IMPORTS THEREFROM—concluded

| ARTICLES  | QUANTITY   |           |           |           |           | VALUE       |             |             |             |             |
|---|------------|-----------|-----------|-----------|-----------|-------------|-------------|-------------|-------------|-------------|
|   | 1931-32    | 1932-33   | 1933-34   | 1934-35   | 1935-36   | 1931-32     | 1932-33     | 1933-34     | 1934-35     | 1935-36     |
| <b>TEXTILES—continued</b>   |            |           |           |           |           | R           | R           | R           | R           | R           |
| Silk—continued  |            |           |           |           |           |             |             |             |             |             |
| Manufactures—   |            |           |           |           |           |             |             |             |             |             |
| Silk yarn, noils, and warps (a) . . . Lbs.  | 342,573    | 418,533   | 615,026   | —         | —         | 9,28,590    | 11,15,710   | 14,00,493   | —           | —           |
| Made from silk Waste or noils (b) . . . "   | —          | —         | —         | 492,019   | 479,765   | —           | —           | —           | 12,77,460   | 12,42,074   |
| Goods of silk mixed with other materials Yards  | 576,502    | 682,938   | 1,293,349 | 820,665   | 252,004   | 5,13,736    | 6,28,559    | 6,04,971    | 4,74,565    | 1,37,798    |
| Piece goods . . . "   | 7,735,078  | 7,812,465 | 5,746,229 | 4,462,081 | 3,808,008 | 49,25,348   | 43,82,702   | 23,64,838   | 18,73,563   | 12,89,515   |
| Other sorts . . . Value   | —          | —         | —         | —         | —         | 29,239      | 25,000      | 7,297       | 8,094       | 5,870       |
| Total Silk manufactures (including silk yarn, etc.) . . . "   | —          | —         | —         | —         | —         | 63,06,918   | 61,62,071   | 50,27,500   | 36,33,662   | 26,75,263   |
| <b>Wool—</b>  |            |           |           |           |           |             |             |             |             |             |
| Manufactures—   |            |           |           |           |           |             |             |             |             |             |
| Yarn and knitting wool . . . "  | 1          | 5,144     | 103       | 92        | 2         | 10          | 11,308      | 806         | 367         | 4           |
| Carpets and floor rugs . . . "  | 2,155      | 2,795     | 7,371     | 5,053     | 12,592    | 4,514       | 4,423       | 14,692      | 10,733      | 14,041      |
| <b>Artificial Silk—</b>   |            |           |           |           |           |             |             |             |             |             |
| Fleece goods made entirely of artificial silk . . . "   | 132,847    | 23,857    | 13,400    | 6,044     | 3,170     | 37,650      | 11,435      | 6,030       | 3,170       | 1,112       |
| Other sorts . . . "   | —          | —         | —         | —         | —         | 13,822      | 9,756       | 1,988       | 1,248       | 1,843       |
| <b>TOBACCO—</b>   |            |           |           |           |           |             |             |             |             |             |
| Manufactured—   |            |           |           |           |           |             |             |             |             |             |
| Cigarettes . . . { No. 67,750,620<br>{ lbs. 193,778   | 20,173,060 | 2,254,050 | 2,506,885 | 3,775,600 | 2,54,281  | 96,728      | 11,038      | 8,260       | 10,955      |             |
| Other sorts . . . "   | 9,950      | 5,759     | 2,601     | 992       | 1,104     | 7,581       | 6,018       | 2,160       | 1,215       | 576         |
| Total . . . "   | 208,723    | 58,328    | 8,289     | 7,348     | 10,447    | 2,61,812    | 1,02,746    | 13,198      | 9,475       | 11,531      |
| <b>TOILET REQUISITES (NOT SPECIFIED ELSEWHERE) Value</b>  | —          | —         | —         | —         | —         | 38,674      | 51,028      | 55,036      | 49,761      | 48,153      |
| <b>TOYS AND REQUISITES FOR GAMES (including FISHING TACKLE) UMBRELLAS AND UMBRELLA FITTINGS . . . "</b> | —          | —         | —         | —         | —         | 6,634       | 3,725       | 6,763       | 5,917       | 11,080      |
|   | —          | —         | —         | —         | —         | 35,649      | 23,784      | 900         | 172         | 83          |
| <b>VEHICLE—</b>   |            |           |           |           |           |             |             |             |             |             |
| Carrriages and carts not mechanically propelled (excluding railway, etc.) . . . "                       | —          | —         | —         | —         | —         | 24,897      | 39,809      | 41,636      | 4,009       | ..          |
| <b>WOOD AND TIMBER . . . "</b>  | —          | —         | —         | —         | —         | 10,110      | 6,046       | 14,193      | 14,254      | 9,327       |
| <b>POSTAL ARTICLES NOT SPECIFIED ALL OTHER ARTICLES OF MERCHANDISE . . . "</b>                          | —          | —         | —         | —         | —         | 3,43,310    | 1,22,832    | 3,02,022    | 1,73,975    | 1,68,500    |
|   | —          | —         | —         | —         | —         | 1,36,616    | 1,00,998    | 1,06,718    | 1,18,499    | 1,18,011    |
| <b>GRAND TOTAL . . . "</b>  | —          | —         | —         | —         | —         | 2,78,60,512 | 2,94,91,217 | 2,22,01,866 | 2,06,63,891 | 1,84,61,140 |

EXPORTS THERETO

INDIAN MERCHANDISE

| ARTICLES   | QUANTITY |         |         |         |         | VALUE   |          |         |         |         |
|--|----------|---------|---------|---------|---------|---------|----------|---------|---------|---------|
|  | 1931-32  | 1932-33 | 1933-34 | 1934-35 | 1935-36 | 1931-32 | 1932-33  | 1933-34 | 1934-35 | 1935-36 |
| <b>ANIMALS LIVING . . . No.</b>  | ..       | ..      | 10      | 11      | 20      | R       | R        | R       | R       | R       |
| <b>BUILDING AND ENGINEERING MATERIALS . . . Value.</b>                         | —        | —       | —       | —       | —       | 380     | 2,205    | 35,330  | 21,255  | 14,213  |
| <b>COAL AND COKE— . . . Tons</b>   | ..       | 27,520  | 7,809   | 2,495   | ..      | ..      | 3,09,050 | 51,133  | 15,593  | ..      |
| <b>COIR . . . Cwts.</b>  | 20       | 12      | 445     | 644     | 876     | 4,551   | 2,013    | 8,713   | 10,114  | 15,589  |
| <b>CORDAGE AND ROPE OF VEGETABLE FIBRE (excluding JUTE AND COTTON) . . . "</b> | 279      | 398     | 411     | 256     | 189     | 5,400   | 10,219   | 9,275   | 4,351   | 3,911   |
| <b>DRUGS AND MEDICINES (excluding CHEMICALS AND NARCOTICS) . . . Value</b>     | —        | —       | —       | —       | —       | 39,849  | 7,992    | 52,966  | 22,304  | 44,038  |

(a) Discontinued from 1934-35.

(b) Separately recorded from 1934-35.

## No. 13—continued

## CHINA (EXCLUSIVE OF HONGKONG AND MACÃO)—continued

## EXPORTS THERE TO—continued

## INDIAN MERCHANDISE—continued

| ARTICLES  | QUANTITY |         |         |         |         | VALUE       |             |           |           |           |
|---|----------|---------|---------|---------|---------|-------------|-------------|-----------|-----------|-----------|
|   | 1931-32  | 1932-33 | 1933-34 | 1934-35 | 1935-36 | 1931-32     | 1932-33     | 1933-34   | 1934-35   | 1935-36   |
| <b>DYEING AND TANNING SUBSTANCES—</b>           |          |         |         |         |         | R           | R           | R         | R         | R         |
| Myrobalans . . . Cwts.                          | 9,688    | 5,599   | 8,726   | 12,855  | 9,197   | 39,729      | 10,980      | 31,554    | 23,685    | 18,320    |
| Other sorts . . . "                             | 8        | 41      | 28      | 119     | 248     | 150         | 630         | 365       | 1,049     | 4,177     |
| Total Dyeing and Tanning substances . . . "     | 9,696    | 5,640   | 8,754   | 12,974  | 9,445   | 39,879      | 11,610      | 31,919    | 24,734    | 22,506    |
| <b>GRAIN, PULSE, AND FLOUR—</b>                 |          |         |         |         |         |             |             |           |           |           |
| Rice, not in the husk . . Tons                  | 853,566  | 283,823 | 170,613 | 173,425 | 71,747  | 2,65,20,772 | 1,79,96,527 | 92,71,987 | 97,45,684 | 49,64,010 |
| Other sorts . . . "                             | 11       | 18      | 17      | 9       | 21      | 2,583       | 2,754       | 2,702     | 1,405     | 2,755     |
| Total Grain, Pulse and Flour . . . "            | 853,567  | 283,830 | 170,630 | 173,434 | 71,768  | 2,65,23,355 | 1,79,99,281 | 92,74,689 | 97,47,289 | 49,66,774 |
| <b>HIDES AND SKINS RAW</b> . . No.              | 1        | 5       | 7       | 10      | 1       | 2,437       | 4,522       | 10,636    | 13,606    | 3,760     |
| JADRYKONE . . . Cwts.                           | 136      | 57      | 45      | 83      | 46      | 19,240      | 30,000      | 10,308    | 5,757     | 3,925     |
| KAPOK . . . "                                   | 778      | 1,719   | 2,028   | 753     | 787     | 25,467      | 48,725      | 48,752    | 16,921    | 17,054    |
| <b>LAC—</b>                                     |          |         |         |         |         |             |             |           |           |           |
| Shell . . . "                                   | 1,861    | 1,893   | 1,790   | 2,612   | 1,713   | 91,579      | 61,078      | 55,909    | 1,61,875  | 62,777    |
| <b>LEATHER—</b>                                 |          |         |         |         |         |             |             |           |           |           |
| <b>Hides, tanned or dressed—</b>                |          |         |         |         |         |             |             |           |           |           |
| Cow hides . . . { Tons                          | 136      | 105     | 48      | 82      | 82      | 1,67,080    | 1,09,047    | 34,350    | 24,457    | 25,500    |
| —No.  | —20,460  | —16,030 | —6,210  | —3,735  | —3,775  |             |             |           |           |           |
| <b>METALS AND ORES—</b>                         |          |         |         |         |         |             |             |           |           |           |
| <b>Iron—</b>                                    |          |         |         |         |         |             |             |           |           |           |
| Pig Iron . . . Tons                             | 12,742   | 13,499  | 19,258  | 17,068  | 8,675   | 4,51,245    | 4,59,039    | 4,37,348  | 3,77,825  | 2,01,903  |
| Manganese Ore . . . "                           | ..       | ..      | ..      | ..      | 5,400   | ..          | ..          | ..        | ..        | 81,800    |
| <b>Lead—</b>                                    |          |         |         |         |         |             |             |           |           |           |
| Pig . . . Cwts.                                 | 6,000    | 7,400   | 3,008   | 4,399   | ..      | 33,989      | 92,454      | 95,548    | 50,396    | ..        |
| Other kinds . . . Tons                          | ..       | ..      | ..      | ..      | ..      | 90          | 520         | 78        | 300       | 200       |
| Total Metals and Ores . . "                     | 13,042   | 18,899  | 19,663  | 17,288  | 14,075  | 5,36,324    | 5,52,668    | 5,32,974  | 4,38,521  | 2,03,903  |
| <b>OILS</b> . . . Gals.                         | 1,548    | 671     | 447     | 431     | 167     | 13,951      | 7,765       | 13,023    | 30,252    | 1,735     |
| <b>PAINTS AND PAINTER'S MATERIALS</b> . . Value | —        | —       | —       | —       | —       | 10,500      | 12,335      | 14,382    | 7,662     | 5,310     |
| <b>PARAFFIN WAX</b> . . . Tons                  | 4,925    | 3,050   | 1,140   | 2,189   | 1,950   | 23,45,000   | 14,51,246   | 4,78,800  | 8,78,600  | 8,10,000  |
| <b>PROVISIONS AND OILMAN'S STORES—</b>          |          |         |         |         |         |             |             |           |           |           |
| Gbl . . . Cwts.                                 | 185      | 171     | 643     | 347     | 676     | 14,951      | 11,152      | 29,492    | 18,728    | 44,795    |
| Pickles, chutnies, and condiments . . . "       | 246      | 520     | 524     | 563     | 384     | 13,358      | 15,340      | 23,215    | 21,069    | 14,337    |
| Other sorts of provisions . . Value             | —        | —       | —       | —       | —       | 6,310       | 4,446       | 1,586     | 3,044     | 6,714     |
| Total Provisions and Oilman's stores . . "      | —        | —       | —       | —       | —       | 35,119      | 31,438      | 54,293    | 42,841    | 65,846    |

## CHINA (EXCLUSIVE OF HONGKONG AND MACÃO)—continued

## EXPORTS THEREOF—continued

## INDIAN MERCHANDISE—concluded

| ARTICLES  | QUANTITY  |           |           |           |         | VALUE       |             |             |             |             |
|---|-----------|-----------|-----------|-----------|---------|-------------|-------------|-------------|-------------|-------------|
|   | 1931-32   | 1932-33   | 1933-34   | * 1934-35 | 1935-36 | 1931-32     | 1932-33     | 1933-34     | 1934-35     | 1935-36     |
| <b>RUBBER—</b>  |           |           |           |           |         | R           | R           | R           | R           | R           |
| Raw . . . . Lbs.  | 244,740   | ..        | ..        | ..        | 33,600  | 30,593      | ..          | ..          | ..          | 11,200      |
| Sha, black . . . . "  | 1,302,937 | 75        | 221       | ..        | 150     | 6,41,366    | 59          | 111         | ..          | 75          |
| <b>TEXTILES—</b>  |           |           |           |           |         |             |             |             |             |             |
| <b>Cotton—</b>  |           |           |           |           |         |             |             |             |             |             |
| Raw . . . . Tons  | 77,846    | 28,928    | 61,642    | 25,374    | 19,393  | 4,50,25,280 | 1,32,76,389 | 3,30,49,272 | 1,29,36,499 | 1,05,38,108 |
| Twist and yarn . . Lbs.   | 40,186    | 4,006     | ..        | ..        | ..      | 20,725      | 1,816       | ..          | ..          | ..          |
| <b>Manufactures—</b>  |           |           |           |           |         |             |             |             |             |             |
| Piecegoods . . Yards  | 87,965    | 138,822   | 100,948   | 2,816     | 19,044  | 25,327      | 43,438      | 20,797      | 1,188       | 6,650       |
| Other sorts of manufac-<br>tures . . . . Value                  | —         | —         | —         | —         | —       | 407         | ..          | ..          | 957         | 3,116       |
| Total Cotton manufac-<br>tures (including twist and yarn) . . " | —         | —         | —         | —         | —       | 46,959      | 45,254      | 29,797      | 2,145       | 9,798       |
| <b>Jute—</b>  |           |           |           |           |         |             |             |             |             |             |
| Raw . . . . Tons  | 6,621     | 6,787     | 7,068     | 8,236     | 9,521   | 12,03,582   | 9,97,575    | 9,81,442    | 11,18,203   | 14,62,538   |
| Twist and yarn . . Lbs.   | 2,238     | 1,675     | 2,805     | ..        | 3,359   | 600         | 432         | 301         | ..          | 653         |
| <b>Manufactures—</b>  |           |           |           |           |         |             |             |             |             |             |
| Gunny bags . . No.  | 1,714,100 | 496,000   | 606,500   | 1,168,200 | 747,600 | 4,92,524    | 1,05,550    | 1,31,158    | 2,73,776    | 1,60,525    |
| cloth . . . . Yards   | 3,862,000 | 3,716,400 | 1,537,000 | 1,137,000 | 531,000 | 4,44,545    | 4,02,854    | 1,77,711    | 1,27,404    | 66,004      |
| Rope and twine, Cwts.   | 5,163     | 4,890     | 5,634     | 5,312     | 3,677   | 79,832      | 61,823      | 63,198      | 60,298      | 42,939      |
| Other kinds . . Value   | —         | —         | —         | —         | —       | 2,059       | 2,765       | 6,785       | 3,429       | 1,240       |
| Total Jute manufactures<br>(including twist and yarn) . . "     | —         | —         | —         | —         | —       | 10,19,010   | 5,73,429    | 3,84,103    | 4,69,607    | 2,71,411    |
| <b>TOBACCO—</b>   |           |           |           |           |         |             |             |             |             |             |
| Unmanufactured . . Lbs.   | 216,000   | 71,820    | 2,068     | 9,020     | 275     | 21,750      | 7,144       | 230         | 760         | 40          |
| Others . . . . "  | ..        | 458       | 463       | 543       | 252     | ..          | 395         | 356         | 745         | 325         |
| Total Tobacco . . "   | 216,000   | 72,278    | 2,531     | 9,563     | 527     | 21,750      | 7,539       | 586         | 1,505       | 365         |
| <b>WOOD AND TIMBER—</b>   |           |           |           |           |         |             |             |             |             |             |
| Teak Wood . . Cubic tons  | ..        | 5         | ..        | 376       | 1       | ..          | 809         | ..          | 27,929      | 232         |
| Sandal wood . . Tons  | 46        | 41        | 86        | 61        | 30      | 56,025      | 71,980      | 1,25,766    | 94,772      | 42,690      |
| <b>POSTAL ARTICLES . . Value</b>                                | —         | —         | —         | —         | —       | ..          | ..          | 37,683      | 54,053      | 23,514      |
| <b>ALL OTHER ARTICLES OF<br/>MERCHANDISE . . "</b>              | —         | —         | —         | —         | —       | 66,742      | 84,090      | 21,181      | 32,024      | 27,213      |
| <b>GROSS TOTAL . . "</b>  | —         | —         | —         | —         | —       | 7,79,71,369 | 3,56,57,538 | 4,53,45,002 | 2,61,99,700 | 1,87,63,380 |

No. 13—continued

## CHINA (EXCLUSIVE OF HONGKONG AND MACÃO)—concluded

## EXPORTS THERE TO—concluded

## FOREIGN MERCHANDISE

| ARTICLES  | QUANTITY     |             |         |             |             | VALUE       |             |             |             |             |
|---|--------------|-------------|---------|-------------|-------------|-------------|-------------|-------------|-------------|-------------|
|   | 1931-32      | 1932-33     | 1933-34 | 1934-35     | 1935-36     | 1931-32     | 1932-33     | 1933-34     | 1934-35     | 1935-36     |
|   |              |             |         |             |             | R           | R           | R           | R           | R           |
| APPAREL (including DRAPERY, UNIFORMS, AND ACCOUTREMENTS, BUT EXCLUDING HOSIERY AND BOOTS AND SHOES) Value | —            | —           | —       | —           | —           | 20,008      | 9,189       | 4,842       | 10,140      | 2,134       |
| BUILDING AND ENGINEERING MATERIALS.   | —            | —           | —       | —           | —           | ..          | 9,160       | ..          | 46,800      | ..          |
| DRUGS AND MEDICINES (excluding CHEMICALS AND NARCOTICS)   | —            | —           | —       | —           | —           | 11,656      | 14,250      | 9,194       | 7,654       | 1,000       |
| DYING AND TANNING SUBSTANCES  | —            | —           | —       | —           | —           | ..          | 10,656      | 11,592      | 8,607       | 8,576       |
| HARDWARE excluding CUTLERY AND ELECTROPLATED WARE   | —            | —           | —       | —           | —           | 9,880       | 10,758      | 8,167       | 15,807      | 1,016       |
| HIDES AND SKINS, RAW—   |              |             |         |             |             |             |             |             |             |             |
| Skins, raw (Tons—No.)   | 16<br>27,954 | 6<br>36,762 | 670     | 7<br>46,145 | 4<br>22,294 | 19,152      | 8,598       | 1,172       | 7,180       | 2,875       |
| LIQUORS (Gals.)   | 818          | 8,647       | ..      | ..          | ..          | 2,668       | 56,041      | ..          | ..          | ..          |
| MACHINERY AND MILL-WORK Value   | —            | —           | —       | —           | —           | 1,15,640    | 1,678       | 8,156       | 8,466       | 5,696       |
| TEXTILES—   |              |             |         |             |             |             |             |             |             |             |
| Cotton—   |              |             |         |             |             |             |             |             |             |             |
| Manufactures—   |              |             |         |             |             |             |             |             |             |             |
| Piece-goods—  |              |             |         |             |             |             |             |             |             |             |
| Coloured, printed, or dyed (Yards)  | 10,708       | 31,297      | 34,058  | 27,287      | 7,442       | 4,862       | 12,777      | 16,340      | 12,146      | 8,312       |
| OTHER TEXTILES—   |              |             |         |             |             |             |             |             |             |             |
| Manufactured (Value)  | ..           | ..          | ..      | ..          | ..          | 30,365      | 65          | ..          | 1,255       | ..          |
| VEHICLES (excluding LOCOMOTIVES, ETC., FOR RAILWAYS)  | —            | —           | —       | —           | —           | 5,010       | 5,481       | 9,180       | 26,514      | 2,873       |
| Postal Articles   | —            | —           | —       | —           | —           | ..          | ..          | 2,621       | 1,858       | 2,967       |
| ALL OTHER ARTICLES OF MERCHANDISE   | —            | —           | —       | —           | —           | 50,412      | 24,198      | 18,012      | 25,516      | 31,478      |
| GRAND TOTAL   | —            | —           | —       | —           | —           | 2,69,057    | 1,62,741    | 89,238      | 1,66,747    | 56,927      |
| GRAND TOTAL OF INDIAN AND FOREIGN MERCHANDISE   | —            | —           | —       | —           | —           | 7,82,40,426 | 3,53,20,324 | 4,54,35,185 | 2,03,66,447 | 1,88,20,307 |



IMPORTS THEREFROM

| ARTICLES  | QUANTITY |         |         |         |         | VALUE    |          |          |          |          |
|---|----------|---------|---------|---------|---------|----------|----------|----------|----------|----------|
|   | 1931-32  | 1932-33 | 1933-34 | 1934-35 | 1935-36 | 1931-32  | 1932-33  | 1933-34  | 1934-35  | 1935-36  |
|   |          |         |         |         |         | R        | R        | R        | R        | R        |
| <b>ANIMALS, LIVING—</b>   |          |         |         |         |         |          |          |          |          |          |
| Horses . . . . . No.  | 3        | 41      | 52      | ..      | 1       | 2,000    | 12,300   | 26,000   | ..       | 1,198    |
| Other kinds . . . . . "   | 4        | 8       | 6       | ..      | 202     | 470      | 320      | 580      | ..       | 89       |
| Total Animals, living . . . . . "   | 7        | 49      | 58      | ..      | 203     | 2,470    | 12,620   | 26,580   | ..       | 1,207    |
| <b>ART. WORKS OF (other than PICTURES) . . . . . Value</b>  | —        | —       | —       | —       | —       | 160      | ..       | 22       | 2        | 11,001   |
| <b>BOOKS, PRINTED, AND PRINTED MATTER (not being STATIONERY), including MAPS AND CHARTS . . . . . Cwts.</b> | 145      | 321     | 264     | 295     | 314     | 16,978   | 20,085   | 23,758   | 43,985   | 49,134   |
| <b>BUILDING AND ENGINEERING MATERIALS—</b>  |          |         |         |         |         |          |          |          |          |          |
| Asphalt . . . . . Tons  | 12,368   | 9,231   | 12,475  | 7,058   | 9,274   | 2,69,354 | 5,72,127 | 7,44,237 | 3,94,236 | 5,11,513 |
| <b>CHEMICALS AND CHEMICAL PREPARATIONS . . . . . Value</b>  | —        | —       | —       | —       | —       | 15,584   | 61,881   | 51,067   | 19,116   | 2,248    |
| <b>DRUGS AND MEDICINES (excluding CHEMICALS AND NARCOTICS) . . . . . "</b>                                  | —        | —       | —       | —       | —       | 10,492   | 16,988   | 7,036    | 6,788    | 5,458    |
| <b>DYEING AND TANNING SUBSTANCES . . . . . "</b>  | —        | —       | —       | —       | —       | 12,200   | 5,890    | 2,400    | 4,784    | 16,591   |
| <b>FRUITS AND VEGETABLES—</b>   |          |         |         |         |         |          |          |          |          |          |
| Fresh Fruits and Vegetables . . . . . "   | —        | —       | —       | —       | —       | 68,822   | 15,718   | 1,04,448 | 18,496   | 16,317   |
| <b>Fruits and vegetables : dried, salted, or preserved—</b>   |          |         |         |         |         |          |          |          |          |          |
| Almonds . . . . . Tons  | 66       | 10      | 12      | 62      | 24      | 32,792   | 5,580    | 5,450    | 22,084   | 7,040    |
| Other sorts . . . . . "   | 162      | 74      | 39      | 12      | 24      | 44,517   | 15,323   | 13,924   | 3,212    | 12,945   |
| Total fruits and vegetables : dried, salted, or preserved . . . . . "                                       | 228      | 84      | 51      | 74      | 48      | 77,309   | 20,903   | 19,374   | 26,196   | 20,885   |
| <b>Total Fruits and Vegetables . . . . . Value</b>  | —        | —       | —       | —       | —       | 1,45,631 | 36,621   | 1,23,822 | 44,692   | 39,202   |
| <b>GUMS AND RESINS—</b>   |          |         |         |         |         |          |          |          |          |          |
| Arabic . . . . . Cwts.  | 940      | 1,155   | 101     | ..      | ..      | 28,182   | 26,275   | 3,826    | ..       | ..       |
| Other sorts . . . . . "   | 15       | 25      | 30      | 30      | 172     | 1,764    | 3,940    | 2,168    | 2,664    | 8,043    |
| Total Gums and Resins . . . . . "   | 955      | 1,180   | 221     | 30      | 172     | 29,946   | 29,215   | 5,994    | 2,664    | 8,043    |
| <b>HARDWARE (excluding CUTLERY AND ELECTRO-PLATED WARE) . . . . . Value</b>                                 | —        | —       | —       | —       | —       | 613      | 11,372   | 3,545    | 1,101    | 2,528    |
| <b>INSTRUMENTS, APPARATUS AND APPLIANCES AND PARTS THEREOF . . . . . "</b>                                  | —        | —       | —       | —       | —       | 5,709    | 5,728    | 19,490   | 19,790   | 2,420    |
| <b>MANURES (excluding OIL CAKE)—</b>  |          |         |         |         |         |          |          |          |          |          |
| Potassic—   |          |         |         |         |         |          |          |          |          |          |
| Muriate of Potash . . . . . Tons  | 129      | 802     | 700     | 802     | 904     | 12,100   | 1,00,511 | 84,408   | 72,841   | 85,857   |
| Phosphatic . . . . . "  | 60       | 202     | 52      | 252     | 303     | 2,869    | 9,058    | 2,525    | 11,508   | 12,242   |
| Other sorts . . . . . "   | ..       | 500     | 20      | ..      | ..      | ..       | 45,112   | 1,800    | ..       | ..       |
| Total Manure (excluding oil cake) . . . . . "   | 189      | 1,504   | 772     | 1,054   | 1,207   | 14,969   | 1,54,681 | 88,823   | 84,349   | 98,099   |
| <b>OILS—</b>  |          |         |         |         |         |          |          |          |          |          |
| Mineral—  |          |         |         |         |         |          |          |          |          |          |
| Fuel Oils . . . . . Gals.   | 67,601   | 40,071  | ..      | ..      | 80      | 22,748   | 11,605   | ..       | ..       | 16       |

No. 13—continued  
EGYPT—continued  
IMPORTS THEREFROM—continued

| ARTICLES  | QUANTITY  |           |           |           |           | VALUE       |           |           |             |             |
|---|-----------|-----------|-----------|-----------|-----------|-------------|-----------|-----------|-------------|-------------|
|   | 1931-32   | 1932-33   | 1933-34   | 1934-35   | 1935-36   | 1931-32     | 1932-33   | 1933-34   | 1934-35     | 1935-36     |
| SALT . . . . . Tons   | 15,805    | 39,876    | 10,562    | 18,128    | 11,254    | 2,28,000    | 5,79,808  | 1,45,457  | 1,77,975    | 1,96,195    |
| SPICES . . . . . Cwts.  | ..        | ..        | 41        | 92        | 319       | ..          | ..        | 1,057     | 3,682       | 10,400      |
| STARCH DEXTRINE AND FARINA—   |           |           |           |           |           |             |           |           |             |             |
| Starch . . . . . Cwts.  | ..        | ..        | ..        | 4,573     | ..        | ..          | ..        | ..        | 23,556      | ..          |
| STONE AND MARBLE ] . Tons   | ..        | ..        | ..        | 4,250     | 5,893     | ..          | 5         | 8         | 56,433      | 74,698      |
| SUGAR—  |           |           |           |           |           |             |           |           |             |             |
| Sugar 23 Dutch Standard and above— Protected . . . . . "                      | ..        | ..        | ..        | 1,725     | ..        | ..          | ..        | ..        | 1,46,379    | ..          |
| Beet Sugar . . . . . "  | ..        | ..        | ..        | 825       | ..        | ..          | ..        | ..        | 82,600      | ..          |
| TEXTILES—   |           |           |           |           |           |             |           |           |             |             |
| Cotton—   |           |           |           |           |           |             |           |           |             |             |
| Raw . . . . . "   | 14,856    | 9,135     | 6,068     | 16,911    | 15,484    | 1,81,02,293 | 77,98,690 | 53,80,650 | 1,54,78,205 | 1,40,94,479 |
| Jute—   |           |           |           |           |           |             |           |           |             |             |
| Manufactures—   |           |           |           |           |           |             |           |           |             |             |
| Gunny bags . . . . . No.  | 100,250   | ..        | ..        | ..        | ..        | 10,120      | ..        | ..        | ..          | ..          |
| TOBACCO—  |           |           |           |           |           |             |           |           |             |             |
| Unmanufactured . . . . . Lbs.   | 3,078     | 7,375     | 2,866     | 4,593     | 5,755     | 5,197       | 16,416    | 9,282     | 7,740       | 7,675       |
| Manufactured—   |           |           |           |           |           |             |           |           |             |             |
| Cigarettes ( Lbs. =Na. )  | 9,446     | 3,775     | 2,999     | 4,184     | 2,707     | 62,549      | 32,346    | 32,423    | 27,923      | 24,871      |
| Other sorts . . . . . Lbs.  | 3,807,277 | 1,414,960 | 1,104,334 | 1,567,045 | 1,037,740 | ..          | ..        | ..        | ..          | 53          |
| Total Tobacco . . . . . "   | 12,524    | 11,150    | 5,865     | 8,717     | 8,476     | 67,750      | 48,764    | 41,705    | 35,713      | 32,599      |
| VEHICLES, excluding LOCOMOTIVES, ETC., FOR RAILWAYS—                          |           |           |           |           |           |             |           |           |             |             |
| Mechanically propelled vehicles (excluding railway locomotives and tractors)— |           |           |           |           |           |             |           |           |             |             |
| Parts of aircraft . . . . . Value   | ..        | ..        | ..        | ..        | ..        | 24,437      | 16,028    | 46,664    | 27,015      | 33,433      |
| Other sorts . . . . . "   | ..        | ..        | ..        | ..        | ..        | 9,008       | 5,020     | 4,168     | 13,764      | 5,943       |
| Total mechanically propelled vehicles, etc. . . . . "                         | ..        | ..        | ..        | ..        | ..        | 33,435      | 21,048    | 50,827    | 40,779      | 44,376      |
| POSTAL ARTICLES NOT SPECIFIED . . . . . "                                     | ..        | ..        | ..        | ..        | ..        | 61,311      | 31,192    | 42,321    | 36,253      | 21,592      |
| ALL OTHER ARTICLES OF MERCHANDISE . . . . . "                                 | ..        | ..        | ..        | ..        | ..        | 51,573      | 1,32,036  | 44,397    | 45,572      | 79,266      |
| GRAND TOTAL . . . . . "   | ..        | ..        | ..        | ..        | ..        | 1,47,02,267 | 95,55,246 | 67,60,596 | 1,67,49,794 | 1,53,01,160 |

EXPORTS THEREOF  
INDIAN MERCHANDISE

| ARTICLES  | QUANTITY |         |         |         |         | VALUE    |         |         |         |          |
|---|----------|---------|---------|---------|---------|----------|---------|---------|---------|----------|
|   | 1931-32  | 1932-33 | 1933-34 | 1934-35 | 1935-36 | 1931-32  | 1932-33 | 1933-34 | 1934-35 | 1935-36  |
| APPAREL (including DRAPEE, UNIFORMS, ACCOUTREMENTS BUT excluding HOSIERY AND BOOTS AND SHOES) . . . . . Value | ..       | ..      | ..      | ..      | ..      | 31,000   | 31,092  | 46,108  | 42,201  | 69,378   |
| BONES FOR MANUFACTURING PURPOSES . . . . . Tons   | 1,275    | ..      | ..      | ..      | ..      | 1,53,258 | ..      | ..      | ..      | ..       |
| CANES AND BATTANS . . . . . Cwts.   | 26       | 6       | ..      | 290     | 591     | 750      | 140     | ..      | 10,900  | 80,459   |
| DRUGS AND MEDICINES (excluding CHEMICALS AND NARCOTICS) . . . . . Value                                       | ..       | ..      | ..      | ..      | ..      | 18,995   | 19,206  | 21,209  | 11,130  | 18,853   |
| DYING AND TANNING SUBSTANCES—   |          |         |         |         |         |          |         |         |         |          |
| Turmeric . . . . . Cwts.  | 399      | 962     | 326     | 1,604   | 1,053   | 6,530    | 18,392  | 9,947   | 17,986  | 10,809   |
| Other sorts . . . . . "   | 1,862    | 2,064   | 2,952   | 2,754   | 2,365   | 29,143   | 30,704  | 25,102  | 34,407  | 22,465   |
| Total Dyeing and Tanning substances . . . . . "   | 2,261    | 3,026   | 3,278   | 4,358   | 3,418   | 35,673   | 49,096  | 35,049  | 52,393  | 33,274   |
| FRUITS AND VEGETABLES—  |          |         |         |         |         |          |         |         |         |          |
| Fruits and vegetables: dried, salted, or preserved, all sorts . . . . . "                                     | 460      | 612     | 637     | 533     | 693     | 65,040   | 95,166  | 89,545  | 68,214  | 1,55,025 |

No. 13—continued  
EGYPT—continued  
EXPORTS THERETO—continued

## INDIAN MERCHANDISE—continued

| ARTICLES  | QUANTITY      |               |               |               |               | VALUE            |                  |                  |                  |                  |
|---|---------------|---------------|---------------|---------------|---------------|------------------|------------------|------------------|------------------|------------------|
|   | 1931-32       | 1932-33       | 1933-34       | 1934-35       | 1935-36       | 1931-32          | 1932-33          | 1933-34          | 1934-35          | 1935-36          |
|   |               |               |               |               |               | ₹                | ₹                | ₹                | ₹                | ₹                |
| <b>GRAIN, PULSE, AND FLOUR—</b>   |               |               |               |               |               |                  |                  |                  |                  |                  |
| <b>Pulse—</b>   |               |               |               |               |               |                  |                  |                  |                  |                  |
| Gram . . . . . Tons   | 8,109         | 102           | ..            | 1             | ..            | 2,73,025         | 11,248           | ..               | 280              | ..               |
| Lentils . . . . . "   | 5             | ..            | 8             | 416           | 353           | 689              | 15               | 500              | 75,398           | 47,960           |
| Pulse, other sorts . . . . . "  | 265           | 36            | 8             | 8             | 50            | 26,581           | 4,297            | 1,411            | 1,310            | 5,465            |
| <b>Total Pulse</b> ..   | <b>8,379</b>  | <b>138</b>    | <b>10</b>     | <b>425</b>    | <b>403</b>    | <b>3,00,395</b>  | <b>15,555</b>    | <b>1,911</b>     | <b>76,958</b>    | <b>53,425</b>    |
| <b>Rice not in the husk—</b>  |               |               |               |               |               |                  |                  |                  |                  |                  |
| Boiled rice . . . . . "   | 1,027         | 2,166         | 1,937         | 1,844         | 3,037         | 1,21,064         | 2,16,630         | 1,23,545         | 1,13,088         | 2,25,599         |
| Cleaned rice . . . . . "  | 73,580        | 33,819        | 22,145        | 28,039        | 10,869        | 52,26,097        | 22,35,136        | 11,05,347        | 16,29,257        | 7,41,554         |
| Other sorts . . . . . "   | 5,065         | 300           | 20            | ..            | ..            | 4,16,302         | 23,717           | 1,058            | ..               | ..               |
| <b>Total Rice, not in the husk</b> ..   | <b>86,272</b> | <b>36,285</b> | <b>24,102</b> | <b>29,883</b> | <b>13,706</b> | <b>57,63,468</b> | <b>24,75,583</b> | <b>12,39,950</b> | <b>17,42,345</b> | <b>9,67,153</b>  |
| Wheat . . . . . "   | 201           | ..            | ..            | ..            | ..            | 13,392           | ..               | ..               | ..               | ..               |
| " flour . . . . . "   | 322           | 23            | 8             | 20            | ..            | 92,584           | 2,267            | 806              | 2,786            | ..               |
| Other sorts . . . . . "   | 110           | ..            | ..            | ..            | ..            | 4,420            | ..               | ..               | 15               | 64               |
| <b>Total Grain, Pulse, and Flour</b> ..   | <b>90,754</b> | <b>36,446</b> | <b>24,120</b> | <b>30,323</b> | <b>14,109</b> | <b>61,79,104</b> | <b>24,98,355</b> | <b>12,92,667</b> | <b>18,22,054</b> | <b>10,20,942</b> |
| <b>HIDES AND SKINS, RAW—</b>  |               |               |               |               |               |                  |                  |                  |                  |                  |
| <b>Hides, raw—</b>  |               |               |               |               |               |                  |                  |                  |                  |                  |
| Buffalo hides . . . . . Tons  | 140           | 125           | 313           | 357           | 199           | 59,801           | 36,994           | 80,398           | 99,014           | 50,885           |
| =No.  | =7,867        | =6,708        | =32,408       | =21,964       | =21,841       |                  |                  |                  |                  |                  |
| Cow hides . . . . . Tons  | 85            | 147           | 81            | 189           | 329           | 43,286           | 33,415           | 30,728           | 72,712           | 1,45,406         |
| =No.  | =20,550       | =26,235       | =13,671       | =30,754       | =67,372       |                  |                  |                  |                  |                  |
| Other hides . . . . . Tons  | ..            | ..            | ..            | =850          | ..            | ..               | ..               | ..               | 212              | ..               |
| =No.  | ..            | ..            | ..            | ..            | ..            | ..               | ..               | ..               | ..               | ..               |
| <b>Total Hides, raw</b> ..  | <b>225</b>    | <b>272</b>    | <b>394</b>    | <b>553</b>    | <b>528</b>    | <b>1,08,087</b>  | <b>70,409</b>    | <b>1,11,124</b>  | <b>1,71,938</b>  | <b>1,96,381</b>  |
| =No.  | =28,417       | =32,938       | =46,079       | =53,568       | =78,213       | ..               | ..               | ..               | ..               | ..               |
| <b>LAC—</b>   |               |               |               |               |               |                  |                  |                  |                  |                  |
| Shell . . . . . Cwts.   | 762           | 921           | 1,036         | 1,208         | 1,455         | 40,322           | 36,348           | 33,508           | 74,107           | 50,288           |
| <b>METALS AND ORES—</b>   |               |               |               |               |               |                  |                  |                  |                  |                  |
| Lead (excluding ores) . . . . . "   | ..            | ..            | ..            | 40            | ..            | ..               | ..               | ..               | 24,120           | ..               |
| Manganese ore . . . . . Tons  | ..            | ..            | ..            | ..            | 1,500         | ..               | ..               | ..               | ..               | 22,500           |
| Iron, pig . . . . . "   | 631           | 507           | 1,645         | 1,596         | 1,297         | 21,769           | 17,609           | 42,811           | 40,498           | 51,288           |
| Other sorts of metals . . . . . "   | 23            | ..            | 1             | 243           | 1             | 4,147            | 6,844            | 2,918            | 8,620            | 2,788            |
| <b>Total Metals and Ores</b> ..   | <b>643</b>    | <b>509</b>    | <b>1,646</b>  | <b>4,399</b>  | <b>2,798</b>  | <b>25,916</b>    | <b>24,453</b>    | <b>45,724</b>    | <b>78,288</b>    | <b>50,500</b>    |
| <b>OILS—</b>  |               |               |               |               |               |                  |                  |                  |                  |                  |
| Essential . . . . . Gals.   | 135           | 247           | 516           | 332           | 416           | 3,775            | 8,155            | 17,726           | 19,500           | 10,735           |
| <b>Vegetable, non-essential—</b>  |               |               |               |               |               |                  |                  |                  |                  |                  |
| Castor . . . . . "  | ..            | ..            | ..            | ..            | 13,488        | ..               | ..               | ..               | ..               | 19,855           |
| Other sorts . . . . . "   | 318           | 10,138        | 39,800        | 30,792        | 1,880         | 832              | 13,125           | 41,846           | 32,233           | 2,036            |
| <b>Total Vegetable, non-essential</b> ..  | <b>318</b>    | <b>10,138</b> | <b>39,800</b> | <b>30,792</b> | <b>15,388</b> | <b>832</b>       | <b>13,125</b>    | <b>41,846</b>    | <b>32,233</b>    | <b>21,041</b>    |
| <b>Total Oils</b> ..  | <b>453</b>    | <b>10,385</b> | <b>40,316</b> | <b>31,124</b> | <b>15,784</b> | <b>4,607</b>     | <b>21,280</b>    | <b>59,572</b>    | <b>45,738</b>    | <b>32,876</b>    |
| OIL CAKES . . . . . Tons  | 197           | ..            | 100           | 7,186         | ..            | 7,528            | ..               | 5,000            | 3,04,248         | ..               |
| PARAFFIN WAX . . . . . "  | 15            | ..            | 40            | 71            | 138           | 7,000            | ..               | 17,961           | 28,525           | 57,010           |
| <b>PROVISIONS AND OILMAN'S STORES (INCLUDING FISH, AND FRUITS AND VEGETABLES, CANNED OR BOTTLED)—</b>         |               |               |               |               |               |                  |                  |                  |                  |                  |
| Ghl . . . . . Cwts.   | 56            | 123           | 56            | 120           | 48            | 7,430            | 10,080           | 3,950            | 8,250            | 3,220            |
| Other sorts of provisions Value   | ..            | ..            | ..            | ..            | ..            | 9,088            | 9,870            | 3,895            | 3,000            | 5,343            |
| <b>Total Provisions and Oilman's stores (including fish, and fruits and vegetables, canned or bottled)</b> .. | <b>..</b>     | <b>..</b>     | <b>..</b>     | <b>..</b>     | <b>..</b>     | <b>17,418</b>    | <b>19,950</b>    | <b>7,845</b>     | <b>11,250</b>    | <b>8,623</b>     |
| <b>SEEDS—</b>   |               |               |               |               |               |                  |                  |                  |                  |                  |
| <b>Oil-seeds—</b>   |               |               |               |               |               |                  |                  |                  |                  |                  |
| Essential . . . . . Tons  | 8             | 6             | 95            | 102           | 13            | 1,492            | 3,374            | 35,492           | 35,641           | 4,887            |

No. 13—*continued*  
EGYPT—*continued*  
EXPORTS THERE TO—*continued*

INDIAN MERCHANDISE—*continued*

| ARTICLES  | QUANTITY          |                   |                   |                   |                   | VALUE            |                  |                  |                  |                  |
|---|-------------------|-------------------|-------------------|-------------------|-------------------|------------------|------------------|------------------|------------------|------------------|
|   | 1931-32           | 1932-33           | 1933-34           | 1934-35           | 1935-36           | 1931-32          | 1932-33          | 1933-34          | 1934-35          | 1935-36          |
| <b>SEEDS—contd.</b>   |                   |                   |                   |                   |                   | R                | R                | R                | R                | R                |
| <b>Oil-seeds—contd.</b>   |                   |                   |                   |                   |                   |                  |                  |                  |                  |                  |
| <b>Non-essential—</b>   |                   |                   |                   |                   |                   |                  |                  |                  |                  |                  |
| Castor . . . TONS   | 1,098             | --                | 50                | 2,167             | 222               | 1,28,405         | --               | 4,875            | 2,46,550         | 36,630           |
| Cotton . . . "  | --                | --                | 1,500             | --                | --                | --               | --               | 82,500           | --               | --               |
| Groundnuts . . . "  | 592               | 3,026             | 1,916             | 3,299             | 331               | 1,24,927         | 4,83,438         | 2,41,415         | 3,89,361         | 48,348           |
| Linseed . . . "   | 12,738            | 1,028             | 88                | 1,552             | 51                | 14,53,745        | 1,16,610         | 4,326            | 1,86,524         | 6,647            |
| Sesamum (oil or lin) . . . "  | 160               | 2,763             | 3,273             | 568               | 380               | 44,830           | 5,36,524         | 4,68,184         | 77,982           | 52,190           |
| Tea . . . "   | 169               | --                | --                | --                | --                | 1,76,085         | --               | --               | --               | --               |
| Other sorts . . . "   | 1                 | --                | 4                 | 2                 | 1                 | 400              | 150              | 1,440            | 900              | 220              |
| <b>Total Seeds, Non-Essential . . . "</b>                           | <b>14,778</b>     | <b>6,817</b>      | <b>6,761</b>      | <b>7,588</b>      | <b>985</b>        | <b>19,27,892</b> | <b>11,36,717</b> | <b>8,02,740</b>  | <b>9,01,317</b>  | <b>1,44,035</b>  |
| Other than oil-seeds . . . "  | 5                 | 3                 | --                | 3                 | 1                 | 487              | 370              | 105              | 700              | 582              |
| <b>Total Seeds . . . "</b>  | <b>14,778</b>     | <b>6,826</b>      | <b>6,876</b>      | <b>7,698</b>      | <b>989</b>        | <b>19,29,371</b> | <b>11,40,991</b> | <b>8,28,387</b>  | <b>9,37,558</b>  | <b>1,49,504</b>  |
| <b>SPICES—</b>  |                   |                   |                   |                   |                   |                  |                  |                  |                  |                  |
| Cardamoms . . . Cwts.   | 108               | 314               | 101               | 80                | 267               | 15,850           | 48,590           | 14,138           | 18,027           | 40,150           |
| Ginger . . . "  | 916               | 1,197             | 822               | 120               | 176               | 27,377           | 32,990           | 16,019           | 2,241            | 3,505            |
| Pepper . . . "  | 5,007             | 3,225             | 2,289             | 1,290             | 8                 | 2,86,155         | 1,67,415         | 1,05,001         | 46,527           | 135              |
| Other sorts . . . "   | 8                 | 321               | 12                | 12                | 13                | 190              | 4,640            | 267              | 315              | 386              |
| <b>Total Spices . . . "</b>   | <b>6,039</b>      | <b>5,047</b>      | <b>3,224</b>      | <b>1,502</b>      | <b>459</b>        | <b>3,29,572</b>  | <b>2,53,635</b>  | <b>1,35,470</b>  | <b>62,110</b>    | <b>44,176</b>    |
| <b>TEA, BLACK . . . Lbs.</b>  | <b>3,273,851</b>  | <b>2,002,275</b>  | <b>1,266,379</b>  | <b>684,551</b>    | <b>473,573</b>    | <b>14,70,957</b> | <b>8,46,378</b>  | <b>7,35,334</b>  | <b>3,83,545</b>  | <b>2,74,126</b>  |
| <b>TEXTILES—</b>  |                   |                   |                   |                   |                   |                  |                  |                  |                  |                  |
| Cotton—   |                   |                   |                   |                   |                   |                  |                  |                  |                  |                  |
| Raw . . . Ton   | --                | --                | 4                 | 43                | 17                | --               | --               | 5,000            | 23,900           | 13,500           |
| Waste . . . Cwts.   | --                | 492               | 938               | 405               | 2,203             | --               | 9,430            | 16,820           | 5,100            | 31,915           |
| Twist and yarn . . . Lbs.   | 2,409,846         | 528,671           | 262,140           | 164,140           | 435,540           | 18,35,663        | 2,67,632         | 1,46,022         | 90,479           | 2,36,698         |
| <b>Manufactures—</b>  |                   |                   |                   |                   |                   |                  |                  |                  |                  |                  |
| Piece-goods—  |                   |                   |                   |                   |                   |                  |                  |                  |                  |                  |
| Grey (unbleached) Yards   | 437,400           | --                | --                | --                | 301,300           | 71,586           | --               | --               | --               | 60,802           |
| White (bleached) . . . "  | 210               | --                | --                | 1,188             | --                | 47               | --               | --               | 464              | --               |
| Coloured, printed, or dyed . . . "                                  | 7,860             | 3,341             | 3,600             | 11,493            | 62,624            | 3,121            | 788              | 600              | 1,740            | 20,030           |
| <b>Total Piecegoods . . . "</b>                                     | <b>445,470</b>    | <b>3,341</b>      | <b>3,600</b>      | <b>12,681</b>     | <b>393,924</b>    | <b>74,754</b>    | <b>788</b>       | <b>600</b>       | <b>2,204</b>     | <b>70,382</b>    |
| Other sorts of manufactures . . . Value                             | --                | --                | --                | --                | --                | 3,500            | 2,890            | 1,000            | 1,944            | 1,930            |
| <b>Total Cotton manufactures (including twist and yarn) . . . "</b> | <b>--</b>         | <b>--</b>         | <b>--</b>         | <b>--</b>         | <b>--</b>         | <b>14,13,917</b> | <b>2,71,310</b>  | <b>1,47,622</b>  | <b>94,627</b>    | <b>3,09,010</b>  |
| <b>Jute—</b>  |                   |                   |                   |                   |                   |                  |                  |                  |                  |                  |
| Raw . . . Tons  | 8,844             | 5,401             | 8,499             | 8,208             | 12,248            | 14,71,194        | 8,76,709         | 12,18,010        | 12,25,190        | 20,78,570        |
| <b>Manufactures—</b>  |                   |                   |                   |                   |                   |                  |                  |                  |                  |                  |
| Gunny bags—   |                   |                   |                   |                   |                   |                  |                  |                  |                  |                  |
| Sacking . . . No.   | 8,135,015         | 6,183,800         | 9,353,500         | 10,516,100        | 12,932,650        | 25,09,792        | 13,64,467        | 26,46,040        | 28,28,384        | 34,53,062        |
| Hessian . . . "   | 6,165,450         | 6,664,650         | 8,124,250         | 8,473,650         | 10,688,750        | 20,65,570        | 16,12,356        | 26,28,518        | 26,97,059        | 29,15,568        |
| <b>Total Gunny bags . . . "</b>                                     | <b>14,290,465</b> | <b>12,848,450</b> | <b>17,477,750</b> | <b>18,989,750</b> | <b>23,621,400</b> | <b>45,75,362</b> | <b>34,76,823</b> | <b>51,74,558</b> | <b>55,25,443</b> | <b>63,68,630</b> |
| <b>Gunny cloth—</b>   |                   |                   |                   |                   |                   |                  |                  |                  |                  |                  |
| Sacking . . . yds.  | 4,540,000         | 4,152,000         | 6,668,000         | 5,513,000         | 5,850,000         | 6,11,738         | 5,65,285         | 7,43,820         | 6,55,333         | 7,55,012         |
| Hessian . . . "   | 2,320,000         | 2,416,500         | 4,767,059         | 4,105,000         | 4,096,000         | 2,71,482         | 2,67,555         | 5,08,830         | 5,65,240         | 4,07,512         |
| <b>Total Gunny cloth . . . "</b>                                    | <b>6,860,000</b>  | <b>6,568,500</b>  | <b>11,435,059</b> | <b>9,618,000</b>  | <b>9,946,000</b>  | <b>8,83,220</b>  | <b>8,32,840</b>  | <b>12,52,650</b> | <b>12,20,573</b> | <b>11,62,524</b> |
| Other sorts . . . Value   | --                | --                | --                | --                | --                | 651              | --               | 137              | --               | 359              |
| <b>Total Jute manufactures (including twist and yarn) . . . "</b>   | <b>--</b>         | <b>--</b>         | <b>--</b>         | <b>--</b>         | <b>--</b>         | <b>54,59,248</b> | <b>42,99,663</b> | <b>64,25,145</b> | <b>67,46,616</b> | <b>75,32,113</b> |
| <b>Wool Manufactures . . . "</b>                                    | <b>--</b>         | <b>--</b>         | <b>--</b>         | <b>--</b>         | <b>--</b>         | <b>670</b>       | <b>11,130</b>    | <b>3,000</b>     | <b>1,000</b>     | <b>1,100</b>     |

No. 13—continued  
EGYPT—continued  
EXPORTS THERE TO—continued

INDIAN MERCHANDISE—concluded

| ARTICLES                              | QUANTITY |         |         |         |         | VALUE       |             |             |             |             |
|---------------------------------------|----------|---------|---------|---------|---------|-------------|-------------|-------------|-------------|-------------|
|                                       | 1931-32  | 1932-33 | 1933-34 | 1934-35 | 1935-36 | 1931-32     | 1932-33     | 1933-34     | 1934-35     | 1935-36     |
| TOBACCO UNMANUFACTURED lbs.           | ..       | ..      | ..      | 11,892  | 37,311  | ..          | ..          | ..          | 4,368       | 13,992      |
| WOOD AND TIMBER—                      |          |         |         |         |         |             |             |             |             |             |
| Timber, other than railway sleepers—  |          |         |         |         |         |             |             |             |             |             |
| Teakwood .Cubic Tons                  | 30       | 67      | 219     | 371     | 474     | 5,699       | 10,611      | 62,996      | 32,908      | 1,03,520    |
| Sandal wood . "                       | 5        | 9       | 9       | 8       | 5       | 5,498       | 8,725       | 11,705      | 6,450       | 5,850       |
| Other kinds of wood and timber, Value | —        | —       | —       | —       | —       | 2,100       | 2,487       | 1,007       | 1,324       | 1,677       |
| Total Wood and Timber . "             | —        | —       | —       | —       | —       | 18,297      | 27,823      | 65,708      | 90,677      | 1,10,847    |
| POSTAL ARTICLES . "                   | —        | —       | —       | —       | —       | 1,91,177    | 2,50,435    | 1,16,847    | 1,22,088    | 96,644      |
| ALL OTHER ARTICLES OF MERCHANDISE . " | —        | —       | —       | —       | —       | 86,978      | 45,464      | 55,026      | 51,528      | 49,990      |
| GRAND TOTAL . "                       | —        | —       | —       | —       | —       | 1,90,57,969 | 1,08,89,812 | 1,15,27,181 | 1,24,68,336 | 1,24,56,003 |

FOREIGN MERCHANDISE

| ARTICLES  | QUANTITY |         |         |         |         | VALUE    |         |          |         |          |
|---|----------|---------|---------|---------|---------|----------|---------|----------|---------|----------|
|   | 1931-32  | 1932-33 | 1933-34 | 1934-35 | 1935-36 | 1931-32  | 1932-33 | 1933-34  | 1934-35 | 1935-36  |
| ANIMALS LIVING—   |          |         |         |         |         | R        | R       | R        | R       | R        |
| Horses . . . . No.  | ..       | 2       | 32      | ..      | 1       | ..       | 2,000   | 32,000   | ..      | 2,000    |
| Other kinds . . . . "   | ..       | ..      | 698     | 72      | ..      | ..       | ..      | 1,23,630 | 8,150   | ..       |
| APPAREL (including DRAPERY, UNIFORMS, AND ACCOUTREMENTS, BUT excluding HOSIERY AND BOOTS AND SHOES) . . . . Value | —        | —       | —       | —       | —       | 21,300   | 18,664  | 8,801    | 3,496   | 13,203   |
| CANES AND MATS . Cwts.  | 309      | 456     | 629     | 570     | 657     | 10,555   | 17,430  | 20,570   | 18,460  | 23,307   |
| FRUITS AND VEGETABLES—  |          |         |         |         |         |          |         |          |         |          |
| Fruits and vegetables dried, salted, or preserved . . Tons  | 384      | ..      | 336     | 105     | 140     | 1,00,644 | 38,698  | 1,00,797 | 52,606  | 64,314   |
| MACHINERY AND MILL-WORK . . . . Value   | —        | —       | —       | —       | —       | 31,271   | 1,102   | 1,776    | 1,047   | 3,221    |
| SPICES . . . . Cwts.  | 692      | 1,054   | 1,294   | 21      | 5,853   | 24,553   | 44,049  | 41,764   | 495     | 1,15,886 |
| TEXTILES—   |          |         |         |         |         |          |         |          |         |          |
| Cotton—   |          |         |         |         |         |          |         |          |         |          |
| Twist and yarn . lbs.   | 604      | 26,700  | 15,700  | 18,600  | 22,000  | 2,300    | 22,175  | 15,102   | 17,190  | 22,826   |
| Manufactures—   |          |         |         |         |         |          |         |          |         |          |
| Piece-goods—  |          |         |         |         |         |          |         |          |         |          |
| Grey (unbleached) Yards   | 59,400   | ..      | 500     | ..      | ..      | 12,450   | ..      | 120      | ..      | ..       |
| Other sorts . Value   | —        | —       | —       | —       | —       | ..       | 6,050   | ..       | ..      | ..       |
| Total Cotton manufactures (including twist and yarn) . "  | —        | —       | —       | —       | —       | 15,250   | 28,225  | 15,222   | 17,190  | 22,826   |
| Silk—   |          |         |         |         |         |          |         |          |         |          |
| Manufactures—   |          |         |         |         |         |          |         |          |         |          |
| Silk piece-goods . Yards  | ..       | 25      | 42,750  | ..      | ..      | ..       | 34      | 23,650   | ..      | ..       |
| Woolen manufacture Value  | —        | —       | —       | —       | —       | 52,683   | 54,111  | 33,330   | 33,550  | 23,700   |

No. 13—continued

EGYPT—concluded

EXPORTS THERETO—concluded

## FOREIGN MERCHANDISE—continued

| ARTICLES  | QUANTITY |         |         |         |         | VALUE       |             |             |             |             |
|---|----------|---------|---------|---------|---------|-------------|-------------|-------------|-------------|-------------|
|   | 1931-32  | 1932-33 | 1933-34 | 1934-35 | 1935-36 | 1931-32     | 1932-33     | 1933-34     | 1934-35     | 1935-36     |
|   |          |         |         |         |         | £           | £           | £           | £           | £           |
| VEHICLES (including LOCOMOTIVES FOR RAILWAYS, ETC.) . Value | —        | —       | —       | —       | —       | 19,130      | 9,754       | 2,090       | 80,087      | 6,358       |
| POSTAL ARTICLES . . . . .                                   | —        | —       | —       | —       | —       | 28,908      | 38,112      | 14,096      | 13,865      | 7,106       |
| ALL OTHER ARTICLES OF MERCHANDISE . . . . .                 | —        | —       | —       | —       | —       | 85,598      | 23,916      | 55,154      | 1,25,268    | 63,976      |
| GRAND TOTAL . . . . .                                       | —        | —       | —       | —       | —       | 4,24,482    | 2,76,095    | 5,34,280    | 8,04,714    | 3,56,697    |
| GRAND TOTAL OF INDIAN AND FOREIGN MERCHANDISE . . . . .     | —        | —       | —       | —       | —       | 1,94,82,451 | 1,11,85,937 | 1,20,61,461 | 1,28,28,050 | 1,28,12,760 |

## TRIPOLI (LIBYA)

IMPORTS THEREFROM

| ARTICLES              | QUANTITY |         |         |         |         | VALUE   |         |         |         |         |
|-----------------------|----------|---------|---------|---------|---------|---------|---------|---------|---------|---------|
|                       | 1931-32  | 1932-33 | 1933-34 | 1934-35 | 1935-36 | 1931-32 | 1932-33 | 1933-34 | 1934-35 | 1935-36 |
|                       |          |         |         |         |         | £       | £       | £       | £       | £       |
| TOTAL VALUE . . . . . | —        | —       | —       | —       | —       | £       | ..      | 8,912   | 2       | ..      |

EXPORTS THERETO

## INDIAN MERCHANDISE

| ARTICLES                                  | QUANTITY      |         |         |          |          | VALUE    |         |         |         |         |
|---|---------------|---------|---------|----------|----------|----------|---------|---------|---------|---------|
|   | 1931-32       | 1932-33 | 1933-34 | 1934-35  | 1935-36  | 1931-32  | 1932-33 | 1933-34 | 1934-35 | 1935-36 |
|   |               |         |         |          |          | £        | £       | £       | £       | £       |
| HIDES AND SKINS, RAW—                     |               |         |         |          |          |          |         |         |         |         |
| Hides, Raw—                               |               |         |         |          |          |          |         |         |         |         |
| Buffalo hides . . . . .                   | { tons 43     | { ..    | { ..    | { 7      | { 96     | } 14,978 | ..      | ..      | 1,007   | 19,560  |
|   | { -No. =1,931 | { ..    | { ..    | { =247   | { =3,049 |          |         |         |         |         |
| Cow hides . . . . .                       | { tons ..     | { 2     | { ..    | { 24     | { 23     | } ..     | 462     | ..      | 12,360  | 12,687  |
|   | { -No. ..     | { =450  | { ..    | { =5,096 | { =5,100 |          |         |         |         |         |
| TOTAL HIDES, RAW . . . . .                | { tons 43     | { 2     | { ..    | { 31     | { 119    | } 14,978 | 462     | ..      | 14,267  | 32,256  |
|   | { -No. =1,931 | { =450  | { ..    | { =5,343 | { =8,149 |          |         |         |         |         |
| TEXTILES—                                 |               |         |         |          |          |          |         |         |         |         |
| Cotton—                                   |               |         |         |          |          |          |         |         |         |         |
| Twist and yarn . . . . .                  | Lbs. 63,200   | 48,000  | 29,600  | 28,800   | ..       | 34,800   | 23,250  | 14,800  | 14,400  | ..      |
| Jute manufactures—                        |               |         |         |          |          |          |         |         |         |         |
| Gunny bags . . . . .                      | No. 38,000    | 45,000  | 20,000  | 30,000   | ..       | 11,109   | 6,800   | 2,550   | 3,750   | ..      |
| ALL OTHER ARTICLES OF MERCHANDISE . Value | —             | —       | —       | —        | —        | 16,819   | 21,518  | 22,200  | 17,125  | 1,650   |
| GRAND TOTAL . . . . .                     | —             | —       | —       | —        | —        | 70,697   | 51,525  | 39,550  | 49,542  | 33,906  |

TRIPOLI (LIBYA)—continued

EXPORTS THERE TO—continued

FOREIGN MERCHANDISE

| ARTICLES  | QUANTITY |         |         |         |         | VALUE      |         |            |         |         |
|---|----------|---------|---------|---------|---------|------------|---------|------------|---------|---------|
|   | 1981-82  | 1982-83 | 1983-84 | 1984-85 | 1985-86 | 1981-82    | 1982-83 | 1983-84    | 1984-85 | 1985-86 |
| TOTAL VALUE   | —        | —       | —       | —       | —       | £<br>2,250 | £<br>.. | £<br>2,600 | £<br>.. | £<br>.. |
| GRAND TOTAL OF IN-<br>DIAN AND FOREIGN<br>MERCHANDISE Value | —        | —       | —       | —       | —       | 78,947     | 51,525  | 42,150     | 49,542  | 88,906  |

TUNIS

IMPORTS THEREFROM

Nil.

EXPORTS THERE TO

INDIAN MERCHANDISE

| ARTICLES   | QUANTITY |         |         |         |         | VALUE      |             |             |             |            |
|--|----------|---------|---------|---------|---------|------------|-------------|-------------|-------------|------------|
|  | 1981-82  | 1982-83 | 1983-84 | 1984-85 | 1985-86 | 1981-82    | 1982-83     | 1983-84     | 1984-85     | 1985-86    |
| APPAREL (excluding HOSI-<br>ERY AND BOOTS AND<br>SHOES) Value                            | —        | —       | —       | —       | —       | £<br>..    | £<br>10,005 | £<br>..     | £<br>..     | £<br>..    |
| TEA—<br>Black Lbs.   | ..       | 2,500   | ..      | 88,822  | ..      | £<br>1,250 | £<br>..     | £<br>81,911 | £<br>..     | £<br>..    |
| TEXTILES—<br>SILK—<br>Manufactures—<br>Goods of silk mixed<br>with other materials Yards | ..       | ..      | 11,121  | ..      | ..      | £<br>..    | £<br>..     | £<br>26,350 | £<br>..     | £<br>..    |
| Silk piece-goods "   | ..       | 5,485   | ..      | ..      | ..      | £<br>..    | £<br>11,000 | £<br>..     | £<br>..     | £<br>..    |
| ALL OTHER ARTICLES OF<br>MERCHANDISE Value   | —        | —       | —       | —       | —       | £<br>9,427 | £<br>12,458 | £<br>5,987  | £<br>18,033 | £<br>4,444 |
| GRAND TOTAL  | —        | —       | —       | —       | —       | £<br>9,427 | £<br>24,718 | £<br>32,337 | £<br>44,944 | £<br>4,444 |

## TUNIS—continued

## EXPORTS THERE TO—continued

## FOREIGN MERCHANDISE

| ARTICLES  | QUANTITY |         |         |         |         | VALUE    |            |            |            |            |
|---|----------|---------|---------|---------|---------|----------|------------|------------|------------|------------|
|   | 1931-32  | 1932-33 | 1933-34 | 1934-35 | 1935-36 | 1931-32  | 1932-33    | 1933-34    | 1934-35    | 1935-36    |
| TOTAL VALUE   | —        | —       | —       | —       | —       | R<br>150 | R<br>6,400 | R<br>2,500 | R<br>8,085 | R<br>6,200 |
| GRAND TOTAL OF INDIAN AND FOREIGN MERCHANDISE Value | —        | —       | —       | —       | —       | 9,577    | 41,118     | 34,937     | 48,009     | 10,044     |

## ALGERIA

## IMPORTS THEREFROM

| ARTICLES    | QUANTITY |         |         |         |         | VALUE   |         |         |         |         |
|-------------|----------|---------|---------|---------|---------|---------|---------|---------|---------|---------|
|             | 1931-32  | 1932-33 | 1933-34 | 1934-35 | 1935-36 | 1931-32 | 1932-33 | 1933-34 | 1934-35 | 1935-36 |
| TOTAL VALUE | —        | —       | —       | —       | —       | —       | —       | —       | 1,919   | 3,979   |

## EXPORTS THERE TO

## INDIAN MERCHANDISE

| ARTICLES                                | QUANTITY |         |         |         |         | VALUE       |             |             |            |             |
|---|----------|---------|---------|---------|---------|-------------|-------------|-------------|------------|-------------|
|   | 1931-32  | 1932-33 | 1933-34 | 1934-35 | 1935-36 | 1931-32     | 1932-33     | 1933-34     | 1934-35    | 1935-36     |
| COFFEE Cwts.                            | 318      | 570     | 890     | 82      | 222     | R<br>19,080 | R<br>37,980 | R<br>22,800 | R<br>4,125 | R<br>14,677 |
| ALL OTHER ARTICLES OF MERCHANDISE Value | —        | —       | —       | —       | —       | 40          | 1,250       | 2,780       | 7,408      | 1,800       |
| GRAND TOTAL                             | —        | —       | —       | —       | —       | 19,120      | 39,230      | 25,580      | 11,533     | 16,477      |

## FOREIGN MERCHANDISE

Nil.

## MOROCCO (SPANISH, FRENCH AND TANGIER)

## IMPORTS THEREFROM

| ARTICLES    | QUANTITY |         |         |         |         | VALUE   |         |         |         |         |
|-------------|----------|---------|---------|---------|---------|---------|---------|---------|---------|---------|
|             | 1931-32  | 1932-33 | 1933-34 | 1934-35 | 1935-36 | 1931-32 | 1932-33 | 1933-34 | 1934-35 | 1935-36 |
| TOTAL VALUE | —        | —       | —       | —       | —       | ..      | ..      | ..      | 12      | 8,040   |



MOROCCO (SPANISH, FRENCH AND TANGIER)—continued

EXPORTS THERE TO

| ARTICLES   | QUANTITY |         |         |         |         | VALUE    |          |          |          |          |
|--|----------|---------|---------|---------|---------|----------|----------|----------|----------|----------|
|  | 1931-32  | 1932-33 | 1933-34 | 1934-35 | 1935-36 | 1931-32  | 1932-33  | 1933-34  | 1934-35  | 1935-36  |
|  |          |         |         |         |         | R        | R        | R        | R        | R        |
| DYING AND TANNING SUB-<br>STANCES—Cwts.                | ..       | ..      | 1,162   | 2,396   | 1,300   | ..       | ..       | 13,928   | 38,375   | 16,402   |
| SPICES . . . . .                                       | 187      | 576     | 150     | ..      | ..      | 7,500    | 20,760   | 5,150    | ..       | ..       |
| TANNERS—<br>Jute—<br>Manufactures—<br>Gunny bags . No. | 504,700  | 476,000 | 639,300 | 599,088 | 982,000 | 1,36,047 | 1,21,200 | 1,57,388 | 1,56,808 | 2,20,200 |
| ALL OTHER ARTICLES OF<br>MERCHANDISE . Value           | —        | —       | —       | —       | —       | 3,510    | 4,106    | 7,090    | 6,007    | 14,725   |
| GRAND TOTAL . . .                                      | —        | —       | —       | —       | —       | 1,47,057 | 1,46,155 | 1,83,548 | 1,95,190 | 2,60,836 |

FOREIGN MERCHANDISE

| ARTICLES  | QUANTITY |         |         |         |         | VALUE    |          |          |          |          |
|---|----------|---------|---------|---------|---------|----------|----------|----------|----------|----------|
|   | 1931-32  | 1932-33 | 1933-34 | 1934-35 | 1935-36 | 1931-32  | 1932-33  | 1933-34  | 1934-35  | 1935-36  |
| TOTAL VALUE . . .   | —        | —       | —       | —       | —       | R        | R        | R        | R        | R        |
| GRAND TOTAL OF INDIAN<br>AND FOREIGN MER-<br>CHANDISE . . . Value | —        | —       | —       | —       | —       | 1,47,057 | 1,46,155 | 1,83,548 | 1,97,018 | 2,64,036 |

CANARY ISLANDS  
IMPORTS THEREFROM

| ARTICLES  | QUANTITY |         |         |         |         | VALUE   |         |         |          |         |
|---|----------|---------|---------|---------|---------|---------|---------|---------|----------|---------|
|   | 1931-32  | 1932-33 | 1933-34 | 1934-35 | 1935-36 | 1931-32 | 1932-33 | 1933-34 | 1934-35  | 1935-36 |
| DYING AND TANNING SUB-<br>STANCES—<br>Cochineal . . . . . Cwts. | 160      | 295     | 192     | 1,419   | 713     | R       | R       | R       | R        | R       |
| All other Articles of Mer-<br>chandise . . . . . Value          | —        | —       | —       | —       | —       | ..      | ..      | 172     | 60       | 2,263   |
| TOTAL VALUE . . .   | —        | —       | —       | —       | —       | 22,018  | 34,791  | 19,549  | 1,10,923 | 69,922  |

EXPORTS THERE TO

| ARTICLES          | QUANTITY |         |         |         |         | VALUE   |         |         |         |         |
|-------------------|----------|---------|---------|---------|---------|---------|---------|---------|---------|---------|
|                   | 1931-32  | 1932-33 | 1933-34 | 1934-35 | 1935-36 | 1931-32 | 1932-33 | 1933-34 | 1934-35 | 1935-36 |
|                   |          |         |         |         |         | R       | R       | R       | R       | R       |
| TOTAL VALUE . . . | —        | —       | —       | —       | —       | 508     | 11,805  | 9,918   | 20,355  | 8,725   |

FOREIGN MERCHANDISE

| ARTICLES  | QUANTITY |         |         |         |         | VALUE   |         |         |         |         |
|---|----------|---------|---------|---------|---------|---------|---------|---------|---------|---------|
|   | 1931-32  | 1932-33 | 1933-34 | 1934-35 | 1935-36 | 1931-32 | 1932-33 | 1933-34 | 1934-35 | 1935-36 |
| TOTAL VALUE . . .   | —        | —       | —       | —       | —       | R       | R       | R       | R       | R       |
| GRAND TOTAL OF INDIAN<br>AND FOREIGN MER-<br>CHANDISE . . . Value | —        | —       | —       | —       | —       | 508     | 11,805  | 10,093  | 28,374  | 40,808  |

GOLD COAST (including BRITISH MANDATED TERRITORY OF TOGOLAND)

IMPORTS THEREFROM

No. 13—continued

## GOLD COAST (including BRITISH MANDATED TERRITORY OF TOGOLAND)—continued

## EXPORTS THERETO

## INDIAN MERCHANDISE

| ARTICLES   | QUANTITY  |           |           |           |           | VALUE    |          |          |          |           |
|--|-----------|-----------|-----------|-----------|-----------|----------|----------|----------|----------|-----------|
|  | 1931-32   | 1932-33   | 1933-34   | 1934-35   | 1935-36   | 1931-32  | 1932-33  | 1933-34  | 1934-35  | 1935-36   |
| APPAREL (including Drapery, Uniforms, Accoutrements but excluding hosiery and boots and shoes) . . . value | —         | —         | —         | —         | —         | ₤        | ₤        | ₤        | ₤        | ₤         |
| GRAIN, PULSE AND FLOUR—<br>Rice not in the husk . . . Tons   | 1,709     | 200       | 25        | 630       | 5,464     | 1,08,843 | 10,638   | 1,488    | 8,449    | 11,748    |
| TEXTILES—  |           |           |           |           |           |          |          |          |          |           |
| Cotton manufactures—   |           |           |           |           |           |          |          |          |          |           |
| Coloured, printed or dyed yds.   | ..        | ..        | ..        | 540       | 875,028   | ..       | ..       | ..       | 180      | 74,208    |
| Handkerchiefs and shawls in the piece . No.  | ..        | 1,920     | ..        | ..        | 4,638     | ..       | 1,020    | ..       | ..       | 15,374    |
| Jute—  |           |           |           |           |           |          |          |          |          |           |
| Manufactures—  |           |           |           |           |           |          |          |          |          |           |
| Gunny bags . . . No.   | 1,729,400 | 2,477,450 | 3,243,350 | 3,103,819 | 6,089,650 | 4,95,473 | 6,92,555 | 8,80,802 | 7,69,485 | 15,12,777 |
| ALL OTHER ARTICLES OF MERCHANDISE . . . Value  | —         | —         | —         | —         | —         | 316      | 2,157    | 5,135    | 18,683   | 33,023    |
| GRAND TOTAL . . .  | —         | —         | —         | —         | —         | 6,04,432 | 7,07,922 | 8,88,450 | 8,33,928 | 20,28,915 |

## FOREIGN MERCHANDISE

| ARTICLES  | QUANTITY |         |         |         |         | VALUE    |          |          |          |           |
|---|----------|---------|---------|---------|---------|----------|----------|----------|----------|-----------|
|   | 1931-32  | 1932-33 | 1933-34 | 1934-35 | 1935-36 | 1931-32  | 1932-33  | 1933-34  | 1934-35  | 1935-36   |
| TOTAL VALUE . . .   | —        | —       | —       | —       | —       | ₤        | ₤        | ₤        | ₤        | ₤         |
| GRAND TOTAL OF INDIAN AND FOREIGN MERCHANDISE . . . Value | —        | —       | —       | —       | —       | 6,04,432 | 7,08,405 | 8,95,210 | 8,33,928 | 20,29,505 |

## NIGERIA (including BRITISH MANDATED TERRITORY OF CAMEROONS)

## IMPORTS THEREFROM

| ARTICLES                                      | QUANTITY |         |         |         |         | VALUE   |         |         |         |         |
|---|----------|---------|---------|---------|---------|---------|---------|---------|---------|---------|
|   | 1931-32  | 1932-33 | 1933-34 | 1934-35 | 1935-36 | 1931-32 | 1932-33 | 1933-34 | 1934-35 | 1935-36 |
| Oil—  |          |         |         |         |         | ₤       | ₤       | ₤       | ₤       | ₤       |
| Vegetable, non-essential . gals.              | ..       | ..      | ..      | 52,537  | ..      | ..      | ..      | ..      | 38,743  | ..      |
| ALL OTHER ARTICLES OF MERCHANDISE . . . value | —        | —       | —       | —       | —       | ..      | ..      | ..      | 500     | ..      |
| GRAND TOTAL . . .                             | —        | —       | —       | —       | —       | ..      | ..      | ..      | 39,243  | ..      |

## EXPORTS THERETO

## INDIAN MERCHANDISE

| ARTICLES   | QUANTITY  |           |           |         |         | VALUE    |          |          |          |           |
|--|-----------|-----------|-----------|---------|---------|----------|----------|----------|----------|-----------|
|  | 1931-32   | 1932-33   | 1933-34   | 1934-35 | 1935-36 | 1931-32  | 1932-33  | 1933-34  | 1934-35  | 1935-36   |
| APPAREL (including drapery, uniforms, accoutrements but excluding hosiery and boots and shoes) . . . value | —         | —         | —         | —       | —       | ₤        | ₤        | ₤        | ₤        | ₤         |
| GRAIN, PULSE AND FLOUR—<br>Rice not in the husk . . . Tons   | 561       | 778       | 61        | 690     | 4,817   | 41,738   | 51,968   | 3,986    | 42,987   | 3,81,984  |
| TEXTILES—  |           |           |           |         |         |          |          |          |          |           |
| Cotton—  |           |           |           |         |         |          |          |          |          |           |
| Manufactures—  |           |           |           |         |         |          |          |          |          |           |
| Handkerchiefs and shawls in the piece . No.  | 1,162,644 | 1,111,344 | 1,612,026 | 617,856 | 373,142 | 6,28,500 | 6,73,273 | 5,17,557 | 5,60,841 | 14,81,540 |
| Piecegoods—  |           |           |           |         |         |          |          |          |          |           |
| Gray (unbleached)—<br>Shirtings . . . Yards  | ..        | ..        | ..        | 61,600  | 167,600 | ..       | ..       | ..       | 11,400   | 33,985    |

NIGERIA (including BRITISH MANDATED TERRITORY OF CAMEROONS)—continued

EXPORTS THERE TO—continued

INDIAN MERCHANDISE—continued

| ARTICLES   | QUANTITY  |           |           |           |           | VALUE     |           |           |           |           |
|--|-----------|-----------|-----------|-----------|-----------|-----------|-----------|-----------|-----------|-----------|
|  | 1931-32   | 1932-33   | 1933-34   | 1934-35   | 1935-36   | 1931-32   | 1932-33   | 1933-34   | 1934-35   | 1935-36   |
| TEXTILES—contd.                                      |           |           |           |           |           | R         | R         | R         | R         | R         |
| Cotton—contd.  |           |           |           |           |           |           |           |           |           |           |
| Piecegoods—contd.                                    |           |           |           |           |           |           |           |           |           |           |
| White (bleached)—<br>Shirtings . . . . . Yards       | ..        | ..        | ..        | ..        | 177,000   | ..        | ..        | ..        | ..        | 47,100    |
| Total of coloured, Printed<br>or dyed . . . . . "    | ..        | 30,720    | ..        | 913,512   | 6,868,196 | ..        | 16,000    | ..        | 1,78,257  | 13,97,513 |
| Jute—<br>Manufactures—<br>Gunny bags . . . . . "     | 2,386,900 | 3,304,800 | 4,615,160 | 6,925,700 | 8,973,700 | 5,79,038  | 8,10,506  | 11,32,346 | 16,70,394 | 21,35,058 |
| ALL OTHER ARTICLES OF<br>MERCHANDISE . . . . . Value | —         | —         | —         | —         | —         | 1,180     | 2,961     | 3,540     | 13,071    | 43,911    |
| GRAND TOTAL . . . . . "                              | —         | —         | —         | —         | —         | 12,61,568 | 15,57,650 | 16,62,660 | 24,91,389 | 55,41,125 |

FOREIGN MERCHANDISE

| ARTICLES  | QUANTITY |         |         |         |         | VALUE     |           |           |           |           |
|---|----------|---------|---------|---------|---------|-----------|-----------|-----------|-----------|-----------|
|   | 1931-32  | 1932-33 | 1933-34 | 1934-35 | 1935-36 | 1931-32   | 1932-33   | 1933-34   | 1934-35   | 1935-36   |
| TOTAL VALUE . . . . .   | —        | —       | —       | —       | —       | R 440     | R 4,617   | R 760     | R 612     | R 3,145   |
| GRAND TOTAL OF INDIAN<br>AND FOREIGN MER-<br>CHANDISE . . . . . Value | —        | —       | —       | —       | —       | 12,62,008 | 15,62,467 | 16,63,410 | 24,92,001 | 55,44,270 |

BELGIAN CONGO (including RUANDA URUNDI)

IMPORTS THEREFROM

| ARTICLES              | QUANTITY |         |         |         |         | VALUE   |         |         |         |         |
|-----------------------|----------|---------|---------|---------|---------|---------|---------|---------|---------|---------|
|                       | 1931-32  | 1932-33 | 1933-34 | 1934-35 | 1935-36 | 1931-32 | 1932-33 | 1933-34 | 1934-35 | 1935-36 |
| TOTAL VALUE . . . . . | —        | —       | —       | —       | —       | R 5     | ..      | 1,400   | ..      | ..      |

EXPORTS THERE TO

INDIAN MERCHANDISE

| ARTICLES              | QUANTITY |         |         |         |         | VALUE    |         |         |         |         |
|-----------------------|----------|---------|---------|---------|---------|----------|---------|---------|---------|---------|
|                       | 1931-32  | 1932-33 | 1933-34 | 1934-35 | 1935-36 | 1931-32  | 1932-33 | 1933-34 | 1934-35 | 1935-36 |
| TOTAL VALUE . . . . . | —        | —       | —       | —       | —       | R 17,000 | ..      | ..      | ..      | 747     |

FOREIGN MERCHANDISE

WEST AFRICA  
PROTECTORATE OF SOUTH WEST AFRICABRITISH, FRENCH, SPANISH, AND PORTUGUESE POSSESSIONS IN WEST AFRICA, FROM CAPE  
BLANCO TO ANGOLA (BENGUELA), including ST. HELENA

## IMPORTS THEREFROM

| ARTICLES    | QUANTITY |         |         |         |         | VALUE   |         |         |            |         |
|-------------|----------|---------|---------|---------|---------|---------|---------|---------|------------|---------|
|             | 1931-32  | 1932-33 | 1933-34 | 1934-35 | 1935-36 | 1931-32 | 1932-33 | 1933-34 | 1934-35    | 1935-36 |
| TOTAL VALUE | —        | —       | —       | —       | —       | R<br>10 | R<br>.. | R<br>80 | R<br>8,877 | R<br>.. |

## EXPORTS THERETO

## INDIAN MERCHANDISE

| ARTICLES   | QUANTITY  |           |           |           |           | VALUE    |          |           |           |           |
|--|-----------|-----------|-----------|-----------|-----------|----------|----------|-----------|-----------|-----------|
|  | 1931-32   | 1932-33   | 1933-34   | 1934-35   | 1935-36   | 1931-32  | 1932-33  | 1933-34   | 1934-35   | 1935-36   |
| APPAREL (including DRA-<br>PERY, UNIFORMS AND AC-<br>COUTREMENTS BUT exclud-<br>ing HOSIERY, BOOTS<br>AND SHOES) Value | —         | —         | —         | —         | —         | R        | R        | R         | R         | R         |
| BOOTS AND SHOES Pairs  | —         | —         | —         | —         | 28,563    | ..       | 13,080   | 4,894     | 20,987    | 1,01,064  |
| GRAIN, POLISH—<br>Rice not in the husk Tons  | —         | 400       | 775       | 1,750     | 6,820     | ..       | 19,707   | 41,248    | 1,02,941  | 4,86,707  |
| SEEDS—<br>Groundnuts, Oilseeds non<br>essential "  | —         | —         | —         | —         | 1,000     | ..       | ..       | ..        | ..        | 2,06,822  |
| TEXTILES—<br>Cotton manufactures (in-<br>cluding twist and yarn) Value   | —         | —         | —         | —         | —         | 8,768    | 1,10,513 | 96,264    | 1,01,716  | 3,85,751  |
| Jute manufactures—<br>Gunny bags No.   | 1,820,778 | 2,291,750 | 3,494,574 | 6,111,050 | 8,742,514 | 5,63,228 | 6,44,055 | 8,77,889  | 15,22,420 | 21,29,906 |
| ALL OTHER ARTICLES OF MER-<br>CHANDISE Value   | —         | —         | —         | —         | —         | 4,065    | 28,010   | 12,210    | 6,608     | 27,970    |
| GRAND TOTAL  | —         | —         | —         | —         | —         | 5,70,081 | 8,15,305 | 10,82,014 | 17,54,672 | 82,97,768 |

## FOREIGN MERCHANDISE

Nil.

## PROTECTORATE OF SOUTH WEST AFRICA

## IMPORTS THEREFROM

Nil

## EXPORTS THERETO

## INDIAN MERCHANDISE

| ARTICLES    | QUANTITY |         |         |         |         | VALUE   |         |          |          |             |
|-------------|----------|---------|---------|---------|---------|---------|---------|----------|----------|-------------|
|             | 1931-32  | 1932-33 | 1933-34 | 1934-35 | 1935-36 | 1931-32 | 1932-33 | 1933-34  | 1934-35  | 1935-36     |
| TOTAL VALUE | —        | —       | —       | —       | —       | R<br>.. | R<br>.. | R<br>506 | R<br>243 | R<br>43,578 |

## FOREIGN MERCHANDISE

| ARTICLES  | QUANTITY |         |         |         |         | VALUE   |         |         |         |         |
|---|----------|---------|---------|---------|---------|---------|---------|---------|---------|---------|
|   | 1931-32  | 1932-33 | 1933-34 | 1934-35 | 1935-36 | 1931-32 | 1932-33 | 1933-34 | 1934-35 | 1935-36 |
| TOTAL VALUE   | —        | —       | —       | —       | —       | R<br>.. | R<br>.. | R<br>50 | R<br>25 | R<br>.. |
| GRAND TOTAL OF INDIAN<br>AND FOREIGN MERCHAN-<br>DISE | —        | —       | —       | —       | —       | ..      | ..      | 556     | 268     | 43,578  |

UNION OF SOUTH AFRICA

IMPORTS THEREFROM

| ARTICLES  | QUANTITY |         |         |         |         | VALUE     |           |           |           |           |
|---|----------|---------|---------|---------|---------|-----------|-----------|-----------|-----------|-----------|
|   | 1931-32  | 1932-33 | 1933-34 | 1934-35 | 1935-36 | 1931-32   | 1932-33   | 1933-34   | 1934-35   | 1935-36   |
| ASBESTOS, RAW . Cwts.   | ..       | ..      | ..      | 4,929   | 14,068  | ..        | ..        | ..        | 41,904    | 1,48,433  |
| CHEMICALS AND CHEMICAL PREPARATIONS (excluding CHEMICAL MANURES AND MEDICINES) . . . . . Value      | —        | —       | —       | —       | —       | 45,989    | 37,788    | 24,394    | 15,023    | 19,762    |
| COAL AND COKE—  |          |         |         |         |         |           |           |           |           |           |
| Coal . . . . . Tons   | 23,211   | 18,516  | 35,770  | 32,353  | 19,203  | 3,99,949  | 2,02,078  | 5,16,817  | 4,70,417  | 2,76,168  |
| Coke . . . . . "  | 9,844    | 10,803  | 17,708  | 11,072  | 13,740  | 2,17,382  | 2,47,120  | 3,07,458  | 2,41,109  | 2,73,046  |
| Total Coal and Coke . . "   | 33,055   | 29,319  | 53,478  | 43,425  | 32,943  | 6,17,331  | 4,50,098  | 8,24,275  | 7,11,526  | 5,50,114  |
| DRUGS AND MEDICINES (excluding CHEMICAL AND NARCOTICS) . . . . . Value                              | —        | —       | —       | —       | —       | 12,735    | 20,722    | 10,745    | 872       | 11,277    |
| DYEING AND TANNING SUBSTANCES—  |          |         |         |         |         |           |           |           |           |           |
| Barks for tanning . . Cwts.   | 215,935  | 193,317 | 266,404 | 279,726 | 261,535 | 12,89,393 | 11,63,169 | 13,96,004 | 12,64,623 | 13,20,550 |
| Other sorts (including lacdye) . . Value  | —        | —       | —       | —       | —       | 295       | 59        | 1,940     | 995       | 25,162    |
| Total Dyeing and Tanning substances . . "   | —        | —       | —       | —       | —       | 12,89,688 | 11,63,228 | 13,97,944 | 12,65,618 | 13,45,712 |
| FRUITS AND VEGETABLES—  |          |         |         |         |         |           |           |           |           |           |
| Fresh Fruits and vegetables Value   | —        | —       | —       | —       | —       | 28,150    | 30,798    | 40,186    | 57,876    | 1,22,412  |
| Fruits and vegetables dried, salted or preserved not being canned or bottled . Tons                 | ..       | ..      | ..      | 858     | 1,500   | 100       | 27        | 80        | 97,727    | 2,05,664  |
| Total Fruits and Vegetables Value   | —        | —       | —       | —       | —       | 28,310    | 30,825    | 40,266    | 1,55,603  | 3,28,076  |
| MANURES (excluding OIL CAKE)—   |          |         |         |         |         |           |           |           |           |           |
| Phosphatic—   |          |         |         |         |         |           |           |           |           |           |
| Superphosphate . . . Tons   | ..       | ..      | 325     | 600     | ..      | ..        | ..        | 15,404    | 28,209    | ..        |
| METALS AND ORES—  |          |         |         |         |         |           |           |           |           |           |
| Copper—   |          |         |         |         |         |           |           |           |           |           |
| Unwrought . . . Cwts.   | ..       | ..      | 1,012   | 4,306   | 12,426  | ..        | ..        | 28,330    | 1,10,024  | 3,15,614  |
| PRECIOUS STONES AND PEARLS, UNSET . . . . . Value   | —        | —       | —       | —       | —       | 46,214    | ..        | 965       | ..        | ..        |
| PROVISIONS AND OILMAN'S STORES (including FISH AND FRUITS AND VEGETABLES, CANNED OR BUTTERED) . . " | —        | —       | —       | —       | —       | 39,028    | 20,288    | 31,477    | 36,367    | 31,142    |
| TEXTILES—   |          |         |         |         |         |           |           |           |           |           |
| Cotton—   |          |         |         |         |         |           |           |           |           |           |
| Raw . . . . . Tons  | ..       | ..      | 81      | 43      | 250     | 62        | 4         | 74,930    | 45,233    | 2,33,104  |
| POSTAL ARTICLES NOT SPECIFIED . . . . . Value   | —        | —       | —       | —       | —       | 54,718    | 35,406    | 30,550    | 36,114    | 20,145    |
| ALL OTHER ARTICLES OF MERCHANDISE . . "   | —        | —       | —       | —       | —       | 54,742    | 1,30,200  | 53,022    | 60,284    | 64,023    |
| GRAND TOTAL . . "   | —        | —       | —       | —       | —       | 21,80,417 | 19,02,614 | 25,02,352 | 25,23,507 | 31,23,297 |

## No. 13—continued

## UNION OF SOUTH AFRICA—continued

## EXPORTS THERETO

## INDIAN MERCHANDISE

| ARTICLES   | QUANTITY |         |         |         |         | VALUE     |           |           |           |           |
|--|----------|---------|---------|---------|---------|-----------|-----------|-----------|-----------|-----------|
|  | 1931-32  | 1932-33 | 1933-34 | 1934-35 | 1935-36 | 1931-32   | 1932-33   | 1933-34   | 1934-35   | 1935-36   |
| APPAREL (including DRAPEY, UNIFORMS, ACCOUTREMENTS, BUT excluding HOSIERY AND BOOTS AND SHOES) . . . . . Value | —        | —       | —       | —       | —       | 5,00,500  | 3,97,423  | 5,54,448  | 5,16,779  | 4,70,271  |
| BOOKS, PRINTED, ETC. . . . . Cwts.   | 117      | 82      | 93      | 89      | 119     | 13,170    | 9,276     | 9,541     | 9,770     | 13,360    |
| BOOTS AND SHOES . . . . . Pcs.   | 1,760    | 104     | 1,158   | 2,130   | 23,517  | 1,000     | 125       | 1,408     | 1,951     | 18,346    |
| COAL AND COKE—   |          |         |         |         |         |           |           |           |           |           |
| Coal . . . . . Tons  | 620      | ..      | ..      | ..      | 3,987   | 5,580     | ..        | ..        | ..        | 28,101    |
| COIR, MANUFACTURED—  |          |         |         |         |         |           |           |           |           |           |
| Coir yarn (a) . . . . . Cwts.  | —        | —       | 10,180  | 8,926   | 9,591   | —         | —         | 87,241    | 87,535    | 97,502    |
| Mats and mattings (a) . . . . . "  | —        | —       | 347     | 2,033   | 750     | —         | —         | 18,034    | 49,699    | 27,559    |
| Other sorts (a) . . . . . "  | —        | —       | ..      | ..      | 64      | —         | —         | ..        | ..        | 2,900     |
| Total Coir, manufactured (excluding rope) . . . . . Cwts.  | 5,800    | 5,120   | 10,520  | 10,959  | 10,405  | 69,392    | 46,662    | 1,01,275  | 1,36,234  | 1,28,018  |
| DRUGS AND MEDICINES (excluding CHEMICALS AND NARCOTICS) . . . . . Value  | —        | —       | —       | —       | —       | 15,475    | 17,092    | 20,720    | 15,500    | 42,248    |
| DYING AND TANNING SUBSTANCES—  |          |         |         |         |         |           |           |           |           |           |
| Myrobalsam . . . . . Cwts.   | 1,221    | 1,720   | 1,480   | 1,241   | 1,984   | 9,038     | 10,283    | 8,451     | 5,428     | 9,289     |
| Myrobalan extracts . . . . . "   | ..       | 900     | 1,502   | 2,480   | 3,032   | ..        | 9,801     | 15,035    | 24,316    | 30,343    |
| Turmeric . . . . . "   | 8,319    | 2,580   | 4,021   | 3,481   | 4,023   | 78,670    | 53,427    | 65,730    | 54,773    | 55,356    |
| Other sorts . . . . . "  | 5        | ..      | 8       | 12      | 1       | 120       | 286       | 188       | 555       | 45        |
| Total Dyeing and Tanning substances . . . . . "  | 4,545    | 5,200   | 7,011   | 7,214   | 9,040   | 87,823    | 78,797    | 89,899    | 86,072    | 95,043    |
| FISH (excluding CANNED FISH)—  |          |         |         |         |         |           |           |           |           |           |
| Fish, dry, unsalted . . . . . Cwts.  | 805      | 665     | 1,160   | 933     | 1,241   | 26,938    | 19,071    | 29,798    | 23,705    | 29,494    |
| FRUITS AND VEGETABLES—   |          |         |         |         |         |           |           |           |           |           |
| Fruits and vegetables: dried, salted, or preserved, all sorts . . . . . Tons                                   | 211      | 149     | 210     | 210     | 191     | 28,213    | 18,144    | 17,158    | 16,818    | 15,083    |
| GRAIN, PULSE AND FLOUR—  |          |         |         |         |         |           |           |           |           |           |
| Pulse—   |          |         |         |         |         |           |           |           |           |           |
| Beans . . . . . "  | 9        | 181     | 433     | 418     | 16      | 2,606     | 25,518    | 66,604    | 79,600    | 3,792     |
| Gram . . . . . "   | 151      | 177     | 179     | 193     | 76      | 41,530    | 35,178    | 33,116    | 36,442    | 12,013    |
| Lentils . . . . . "  | 191      | 129     | 221     | 248     | 343     | 27,491    | 18,103    | 23,905    | 31,725    | 44,663    |
| Other sorts . . . . . "  | 1,459    | 1,467   | 1,337   | 1,450   | 1,913   | 2,30,215  | 2,35,209  | 1,66,637  | 1,33,587  | 2,60,658  |
| Total Pulse . . . . . "  | 1,810    | 1,904   | 2,170   | 2,314   | 2,353   | 2,81,842  | 3,14,008  | 2,96,263  | 3,31,354  | 3,20,781  |
| Rice not in the husk—  |          |         |         |         |         |           |           |           |           |           |
| Boiled Rice . . . . . Tons   | 19,783   | 19,847  | 20,930  | 23,573  | 23,623  | 22,07,653 | 20,82,370 | 17,47,194 | 21,70,165 | 25,00,035 |
| Cleaned Rice . . . . . "   | 7,157    | 4,922   | 4,305   | 2,421   | 2,176   | 8,37,907  | 5,28,840  | 3,84,478  | 2,90,593  | 2,73,068  |
| Other sorts . . . . . "  | 16       | 6       | 53      | 25      | 9       | 2,642     | 1,771     | 6,579     | 2,143     | 1,480     |
| Total Rice not in the husk . . . . . "   | 26,956   | 24,775  | 25,344  | 26,019  | 25,708  | 30,48,202 | 26,86,481 | 21,38,251 | 24,62,901 | 27,80,483 |
| Other sorts . . . . . "  | 163      | 135     | 175     | 190     | 203     | 36,657    | 23,277    | 28,070    | 30,967    | 31,841    |
| Total Grain, Pulse and Flour . . . . . "   | 28,929   | 26,814  | 27,689  | 28,523  | 28,260  | 34,16,701 | 29,22,766 | 24,61,529 | 28,25,222 | 31,88,055 |
| INSTRUMENTS, APPARATUS, AND APPLIANCES AND PARTS THEREOF . . . . . Value                                       | —        | —       | —       | —       | —       | 37,540    | 15,101    | 36,793    | 40,911    | 68,672    |
| KAYOK . . . . . Cwts.  | 660      | 635     | 693     | 332     | 1,402   | 20,681    | 21,113    | 17,530    | 20,324    | 33,034    |
| LAC—   |          |         |         |         |         |           |           |           |           |           |
| Button . . . . . "   | 61       | 31      | 236     | 202     | 630     | 3,356     | 2,639     | 7,939     | 12,638    | 22,750    |
| Shell . . . . . "  | 321      | 503     | 517     | 613     | 1,107   | 14,529    | 19,551    | 19,960    | 48,047    | 38,726    |
| Total Lac . . . . . "  | 382      | 534     | 753     | 815     | 1,737   | 17,885    | 22,190    | 27,949    | 60,685    | 61,476    |

(a) Separately recorded from 1933-34.

UNION OF SOUTH AFRICA—continued

EXPORTS THERETO—continued

INDIAN MERCHANDISE—continued

| ARTICLES  | QUANTITY      |               |               |               |               | VALUE            |                  |                  |                 |                  |
|---|---------------|---------------|---------------|---------------|---------------|------------------|------------------|------------------|-----------------|------------------|
|   | 1931-32       | 1932-33       | 1933-34       | 1934-35       | 1935-36       | 1931-32          | 1932-33          | 1933-34          | 1934-35         | 1935-36          |
| <b>LEATHER—</b>   |               |               |               |               |               | R                | R                | R                | R               | R                |
| Unwrought . . . Tons  | 4             | 18            | 20            | 60            | 243           | 1,810            | 4,145            | 4,805            | 18,954          | 78,240           |
| Bags and trunks . . . Value   | —             | —             | —             | —             | —             | 538              | —                | 2,744            | 1,855           | 1,01,508         |
| Other sorts . . . "   | —             | —             | —             | —             | —             | 110              | 1,460            | 6,492            | 15,717          | 8,720            |
| <b>Total Leather . . . "</b>  | <b>—</b>      | <b>—</b>      | <b>—</b>      | <b>—</b>      | <b>—</b>      | <b>2,458</b>     | <b>5,605</b>     | <b>14,041</b>    | <b>35,026</b>   | <b>2,42,529</b>  |
| <b>METALS AND ORES—</b>   |               |               |               |               |               |                  |                  |                  |                 |                  |
| Brass, bronze and similar alloys, wrought . . . Cwts.   | 123           | 30            | 80            | 124           | 157           | 11,266           | 2,955            | 6,290            | 11,781          | 15,271           |
| Lead pig . . . "  | —             | —             | —             | 13,408        | 14,599        | —                | —                | —                | 1,44,647        | 1,98,424         |
| Other sorts . . . Tons  | 156           | 102           | 364           | 56            | 175           | 18,090           | 5,925            | 15,740           | 6,378           | 7,912            |
| <b>Total Metals and Ores . . . "</b>  | <b>162</b>    | <b>104</b>    | <b>368</b>    | <b>787</b>    | <b>913</b>    | <b>29,356</b>    | <b>8,880</b>     | <b>22,030</b>    | <b>1,62,761</b> | <b>2,21,507</b>  |
| <b>OILS—</b>  |               |               |               |               |               |                  |                  |                  |                 |                  |
| Vegetable, non-essential—Castor . . . Gals.   | 25,426        | 26,625        | 43,265        | 36,577        | 63,585        | 38,825           | 37,449           | 47,622           | 42,248          | 38,618           |
| Mustard or rape . . . "   | 15,480        | 8,515         | 8,080         | 11,073        | 27,928        | 25,900           | 15,010           | 9,189            | 15,510          | 36,896           |
| Other sorts . . . "   | 1,362         | 436           | 1,631         | 468           | 4,768         | 3,108            | 1,085            | 4,380            | 1,271           | 6,915            |
| <b>Total Vegetable, non-essential . . . "</b>   | <b>42,218</b> | <b>35,576</b> | <b>52,976</b> | <b>48,118</b> | <b>96,281</b> | <b>67,833</b>    | <b>53,544</b>    | <b>61,191</b>    | <b>59,029</b>   | <b>1,32,424</b>  |
| Other kinds . . . "   | —             | 3             | 24            | 9             | —             | —                | 100              | 250              | 120             | —                |
| <b>Total Oils . . . "</b>   | <b>42,218</b> | <b>35,579</b> | <b>53,000</b> | <b>48,127</b> | <b>96,281</b> | <b>67,833</b>    | <b>53,644</b>    | <b>61,441</b>    | <b>59,149</b>   | <b>1,32,424</b>  |
| <b>PARAFFIN WAX . . . Tons</b>  | <b>2,679</b>  | <b>2,457</b>  | <b>2,534</b>  | <b>2,824</b>  | <b>2,672</b>  | <b>12,03,270</b> | <b>11,72,149</b> | <b>10,65,224</b> | <b>9,40,075</b> | <b>11,08,000</b> |
| <b>PERFUMERY NOT BEING PERFUMED SPIRIT PROVISIONS AND OILMAN'S STORES (including fish, and fruits and vegetables, canned or bottled)—</b> |               |               |               |               |               |                  |                  |                  |                 |                  |
| Ghi . . . Cwts.   | 982           | 340           | 395           | 354           | 313           | 30,037           | 27,571           | 25,848           | 25,525          | 23,756           |
| Other sorts of provisions . . . Value   | —             | —             | —             | —             | —             | 10,038           | 9,046            | 13,320           | 7,908           | 8,420            |
| <b>Total Provisions and Oilman's Stores . . . "</b>   | <b>—</b>      | <b>—</b>      | <b>—</b>      | <b>—</b>      | <b>—</b>      | <b>90,175</b>    | <b>36,617</b>    | <b>39,168</b>    | <b>33,433</b>   | <b>32,176</b>    |
| <b>SEEDS—</b>   |               |               |               |               |               |                  |                  |                  |                 |                  |
| <b>Oil-seeds—</b>   |               |               |               |               |               |                  |                  |                  |                 |                  |
| Essential—  |               |               |               |               |               |                  |                  |                  |                 |                  |
| Coriander . . . Tons  | 69            | 107           | 104           | 93            | 101           | 29,931           | 33,433           | 27,705           | 25,723          | 25,039           |
| Cumin (other than Black) . . . "  | 31            | 27            | 30            | 32            | 33            | 31,397           | 19,530           | 16,178           | 19,555          | 19,724           |
| Other sorts . . . "   | 45            | 39            | 47            | 47            | 42            | 16,548           | 11,713           | 12,760           | 12,182          | 9,933            |
| <b>Total Essential . . . "</b>  | <b>139</b>    | <b>173</b>    | <b>181</b>    | <b>172</b>    | <b>176</b>    | <b>78,426</b>    | <b>64,741</b>    | <b>56,643</b>    | <b>57,465</b>   | <b>54,726</b>    |
| Non-essential—  |               |               |               |               |               |                  |                  |                  |                 |                  |
| Groundnuts . . . "  | 1,400         | 700           | 950           | 700           | 1,996         | 2,00,376         | 1,28,500         | 1,01,626         | 61,375          | 3,17,034         |
| Other sorts . . . "   | 23            | 24            | 31            | 31            | 30            | 8,780            | 7,020            | 7,935            | 3,961           | 6,995            |
| <b>Total Seeds, Non-essential . . . "</b>   | <b>1,423</b>  | <b>724</b>    | <b>981</b>    | <b>731</b>    | <b>2,026</b>  | <b>2,15,155</b>  | <b>1,35,520</b>  | <b>1,09,611</b>  | <b>65,336</b>   | <b>3,24,029</b>  |
| Other than oil-seeds . . . "  | 1             | —             | 1             | —             | —             | 270              | 10               | 386              | 5               | 115              |
| <b>Total Seeds . . . "</b>  | <b>1,568</b>  | <b>897</b>    | <b>1,163</b>  | <b>903</b>    | <b>2,202</b>  | <b>2,93,851</b>  | <b>2,00,271</b>  | <b>1,66,640</b>  | <b>1,47,306</b> | <b>3,76,870</b>  |
| <b>SPICES—</b>  |               |               |               |               |               |                  |                  |                  |                 |                  |
| Betelnuts . . . Cwts.   | 1,043         | 1,574         | 1,609         | 1,761         | 1,738         | 34,341           | 31,139           | 74,349           | 78,647          | 55,727           |
| Chillies . . . "  | 663           | 173           | 349           | 144           | 1,332         | 16,678           | 3,233            | 5,473            | 2,667           | 20,911           |
| Other sorts . . . "   | 394           | 120           | 410           | 290           | 223           | 16,781           | 6,975            | 13,429           | 13,538          | 12,061           |
| <b>Total Spices . . . "</b>   | <b>2,100</b>  | <b>1,867</b>  | <b>2,368</b>  | <b>2,195</b>  | <b>3,333</b>  | <b>67,800</b>    | <b>31,347</b>    | <b>93,251</b>    | <b>94,852</b>   | <b>88,699</b>    |
| <b>TMA, BLACK TRAPLES—</b>  |               |               |               |               |               |                  |                  |                  |                 |                  |
| Cotton—   |               |               |               |               |               |                  |                  |                  |                 |                  |
| Waste . . . Cwts.   | —             | 78            | 514           | 1,532         | 315           | —                | 2,310            | 13,025           | 23,225          | 6,110            |
| Twist and yarn . . . Lbs.   | 254,040       | 30,000        | 12,000        | 3,432         | 1,800         | 71,038           | 9,225            | 4,249            | 3,647           | 800              |
| Manufactures—   |               |               |               |               |               |                  |                  |                  |                 |                  |
| Handkerchiefs . . . No.   | 83            | —             | 2,734         | 93,744        | —             | 55               | —                | 1,301            | 54,592          | —                |
| Piecegoods . . . Yards  | 233,100       | 163,614       | 182,338       | 33,373        | 135,750       | 1,02,742         | 69,327           | 70,400           | 27,668          | 25,013           |
| Thread, sewing . . . Lbs.   | 7,060         | 2,368         | 1,203         | 3,396         | 1,402         | 17,210           | 5,750            | 2,090            | 5,350           | 2,145            |
| Other sorts of manufactures . . . Value   | —             | —             | —             | —             | —             | 7,175            | 9,529            | 2,595            | 3,975           | 4,532            |
| <b>Total Cotton manufactures (including twist and yarn) . . . "</b>   | <b>—</b>      | <b>—</b>      | <b>—</b>      | <b>—</b>      | <b>—</b>      | <b>1,98,220</b>  | <b>99,881</b>    | <b>80,583</b>    | <b>94,227</b>   | <b>33,490</b>    |

No. 13—continued

## UNION OF SOUTH AFRICA—concluded

## EXPORTS THERE TO—concluded

## INDIAN MERCHANDISE—concluded

| ARTICLES   | QUANTITY   |            |            |            |            | VALUE       |             |             |             |             |
|--|------------|------------|------------|------------|------------|-------------|-------------|-------------|-------------|-------------|
|  | 1931-32    | 1932-33    | 1933-34    | 1934-35    | 1935-36    | 1931-32     | 1932-33     | 1933-34     | 1934-35     | 1935-36     |
| <b>TEXTILES—contd.</b>   |            |            |            |            |            | R           | R           | R           | R           | R           |
| Jute—  |            |            |            |            |            |             |             |             |             |             |
| Twist and yarn . . . Lbs.  | 218,172    | 215,536    | 225,474    | 184,594    | 166,846    | 32,991      | 30,129      | 33,809      | 24,859      | 22,238      |
| Manufactures—  |            |            |            |            |            |             |             |             |             |             |
| Gunny bags . . . No.   | 18,213,647 | 18,095,454 | 15,412,150 | 23,068,700 | 24,943,767 | 61,51,233   | 57,14,138   | 45,86,880   | 65,53,134   | 66,83,396   |
| „ cloth . . . Yards  | 4,415,500  | 4,504,170  | 6,374,850  | 6,929,250  | 8,519,300  | 7,44,318    | 6,85,143    | 8,65,028    | 9,11,152    | 10,59,915   |
| Rope and twine . . . Owt.  | 2,742      | 3,091      | 5,810      | 4,640      | 3,808      | 51,538      | 43,723      | 57,654      | 68,882      | 58,480      |
| Other kinds . . . Value  | —          | —          | —          | —          | —          | 8,540       | 14,111      | 9,724       | 17,306      | 9,948       |
| Total Jute manufactures (including twist and yarn) . . .   | —          | —          | —          | —          | —          | 69,68,720   | 64,88,244   | 55,58,925   | 75,75,333   | 78,29,017   |
| Woolen manufactures . . .  | —          | —          | —          | —          | —          | 25,025      | 13,320      | 29,085      | 19,000      | 16,888      |
| <b>TOYS AND REQUISITES FOR GAMES AND SPORTS including FISHING TACKLE (other than FIREARMS)</b> . . . | —          | —          | —          | —          | —          | 24,151      | 38,952      | 48,382      | 48,896      | 69,056      |
| <b>WOOD AND TIMBER—</b>  |            |            |            |            |            |             |             |             |             |             |
| Timber (other than Railway Sleepers)—  |            |            |            |            |            |             |             |             |             |             |
| Teak wood . . . Cubic tons   | 1,921      | 699        | 5,659      | 3,630      | 3,695      | 5,25,536    | 1,71,819    | 9,05,758    | 7,81,298    | 6,61,497    |
| Other kinds . . . Value  | —          | —          | —          | —          | —          | 4,468       | 1,470       | 1,090       | 1,777       | 7,819       |
| Total Wood and Timber . . .  | —          | —          | —          | —          | —          | 5,30,053    | 1,72,789    | 9,06,848    | 7,82,070    | 6,69,316    |
| POSTAL ARTICLES . . . Value  | —          | —          | —          | —          | —          | 2,03,138    | 1,81,208    | 1,94,853    | 1,58,676    | 2,21,319    |
| ALL OTHER ARTICLES OF MERCHANDISE . . .  | —          | —          | —          | —          | —          | 61,823      | 29,431      | 58,927      | 64,911      | 80,359      |
| <b>GRAND TOTAL . . .</b>   | —          | —          | —          | —          | —          | 1,43,71,474 | 1,24,19,193 | 1,20,49,230 | 1,42,42,448 | 1,56,46,930 |

## FOREIGN MERCHANDISE

| ARTICLES  | QUANTITY |         |         |         |         | VALUE       |             |             |             |             |
|---|----------|---------|---------|---------|---------|-------------|-------------|-------------|-------------|-------------|
|   | 1931-32  | 1932-33 | 1933-34 | 1934-35 | 1935-36 | 1931-32     | 1932-33     | 1933-34     | 1934-35     | 1935-36     |
| <b>APPAREL (including DRAPERY, UNIFORMS, ACCOUTREMENTS BUT excluding HOSIERY AND BOOTS AND SHOES)</b> . . . Value | —        | —       | —       | —       | —       | 9,121       | 2,325       | 3,644       | 3,890       | 14,208      |
| <b>BUILDING AND ENGINEERING MATERIALS, other than OF IRON, STEEL OR WOOD</b> . . .                                | —        | —       | —       | —       | —       | 16,505      | —           | 4,538       | —           | —           |
| <b>INSTRUMENTS, APPARATUS, etc.</b> . . .   | —        | —       | —       | —       | —       | 6,400       | 10,585      | 3,920       | 23,336      | 9,243       |
| <b>MACHINERY AND MILLWORK</b> . . .   | —        | —       | —       | —       | —       | 4,937       | 3,850       | 1,499       | —           | 20,184      |
| <b>MINERALS AND ORES</b> . . . Tons   | —        | 4       | 16      | 12      | 12      | 835         | 3,729       | 13,297      | 23,950      | 25,693      |
| <b>TEXTILES—</b>  |          |         |         |         |         |             |             |             |             |             |
| Cotton—   |          |         |         |         |         |             |             |             |             |             |
| Manufactures—   |          |         |         |         |         |             |             |             |             |             |
| Thread, Sewing . . . Lbs.   | 13,021   | 24,603  | 11,346  | 13,129  | 5,474   | 48,497      | 71,305      | 35,270      | 41,951      | 15,395      |
| Other sorts of manufactures . . . Value   | —        | —       | —       | —       | —       | 4,525       | 1,400       | 400         | 1,385       | 75          |
| Total Cotton manufactures (including twist and yarn) . . .  | —        | —       | —       | —       | —       | 48,022      | 72,605      | 35,670      | 43,336      | 15,470      |
| Hatteries and Millinery . . .   | —        | —       | —       | —       | —       | 5,700       | 5,700       | 5,833       | 3,935       | 20,448      |
| POSTAL ARTICLES . . .   | —        | —       | —       | —       | —       | 61,453      | 29,932      | 22,342      | 21,089      | 35,893      |
| ALL OTHER ARTICLES OF MERCHANDISE . . .   | —        | —       | —       | —       | —       | 79,160      | 49,973      | 24,697      | 33,523      | 46,875      |
| <b>GRAND TOTAL . . .</b>  | —        | —       | —       | —       | —       | 2,31,833    | 1,33,749    | 1,38,916    | 1,38,509    | 1,91,614    |
| <b>GRAND TOTAL OF INDIAN AND FOREIGN MERCHANDISE . . .</b>  | —        | —       | —       | —       | —       | 1,46,03,307 | 1,26,02,852 | 1,21,82,245 | 1,44,10,957 | 1,58,88,514 |



RHODESIA  
IMPORTS THEREFROM

| ARTICLES    | QUANTITY |         |         |         |         | VALUE      |          |          |         |           |
|-------------|----------|---------|---------|---------|---------|------------|----------|----------|---------|-----------|
|             | 1931-32  | 1932-33 | 1933-34 | 1934-35 | 1935-36 | 1931-32    | 1932-33  | 1933-34  | 1934-35 | 1935-36   |
| TOTAL VALUE | —        | —       | —       | —       | —       | £<br>4,187 | £<br>265 | £<br>560 | £<br>.. | £<br>2,70 |

EXPORTS THERETO

INDIAN MERCHANDISE

| ARTICLES    | QUANTITY |         |         |         |         | VALUE   |         |          |         |         |
|-------------|----------|---------|---------|---------|---------|---------|---------|----------|---------|---------|
|             | 1931-32  | 1932-33 | 1933-34 | 1934-35 | 1935-36 | 1931-32 | 1932-33 | 1933-34  | 1934-35 | 1935-36 |
| TOTAL VALUE | —        | —       | —       | —       | —       | £<br>.. | £<br>.. | £<br>968 | £<br>.. | £<br>.. |

FOREIGN MERCHANDISE

Nil.

PORTUGUESE EAST AFRICA

IMPORTS THEREFROM

| ARTICLES                      | QUANTITY |         |         |         |         | VALUE     |          |           |           |           |
|-------------------------------|----------|---------|---------|---------|---------|-----------|----------|-----------|-----------|-----------|
|                               | 1931-32  | 1932-33 | 1933-34 | 1934-35 | 1935-36 | 1931-32   | 1932-33  | 1933-34   | 1934-35   | 1935-36   |
| ASBESTOS—                     |          |         |         |         |         | £         | £        | £         | £         | £         |
| RAW . . . . . Cwts.           | ..       | ..      | 7,144   | 11,345  | 1,331   | ..        | ..       | 82,766    | 1,10,780  | 18,701    |
| COAL AND COKE—                |          |         |         |         |         |           |          |           |           |           |
| Coal . . . . . Tons           | ..       | ..      | ..      | ..      | 12,742  | ..        | ..       | ..        | ..        | 1,91,120  |
| FRUITS AND VEGETABLES . Value | —        | —       | —       | —       | —       | 10,06,724 | 5,29,851 | 11,58,454 | 14,66,666 | 16,72,547 |
| METALS AND ORES—              |          |         |         |         |         |           |          |           |           |           |
| Copper . . . . . Cwts.        | 48       | 235     | 3,014   | 517     | 7,250   | 1,196     | 8,200    | 98,620    | 10,470    | 1,87,109  |
| Zinc or Spelter unwrought "   | 9        | ..      | 4       | ..      | 6,008   | 65        | ..       | 21        | ..        | 56,690    |
| Other Metals . . . . . Tons   | 2        | 3       | ..      | 3       | 1       | 926       | 1,179    | 114       | 1,590     | 418       |
| Total Metals and Ores "       | 5        | 15      | 151     | 20      | 664     | 2,187     | 9,379    | 98,755    | 12,060    | 2,44,219  |

No. 13—continued

## PORTUGUESE EAST AFRICA—continued

## IMPORTS THEREFROM—continued

| ARTICLES   | QUANTITY |         |         |         |         | VALUE     |           |           |           |           |
|--|----------|---------|---------|---------|---------|-----------|-----------|-----------|-----------|-----------|
|  | 1931-32  | 1932-33 | 1933-34 | 1934-35 | 1935-36 | 1931-32   | 1932-33   | 1933-34   | 1934-35   | 1935-36   |
| SEEDS . . . . . Tons   | 182      | 110     | 71      | 41      | 37      | 37,311    | 17,332    | 11,324    | 5,026     | 4,938     |
| SHELLS AND COWRIES—<br>Cowries . . . . . Cwts.                 | 9,570    | 6,481   | 2,664   | 3,074   | 5,195   | 43,185    | 29,017    | 12,028    | 18,438    | 25,866    |
| Shells . . . . . Value   | —        | —       | —       | —       | —       | 1,000     | 1,742     | 400       | 700       | 845       |
| Total Shells and Cowries . . . . .                             | —        | —       | —       | —       | —       | 44,185    | 30,759    | 12,428    | 19,138    | 26,713    |
| SUGAR—<br>Sugar, 18 Dutch standard<br>and above . . . . . Tons | ..       | 12,652  | 18,185  | 10,464  | 15,956  | ..        | 12,78,825 | 18,24,891 | 10,14,854 | 15,98,940 |
| Best Sugar . . . . . "   | ..       | ..      | ..      | 524     | ..      | ..        | ..        | ..        | 62,500    | ..        |
| TEXTILES—<br>Cotton—<br>Raw . . . . . "                        | ..       | ..      | ..      | ..      | 547     | ..        | ..        | ..        | ..        | 4,97,815  |
| POSTAL ARTICLES NOT SPECI-<br>FIED . . . . . "                 | —        | —       | —       | —       | —       | 1,227     | 1,769     | 1,557     | 683       | 618       |
| ALL OTHER ARTICLES OF<br>MERCHANDISE . . . . . "               | —        | —       | —       | —       | —       | 21,426    | 31,410    | 32,883    | 12,633    | 14,254    |
| GRAND TOTAL . . . . .  | —        | —       | —       | —       | —       | 12,08,060 | 18,98,885 | 32,22,553 | 27,07,239 | 44,60,003 |

## EXPORTS THERETO

## INDIAN MERCHANDISE

| ARTICLES  | QUANTITY |         |         |         |         | VALUE     |           |          |          |          |
|---|----------|---------|---------|---------|---------|-----------|-----------|----------|----------|----------|
|   | 1931-32  | 1932-33 | 1933-34 | 1934-35 | 1935-36 | 1931-32   | 1932-33   | 1933-34  | 1934-35  | 1935-36  |
| APPAREL (including DREA-<br>PERY, UNIFORMS, ACCOU-<br>TREMENTS but excluding<br>HOSIERY AND BOOTS AND<br>SHOES) . . . . . Value | —        | —       | —       | —       | —       | 1,04,621  | 86,854    | 1,03,527 | 89,569   | 94,855   |
| BOOTS AND SHOES . . . . . Pairs   | 9,201    | 10,539  | 43,250  | 142,320 | 321,336 | 14,155    | 11,876    | 39,478   | 1,19,093 | 2,13,048 |
| BUILDING AND ENGINEER-<br>ING MATERIALS . . . . . Value   | —        | —       | —       | —       | —       | 42,146    | 83,516    | 2,04,201 | 1,29,003 | 680      |
| CANDLES OF ALL KINDS . . . . . Lbs.   | 17,612   | 13,125  | 20,944  | 62,100  | 25,265  | 4,952     | 3,691     | 5,891    | 17,491   | 7,105    |
| TOTAL COIR MANUFACTUR-<br>ED . . . . . Cwts.  | ..       | 21      | 81      | 215     | 522     | ..        | 2,522     | 3,918    | 4,300    | 10,562   |
| DRUGS AND MEDICINES<br>(excluding CHEMICALS<br>AND NARCOTICS) . . . . . Value   | —        | —       | —       | —       | —       | 16,084    | 16,519    | 12,015   | 12,430   | 7,401    |
| DYING AND TANNING<br>SUBSTANCES . . . . . Cwts.   | 462      | 464     | 605     | 549     | 469     | 12,100    | 9,348     | 9,390    | 8,020    | 6,840    |
| FISH (excluding CANNED<br>FISH)—<br>Fish, dry, unsalted . . . . .   | 556      | 313     | 353     | 486     | 336     | 15,336    | 3,247     | 17,992   | 11,764   | 20,751   |
| FRUITS AND VEGETABLES Value   | —        | —       | —       | —       | —       | 18,720    | 14,844    | 11,838   | 9,792    | 7,762    |
| GRAIN, PULSE AND FLOUR—<br>Pulse . . . . . Tons   | 419      | 401     | 391     | 400     | 487     | 1,10,007  | 81,201    | 72,936   | 67,958   | 80,201   |
| Rice, not in the husk . . . . .   | 7,575    | 7,796   | 7,394   | 5,958   | 6,397   | 9,74,849  | 8,72,958  | 6,48,647 | 5,01,376 | 6,69,345 |
| Wheat flour . . . . . "   | 212      | 205     | 162     | 169     | 168     | 44,905    | 40,804    | 30,517   | 26,922   | 23,517   |
| Other sorts . . . . . "   | 63       | 65      | 63      | 89      | 82      | 16,302    | 12,068    | 10,338   | 17,050   | 12,733   |
| Total Grain, Pulse and Flour . . . . .  | 8,274    | 8,467   | 8,010   | 6,616   | 7,134   | 11,45,923 | 10,07,021 | 7,62,736 | 7,01,306 | 7,90,846 |
| HARDWARE AND CUT-<br>LERY (including PLATED<br>WARE) . . . . . Value  | —        | —       | —       | —       | —       | 14,739    | 10,112    | 14,150   | 9,137    | 7,301    |
| INSTRUMENTS, APPARATUS<br>AND APPLIANCES AND<br>PARTS THEREOF . . . . .   | —        | —       | —       | —       | —       | 15,567    | 8,238     | 9,756    | 3,920    | 3,103    |
| KAROK . . . . . Cwts  | 208      | 323     | 386     | 116     | 310     | 6,727     | 9,444     | 10,247   | 2,304    | 7,432    |
| LAC . . . . . "   | 221      | 406     | 409     | 518     | 443     | 10,005    | 13,321    | 15,877   | 27,863   | 14,045   |
| LEATHER—<br>Bags and Trunks, etc. . . . . Value   | —        | —       | —       | —       | —       | 18,535    | 13,947    | 13,705   | 13,670   | 69,271   |
| Other sorts . . . . . "   | —        | —       | —       | —       | —       | 3,900     | ..        | 16,480   | 17,673   | 10,938   |
| Manufactures (excluding<br>boots and shoes) . . . . . Value   | —        | —       | —       | —       | —       | 22,435    | 13,947    | 35,185   | 36,243   | 80,259   |

PORTUGUESE EAST AFRICA—continued

EXPORTS THERETO—continued

INDIAN MERCHANDISE—continued

| ARTICLES  | QUANTITY  |           |           |           |           | VALUE     |           |           |           |           |
|---|-----------|-----------|-----------|-----------|-----------|-----------|-----------|-----------|-----------|-----------|
|   | 1931-32   | 1932-33   | 1933-34   | 1934-35   | 1935-36   | 1931-32   | 1932-33   | 1933-34   | 1934-35   | 1935-36   |
| <b>METALS AND ORES—</b>                               |           |           |           |           |           |           |           |           |           |           |
| Brass, bronze and similar alloys, wrought . . . Cwts. | 103       | 89        | 100       | 124       | 69        | 13,621    | 10,438    | 12,262    | 13,287    | 9,587     |
| Lead—   |           |           |           |           |           |           |           |           |           |           |
| Pig . . . . . " "                                     | ..        | ..        | 6,932     | 6,999     | 6,002     | ..        | ..        | 78,032    | 76,802    | 82,826    |
| Others . . . . . Tons                                 | 6         | 76        | 87        | 186       | 205       | 5,399     | 5,585     | 2,863     | 7,025     | 5,362     |
| Total Metals and Ores . . . "                         | 11        | 80        | 409       | 642       | 509       | 19,020    | 16,018    | 94,057    | 97,204    | 98,325    |
| PARAFFIN WAX . . . Tons                               | 3,623     | 4,530     | 4,350     | 4,798     | 4,530     | 18,68,064 | 23,68,030 | 18,12,364 | 19,08,342 | 18,93,876 |
| <b>PROVISIONS AND OILMAN'S STORES—</b>                |           |           |           |           |           |           |           |           |           |           |
| Ghi . . . . . Cwts.                                   | 234       | 178       | 276       | 188       | 235       | 27,906    | 20,778    | 23,508    | 17,523    | 21,162    |
| Other sorts of provisions Value                       | —         | —         | —         | —         | —         | 10,393    | 10,737    | 8,211     | 12,697    | 10,190    |
| Total Provisions and Oilman's stores . . . "          | —         | —         | —         | —         | —         | 38,299    | 31,515    | 31,717    | 30,120    | 31,352    |
| SEEDS . . . . . Tons                                  | 57        | 88        | 243       | 88        | 189       | 43,029    | 24,915    | 36,688    | 20,046    | 33,100    |
| <b>SPICES—</b>  |           |           |           |           |           |           |           |           |           |           |
| Betelnuts . . . . . Cwts.                             | 257       | 213       | 214       | 226       | 270       | 14,201    | 12,470    | 10,720    | 11,338    | 14,147    |
| Other sorts . . . . . "                               | 48        | 43        | 84        | 88        | 133       | 4,523     | 3,146     | 6,078     | 3,746     | 5,411     |
| Total Spices . . . . . "                              | 305       | 256       | 298       | 264       | 403       | 18,814    | 15,616    | 16,798    | 14,074    | 19,558    |
| TEA, BLACK . . . . . Lbs.                             | 53,899    | 49,566    | 33,244    | 20,376    | 23,992    | 41,501    | 23,395    | 12,156    | 10,912    | 15,784    |
| <b>TEXTILES—</b>                                      |           |           |           |           |           |           |           |           |           |           |
| <b>Cotton—</b>  |           |           |           |           |           |           |           |           |           |           |
| Waste . . . . . Cwts.                                 | 1,970     | 4,125     | 6,574     | 4,185     | 5,373     | 34,966    | 67,184    | 1,16,651  | 71,615    | 86,630    |
| Twist and yarn . . . Lbs.                             | 93,658    | 32,723    | 1,200     | 423       | 400       | 31,980    | 11,060    | 1,000     | 220       | 800       |
| Manufactures—   |           |           |           |           |           |           |           |           |           |           |
| Hosiery . . . . . Value                               | —         | —         | —         | —         | —         | 3,174     | 5,920     | 27,083    | 69,227    | 53,650    |
| <b>Piecegoods—</b>                                    |           |           |           |           |           |           |           |           |           |           |
| <b>Grey (unbleached)—</b>                             |           |           |           |           |           |           |           |           |           |           |
| Chaddars and Dhutis . . . Yards.                      | 552,760   | 626,510   | 402,242   | 281,100   | 151,800   | 1,52,650  | 1,71,908  | 1,04,175  | 79,440    | 27,675    |
| Drills and Jeans . . . "                              | 4,200     | 154,400   | 248,420   | 409,193   | 725,670   | 1,500     | 32,935    | 64,897    | 80,859    | 1,46,730  |
| Shirtings . . . . . "                                 | 1,141,140 | 710,790   | 138,680   | 140,925   | 168,660   | 2,96,790  | 1,76,760  | 31,255    | 39,448    | 29,010    |
| Other sorts . . . . . "                               | 202,100   | 109,950   | 543,024   | 857,865   | 1,037,908 | 34,710    | 33,355    | 93,463    | 1,42,181  | 1,66,234  |
| Total Grey (unbleached) . . . "                       | 1,900,200 | 1,601,650 | 1,332,366 | 1,689,083 | 2,084,038 | 4,35,650  | 4,14,948  | 2,98,700  | 3,31,923  | 3,69,649  |
| <b>White (bleached)—</b>                              |           |           |           |           |           |           |           |           |           |           |
| Drills and Jeans . . . Yards                          | 1,599     | ..        | 4,800     | 1,600     | 69,600    | 614       | ..        | 1,180     | 820       | 12,587    |
| Shirtings . . . . . "                                 | ..        | 17,200    | 82,500    | 3,900     | 71,210    | ..        | 4,900     | 6,900     | 800       | 10,300    |
| Other sorts . . . . . "                               | 4,463     | 2,200     | 30,460    | 14,025    | 3,200     | 1,224     | 950       | 7,930     | 3,250     | 1,200     |
| Total White (bleached) . . . "                        | 6,062     | 19,400    | 67,760    | 19,525    | 144,010   | 1,838     | 5,950     | 15,960    | 4,870     | 24,587    |

No. 13—continued  
PORTUGUESE EAST AFRICA—continued  
EXPORTS THERETO—continued

INDIAN MERCHANDISE—concluded

| ARTICLES  | QUANTITY   |            |            |            |            | VALUE     |           |           |           |           |
|---|------------|------------|------------|------------|------------|-----------|-----------|-----------|-----------|-----------|
|   | 1931-32    | 1932-33    | 1933-34    | 1934-35    | 1935-36    | 1931-32   | 1932-33   | 1933-34   | 1934-35   | 1935-36   |
| <b>TEXTILES—continued</b>                                   |            |            |            |            |            | R         | R         | R         | R         | R         |
| Cotton—contd.   |            |            |            |            |            |           |           |           |           |           |
| Manufactures—contd.   |            |            |            |            |            |           |           |           |           |           |
| Piecegoods—contd.   |            |            |            |            |            |           |           |           |           |           |
| Coloured, Printed or dyed—                                  |            |            |            |            |            |           |           |           |           |           |
| Drills and Jeans . Yards                                    | 155,050    | 235,400    | 145,510    | 224,044    | 283,970    | 41,589    | 58,340    | 35,050    | 54,690    | 69,703    |
| Other sorts . . . . .                                       | 4,069,405  | 4,034,473  | 1,262,294  | 860,885    | 579,778    | 7,95,070  | 7,82,287  | 2,26,786  | 1,66,862  | 1,15,507  |
| Total Coloured, printed, or dyed . . . . .                  | 4,225,055  | 4,269,878  | 1,407,804  | 1,084,929  | 863,148    | 8,36,659  | 8,40,627  | 2,61,786  | 2,21,552  | 1,79,209  |
| Total Piecegoods . . . . .                                  | 6,131,317  | 5,980,928  | 2,807,930  | 2,793,889  | 3,091,106  | 19,24,147 | 12,61,425 | 5,71,586  | 5,57,650  | 5,78,445  |
| Thread, sewing . . Lbs.                                     | 23,629     | 24,428     | 31,133     | 39,432     | 35,640     | 26,500    | 26,845    | 33,245    | 34,939    | 29,770    |
| Other sorts of manu-<br>factures . . . . . Value            | —          | —          | —          | —          | —          | 65,335    | 69,046    | 60,650    | 66,000    | 32,941    |
| Total Cotton manufactures<br>(including twist and yarn) . . | —          | —          | —          | —          | —          | 14,61,086 | 13,74,302 | 6,93,484  | 7,23,236  | 6,90,106  |
| Haberdashery and Millinery Value                            | —          | —          | —          | —          | —          | 14,954    | 17,501    | 8,371     | 18,762    | 17,392    |
| Jute—   |            |            |            |            |            |           |           |           |           |           |
| Twist and yarn . . . Lbs.                                   | 266,676    | 259,502    | 252,640    | 324,757    | 602,568    | 35,164    | 32,940    | 30,075    | 35,435    | 57,804    |
| Manufactures—   |            |            |            |            |            |           |           |           |           |           |
| Gunny bags . . . . . No.                                    | 12,852,892 | 11,923,399 | 11,711,223 | 14,205,401 | 15,571,676 | 32,87,818 | 28,31,244 | 24,66,778 | 30,52,788 | 32,56,454 |
| “ cloth . . . . . Yards                                     | 935,150    | 1,469,500  | 1,167,075  | 2,023,500  | 1,638,800  | 1,13,627  | 1,04,314  | 1,67,259  | 2,30,954  | 2,18,598  |
| Rope and twine . . . Cwts.                                  | 2,497      | 2,978      | 2,272      | 2,344      | 2,334      | 41,744    | 41,099    | 31,396    | 37,738    | 37,126    |
| Other kinds . . . . . Value                                 | —          | —          | —          | —          | —          | ..        | ..        | 204       | 500       | 1,533     |
| Total Jute manufactures<br>(including Twist and yarn) . .   | —          | —          | —          | —          | —          | 34,78,558 | 31,00,103 | 28,96,212 | 34,07,415 | 35,71,515 |
| Wool—   |            |            |            |            |            |           |           |           |           |           |
| Raw . . . . . lbs.  | 42,401     | ..         | ..         | ..         | ..         | 25,230    | ..        | ..        | ..        | ..        |
| <b>TOYS AND REQUISITES FOR GAMES</b> . . . . .              | —          | —          | —          | —          | —          | 4,439     | 11,898    | 14,061    | 30,214    | 7,232     |
| <b>WOOD AND TIMBER</b> —                                    |            |            |            |            |            |           |           |           |           |           |
| Timber other than railway sleepers—                         |            |            |            |            |            |           |           |           |           |           |
| Teak wood . . . . . Cubic Tons                              | 468        | 392        | 321        | 737        | 2,028      | 1,23,750  | 89,585    | 69,724    | 1,29,006  | 3,26,798  |
| <b>POSTAL ARTICLES</b> . . . . . Value                      | —          | —          | —          | —          | —          | 85,678    | 80,729    | 50,658    | 34,645    | 37,047    |
| <b>ALL OTHER ARTICLES OF MERCHANDISE</b> . . . . .          | —          | —          | —          | —          | —          | 42,873    | 59,819    | 49,918    | 44,339    | 53,359    |
| <b>GRAND TOTAL</b> . . . . .                                | —          | —          | —          | —          | —          | 86,88,851 | 85,30,086 | 69,76,522 | 77,14,566 | 81,65,560 |

FOREIGN MERCHANDISE

| ARTICLES  | QUANTITY |         |         |         |         | VALUE   |         |         |         |         |
|---|----------|---------|---------|---------|---------|---------|---------|---------|---------|---------|
|   | 1931-32  | 1932-33 | 1933-34 | 1934-35 | 1935-36 | 1931-32 | 1932-33 | 1933-34 | 1934-35 | 1935-36 |
| <b>APPAREL (including DRAPERY, UNIFORM, ACCOUTREMENTS BUT excluding HOSIERY AND BOOTS AND SHOE)</b> . . . . . Value | —        | —       | —       | —       | —       | 12,361  | 5,652   | 8,787   | 850     | 1,615   |
| <b>BOOTS AND SHOES</b> . . . . . Pairs  | 7,932    | 6,638   | 10,020  | 130     | 15,200  | 6,182   | 4,275   | 6,194   | 70      | 11,421  |
| <b>CUTLERY</b> . . . . . Value  | —        | —       | —       | —       | —       | 14,441  | 13,648  | 10,435  | 5,475   | 9,950   |
| <b>HARDWARE (excluding OUTLERY AND ELECTROPLATED WARE)</b> . . . . . Value  | —        | —       | —       | —       | —       | 4,454   | 11,682  | 7,294   | 5,544   | 6,246   |
| <b>MACHINERY AND MILLWOLK</b> . . . . .   | —        | —       | —       | —       | —       | 970     | 6,778   | 2,850   | 53,560  | 3,010   |
| <b>STATIONERY (including PAPER)</b> . . . . . Value   | —        | —       | —       | —       | —       | 12,857  | 6,799   | 6,223   | 7,492   | 5,467   |

PORTUGUESE EAST AFRICA—continued  
EXPORTS THERETO—continued

FOREIGN MERCHANDISE—continued

| ARTICLES   | QUANTITY       |                |                |                |                | VALUE            |                  |                  |                  |                  |
|--|----------------|----------------|----------------|----------------|----------------|------------------|------------------|------------------|------------------|------------------|
|  | 1931-32        | 1932-33        | 1933-34        | 1934-35        | 1935-36        | 1931-32          | 1932-33          | 1933-34          | 1934-35          | 1935-36          |
| <b>TEXTILES—</b>   |                |                |                |                |                | B                | B                | B                | B                | B                |
| <b>Cotton—</b>   |                |                |                |                |                |                  |                  |                  |                  |                  |
| <b>Manufactures—</b>   |                |                |                |                |                |                  |                  |                  |                  |                  |
| <b>Piecegoods—</b>   |                |                |                |                |                |                  |                  |                  |                  |                  |
| Grey (unbleached) . Yards  | 62,980         | 154,662        | 47,970         | 110,375        | 189,645        | 15,556           | 37,420           | 10,656           | 26,645           | 31,321           |
| White (bleached) . "   | 20,800         | 22,180         | 2,000          | 5,800          | 20,819         | 5,490            | 5,650            | 420              | 1,225            | 5,454            |
| Coloured, printed,<br>or dyed . "  | 76,693         | 142,978        | 126,175        | 84,666         | 226,263        | 26,625           | 25,890           | 26,065           | 17,488           | 53,827           |
| <b>Total Piecegoods . "</b>  | <b>160,473</b> | <b>319,810</b> | <b>176,145</b> | <b>200,841</b> | <b>496,727</b> | <b>47,671</b>    | <b>68,970</b>    | <b>37,141</b>    | <b>45,358</b>    | <b>90,602</b>    |
| Thread, sewing . . Lbs.  | 6,252          | 23,986         | 5,974          | 3,238          | 1,696          | 10,481           | 37,316           | 15,824           | 6,150            | 3,615            |
| Other sorts of manufac-<br>tures . . . Value   | —              | —              | —              | 392            | —              | 5,337            | 5,049            | 3,132            | 1,453            | 2,598            |
| <b>Total Cotton manufactures<br/>(including twist and yarn) . "</b>                  | <b>—</b>       | <b>—</b>       | <b>—</b>       | <b>—</b>       | <b>—</b>       | <b>63,519</b>    | <b>1,11,855</b>  | <b>56,097</b>    | <b>52,911</b>    | <b>96,821</b>    |
| Haberdashery and<br>Millinery . . . "  | —              | —              | —              | —              | —              | 21,845           | 13,154           | 14,778           | 19,470           | 10,777           |
| <b>Other Textiles, manufactured . "</b>  | <b>—</b>       | <b>—</b>       | <b>—</b>       | <b>—</b>       | <b>—</b>       | <b>15,495</b>    | <b>39,685</b>    | <b>49,570</b>    | <b>34,925</b>    | <b>68,014</b>    |
| <b>VEHICLES, (excluding LOCO-<br/>MOTIVES, ETC., FOR RAIL-<br/>WAYS) . . . Value</b> | <b>—</b>       | <b>—</b>       | <b>—</b>       | <b>—</b>       | <b>—</b>       | <b>2,469</b>     | <b>10,376</b>    | <b>3,195</b>     | <b>1,810</b>     | <b>2,111</b>     |
| <b>POSTAL ARTICLES . . . "</b>   | <b>—</b>       | <b>—</b>       | <b>—</b>       | <b>—</b>       | <b>—</b>       | <b>11,538</b>    | <b>5,108</b>     | <b>4,926</b>     | <b>5,574</b>     | <b>4,091</b>     |
| <b>ALL OTHER ARTICLES OF<br/>MERCHANDISE . . . "</b>                                 | <b>—</b>       | <b>—</b>       | <b>—</b>       | <b>—</b>       | <b>—</b>       | <b>31,413</b>    | <b>86,161</b>    | <b>61,788</b>    | <b>48,186</b>    | <b>65,431</b>    |
| <b>GRAND TOTAL . . . "</b>   | <b>—</b>       | <b>—</b>       | <b>—</b>       | <b>—</b>       | <b>—</b>       | <b>2,47,548</b>  | <b>3,18,668</b>  | <b>2,38,062</b>  | <b>2,30,367</b>  | <b>2,91,771</b>  |
| <b>GRAND TOTAL OF INDIAN<br/>AND FOREIGN MER-<br/>CHANDISE . . . "</b>               | <b>—</b>       | <b>—</b>       | <b>—</b>       | <b>—</b>       | <b>—</b>       | <b>89,36,899</b> | <b>88,43,784</b> | <b>72,08,584</b> | <b>79,44,923</b> | <b>84,47,831</b> |

MADAGASCAR AND KERGUELEN

IMPORTS THEREFROM

| ARTICLES   | QUANTITY  |            |          |            |              | VALUE         |               |               |               |                 |
|--|-----------|------------|----------|------------|--------------|---------------|---------------|---------------|---------------|-----------------|
|  | 1931-32   | 1932-33    | 1933-34  | 1934-35    | 1935-36      | 1931-32       | 1932-33       | 1933-34       | 1934-35       | 1935-36         |
| <b>SPICES . . . . Cwts.</b>                            | <b>98</b> | <b>192</b> | <b>—</b> | <b>215</b> | <b>2,645</b> | <b>4,490</b>  | <b>11,400</b> | <b>—</b>      | <b>7,890</b>  | <b>1,07,56</b>  |
| <b>WOOD AND TIMBER . . Value</b>                       | <b>—</b>  | <b>—</b>   | <b>—</b> | <b>—</b>   | <b>—</b>     | <b>20,578</b> | <b>—</b>      | <b>3,404</b>  | <b>2,025</b>  | <b>—</b>        |
| <b>POSTAL ARTICLES NOT<br/>SPECIFIED . . . . "</b>     | <b>—</b>  | <b>—</b>   | <b>—</b> | <b>—</b>   | <b>—</b>     | <b>1,335</b>  | <b>1,102</b>  | <b>1,050</b>  | <b>—</b>      | <b>—</b>        |
| <b>ALL OTHER ARTICLES OF<br/>MERCHANDISE . . . . "</b> | <b>—</b>  | <b>—</b>   | <b>—</b> | <b>—</b>   | <b>—</b>     | <b>1,653</b>  | <b>4,645</b>  | <b>4,879</b>  | <b>5,995</b>  | <b>86</b>       |
| <b>GRAND TOTAL . . . . "</b>                           | <b>—</b>  | <b>—</b>   | <b>—</b> | <b>—</b>   | <b>—</b>     | <b>23,055</b> | <b>17,147</b> | <b>14,328</b> | <b>15,910</b> | <b>1,08,241</b> |

No. 13—continued  
MADAGASCAR AND KERGUELON—continued  
EXPORTS THERETO

INDIAN MERCHANDISE

| ARTICLE  | QUANTITY  |           |           |         |         | VALUE    |          |          |          |          |
|--|-----------|-----------|-----------|---------|---------|----------|----------|----------|----------|----------|
|  | 1931-32   | 1932-33   | 1933-34   | 1934-35 | 1935-36 | 1931-32  | 1932-33  | 1933-34  | 1934-35  | 1935-36  |
| <b>TEXTILES—</b>   |           |           |           |         |         | R        | R        | R        | R        | R        |
| Jute—  |           |           |           |         |         |          |          |          |          |          |
| Raw . . . . . Tons                                       | ..        | ..        | ..        | 275     | 452     | ..       | ..       | ..       | 32,059   | 71,838   |
| Manufactures—  |           |           |           |         |         |          |          |          |          |          |
| Gunny bags . . . . . No.                                 | 1,051,600 | 1,330,849 | 2,001,521 | 906,600 | 609,000 | 2,50,049 | 3,03,706 | 4,47,489 | 1,07,273 | 1,40,385 |
| " cloth . . . . . Yards                                  | ..        | ..        | ..        | ..      | ..      | ..       | ..       | ..       | ..       | ..       |
| <b>ALL OTHER ARTICLES OF MERCHANDISE . . . . . Value</b> | —         | —         | —         | —       | —       | 6,776    | 550      | 1,060    | 3,639    | 5,751    |
| <b>GRAND TOTAL . . . . .</b>                             | —         | —         | —         | —       | —       | 2,65,825 | 3,09,256 | 4,48,549 | 2,33,021 | 2,18,024 |

FOREIGN MERCHANDISE

| ARTICLES   | QUANTITY |         |         |         |         | VALUE    |          |          |          |          |
|--|----------|---------|---------|---------|---------|----------|----------|----------|----------|----------|
|  | 1931-32  | 1932-33 | 1933-34 | 1934-35 | 1935-36 | 1931-32  | 1932-33  | 1933-34  | 1934-35  | 1935-36  |
| <b>TOTAL VALUE . . . . .</b>   | —        | —       | —       | —       | —       | 750      | 382      | 50       | 475      | 592      |
| <b>GRAND TOTAL OF INDIAN AND FOREIGN MERCHANDISE . . . . . Value</b> | —        | —       | —       | —       | —       | 2,65,575 | 3,09,640 | 4,48,599 | 2,33,496 | 2,18,538 |

RÉUNION  
IMPORTS THEREFROM

| ARTICLES                     | QUANTITY |         |           |         |         | VALUE   |         |          |         |         |
|------------------------------|----------|---------|-----------|---------|---------|---------|---------|----------|---------|---------|
|                              | 1931-32  | 1932-33 | 1933-34   | 1934-35 | 1935-36 | 1931-32 | 1932-33 | 1933-34  | 1934-35 | 1935-36 |
| <b>OILS—</b>                 |          |         |           |         |         | R       | R       | R        | R       | R       |
| Kerosene—                    |          |         |           |         |         |         |         |          |         |         |
| In bulk . . . . . gals.      | ..       | ..      | 1,437,088 | ..      | ..      | ..      | ..      | 3,66,772 | ..      | ..      |
| Other sorts . . . . . Value  | —        | —       | —         | —       | —       | 57      | ..      | ..       | ..      | ..      |
| <b>GRAND TOTAL . . . . .</b> | —        | —       | —         | —       | —       | 57      | ..      | 3,66,772 | ..      | ..      |

EXPORTS THERETO

INDIAN MERCHANDISE

| ARTICLES   | QUANTITY |         |         |         |         | VALUE   |          |         |         |          |
|--|----------|---------|---------|---------|---------|---------|----------|---------|---------|----------|
|  | 1931-32  | 1932-33 | 1933-34 | 1934-35 | 1935-36 | 1931-32 | 1932-33  | 1933-34 | 1934-35 | 1935-36  |
| <b>CHEMICALS AND CHEMICAL PREPARATIONS (excluding CHEMICAL MANURES AND MEDICINES)—</b> |          |         |         |         |         | R       | R        | R       | R       | R        |
| Potassium Compounds—   |          |         |         |         |         |         |          |         |         |          |
| Saltpetre . . . . . Cwts.  | ..       | ..      | ..      | ..      | 4,000   | ..      | ..       | ..      | ..      | 30,003   |
| <b>GRAIN, PULSES AND FLOUR Tons</b>  | 75       | 2,389   | 58      | 231     | 124     | 12,935  | 2,02,997 | 11,368  | 41,650  | 23,611   |
| <b>TEXTILES—</b>   |          |         |         |         |         |         |          |         |         |          |
| Jute—  |          |         |         |         |         |         |          |         |         |          |
| Manufactures—  |          |         |         |         |         |         |          |         |         |          |
| Gunny bags . . . . . No.   | ..       | ..      | ..      | 50,000  | 645,200 | ..      | ..       | ..      | 12,500  | 1,03,852 |
| <b>ALL OTHER ARTICLES OF MERCHANDISE . . . . . Value</b>                               | —        | —       | —       | —       | —       | 3,120   | 5,307    | 1,790   | 4,278   | 4,976    |
| <b>GRAND TOTAL . . . . .</b>   | —        | —       | —       | —       | —       | 16,105  | 2,08,304 | 13,158  | 59,436  | 2,25,444 |

FOREIGN MERCHANDISE

| ARTICLES   | QUANTITY |         |         |         |         | VALUE   |          |         |         |          |
|--|----------|---------|---------|---------|---------|---------|----------|---------|---------|----------|
|  | 1931-32  | 1932-33 | 1933-34 | 1934-35 | 1935-36 | 1931-32 | 1932-33  | 1933-34 | 1934-35 | 1935-36  |
| <b>TOTAL VALUE . . . . .</b>   | —        | —       | —       | —       | —       | 1,342   | 3,956    | 1,515   | 1,195   | 6,449    |
| <b>GRAND TOTAL OF INDIAN AND FOREIGN MERCHANDISE . . . . . Value</b> | —        | —       | —       | —       | —       | 17,447  | 2,12,260 | 14,673  | 59,631  | 2,31,893 |

ZANZIBAR AND PEMBA

IMPORTS THEREFROM

| ARTICLES   | QUANTITY      |               |               |               |               | VALUE            |                  |                  |                  |              |
|--|---------------|---------------|---------------|---------------|---------------|------------------|------------------|------------------|------------------|--------------|
|  | 1931-32       | 1932-33       | 1933-34       | 1934-35       | 1935-36       | 1931-32          | 1932-33          | 1933-34          | 1934-35          | 1935-36      |
|  |               |               |               |               |               | R                | R                | R                | R                | R            |
| <b>GUMS AND RESINS—</b>                                  |               |               |               |               |               |                  |                  |                  |                  |              |
| Arabic . . . . . Cwts.                                   | 7             | ..            | 8             | ..            | 630           | 225              | ..               | 200              | ..               | 12           |
| <b>IVORY—</b>  |               |               |               |               |               |                  |                  |                  |                  |              |
| Unmanufactured . . . . . Lbs.                            | 9,554         | 15,881        | 24,300        | 46,013        | 58,505        | 49,980           | 77,768           | 1,09,875         | 2,02,548         | 2,50         |
| <b>SHELLS AND COVRINS—</b>                               |               |               |               |               |               |                  |                  |                  |                  |              |
| Tortoise-shell (including nakbla or nakh) . . . . . Lbs. | 6,535         | 7,087         | 5,413         | 3,373         | 7,523         | 11,524           | 11,557           | 7,250            | 8,005            | 12           |
| <b>SPICES—</b>   |               |               |               |               |               |                  |                  |                  |                  |              |
| Cloves . . . . . Cwts.                                   | 65,514        | 61,121        | 70,253        | 73,917        | 61,539        | 39,70,084        | 33,80,495        | 38,80,395        | 29,26,847        | 20,85        |
| Pepper . . . . . "                                       | 72            | 47            | 74            | 73            | 80            | 4,471            | 1,750            | 2,473            | 2,835            | 2            |
| Other sorts . . . . . "                                  | 49            | 169           | 8             | ..            | 6             | 1,847            | 2,093            | 143              | ..               | ..           |
| <b>Total Spices</b> . . . . . "                          | <b>65,635</b> | <b>61,347</b> | <b>70,310</b> | <b>73,990</b> | <b>61,625</b> | <b>39,76,402</b> | <b>33,84,348</b> | <b>38,63,013</b> | <b>29,20,172</b> | <b>20,87</b> |
| <b>TEXTILES—</b>   |               |               |               |               |               |                  |                  |                  |                  |              |
| Cotton—  |               |               |               |               |               |                  |                  |                  |                  |              |
| Raw . . . . . Tons                                       | ..            | 87            | 14            | ..            | ..            | ..               | 28,913           | 14,000           | ..               | ..           |
| <b>TOILET REQUISITES</b> . . . . . Value                 | ..            | ..            | ..            | ..            | ..            | 37,297           | ..               | ..               | ..               | ..           |
| <b>POSTAL ARTICLES NOT SPECIFIED</b> . . . . . "         | ..            | ..            | ..            | ..            | ..            | 7,032            | 3,007            | 4,747            | 4,372            | 1            |
| <b>ALL OTHER ARTICLES OF MERCHANDISE</b> . . . . . "     | ..            | ..            | ..            | ..            | ..            | 50,750           | 18,434           | 22,477           | 34,994           | 24           |
| <b>GRAND TOTAL</b> . . . . . "                           | <b>..</b>     | <b>..</b>     | <b>..</b>     | <b>..</b>     | <b>..</b>     | <b>41,33,321</b> | <b>35,24,020</b> | <b>35,21,562</b> | <b>31,79,001</b> | <b>23,05</b> |

EXPORTS THERETO

INDIAN MERCHANDISE

| ARTICLES  | QUANTITY   |            |            |            |            | VALUE         |               |               |               |               |
|---|------------|------------|------------|------------|------------|---------------|---------------|---------------|---------------|---------------|
|   | 1931-32    | 1932-33    | 1933-34    | 1934-35    | 1935-36    | 1931-32       | 1932-33       | 1933-34       | 1934-35       | 1935-36       |
|   |            |            |            |            |            | R             | R             | R             | R             | R             |
| <b>BOOKS, PRINTED, AND PRINTED MATTER (not being STATIONERY), including MAPS AND CHARTS</b> . . . . . Cwts. | 56         | 77         | 68         | 66         | 144        | 18,974        | 15,991        | 18,908        | 19,352        | 30,0          |
| <b>BOOTS AND SHOES</b> . . . . . Pairs  | 21,073     | 15,439     | 13,380     | 18,302     | 11,316     | 28,741        | 18,820        | 13,076        | 20,000        | 11,6          |
| <b>CANDLES OF ALL KINDS</b> . . . . . Lbs.  | 55,633     | 36,625     | 30,493     | 36,535     | 20,756     | 15,661        | 10,308        | 10,269        | 10,273        | 8,3           |
| <b>DRUGS AND MEDICINES (excluding CHEMICALS AND NARCOTICS)</b> . . . . . Value                              | ..         | ..         | ..         | ..         | ..         | 18,278        | 11,750        | 8,740         | 13,160        | 8,3           |
| <b>DYEING AND TANNING SUBSTANCES—</b>   |            |            |            |            |            |               |               |               |               |               |
| Turmeric . . . . . Cwts.  | 535        | 552        | 521        | 553        | 671        | 16,008        | 14,196        | 12,826        | 10,245        | 9,43          |
| Other sorts . . . . . "   | ..         | 1          | ..         | ..         | ..         | ..            | 20            | ..            | ..            | ..            |
| <b>Total Dyeing and Tanning substances</b> . . . . . "  | <b>535</b> | <b>553</b> | <b>521</b> | <b>553</b> | <b>671</b> | <b>16,008</b> | <b>14,205</b> | <b>12,826</b> | <b>10,245</b> | <b>9,43</b>   |
| <b>FRUITS AND VEGETABLES—</b>   |            |            |            |            |            |               |               |               |               |               |
| Fresh Fruits and Vegetables . . . . . Value   | ..         | ..         | ..         | ..         | ..         | 40,429        | 33,375        | 18,272        | 23,791        | 33,016        |
| Other sorts . . . . . "   | ..         | ..         | ..         | ..         | ..         | 10,754        | 9,805         | 6,550         | 10,212        | 7,306         |
| <b>Total Fruits and Vegetables</b> . . . . . "  | <b>..</b>  | <b>..</b>  | <b>..</b>  | <b>..</b>  | <b>..</b>  | <b>51,183</b> | <b>43,180</b> | <b>24,822</b> | <b>34,003</b> | <b>40,322</b> |

No. 13—continued  
 ZANZIBAR AND PEMBA—continued  
 EXPORTS THERETO—continued

## INDIAN MERCHANDISE—continued

| ARTICLES   | QUANTITY |         |         |         |         | VALUE     |           |           |          |           |
|--|----------|---------|---------|---------|---------|-----------|-----------|-----------|----------|-----------|
|  | 1931-32  | 1932-33 | 1933-34 | 1934-35 | 1935-36 | 1931-32   | 1932-33   | 1933-34   | 1934-35  | 1935-36   |
|  |          |         |         |         |         | R         | R         | R         | R        | R         |
| GRAIN, PULSE AND FLOUR—<br>lower and higher Tons                     | 101      | 70      | 67      | 73      | 58      | 23,252    | 15,937    | 13,343    | 14,139   | 9,833     |
| Pulse—   |          |         |         |         |         |           |           |           |          |           |
| Gram   | 99       | 86      | 85      | 93      | 25      | 24,468    | 20,913    | 19,007    | 20,522   | 4,571     |
| Lentils  | 75       | 77      | 88      | 106     | 54      | 13,102    | 17,559    | 19,333    | 21,436   | 9,073     |
| Other sorts  | 163      | 54      | 50      | 120     | 237     | 33,684    | 12,342    | 11,807    | 26,140   | 50,843    |
| Total Pulse  | 337      | 217     | 224     | 324     | 366     | 31,204    | 51,314    | 50,152    | 68,118   | 64,487    |
| Rice not in the husk   | 14,091   | 11,067  | 13,683  | 9,513   | 9,593   | 11,47,429 | 9,03,553  | 11,67,417 | 7,73,051 | 3,29,007  |
| Wheat  | 291      | 301     | 243     | 235     | 242     | 74,672    | 74,035    | 54,094    | 43,825   | 43,792    |
| Flour  | 2,743    | 1,500   | 641     | 507     | 342     | 5,29,136  | 2,32,930  | 1,03,316  | 34,743   | 53,013    |
| Other sorts  | 18       | 21      | 17      | 21      | 14      | 3,333     | 4,507     | 3,230     | 4,017    | 2,475     |
| Total Grain, Pulse and Flour   | 17,586   | 13,176  | 14,375  | 10,673  | 10,618  | 18,59,608 | 13,32,526 | 13,97,152 | 9,97,892 | 10,02,602 |
| INSTRUMENTS, APPARATUS,<br>AND APPLIANCES AND<br>PARTS THEREOF Value | —        | —       | —       | —       | —       | 3,340     | 12,415    | 3,947     | 31,633   | 3,905     |
| LEATHER—   |          |         |         |         |         |           |           |           |          |           |
| Hides and Skins<br>tanned or dressed                                 | 3        | 1       | 2       | 3       | 4       | 11,002    | 3,132     | 9,033     | 6,322    | 6,602     |
| METALS AND ORBS Tons   | 23       | 17      | 9       | 11      | 30      | 17,675    | 11,700    | 3,490     | 7,223    | 14,004    |
| PROVISIONS AND OILMAN'S<br>STORES—                                   |          |         |         |         |         |           |           |           |          |           |
| Butter Cwts.   | 139      | 137     | 31      | 137     | 35      | 22,395    | 14,350    | 7,340     | 13,335   | 3,393     |
| Ghi  | 123      | 70      | 31      | 72      | 32      | 12,153    | 6,534     | 3,330     | 6,315    | 2,550     |
| Other sorts of provisions Value                                      | —        | —       | —       | —       | —       | 12,107    | 12,714    | 4,773     | 6,243    | 3,045     |
| Total Provisions and Oilman's Stores                                 | —        | —       | —       | —       | —       | 47,155    | 33,949    | 15,443    | 25,883   | 13,990    |
| SEEDS—   |          |         |         |         |         |           |           |           |          |           |
| Oil-seeds—   |          |         |         |         |         |           |           |           |          |           |
| Essential—   |          |         |         |         |         |           |           |           |          |           |
| Cammin (other than black) Tons                                       | 19       | 10      | 13      | 26      | 24      | 14,565    | 4,935     | 15,045    | 20,637   | 17,430    |
| Other sorts  | 14       | 19      | 15      | 16      | 25      | 10,753    | 10,511    | 9,021     | 8,522    | 9,316     |
| Total Seeds, Essential   | 33       | 29      | 28      | 42      | 49      | 25,318    | 15,446    | 24,066    | 29,159   | 27,296    |
| Seeds, Non-essential   | 2        | 2       | ..      | 1       | 3       | 1,305     | 2,245     | 1,129     | 970      | 1,035     |
| Other than oilseeds  | ..       | ..      | ..      | ..      | ..      | 270       | 170       | 150       | 140      | 103       |
| Total Seeds  | 35       | 31      | 28      | 43      | 52      | 27,193    | 17,911    | 25,245    | 30,169   | 28,434    |
| SPOICES—   |          |         |         |         |         |           |           |           |          |           |
| (Sugar) Cwts.  | 450      | 345     | 403     | 336     | 336     | 16,432    | 11,036    | 11,633    | 10,732   | 10,362    |
| Pepper   | 153      | 161     | 115     | 207     | 131     | 10,130    | 7,393     | 5,150     | 9,020    | 553       |
| Other sorts  | 125      | 137     | 136     | 101     | 301     | 9,010     | 9,375     | 11,530    | 6,970    | 11,753    |
| Total Spoices  | 728      | 643     | 654     | 644     | 768     | 35,572    | 27,804    | 28,313    | 26,722   | 22,668    |



No. 13—continued

## ZANZIBAR AND PEMBA—continued

## EXPORTS THERETO—continued

## INDIAN MERCHANDISE—concluded

| ARTICLES  | QUANTITY  |           |         |         |         | VALUE     |           |           |           |          |
|---|-----------|-----------|---------|---------|---------|-----------|-----------|-----------|-----------|----------|
|   | 1931-32   | 1932-33   | 1933-34 | 1934-35 | 1935-36 | 1931-32   | 1932-33   | 1933-34   | 1934-35   | 1935-36  |
|   |           |           |         |         |         | R         | R         | R         | R         | R        |
| SUGAR . . . . . Tons  | 15        | 17        | 17      | 14      | 17      | 6,764     | 10,988    | 9,390     | 7,271     | 6,1      |
| TEA—<br>Black . . . . . Lbs.  | 58,058    | 40,346    | 7,269   | 6,600   | 7,300   | 31,167    | 21,843    | 6,360     | 4,252     | 5,6      |
| TEXTILES—<br>Cotton—  |           |           |         |         |         |           |           |           |           |          |
| Twist and yarn . . .  | 43,524    | 35,600    | 55,250  | 53,186  | 56,356  | 23,940    | 21,880    | 26,280    | 24,305    | 20,31    |
| Piece-goods—<br>Grey (unbleached) . Yards   | 412,990   | 255,080   | 266,819 | 118,260 | 28,738  | 1,23,775  | 66,010    | 71,854    | 29,700    | 8,7      |
| White (bleached) . .  | 4,329     | 7,400     | 2,000   | 4,988   | 3,344   | 2,800     | 1,900     | 1,000     | 1,400     | 30       |
| Coloured, printed, or<br>dyed . . . . .   | 2,006,115 | 1,025,508 | 417,950 | 196,047 | 136,096 | 3,89,009  | 1,93,599  | 1,01,150  | 42,360    | 27,4     |
| Total Piece-goods . .   | 2,423,425 | 1,287,988 | 686,769 | 319,295 | 168,177 | 5,20,084  | 2,61,509  | 1,74,001  | 73,460    | 30,41    |
| Other sorts of manufac-<br>tures . . . . . Value  | —         | —         | —       | —       | —       | 14,005    | 6,825     | 5,083     | 4,448     | 8,71     |
| Total Cotton manufac-<br>tures (including twist<br>and yarn) . . . . .                        | —         | —         | —       | —       | —       | 5,33,529  | 2,90,164  | 2,05,267  | 1,02,308  | 71,56    |
| Haberdashery and Mill-<br>nery . . . . .  | —         | —         | —       | —       | —       | 17,570    | 5,897     | 7,800     | 9,061     | 3,71     |
| Jute -<br>Manufactures—<br>Gunny bags 4 . . . No.   | 313,350   | 282,650   | 240,000 | 178,000 | 153,600 | 94,060    | 80,172    | 60,262    | 44,496    | 30,01    |
| Gunny cloth . . . Yards   | 34,000    | 124,000   | 109,000 | 168,000 | 48,000  | 7,950     | 24,000    | 20,725    | 25,382    | 7,0      |
| Others . . . . .  | —         | —         | —       | —       | —       | 5,050     | 3,787     | 4,164     | 5,318     | 3,11     |
| Total Jute manufactures<br>(including Twist and yarn) Value                                   | —         | —         | —       | —       | —       | 1,07,980  | 1,08,559  | 85,151    | 75,196    | 40,14    |
| WOOD AND TIMBER—<br>Timber, other than Railway<br>sleepers—<br>Teak wood . . . . . Cubic Tons | 147       | 140       | 42      | 165     | 192     | 26,304    | 21,788    | 6,769     | 25,908    | 22,26    |
| PSAL ARTICLES . . . Value   | —         | —         | —       | —       | —       | 1,10,408  | 1,60,497  | 77,671    | 72,231    | 72,3     |
| ALL OTHER ARTICLES OF<br>MERCHANDISE . . . . .  | —         | —         | —       | —       | —       | 79,015    | 70,400    | 46,163    | 60,284    | 54,41    |
| GRAND TOTAL . . . . .   | —         | —         | —       | —       | —       | 30,90,620 | 22,68,576 | 20,28,498 | 15,89,891 | 14,03,55 |

## FOREIGN MERCHANDISE

| ARTICLES  | QUANTITY |         |         |         |         | VALUE   |         |         |         |         |
|---|----------|---------|---------|---------|---------|---------|---------|---------|---------|---------|
|   | 1931-32  | 1932-33 | 1933-34 | 1934-35 | 1935-36 | 1931-32 | 1932-33 | 1933-34 | 1934-35 | 1935-36 |
|   |          |         |         |         |         | R       | R       | R       | R       | R       |
| FRUITS AND VEGE-<br>TABLES . . . . . Value                                | —        | —       | —       | —       | —       | 23,310  | 21,687  | 14,685  | 19,670  | 16,84   |
| HARDWARE (excluding<br>OUTLETT AND ELECTRO-<br>PLATED WARE) . . . . .     | —        | —       | —       | —       | —       | 10,418  | 9,100   | 8,446   | 7,295   | 4,831   |
| INSTRUMENTS, APPARATUS,<br>AND APPLIANCES, AND<br>PARTS THEREOF . . . . . | —        | —       | —       | —       | —       | 9,531   | 21,000  | 23,991  | 359     | 1,08    |
| METALS AND ORES . . . Tons  | 16       | 6       | 6       | 4       | 7       | 20,743  | 10,059  | 9,324   | 9,006   | 7,471   |

No. 13—continued

## ZANZIBAR AND PEMBA—continued

## EXPORTS THERETO—concluded

## FOREIGN MERCHANDISE—continued

| ARTICLES  | QUANTITY      |               |               |               |                | VALUE            |                  |                  |                  |                  |
|---|---------------|---------------|---------------|---------------|----------------|------------------|------------------|------------------|------------------|------------------|
|   | 1931-32       | 1932-33       | 1933-34       | 1934-35       | 1935-36        | 1931-32          | 1932-33          | 1933-34          | 1934-35          | 1935-36          |
| SPICES . . . . . Cwts.  | 63            | 85            | 45            | 34            | 581            | 4,452            | 6,457            | 1,825            | 1,215            | 11,908           |
| <b>SUGAR—</b>   |               |               |               |               |                |                  |                  |                  |                  |                  |
| Sugar 23 Dutch Standard and above . . . . . Tons                        | 1,019         | 349           | 113           | 3             | 39             | 2,25,995         | 45,311           | 24,675           | 300              | 9,080            |
| Others . . . . . "  | ..            | 7             | ..            | ..            | ..             | ..               | 2,230            | ..               | ..               | ..               |
| <b>TOTAL SUGAR . . . . . "</b>  | <b>1,019</b>  | <b>356</b>    | <b>113</b>    | <b>3</b>      | <b>39</b>      | <b>2,25,995</b>  | <b>45,541</b>    | <b>24,675</b>    | <b>300</b>       | <b>9,080</b>     |
| <b>TEXTILES—</b>  |               |               |               |               |                |                  |                  |                  |                  |                  |
| Cotton—   |               |               |               |               |                |                  |                  |                  |                  |                  |
| Twist and yarn . . . . . Lbs.   | ..            | ..            | 300           | ..            | ..             | ..               | ..               | 300              | ..               | ..               |
| <b>Manufactures—</b>  |               |               |               |               |                |                  |                  |                  |                  |                  |
| <b>Place-goods—</b>   |               |               |               |               |                |                  |                  |                  |                  |                  |
| Grey (unbleached) Yards   | 18,300        | 3,400         | 47,300        | 37,400        | 41,500         | 7,147            | 3,015            | 15,405           | 15,485           | 12,200           |
| White (bleached) . . . . . "  | 17,753        | 7,744         | 3,325         | 12,063        | 200,362        | 6,035            | 2,775            | 370              | 3,000            | 42,600           |
| Coloured, printed, or dyed . . . . . "                                  | 41,932        | 7,530         | 23,702        | 36,401        | 21,177         | 13,010           | 2,470            | 5,300            | 11,020           | 7,375            |
| <b>Total Place-goods . . . . . "</b>                                    | <b>78,385</b> | <b>23,674</b> | <b>78,327</b> | <b>86,464</b> | <b>263,039</b> | <b>23,192</b>    | <b>3,260</b>     | <b>22,075</b>    | <b>29,505</b>    | <b>62,235</b>    |
| Other sorts of manufactures . . . . . Value                             | —             | —             | —             | —             | —              | 3,308            | 3,310            | 1,350            | 5,180            | 2,516            |
| <b>Total Cotton manufactures (including Twist and yarn) . . . . . "</b> | <b>—</b>      | <b>—</b>      | <b>—</b>      | <b>—</b>      | <b>—</b>       | <b>29,500</b>    | <b>11,570</b>    | <b>24,225</b>    | <b>34,685</b>    | <b>64,751</b>    |
| Haberdashery and Millinery . . . . . "                                  | —             | —             | —             | —             | —              | 14,160           | 11,825           | 11,955           | 21,300           | 26,775           |
| <b>Silk—</b>  |               |               |               |               |                |                  |                  |                  |                  |                  |
| Manufactures—   |               |               |               |               |                |                  |                  |                  |                  |                  |
| Goods of silk mixed with other materials Yards                          | ..            | ..            | 2,500         | 20,122        | 3,982          | ..               | ..               | 900              | 15,580           | 3,680            |
| Place-goods . . . . . "   | 250           | 400           | 19,340        | 71,371        | 29,529         | 300              | 650              | 11,030           | 37,135           | 6,305            |
| <b>Other Textiles—</b>  |               |               |               |               |                |                  |                  |                  |                  |                  |
| Manufactured . . . . . Value  | —             | —             | —             | —             | —              | 5,035            | 9,194            | 11,735           | 60,805           | 66,325           |
| <b>VEHICLES (excluding LOCOMOTIVES, ETC., FOR RAILWAYS) . . . . . "</b> | <b>—</b>      | <b>—</b>      | <b>—</b>      | <b>—</b>      | <b>—</b>       | <b>11,039</b>    | <b>3,313</b>     | <b>3,467</b>     | <b>6,235</b>     | <b>300</b>       |
| <b>POSTAL ARTICLES . . . . . "</b>                                      | <b>—</b>      | <b>—</b>      | <b>—</b>      | <b>—</b>      | <b>—</b>       | <b>26,205</b>    | <b>25,244</b>    | <b>10,425</b>    | <b>9,764</b>     | <b>3,435</b>     |
| <b>ALL OTHER ARTICLES OF MERCHANDISE . . . . . "</b>                    | <b>—</b>      | <b>—</b>      | <b>—</b>      | <b>—</b>      | <b>—</b>       | <b>47,192</b>    | <b>33,575</b>    | <b>34,331</b>    | <b>39,393</b>    | <b>32,343</b>    |
| <b>GRAND TOTAL . . . . . "</b>  | <b>—</b>      | <b>—</b>      | <b>—</b>      | <b>—</b>      | <b>—</b>       | <b>4,23,040</b>  | <b>2,08,665</b>  | <b>1,95,694</b>  | <b>2,63,263</b>  | <b>2,65,537</b>  |
| <b>GRAND TOTAL OF INDIAN AND FOREIGN MERCHANDISE . . . . . "</b>        | <b>—</b>      | <b>—</b>      | <b>—</b>      | <b>—</b>      | <b>—</b>       | <b>35,13,669</b> | <b>24,77,241</b> | <b>22,24,137</b> | <b>18,53,154</b> | <b>17,59,117</b> |

KENYA COLONY  
IMPORTS THEREFROM

| ARTICLES   | QUANTITY |         |         |         |         | VALUE    |          |          |          |          |
|--|----------|---------|---------|---------|---------|----------|----------|----------|----------|----------|
|  | 1931-32  | 1932-33 | 1933-34 | 1934-35 | 1935-36 | 1931-32  | 1932-33  | 1933-34  | 1934-35  | 1935-36  |
| APPAREL (excluding HOSIERY AND BOOTS AND SHOES) . . . . . Value                        | —        | —       | —       | —       | —       | 12,993   | 9,233    | 3,240    | 3,337    | 169      |
| ARMS, AMMUNITION, ETC. . . . . "   | —        | —       | —       | —       | —       | 4,525    | 3,568    | 32,007   | 4,662    | 6,410    |
| <b>CHEMICALS AND CHEMICAL PREPARATIONS (excluding CHEMICAL MANURES AND MEDICINES)—</b> |          |         |         |         |         |          |          |          |          |          |
| Soda compounds—  |          |         |         |         |         |          |          |          |          |          |
| Sodium carbonate (soda-ash and soda crystals) Cwts.                                    | 67,097   | 72,000  | 83,002  | 67,000  | 70,000  | 3,33,033 | 4,46,701 | 4,61,374 | 3,71,990 | 3,73,522 |

No. 13—*continued*  
KENYA COLONY—*continued*  
IMPORTS THEREFROM—*continued*

| ARTICLES   | QUANTITY                      |                                |                                |                                |                                | VALUE       |             |             |             |             |
|--|-------------------------------|--------------------------------|--------------------------------|--------------------------------|--------------------------------|-------------|-------------|-------------|-------------|-------------|
|  | 1931-32                       | 1932-33                        | 1933-34                        | 1934-35                        | 1935-36                        | 1931-32     | 1932-33     | 1933-34     | 1934-35     | 1935-36     |
| DYING AND TANNING SUBSTANCES   | —                             | —                              | —                              | —                              | —                              | 12,179      | 2,111       | 741         | 55          | 1,738       |
| FRUITS AND VEGETABLES—   |                               |                                |                                |                                |                                |             |             |             |             |             |
| Fresh fruits and vegetables  | —                             | —                              | —                              | —                              | —                              | 88,257      | 1,15,966    | 37,521      | 57,507      | 2,40,535    |
| FRUITS AND VEGETABLES, DRIED, SALTED OR PRESERVED, ETC.                                      | 433                           | 353                            | 102                            | 1,191                          | 418                            | 46,565      | 43,404      | 7,576       | 1,27,638    | 57,270      |
| GUMS AND RESINS—   |                               |                                |                                |                                |                                |             |             |             |             |             |
| Arabic   | —                             | —                              | 21                             | —                              | 763                            | —           | —           | 420         | —           | 20,000      |
| Others   | 377                           | 208                            | 282                            | 1,057                          | 13                             | 4,343       | 2,502       | 3,047       | 16,303      | 260         |
| Total Gums and Resins  | 377                           | 208                            | 303                            | 1,057                          | 776                            | 4,343       | 2,502       | 4,067       | 16,303      | 20,260      |
| HIDES AND SKINS, RAW—  |                               |                                |                                |                                |                                |             |             |             |             |             |
| Hides, Raw   | { Tons<br>=No. } 7<br>=2,175  | { Tons<br>=No. } 14<br>=4,110  | { Tons<br>=No. } 10<br>=3,330  | { Tons<br>=No. } 5<br>=1,990   | { Tons<br>=No. } 2<br>=1,300   | 6,300       | 5,315       | 4,790       | 3,600       | 2,400       |
| Skins, Raw   | { Tons<br>=No. } 7<br>=6,567  | { Tons<br>=No. } 26<br>=42,269 | { Tons<br>=No. } 28<br>=53,989 | { Tons<br>=No. } 9<br>=19,200  | { Tons<br>=No. } 18<br>=36,642 | 7,698       | 17,886      | 20,830      | 4,840       | 17,370      |
| Total Hides and Skins, raw   | { Tons<br>=No. } 14<br>=8,742 | { Tons<br>=No. } 40<br>=46,379 | { Tons<br>=No. } 38<br>=57,319 | { Tons<br>=No. } 14<br>=21,190 | { Tons<br>=No. } 20<br>=38,002 | 14,408      | 23,701      | 25,620      | 7,440       | 19,770      |
| Instruments, Apparatus and Appliances and parts thereof—                                     |                               |                                |                                |                                |                                |             |             |             |             |             |
| Photographic   | —                             | —                              | —                              | —                              | —                              | 9,871       | 3,497       | 10,300      | 6,619       | 11,625      |
| IVORY—   |                               |                                |                                |                                |                                |             |             |             |             |             |
| Unmanufactured   | 20,307                        | 15,908                         | 52,150                         | 87,067                         | 106,565                        | 1,21,898    | 1,03,680    | 2,57,856    | 3,66,176    | 4,42,701    |
| METALS (excluding ORES)  | 39                            | 18                             | 17                             | 39                             | 102                            | 18,373      | 6,034       | 4,515       | 3,479       | 10,451      |
| PROVISIONS AND OILMAN'S STORES (including FISH AND FRUITS AND VEGETABLES, CANNED OR BOTTLED) | —                             | —                              | —                              | —                              | —                              | 9,716       | 16,537      | 17,035      | 12,174      | 8,302       |
| SHELLS AND CORNUS—   |                               |                                |                                |                                |                                |             |             |             |             |             |
| Cowries  | 5,354                         | 3,027                          | 2,005                          | 2,080                          | 3,713                          | 23,549      | 18,650      | 3,449       | 9,747       | 16,559      |
| SPIGNS   | 1,250                         | —                              | 32                             | 794                            | 213                            | 83,559      | —           | 960         | 29,858      | 5,635       |
| TEA  | 26,216                        | —                              | 38                             | 16                             | —                              | 26,120      | —           | 44          | 8           | —           |
| TEXTILES—  |                               |                                |                                |                                |                                |             |             |             |             |             |
| Cotton—  |                               |                                |                                |                                |                                |             |             |             |             |             |
| Raw  | 32,135                        | 20,694                         | 24,133                         | 32,725                         | 36,631                         | 3,16,91,594 | 1,77,65,761 | 2,02,26,478 | 2,76,53,418 | 3,12,95,143 |
| Manufactures—  |                               |                                |                                |                                |                                |             |             |             |             |             |
| Piece-goods  | 51,830                        | 29,430                         | 24,565                         | 1,279                          | 71                             | 16,854      | 8,667       | 11,031      | 1,279       | 68          |
| Artificial silk  | —                             | —                              | —                              | —                              | —                              | 6,031       | 14,922      | 10,598      | 9,724       | 44          |
| VEHICLES (excluding LOCOMOTIVES, ETC., FOR RAILWAYS)   | —                             | —                              | —                              | —                              | —                              | 4,991       | 454         | 10,286      | 1,691       | 1,343       |
| WOOD AND TIMBER  | —                             | —                              | —                              | —                              | —                              | 23,691      | 32,764      | 41,968      | 44,472      | 42,043      |
| POSTAL ARTICLES NOT SPECIFIED  | —                             | —                              | —                              | —                              | —                              | 21,937      | 21,061      | 24,052      | 15,063      | 18,216      |
| ALL OTHER ARTICLES OF MERCHANDISE  | —                             | —                              | —                              | —                              | —                              | 74,632      | 45,937      | 53,655      | 39,275      | 44,854      |
| GRAND TOTAL  | —                             | —                              | —                              | —                              | —                              | 3,26,79,419 | 1,86,78,055 | 2,12,56,613 | 2,87,87,010 | 3,26,17,613 |

## EXPORTS THERETO

## INDIAN MERCHANDISE

| ARTICLES   | QUANTITY |         |         |         |         | VALUE   |         |         |         |         |
|--|----------|---------|---------|---------|---------|---------|---------|---------|---------|---------|
|  | 1931-32  | 1932-33 | 1933-34 | 1934-35 | 1935-36 | 1931-32 | 1932-33 | 1933-34 | 1934-35 | 1935-36 |
| APPAREL (including DRESSING ROOMS, UNIFORMS, ACCOUTREMENTS, BUT excluding HOSIERY AND SHOES) | —        | —       | —       | —       | —       | 18,865  | 12,669  | 19,300  | 14,368  | 14,102  |

No. 13—continued  
 KENYA COLONY—continued  
 EXPORTS THEREOF—continued

INDIAN MERCHANDISE—continued

| ARTICLES   | QUANTITY              |                       |                       |                       |                       | VALUE     |          |          |          |           |
|--|-----------------------|-----------------------|-----------------------|-----------------------|-----------------------|-----------|----------|----------|----------|-----------|
|  | 1931-32               | 1932-33               | 1933-34               | 1934-35               | 1935-36               | 1931-32   | 1932-33  | 1933-34  | 1934-35  | 1935-36   |
| BOOKS, PRINTED, AND PRINTED MATTER (not being STATIONERY), including MAPS AND CHARTS . . . Cwts. | 158                   | 180                   | 157                   | 134                   | 234                   | 20,079    | 17,657   | 21,146   | 19,657   | 30,755    |
| BOOTS AND SHOES . . . Pairs  | 29,666                | 23,995                | 43,507                | 55,069                | 47,666                | 33,336    | 31,870   | 43,375   | 46,973   | 41,101    |
| BUILDING AND ENGINEERING MATERIALS other than OF IRON, STEEL OR WOOD Value                       | —                     | —                     | —                     | —                     | —                     | 5,623     | 11,595   | 3,222    | 955      | 2,065     |
| CANDLES OF ALL KINDS . . . Lbs.  | 35,892                | 25,512                | 32,122                | 33,870                | 159,051               | 10,340    | 7,174    | 23,220   | 23,331   | 44,709    |
| COIR, MANUFACTURED (excluding ROPE) . . . Cwts.  | 500                   | 620                   | 600                   | 705                   | 1,534                 | 9,918     | 10,253   | 9,906    | 12,976   | 13,550    |
| DRUGS AND MEDICINES (excluding CHEMICALS AND NARCOTICS) . . . Value                              | —                     | —                     | —                     | —                     | —                     | 32,100    | 25,340   | 33,355   | 36,668   | 25,533    |
| DYEING AND TANNING SUBSTANCES . . . Cwts.  | 700                   | 820                   | 1,063                 | 1,429                 | 1,270                 | 19,560    | 20,660   | 20,775   | 13,269   | 17,214    |
| FRUITS AND VEGETABLES . . . Value  | —                     | —                     | —                     | —                     | —                     | 33,315    | 23,139   | 18,121   | 17,965   | 34,749    |
| FURNITURE AND CABINET-WARE . . . Value   | —                     | —                     | —                     | —                     | —                     | 4,709     | 4,954    | 1,612    | 1,718    | 2,572     |
| GRAIN, PULSE AND FLOUR—Jowar and bafta . . . Tons  | 179                   | 145                   | 134                   | 130                   | 134                   | 41,053    | 30,376   | 26,936   | 22,559   | 21,297    |
| Pulse—   |                       |                       |                       |                       |                       |           |          |          |          |           |
| Gram . . . . .   | 202                   | 187                   | 174                   | 234                   | 78                    | 47,960    | 40,237   | 34,645   | 43,724   | 12,436    |
| Lentils . . . . .  | 71                    | 104                   | 113                   | 132                   | 39                    | 26,202    | 21,343   | 25,310   | 24,146   | 14,391    |
| Othersorts . . . . .   | 117                   | 70                    | 84                    | 277                   | 334                   | 29,165    | 18,181   | 19,241   | 52,493   | 55,943    |
| Total Pulse . . . . .  | 390                   | 361                   | 371                   | 643                   | 501                   | 93,327    | 79,811   | 79,296   | 120,363  | 83,320    |
| Rice not in the husk . . . . .   | 3,013                 | 1,871                 | 1,843                 | 1,334                 | 2,422                 | 5,03,362  | 3,26,329 | 3,37,125 | 3,90,333 | 4,55,727  |
| Wheat . . . . .  | 123                   | 117                   | 157                   | 177                   | 280                   | 30,360    | 23,329   | 31,273   | 34,309   | 46,363    |
| Wheat flour . . . . .  | 3,149                 | 1,662                 | 1,422                 | 1,495                 | 3,546                 | 6,73,973  | 3,50,942 | 2,62,263 | 2,42,059 | 4,77,055  |
| Othersorts . . . . .   | 134                   | 99                    | 149                   | 57                    | 63                    | 29,504    | 20,043   | 27,335   | 11,016   | 9,615     |
| Total Grain, Pulse and Flour . . . . .   | 6,938                 | 4,255                 | 4,067                 | 4,336                 | 6,946                 | 13,73,134 | 8,35,330 | 7,67,333 | 8,30,797 | 10,93,677 |
| HARDWARE AND CUTLERY, (including PLATED WARE). . . . . Value                                     | —                     | —                     | —                     | —                     | —                     | 20,935    | 14,781   | 19,355   | 24,397   | 36,513    |
| INSTRUMENTS, APPARATUS AND APPLIANCES AND PARTS THEREOF . . . . .                                | —                     | —                     | —                     | —                     | —                     | 72,733    | 29,053   | 67,924   | 73,732   | 73,343    |
| LEATHER—   |                       |                       |                       |                       |                       |           |          |          |          |           |
| Hides, tanned or dressed . . . . .   | 17 Tons<br>=4,374 No. | 12 Tons<br>=4,200 No. | 16 Tons<br>=5,017 No. | 20 Tons<br>=4,727 No. | 20 Tons<br>=5,336 No. | 33,305    | 31,362   | 39,313   | 39,013   | 52,003    |
| Skins, tanned or dressed . . . . .   | 1 Tons<br>=5,421 No.  | 1 Tons<br>=4,365 No.  | .. Tons<br>=4,433 No. | .. Tons<br>=4,947 No. | .. Tons<br>=650 No.   | 6,523     | 5,316    | 6,307    | 6,770    | 950       |
| Total Hides and Skins, tanned or dressed . . . . .   | 18 Tons<br>=9,795 No. | 13 Tons<br>=8,565 No. | 16 Tons<br>=9,450 No. | 20 Tons<br>=9,674 No. | 20 Tons<br>=5,986 No. | 44,327    | 37,678   | 45,620   | 45,783   | 52,953    |
| Unwrought . . . . . Cwts.  | 64                    | 113                   | 154                   | 333                   | 456                   | 3,411     | 13,534   | 25,390   | 42,313   | 49,167    |
| Manufactures—Bags, trunks and travelling requisites . . . . . Value                              | —                     | —                     | —                     | —                     | —                     | 15,790    | 17,595   | 25,270   | 24,625   | 34,625    |
| Other sorts . . . . .  | —                     | —                     | —                     | —                     | —                     | 3,775     | 11,330   | 23,194   | 31,462   | 35,451    |
| Total Leather . . . . .  | —                     | —                     | —                     | —                     | —                     | 77,303    | 35,637   | 1,25,479 | 1,44,038 | 1,72,030  |
| MACHINERY AND MILL-WORK . . . . .  | —                     | —                     | —                     | —                     | —                     | 600       | 3,335    | 11,112   | 4,103    | 15,236    |
| METALS AND ORES—   |                       |                       |                       |                       |                       |           |          |          |          |           |
| Brass, Bronze, and similar alloys, wrought . . . . . Cwts.                                       | 109                   | 94                    | 80                    | 85                    | 266                   | 10,349    | 7,106    | 3,555    | 3,030    | 17,603    |
| Iron or Steel . . . . . Tons   | 10                    | 11                    | 4                     | 19                    | 32                    | 3,115     | 2,343    | 1,745    | 4,095    | 10,194    |
| Other metals . . . . .   | 3                     | 2                     | 4                     | 3                     | 2                     | 7,769     | 4,233    | 3,236    | 7,500    | 5,340     |
| Total Metals and Ores . . . . .  | 19                    | 18                    | 12                    | 26                    | 47                    | 21,733    | 14,182   | 13,536   | 20,275   | 33,332    |
| OILS—  |                       |                       |                       |                       |                       |           |          |          |          |           |
| Vegetable non-essential—   |                       |                       |                       |                       |                       |           |          |          |          |           |
| Sesamum . . . . . Gals.  | 410                   | 7,143                 | 441                   | 906                   | 22,596                | 1,315     | 12,251   | 1,174    | 1,472    | 32,791    |
| Other sorts . . . . .  | 1,439                 | 1,263                 | 837                   | 1,600                 | 2,673                 | 4,392     | 4,147    | 3,130    | 3,123    | 3,739     |
| TOTAL OILS . . . . . Gals.   | 1,849                 | 8,406                 | 1,278                 | 2,506                 | 25,269                | 6,207     | 16,398   | 4,304    | 4,595    | 36,530    |

No. 13—continued  
KENYA COLONY—continued  
EXPORTS THERE TO—continued

## INDIAN MERCHANDISE—continued

| ARTICLES  | QUANTITY  |           |           |           |           | VALUE     |           |           |           |           |
|---|-----------|-----------|-----------|-----------|-----------|-----------|-----------|-----------|-----------|-----------|
|   | 1931-32   | 1932-33   | 1933-34   | 1934-35   | 1935-36   | 1931-32   | 1932-33   | 1933-34   | 1934-35   | 1935-36   |
|   |           |           |           |           |           | ₹         | ₹         | ₹         | ₹         | ₹         |
| <b>PROVISIONS AND OIL-MAN'S STORES (including FISH AND FRUITS AND VEGETABLES, CANNED OR BOTTLED)—</b> |           |           |           |           |           |           |           |           |           |           |
| Pickles, chutnies, and condiments . Cwts.   | 196       | 227       | 240       | 279       | 272       | 9,910     | 10,205    | 9,239     | 10,970    | 12,995    |
| Other sorts of provisions Value   | —         | —         | —         | —         | —         | 80,139    | 23,208    | 25,812    | 32,330    | 34,134    |
| <b>Total Provisions and Oilman's stores</b>   | —         | —         | —         | —         | —         | 40,055    | 33,413    | 35,051    | 43,300    | 47,129    |
| <b>SEEDS—</b>   |           |           |           |           |           |           |           |           |           |           |
| Essential—  |           |           |           |           |           |           |           |           |           |           |
| Coriander . . . Tons  | 42        | 42        | 53        | 46        | 60        | 23,567    | 21,815    | 21,252    | 17,036    | 19,184    |
| Cumin (other than black) "  | 19        | 14        | 29        | 24        | 35        | 13,387    | 8,782     | 24,349    | 19,167    | 25,644    |
| Other sorts . . "   | 24        | 34        | 36        | 27        | 48        | 12,021    | 12,844    | 11,516    | 10,141    | 8,688     |
| <b>Total Seeds, Essential</b>   | 85        | 90        | 118       | 97        | 143       | 48,975    | 43,441    | 57,117    | 47,244    | 53,496    |
| Non-essential—  |           |           |           |           |           |           |           |           |           |           |
| Tea . . . . "   | 15        | 9         | ..        | 6         | 6         | 77,667    | 47,798    | ..        | 31,500    | 29,053    |
| Other sorts of seeds . "  | 15        | 23        | 8         | 46        | 11        | 3,971     | 7,014     | 3,672     | 8,470     | 4,040     |
| <b>Total Seeds</b>  | 115       | 127       | 126       | 149       | 160       | 1,30,613  | 98,248    | 60,789    | 87,214    | 91,589    |
| <b>SPICES—</b>  |           |           |           |           |           |           |           |           |           |           |
| Betelnuts . . . Cwts.   | 513       | 493       | 563       | 605       | 380       | 24,243    | 19,532    | 25,995    | 24,209    | 31,001    |
| Cardamoms . . Value   | 29        | 34        | 51        | 42        | 97        | 4,095     | 7,420     | 9,550     | 6,740     | 14,251    |
| Ginger . . . . "  | 440       | 538       | 619       | 496       | 564       | 17,903    | 16,199    | 19,045    | 14,389    | 16,718    |
| Pepper . . . . "  | 166       | 131       | 195       | 240       | 8         | 10,281    | 6,457     | 6,960     | 10,080    | 230       |
| Other sorts . . . "   | 2         | 24        | 13        | 2         | 435       | 85        | 645       | 312       | 40        | 7,372     |
| <b>Total Spices</b>   | 1,155     | 1,225     | 1,571     | 1,445     | 1,084     | 57,607    | 50,213    | 61,862    | 55,449    | 69,622    |
| <b>STATIONERY (excluding PAPER) . Value</b>   | —         | —         | —         | —         | —         | 13,323    | 10,036    | 9,260     | 16,048    | 10,413    |
| <b>TEA—</b>   |           |           |           |           |           |           |           |           |           |           |
| Black . . . . Lbs.  | 64,681    | 2,930     | 5,144     | 6,681     | 8,712     | 41,428    | 1,629     | 2,654     | 3,407     | 4,450     |
| <b>TEXTILES—</b>  |           |           |           |           |           |           |           |           |           |           |
| Cotton—   |           |           |           |           |           |           |           |           |           |           |
| Waste . . . . Cwts.   | 403       | 56        | 923       | 481       | 80        | 7,337     | 823       | 10,119    | 7,020     | 1,410     |
| Twist and Yarn . . Lbs.   | 81,396    | 89,900    | 136,176   | 93,708    | 127,103   | 53,683    | 57,975    | 82,338    | 54,122    | 70,900    |
| <b>Manufactures— Piece-goods—</b>   |           |           |           |           |           |           |           |           |           |           |
| Grey (unbleached) Yards   | 1,043,934 | 526,094   | 403,426   | 325,747   | 239,290   | 3,25,044  | 1,59,020  | 1,18,541  | 85,045    | 64,651    |
| White (bleached) "  | 5,843     | 4,718     | 5,259     | 25,387    | 3,452     | 2,175     | 1,655     | 2,298     | 7,272     | 4,346     |
| Coloured, printed, or dyed . "  | 3,008,191 | 2,338,441 | 1,792,064 | 1,009,509 | 953,306   | 6,90,730  | 5,73,406  | 4,66,058  | 3,84,333  | 2,95,243  |
| <b>Total Piece-goods</b>  | 4,057,968 | 2,917,253 | 2,305,749 | 1,360,643 | 1,201,648 | 10,07,949 | 7,34,081  | 5,86,897  | 4,77,155  | 3,64,745  |
| Thread, sewing . . Lbs.   | 20,063    | 9,937     | 5,023     | 7,116     | 11,060    | 29,460    | 9,795     | 4,265     | 3,390     | 3,905     |
| Other sorts of manufactures Value   | —         | —         | —         | —         | —         | 23,745    | 12,219    | 19,065    | 12,055    | 15,342    |
| <b>Total Cotton manufactures (including twist and yarn)</b>   | —         | —         | —         | —         | —         | 11,14,337 | 6,16,070  | 6,91,665  | 5,46,662  | 4,55,452  |
| <b>Haberdashery and millinery</b>   | —         | —         | —         | —         | —         | 14,097    | 15,686    | 2,732     | 7,567     | 23,513    |
| <b>Jute manufactures—</b>   |           |           |           |           |           |           |           |           |           |           |
| Guany bags . . . No.  | 3,154,648 | 5,676,223 | 4,920,150 | 4,387,903 | 6,177,193 | 9,41,389  | 15,24,895 | 11,66,413 | 10,78,411 | 14,63,693 |
| cloth . . . . Yards   | 1,169,600 | 1,492,710 | 1,395,368 | 1,899,654 | 2,124,528 | 1,85,239  | 1,72,025  | 2,31,424  | 1,97,873  | 2,37,055  |
| Rope and Twine . . Cwts.  | 1,493     | 1,341     | 2,618     | 2,043     | 2,315     | 27,043    | 26,044    | 23,258    | 21,971    | 26,813    |
| Other sorts . . . Value   | —         | —         | —         | —         | —         | 700       | 3,300     | 2,307     | 3,434     | 2,020     |
| <b>Total Jute manufactures (including twist and yarn)</b>   | —         | —         | —         | —         | —         | 11,04,361 | 17,26,764 | 14,25,407 | 13,01,689 | 17,49,490 |

No. 13—continued

## KENYA COLONY—continued

## EXPORTS THERETO—continued

## INDIAN MERCHANDISE—concluded

| ARTICLES                                      | QUANTITY |         |         |         |         | VALUE     |           |           |           |           |
|---|----------|---------|---------|---------|---------|-----------|-----------|-----------|-----------|-----------|
|   | 1931-32  | 1932-33 | 1933-34 | 1934-35 | 1935-36 | 1931-32   | 1932-33   | 1933-34   | 1934-35   | 1935-36   |
| WOOD AND TIMBER—                              |          |         |         |         |         | £         | £         | £         | £         | £         |
| Timber, other than railway sleepers—          |          |         |         |         |         |           |           |           |           |           |
| Teak wood . . . Cubic Tons                    | 161      | 131     | 154     | 114     | 204     | 35,898    | 20,627    | 28,026    | 14,785    | 27,053    |
| FOOD ARTICLES . . . Value                     | —        | —       | —       | —       | —       | 1,69,727  | 1,07,683  | 1,07,823  | 1,00,011  | 1,14,060  |
| ALL OTHER ARTICLES OF MERCHANDISE . . . Value | —        | —       | —       | —       | —       | 73,971    | 80,147    | 60,068    | 63,576    | 70,084    |
| GRAND TOTAL . . . Value                       | —        | —       | —       | —       | —       | 45,79,299 | 41,24,911 | 37,06,199 | 35,43,700 | 43,03,370 |

## FOREIGN MERCHANDISE.

| ARTICLES  | QUANTITY |         |         |         |         | VALUE  |        |        |        |        |
|---|----------|---------|---------|---------|---------|--------|--------|--------|--------|--------|
|   | 1931-32  | 1932-33 | 1933-34 | 1934-35 | 1935-36 | £      | £      | £      | £      | £      |
| CUTLERY . . . Value   | —        | —       | —       | —       | —       | 10,580 | 5,812  | 9,144  | 12,713 | 0,076  |
| DRUGS AND MEDICINES . . . Value                                       | —        | —       | —       | —       | —       | 7,036  | 4,903  | 6,924  | 7,700  | 10,416 |
| DYEING AND TANNING SUBSTANCES—  |          |         |         |         |         |        |        |        |        |        |
| Aniline . . . Lbs.  | 1,550    | 830     | 11,190  | 5,855   | 6,814   | 2,525  | 1,155  | 15,145 | 8,305  | 10,850 |
| Other sorts . . . Value   | —        | —       | —       | —       | —       | 580    | 535    | 115    | 570    | 3,705  |
| TOTAL DYEING AND TANNING SUBSTANCES . . . Value                       | —        | —       | —       | —       | —       | 3,105  | 1,690  | 15,260 | 8,875  | 14,555 |
| FRUITS AND VEGETABLES . . . Value                                     | —        | —       | —       | —       | —       | 42,935 | 30,217 | 35,158 | 29,910 | 44,894 |
| HARDWARE (including CUTLERY AND ELECTROPLATED WARE) . . . Value       | —        | —       | —       | —       | —       | 25,325 | 37,200 | 29,732 | 32,430 | 10,157 |
| INSTRUMENTS, APPARATUS, AND APPLIANCES, AND PARTS THEREOF . . . Value | —        | —       | —       | —       | —       | 21,694 | 31,051 | 13,980 | 8,054  | 9,185  |
| LEATHER MANUFACTURES . . . Value                                      | —        | —       | —       | —       | —       | 10,781 | 2,060  | ..     | 6,258  | 5,950  |
| MACHINERY AND MILLWORK . . . Value                                    | —        | —       | —       | —       | —       | 15,947 | 22,576 | 39,055 | 20,625 | 9,070  |
| METALS AND ORES . . . Tons  | 9        | 25      | 8       | 16      | 16      | 7,315  | 8,631  | 6,194  | 7,868  | 11,500 |
| PAINTS AND COLOURS . . . Cwts.  | 167      | 102     | 55      | 7       | 10      | 11,263 | 8,497  | 2,542  | 800    | 655    |
| SPICES . . . Cwts.  | 45       | 37      | 71      | 22      | 876     | 2,511  | 4,705  | 2,528  | 420    | 16,441 |
| STATIONERY (including PAPER) . . . Value                              | —        | —       | —       | —       | —       | 15,106 | 15,383 | 8,098  | 17,853 | 9,400  |
| TEXTILES—   |          |         |         |         |         |        |        |        |        |        |
| Cotton—   |          |         |         |         |         |        |        |        |        |        |
| Manufactures—   |          |         |         |         |         |        |        |        |        |        |
| Hosiery . . . Value   | —        | —       | —       | —       | —       | 12,305 | 12,425 | 9,060  | 8,575  | 2,075  |

KENYA COLONY  
TANGANYIKA TERRITORY

( 518 )

No. 13—continued

KENYA COLONY—concluded  
EXPORTS THERETO—concluded

FOREIGN MERCHANDISE—continued

| ARTICLES  | QUANTITY       |                |                |                |                | VALUE            |                  |                  |                  |                  |
|---|----------------|----------------|----------------|----------------|----------------|------------------|------------------|------------------|------------------|------------------|
|   | 1931-32        | 1932-33        | 1933-34        | 1934-35        | 1935-36        | 1931-32          | 1932-33          | 1933-34          | 1934-35          | 1935-36          |
| <b>TEXTILES—contd.</b>  |                |                |                |                |                | £                | £                | £                | £                | £                |
| <b>Cotton—contd.</b>  |                |                |                |                |                |                  |                  |                  |                  |                  |
| <b>Piece-goods—</b>   |                |                |                |                |                |                  |                  |                  |                  |                  |
| Grey (unbleached) .Yards  | 290,945        | 155,100        | 59,508         | 29,291         | 60,200         | 69,771           | 35,085           | 15,927           | 11,325           | 20,975           |
| White (bleached) . "  | 119,975        | 23,193         | 193,067        | 147,468        | 42,705         | 32,715           | 8,900            | 20,585           | 44,844           | 15,550           |
| Coloured, printed, or dyed                                      | 222,458        | 80,405         | 580,501        | 382,833        | 92,477         | 64,285           | 25,504           | 1,22,086         | 86,630           | 20,795           |
| Fabrics of all descriptions . "                                 | ..             | 100            | ..             | ..             | ..             | ..               | 25               | ..               | ..               | ..               |
| <b>Total Piece-goods . "</b>                                    | <b>633,379</b> | <b>258,798</b> | <b>773,071</b> | <b>559,592</b> | <b>204,382</b> | <b>1,66,771</b>  | <b>72,464</b>    | <b>1,67,548</b>  | <b>1,42,799</b>  | <b>57,320</b>    |
| Other sorts of manufactures . Value                             | —              | —              | —              | —              | —              | 3,221            | 2,444            | 2,577            | 4,500            | 5,430            |
| <b>Total Cotton manufactures (including twist and yarn) . "</b> | <b>—</b>       | <b>—</b>       | <b>—</b>       | <b>—</b>       | <b>—</b>       | <b>1,62,207</b>  | <b>87,333</b>    | <b>1,79,285</b>  | <b>1,50,874</b>  | <b>65,425</b>    |
| Haberdastry and millinery . "                                   | —              | —              | —              | —              | —              | 30,284           | 26,562           | 33,302           | 33,763           | 46,332           |
| <b>Silk—</b>  |                |                |                |                |                |                  |                  |                  |                  |                  |
| Manufactures . "  | —              | —              | —              | —              | —              | 10,025           | 1,05,126         | 1,24,240         | 3,15,127         | 1,77,240         |
| <b>Wool—</b>  |                |                |                |                |                |                  |                  |                  |                  |                  |
| Manufactures . "  | —              | —              | —              | —              | —              | 15,106           | 12,369           | 19,273           | 66,079           | 20,037           |
| <b>Other Textiles—</b>  |                |                |                |                |                |                  |                  |                  |                  |                  |
| Manufactures . "  | —              | —              | —              | —              | —              | 55,350           | 1,31,435         | 3,67,260         | 3,54,175         | 2,41,430         |
| <b>VEHICLES excluding LOCOMOTIVES, ETC., FOR RAILWAYS—</b>      |                |                |                |                |                |                  |                  |                  |                  |                  |
| Postal Articles . "   | —              | —              | —              | —              | —              | 16,292           | 37,324           | 29,895           | 31,757           | 50,687           |
| <b>ALL OTHER ARTICLES OF MERCHANDISE . "</b>                    | <b>—</b>       | <b>—</b>       | <b>—</b>       | <b>—</b>       | <b>—</b>       | <b>1,04,583</b>  | <b>81,758</b>    | <b>58,896</b>    | <b>68,135</b>    | <b>53,093</b>    |
| <b>GRAND TOTAL . "</b>  | <b>—</b>       | <b>—</b>       | <b>—</b>       | <b>—</b>       | <b>—</b>       | <b>6,80,086</b>  | <b>6,39,902</b>  | <b>10,08,765</b> | <b>11,79,313</b> | <b>8,25,984</b>  |
| <b>GRAND TOTAL OF INDIAN AND FOREIGN MERCHANDISE . "</b>        | <b>—</b>       | <b>—</b>       | <b>—</b>       | <b>—</b>       | <b>—</b>       | <b>52,09,985</b> | <b>48,14,813</b> | <b>47,14,964</b> | <b>47,23,013</b> | <b>51,89,360</b> |

TANGANYIKA TERRITORY  
IMPORTS THEREFROM

| ARTICLES  | QUANTITY     |               |               |               |               | VALUE           |                  |                  |                  |                  |
|---|--------------|---------------|---------------|---------------|---------------|-----------------|------------------|------------------|------------------|------------------|
|   | 1931-32      | 1932-33       | 1933-34       | 1934-35       | 1935-36       | 1931-32         | 1932-33          | 1933-34          | 1934-35          | 1935-36          |
| <b>GUMS AND RESINES—</b>                        |              |               |               |               |               | £               | £                | £                | £                | £                |
| Arabic . . . Cwts.                              | ..           | 31            | ..            | 2,788         | 12,853        | ..              | 651              | 4.               | 92,005           | 2,43,830         |
| Others . . . "                                  | 7,167        | 13,675        | 14,083        | 14,056        | 8             | 94,782          | 2,22,351         | 1,30,601         | 1,96,111         | 165              |
| <b>TOTAL GUMS AND RESINS . Cwts.</b>            | <b>7,167</b> | <b>13,706</b> | <b>14,083</b> | <b>16,844</b> | <b>12,861</b> | <b>94,782</b>   | <b>2,23,002</b>  | <b>1,30,601</b>  | <b>2,58,116</b>  | <b>2,43,895</b>  |
| <b>HIDES AND SKINS, RAW</b> { Tons }<br>{ No. } | ..           | 1             | 15            | 20            | 13            | ..              | 1,055            | 12,856           | 13,240           | 15,230           |
| <b>IVORY—</b>                                   |              |               |               |               |               |                 |                  |                  |                  |                  |
| Unmanufactured . . Lbs.                         | 3,514        | 7,332         | 3,213         | 21,238        | 25,875        | 15,536          | 51,955           | 10,549           | 86,760           | 1,08,818         |
| <b>TEXTILES—</b>                                |              |               |               |               |               |                 |                  |                  |                  |                  |
| Cotton—   |              |               |               |               |               |                 |                  |                  |                  |                  |
| Raw . . . "                                     | 569          | 943           | 3,569         | 2,427         | 4,630         | 4,61,330        | 8,18,978         | 23,01,611        | 22,12,701        | 39,75,801        |
| <b>POSTAL ARTICLES NOT RECEIVED . Value</b>     | —            | —             | —             | —             | —             | 6,844           | 6,272            | 4,702            | 4,334            | 4,302            |
| <b>ALL OTHER ARTICLES OF MERCHANDISE . "</b>    | <b>—</b>     | <b>—</b>      | <b>—</b>      | <b>—</b>      | <b>—</b>      | <b>25,550</b>   | <b>32,533</b>    | <b>16,553</b>    | <b>45,566</b>    | <b>13,467</b>    |
| <b>GRAND TOTAL . "</b>                          | <b>—</b>     | <b>—</b>      | <b>—</b>      | <b>—</b>      | <b>—</b>      | <b>6,04,092</b> | <b>11,23,741</b> | <b>24,76,877</b> | <b>26,20,767</b> | <b>48,61,613</b> |

No. 13—*continued*  
TANGANYIKA TERRITORY—*continued*  
EXPORTS THERETO

INDIAN MERCHANDISE

| ARTICLES   | QUANTITY |         |         |         |         | VALUE    |          |          |          |          |
|--|----------|---------|---------|---------|---------|----------|----------|----------|----------|----------|
|  | 1931-32  | 1932-33 | 1933-34 | 1934-35 | 1935-36 | 1931-32  | 1932-33  | 1933-34  | 1934-35  | 1935-36  |
| BOOKS, PRINTED AND PRINTED MATTERS . . . . . Cwts.   | 52       | 48      | 64      | 49      | 86      | 8,488    | 6,248    | 8,727    | 7,795    | 13,690   |
| BOOTS AND SHOES . . . . . Pairs  | 11,698   | 10,885  | 16,180  | 10,456  | 8,660   | 16,105   | 14,025   | 16,180   | 10,850   | 7,975    |
| DYEING AND TANNING SUBSTANCES . . . . . Cwts.  | 859      | 459     | 435     | 453     | 558     | 10,949   | 10,617   | 8,819    | 7,670    | 7,957    |
| FRUITS AND VEGETABLES . . . . . Value  | —        | —       | —       | —       | —       | 13,393   | 13,408   | 8,339    | 7,324    | 13,000   |
| <b>GRAIN, PULSE AND FLOUR—</b>   |          |         |         |         |         |          |          |          |          |          |
| Pulse . . . . . Tons   | 146      | 96      | 106     | 126     | 155     | 37,233   | 22,270   | 22,134   | 24,102   | 26,678   |
| Rice not in the husk . . . . . "   | 249      | 156     | 161     | 180     | 199     | 49,300   | 32,883   | 33,861   | 38,329   | 39,359   |
| Wheat . . . . . "  | 228      | 244     | 250     | 271     | 313     | 54,305   | 56,098   | 50,245   | 49,144   | 52,894   |
| Wheat flour . . . . . "  | 180      | 87      | 88      | 94      | 82      | 31,333   | 18,393   | 15,619   | 14,740   | 12,743   |
| Other sorts . . . . . "  | 37       | 34      | 34      | 37      | 55      | 9,276    | 6,903    | 6,938    | 6,505    | 8,312    |
| Total Grain, Pulse and Flour . . . . . "   | 840      | 617     | 659     | 708     | 804     | 1,32,002 | 1,37,002 | 1,28,797 | 1,33,320 | 1,38,681 |
| <b>INSTRUMENTS, APPARATUS, AND APPLIANCES AND PARTS THEREOF . . . . . "</b>                          |          |         |         |         |         |          |          |          |          |          |
|  | —        | —       | —       | —       | —       | 6,105    | 6,923    | 4,433    | 7,631    | 22,106   |
| <b>LEATHER—</b>  |          |         |         |         |         |          |          |          |          |          |
| Hides and Skins, tanned or dressed . . . . . (Tons or No.)   | 4        | 4       | 3       | 6       | 7       | 8,610    | 7,650    | 9,740    | 13,348   | 14,175   |
| Other sorts . . . . . Value  | —        | —       | —       | —       | —       | 8,015    | 6,700    | 5,750    | 8,550    | 17,130   |
| Total Leather . . . . . "  | —        | —       | —       | —       | —       | 16,625   | 14,350   | 15,490   | 21,898   | 31,295   |
| <b>METALS AND ORES . . . . . Tons</b>  |          |         |         |         |         |          |          |          |          |          |
|  | 10       | 10      | 9       | 14      | 16      | 13,752   | 5,838    | 6,083    | 10,312   | 10,630   |
| <b>PROVISIONS AND OILMAN'S STORES (including FISH AND FRUITS AND VEGETABLES, CANNED OR BOTTLED)—</b> |          |         |         |         |         |          |          |          |          |          |
| Butter . . . . . Cwts.   | 540      | 388     | 457     | 393     | 525     | 68,325   | 39,761   | 43,320   | 36,305   | 49,793   |
| Other sorts of provisions Value  | —        | —       | —       | —       | —       | 19,342   | 14,079   | 8,333    | 12,692   | 5,412    |
| Total Provisions and Oilman's stores . . . . . "   | —        | —       | —       | —       | —       | 88,167   | 53,840   | 52,203   | 49,707   | 55,205   |
| <b>SEED—</b>   |          |         |         |         |         |          |          |          |          |          |
| Essential . . . . . Tons   | 22       | 26      | 21      | 22      | 23      | 16,807   | 13,285   | 12,358   | 14,486   | 12,507   |
| Non-essential—   |          |         |         |         |         |          |          |          |          |          |
| Tea . . . . . "  | 3        | 4       | ..      | ..      | 6       | 11,453   | 12,403   | ..       | ..       | 33,250   |
| Other seeds . . . . . "  | 3        | 1       | 2       | 1       | 3       | 1,500    | 1,810    | 861      | 707      | 907      |
| TOTAL SEEDS . . . . . "  | 28       | 31      | 23      | 23      | 32      | 29,760   | 27,498   | 13,219   | 15,193   | 51,764   |
| <b>SPICES . . . . . Cwts</b>   |          |         |         |         |         |          |          |          |          |          |
|  | 407      | 426     | 335     | 323     | 337     | 19,800   | 15,705   | 11,443   | 13,092   | 12,155   |



No. 13—*continued*  
TANGANYIKA TERRITORY—*continued*  
EXPORTS THERE TO—*continued*

INDIAN MERCHANDISE—*continued*

| ARTICLES   | QUANTITY   |           |           |           |           | VALUE     |           |           |           |           |
|--|------------|-----------|-----------|-----------|-----------|-----------|-----------|-----------|-----------|-----------|
|  | 1931-32    | 1932-33   | 1933-34   | 1934-35   | 1935-36   | 1931-32   | 1932-33   | 1933-34   | 1934-35   | 1935-36   |
|  |            |           |           |           |           | ₹         | ₹         | ₹         | ₹         | ₹         |
| <b>TEXTILES—</b>   |            |           |           |           |           |           |           |           |           |           |
| <b>Cotton—</b>   |            |           |           |           |           |           |           |           |           |           |
| Twist and Yarn . lbs.  | 15,763     | 20,012    | 21,200    | 22,248    | 23,170    | 13,055    | 14,163    | 15,600    | 14,200    | 13,330    |
| <b>Manufactures—</b>   |            |           |           |           |           |           |           |           |           |           |
| <b>Piecegoods—</b>   |            |           |           |           |           |           |           |           |           |           |
| <b>Grey—</b>   |            |           |           |           |           |           |           |           |           |           |
| Dhatis add chadars Yards                                       | 535,233    | 401,143   | 473,075   | 413,200   | 460,450   | 1,72,014  | 1,37,662  | 1,58,740  | 1,23,950  | 1,40,385  |
| Others . . . . "   | 1,541,830  | 204,000   | 22,295    | 43,200    | 60,035    | 5,16,650  | 67,525    | 8,480     | 8,480     | 16,040    |
| Total Grey (unbleached) . . . . "                              | 2,077,063  | 605,143   | 500,370   | 456,400   | 520,485   | 6,88,664  | 2,05,187  | 1,67,220  | 1,32,430  | 1,57,325  |
| White (bleached) . . . . "                                     | 2,088      | 63,631    | 3,500     | ..        | 4,080     | 690       | 19,640    | 950       | ..        | 1,500     |
| Coloured, printed or dyed . . . . "                            | 3,613,963  | 5,056,124 | 2,325,720 | 1,339,980 | 1,304,588 | 15,17,113 | 8,51,701  | 3,38,067  | 2,21,133  | 2,10,067  |
| Total Piecegoods . . . . "                                     | 10,699,143 | 5,724,853 | 2,329,590 | 1,381,380 | 1,318,163 | 22,07,372 | 10,76,523 | 5,50,237  | 3,53,563  | 3,74,952  |
| Other sorts of manufactures . . . . Value                      | —          | —         | —         | —         | —         | 37,545    | 3,100     | 11,357    | 6,059     | 3,430     |
| Total Cotton manufactures (including twist and yarn) . . . . " | —          | —         | —         | —         | —         | 22,57,972 | 10,98,791 | 5,83,094  | 3,78,827  | 4,01,762  |
| <b>Jute—</b>   |            |           |           |           |           |           |           |           |           |           |
| <b>Manufactures—</b>   |            |           |           |           |           |           |           |           |           |           |
| Gunny bags . . . . No.   | 337,400    | 430,900   | 781,400   | 1,030,000 | 1,246,600 | 34,333    | 95,324    | 1,61,737  | 2,29,636  | 2,73,010  |
| cloth . . . . Yards  | 161,000    | 115,000   | 311,000   | 417,000   | 534,000   | 13,595    | 11,012    | 40,859    | 40,521    | 59,555    |
| POSTAL ARTICLES . . . . "                                      | —          | —         | —         | —         | —         | 71,974    | 30,637    | 53,505    | 52,023    | 53,080    |
| ALL OTHER ARTICLES OF MERCHANDISE . . . . "                    | —          | —         | —         | —         | —         | 59,413    | 46,342    | 53,930    | 61,033    | 69,607    |
| <b>GRAND TOTAL . . . . "</b>                                   | —          | —         | —         | —         | —         | 28,90,336 | 16,08,973 | 11,71,370 | 10,51,117 | 12,25,330 |

## FOREIGN MERCHANDISE

| ARTICLES  | QUANTITY |         |         |         |         | VALUE   |         |         |         |         |
|---|----------|---------|---------|---------|---------|---------|---------|---------|---------|---------|
|   | 1931-32  | 1932-33 | 1933-34 | 1934-35 | 1935-36 | 1931-32 | 1932-33 | 1933-34 | 1934-35 | 1935-36 |
|   |          |         |         |         |         | ₹       | ₹       | ₹       | ₹       | ₹       |
| <b>CUTLERY . . . . Value</b>  | —        | —       | —       | —       | —       | 20,425  | 3,075   | 1,110   | 4,200   | 6,200   |
| <b>FRUITS AND VEGETABLES—</b>   |          |         |         |         |         |         |         |         |         |         |
| Fruits and vegetables, dried, salted, or preserved . . . . Tons           | 14       | 14      | 10      | 13      | 15      | 16,510  | 17,027  | 12,025  | 16,633  | 15,071  |
| <b>HARDWARE (excluding CUTLERY AND ELECTRO-PLATED WARE) . . . . Value</b> | —        | —       | —       | —       | —       | 10,209  | 4,791   | 7,101   | 4,410   | 3,454   |
| <b>SPICES . . . . Cwts.</b>   | 30       | 16      | 156     | 17      | 595     | 1,475   | 390     | 3,415   | 461     | 12,113  |
| <b>SUGAR . . . . Tons</b>   | 72       | ..      | ..      | ..      | ..      | 17,514  | 66      | ..      | ..      | ..      |
| <b>TEXTILES—</b>  |          |         |         |         |         |         |         |         |         |         |
| <b>Cotton—</b>  |          |         |         |         |         |         |         |         |         |         |
| <b>Manufactures—</b>  |          |         |         |         |         |         |         |         |         |         |
| <b>Piecegoods—</b>  |          |         |         |         |         |         |         |         |         |         |
| Grey (unbleached) . Yards   | 55,300   | 55,700  | 80,800  | 144,524 | 34,120  | 17,135  | 15,775  | 23,135  | 47,595  | 13,530  |
| White (bleached) . . . . "  | 40,031   | 9,536   | ..      | 3,472   | 52,034  | 3,150   | 1,350   | ..      | 1,075   | 11,695  |
| Coloured, printed, or dyed . . . . "                                      | 137,333  | 133,200 | 92,504  | 40,933  | 60,631  | 47,867  | 33,575  | 15,202  | 10,674  | 14,205  |
| Total Piecegoods . . . . "  | 232,664  | 198,436 | 173,304 | 197,929 | 146,785 | 71,152  | 40,700  | 38,337  | 59,344  | 39,430  |

No. 13—continued  
TANGANYIKA TERRITORY—concluded  
EXPORTS THERE TO—concluded

## FOREIGN MERCHANDISE—continued

| ARTICLES   | QUANTITY |         |         |         |         | VALUE     |           |           |           |           |
|--|----------|---------|---------|---------|---------|-----------|-----------|-----------|-----------|-----------|
|  | 1931-32  | 1932-33 | 1933-34 | 1934-35 | 1935-36 | 1931-32   | 1932-33   | 1933-34   | 1934-35   | 1935-36   |
| TEXTILES—continued   |          |         |         |         |         | R         | R         | R         | R         | R         |
| Cotton—continued   |          |         |         |         |         |           |           |           |           |           |
| Manufactures—continued                                       |          |         |         |         |         |           |           |           |           |           |
| Other sorts of manufactures . . . Value                      | —        | —       | —       | —       | —       | 5,750     | 4,120     | 3,300     | 200       | 222       |
| Total Cotton manufactures (including twist and yarn) . . . " | —        | —       | —       | —       | —       | 76,902    | 44,820    | 41,727    | 59,544    | 39,652    |
| Haberdashery and millinery . . . "                           | —        | —       | —       | —       | —       | 38,266    | 35,250    | 32,480    | 30,625    | 37,708    |
| Silk—  |          |         |         |         |         |           |           |           |           |           |
| Manufacture—   |          |         |         |         |         |           |           |           |           |           |
| Goods of silk mixed with other materials . . . Yds.          | —        | 1,000   | —       | 8,112   | 15,031  | —         | 600       | —         | 4,725     | 15,260    |
| Piecegoods . . . . . "                                       | 60       | 5,050   | 27,800  | 39,350  | 24,727  | 300       | 2,850     | 13,120    | 52,375    | 17,350    |
| Other textiles—  |          |         |         |         |         |           |           |           |           |           |
| Manufactures . . . . . "                                     | —        | —       | —       | —       | —       | 3,465     | 21,705    | 14,955    | 26,100    | 69,375    |
| VEHICLES, including LOCOMOTIVES FOR RAILWAYS, ETC. . . . . " | —        | —       | —       | —       | —       | 6,615     | 3,268     | 1,800     | 6,475     | 59,140    |
| POSTAL ARTICLES . . . . . "                                  | —        | —       | —       | —       | —       | 19,910    | 10,109    | 6,739     | 8,065     | 5,623     |
| ALL OTHER ARTICLES OF MERCHANDISE . . . . . "                | —        | —       | —       | —       | —       | 43,515    | 42,111    | 27,607    | 38,135    | 28,287    |
| GRAND TOTAL . . . . . "                                      | —        | —       | —       | —       | —       | 2,53,106  | 1,87,162  | 1,62,079  | 2,58,604  | 3,08,238  |
| GRAND TOTAL OF INDIAN AND FOREIGN MERCHANDISE . . . . . "    | —        | —       | —       | —       | —       | 31,54,942 | 17,06,135 | 13,33,949 | 13,04,811 | 15,34,118 |

UGANDA PROTECTORATE  
IMPORTS THEREFROM

| ARTICLES                                      | QUANTITY |         |         |         |         | VALUE   |         |         |         |         |
|---|----------|---------|---------|---------|---------|---------|---------|---------|---------|---------|
|   | 1931-32  | 1932-33 | 1933-34 | 1934-35 | 1935-36 | 1931-32 | 1932-33 | 1933-34 | 1934-35 | 1935-36 |
| TEXTILES—                                     |          |         |         |         |         | R       | R       | R       | R       | R       |
| Cotton—                                       |          |         |         |         |         |         |         |         |         |         |
| Raw . . . . . Tons                            | —        | —       | 27      | 27      | 54      | —       | —       | 26,250  | 30,000  | 51,800  |
| POSTAL ARTICLES NOT SPECIFIED . . . . . Value | —        | —       | —       | —       | —       | —       | 1,353   | —       | 418     | —       |
| ALL OTHER ARTICLES OF MERCHANDISE . . . . . " | —        | —       | —       | —       | —       | 155     | 864     | 7,650   | 1       | 1,288   |
| GRAND TOTAL . . . . . "                       | —        | —       | —       | —       | —       | 155     | 1,717   | 33,900  | 30,419  | 53,088  |

## EXPORTS THERETO

## INDIAN MERCHANDISE

| ARTICLES                                      | QUANTITY |         |         |         |         | VALUE    |         |         |          |          |
|---|----------|---------|---------|---------|---------|----------|---------|---------|----------|----------|
|   | 1931-32  | 1932-33 | 1933-34 | 1934-35 | 1935-36 | 1931-32  | 1932-33 | 1933-34 | 1934-35  | 1935-36  |
| POSTAL ARTICLES . . . Value                   | —        | —       | —       | —       | —       | R        | R       | R       | R        | R        |
| ALL OTHER ARTICLES OF MERCHANDISE . . . . . " | —        | —       | —       | —       | —       | 1,22,241 | 79,838  | 92,576  | 1,31,979 | 1,23,057 |
| GRAND TOTAL . . . . . "                       | —        | —       | —       | —       | —       | 1,24,111 | 79,838  | 92,576  | 1,31,979 | 1,23,057 |

## FOREIGN MERCHANDISE

| ARTICLES  | QUANTITY |         |         |         |         | VALUE    |          |          |          |          |
|---|----------|---------|---------|---------|---------|----------|----------|----------|----------|----------|
|   | 1931-32  | 1932-33 | 1933-34 | 1934-35 | 1935-36 | 1931-32  | 1932-33  | 1933-34  | 1934-35  | 1935-36  |
| POSTAL ARTICLES . . . Value                               | —        | —       | —       | —       | —       | R        | R        | R        | R        | R        |
| ALL OTHER ARTICLES OF MERCHANDISE . . . . . "             | —        | —       | —       | —       | —       | 42,511   | 21,976   | 11,781   | 38,110   | 16,784   |
| GRAND TOTAL . . . . . "                                   | —        | —       | —       | —       | —       | 42,511   | 21,976   | 11,781   | 38,125   | 16,836   |
| GRAND TOTAL OF INDIAN AND FOREIGN MERCHANDISE . . . . . " | —        | —       | —       | —       | —       | 1,66,972 | 1,01,829 | 1,04,369 | 1,70,104 | 1,39,893 |

No. 13—continued  
NYASALAND PROTECTORATE  
IMPORTS THEREFROM

| ARTICLES                                  | QUANTITY |         |         |         |         | VALUE   |         |         |         |         |
|---|----------|---------|---------|---------|---------|---------|---------|---------|---------|---------|
|   | 1931-32  | 1932-33 | 1933-34 | 1934-35 | 1935-36 | 1931-32 | 1932-33 | 1933-34 | 1934-35 | 1935-36 |
| POSTAL ARTICLES NOT SPECIFIED . . . Value | —        | —       | —       | —       | —       | £       | £       | £       | £       | £       |
| ALL OTHER ARTICLES OF MERCHANDISE . . . " | —        | —       | —       | —       | —       | ..      | 54      | 181     | 242     | 270     |
| GRAND TOTAL . . . "                       | —        | —       | —       | —       | —       | ..      | 709     | 181     | 1,613   | 270     |

EXPORTS THERETO

INDIAN MERCHANDISE

| ARTICLES                                  | QUANTITY |         |         |         |         | VALUE   |         |         |         |         |
|---|----------|---------|---------|---------|---------|---------|---------|---------|---------|---------|
|   | 1931-32  | 1932-33 | 1933-34 | 1934-35 | 1935-36 | 1931-32 | 1932-33 | 1933-34 | 1934-35 | 1935-36 |
| POSTAL ARTICLES NOT SPECIFIED . . . Value | —        | —       | —       | —       | —       | £       | £       | £       | £       | £       |
| ALL OTHER ARTICLES OF MERCHANDISE . . . " | —        | —       | —       | —       | —       | 3,825   | 4,075   | ..      | 421     | 5,751   |
| GRAND TOTAL . . . "                       | —        | —       | —       | —       | —       | 3,825   | 4,075   | ..      | 421     | 5,751   |

FOREIGN MERCHANDISE

Nil.

ITALIAN EAST AFRICA (SOMALILAND AND ERITREA)

IMPORTS THEREFROM

| ARTICLES   | QUANTITY |         |         |         |         | VALUE     |           |          |          |         |
|--|----------|---------|---------|---------|---------|-----------|-----------|----------|----------|---------|
|  | 1931-32  | 1932-33 | 1933-34 | 1934-35 | 1935-36 | 1931-32   | 1932-33   | 1933-34  | 1934-35  | 1935-36 |
| GUMS AND RESINS . . . Cwts.  | 510      | 821     | 277     | ..      | ..      | £         | £         | £        | £        | £       |
|  |          |         |         |         |         | 0,860     | 16,120    | 5,742    | ..       | ..      |
| SALT . . . . . Tons  | 67,106   | 108,443 | 12,067  | 8,300   | ..      | £         | £         | £        | £        | £       |
|  |          |         |         |         |         | 9,78,362  | 14,18,587 | 1,82,446 | 1,22,123 | ..      |
| SHELLS AND CONCHES—<br>Shells (chanks, saukhli,<br>large ornamental shells<br>cowras, mother of pearl<br>shells and oyster shells) Cwts. | 339      | 50      | 23      | 50      | 276     | £         | £         | £        | £        | £       |
|  |          |         |         |         |         | 10,670    | 4,204     | 1,485    | 2,095    | 6,580   |
| Tortoise-shell (including<br>sakhia or nakh) . . . Lbs.  | 7,600    | 17,628  | 6,337   | 8,125   | 1,337   | £         | £         | £        | £        | £       |
|  |          |         |         |         |         | 7,778     | 18,101    | 4,581    | 6,725    | 764     |
| ALL OTHER ARTICLES OF<br>MERCHANDISE . . . Value   | —        | —       | —       | —       | —       | £         | £         | £        | £        | £       |
|  |          |         |         |         |         | 9,964     | 5,598     | 3,278    | 363      | 854     |
| GRAND TOTAL . . . "  | —        | —       | —       | —       | —       | 10,16,643 | 14,62,610 | 1,97,532 | 1,32,206 | 8,148   |

No. 13—continued

## ITALIAN EAST AFRICA (SOMALILAND AND ERITREA)—continued

## EXPORTS THERE TO

## INDIAN MERCHANDISE

| ARTICLES   | QUANTITY |         |         |         |         | VALUE     |          |          |           |           |
|--|----------|---------|---------|---------|---------|-----------|----------|----------|-----------|-----------|
|  | 1931-32  | 1932-33 | 1933-34 | 1934-35 | 1935-36 | 1931-32   | 1932-33  | 1933-34  | 1934-35   | 1935-36   |
| <b>GRAIN, PULSE AND FLOUR—</b>   |          |         |         |         |         |           |          |          |           |           |
| Jowar and bajra . . . Tons   | 1,889    | 419     | 80      | 77      | 2,530   | 1,66,846  | 41,454   | 2,158    | 7,471     | 2,50,549  |
| Pulse . . . . . "  | 9        | 27      | 12      | 35      | 98      | 2,437     | 4,843    | 2,489    | 6,080     | 11,088    |
| Rice not in the husk . . . "   | 2,020    | 2,245   | 3,068   | 3,014   | 3,082   | 2,43,474  | 2,54,902 | 2,65,092 | 2,73,638  | 3,21,938  |
| Wheat flour . . . . . "  | 3,157    | 1,245   | 206     | 313     | 763     | 3,04,307  | 1,41,465 | 22,720   | 33,069    | 73,088    |
| Other sorts . . . . . "  | 9        | 6       | 13      | 29      | 1       | 1,031     | 1,186    | 1,617    | 2,335     | 466       |
| Total Grain, Pulse and Flour . . . "                                     | 6,584    | 4,042   | 3,324   | 3,498   | 6,474   | 7,18,145  | 4,43,440 | 2,94,071 | 3,22,568  | 6,62,929  |
| <b>OILS . . . . . Gals.</b>  |          |         |         |         |         |           |          |          |           |           |
|  | 86       | 204     | 2,270   | 3,264   | 4,310   | 190       | 895      | 7,920    | 6,558     | 10,161    |
| <b>PROVISIONS AND OILMAN'S STORES . . . . . Value</b>                    |          |         |         |         |         |           |          |          |           |           |
|  | —        | —       | —       | —       | —       | 4,533     | 9,002    | 12,833   | 26,371    | 34,243    |
| <b>SEED . . . . . Tons</b>   |          |         |         |         |         |           |          |          |           |           |
|  | 70       | 14      | 61      | 93      | 30      | 28,974    | 5,369    | 17,669   | 27,476    | 17,012    |
| <b>SPICES—</b>   |          |         |         |         |         |           |          |          |           |           |
| Chillies . . . . . Cwts.   | 315      | 323     | 187     | 69      | 643     | 8,524     | 6,693    | 3,470    | 1,999     | 10,230    |
| Ginger . . . . . "   | 953      | 1,344   | 1,663   | 1,412   | 959     | 23,191    | 27,727   | 32,094   | 35,889    | 34,375    |
| Pepper . . . . . "   | 519      | 443     | 266     | 753     | 50      | 23,235    | 13,630   | 9,650    | 27,224    | 1,300     |
| Other sorts . . . . . "  | 11       | 19      | 12      | 36      | 5       | 1,323     | 3,025    | 635      | 2,921     | 375       |
| Total Spices . . . . . "   | 1,798    | 2,139   | 2,338   | 2,270   | 1,657   | 66,173    | 50,075   | 45,899   | 67,933    | 47,330    |
| <b>TEA—</b>  |          |         |         |         |         |           |          |          |           |           |
| Black . . . . . Lbs.   | 370,699  | 353,376 | 320,095 | 514,776 | 702,365 | 1,48,493  | 1,23,977 | 1,57,979 | 3,00,054  | 3,74,596  |
| <b>TEXTILES—</b>   |          |         |         |         |         |           |          |          |           |           |
| <b>Cotton—</b>   |          |         |         |         |         |           |          |          |           |           |
| Twist and yarn . . . . . "   | 59,650   | 32,630  | 47,760  | 53,200  | 63,900  | 41,245    | 19,043   | 25,020   | 33,900    | 43,600    |
| Manufactures—<br>Handkerchiefs and<br>shawls in the piece . . . . . No.  | 34,700   | 2,000   | 3,000   | 21,700  | 2,000   | 7,350     | 300      | 1,600    | 3,950     | 300       |
| <b>Piece goods—</b>  |          |         |         |         |         |           |          |          |           |           |
| Grey (unbleached) Yards  | 7,420    | 37,835  | 45,355  | 16,550  | 12,050  | 1,350     | 3,037    | 12,075   | 4,750     | 3,450     |
| White (bleached) . . . . . "   | 2,006    | 1,600   | 6,200   | 25,450  | 13,125  | 500       | 400      | 1,460    | 5,895     | 4,100     |
| Coloured, printed, or<br>dyed . . . . . "                                | 219,435  | 275,103 | 171,680 | 277,635 | 104,780 | 53,410    | 72,102   | 36,740   | 63,330    | 30,125    |
| Total Piecegoods . . . . . "   | 228,865  | 314,633 | 223,235 | 319,635 | 130,855 | 60,760    | 31,489   | 50,275   | 73,975    | 37,675    |
| Other sorts of manu-<br>factures . . . . . Value                         | —        | —       | —       | —       | —       | 3,350     | 3,372    | 14,950   | 17,227    | 16,090    |
| Total Cotton manufac-<br>tures (including<br>twist and yarn) . . . . . " | —        | —       | —       | —       | —       | 1,13,705  | 1,09,504 | 91,855   | 1,34,052  | 96,565    |
| <b>Hardware and Mill-<br/>nary . . . . . "</b>                           |          |         |         |         |         |           |          |          |           |           |
|  | —        | —       | —       | —       | —       | 6,075     | 14,120   | 9,700    | 7,740     | 2,100     |
| <b>Jute—</b>   |          |         |         |         |         |           |          |          |           |           |
| Manufactures—<br>Gunny bags . . . . . No.                                | 143,300  | 132,000 | 311,400 | 232,700 | 153,000 | 37,273    | 43,129   | 73,655   | 62,047    | 42,414    |
| <b>ALL OTHER ARTICLES OF<br/>MERCHANDISE . . . . . Value</b>             |          |         |         |         |         |           |          |          |           |           |
|  | —        | —       | —       | —       | —       | 40,069    | 57,134   | 55,257   | 75,496    | 91,333    |
| <b>GRAND TOTAL . . . . . "</b>   | —        | —       | —       | —       | —       | 11,62,650 | 8,67,645 | 7,66,397 | 10,29,395 | 13,79,253 |

ITALIAN EAST AFRICA (SOMALILAND AND ERITREA)—concluded

EXPORTS THERETO—continued

| ARTICLES   | QUANTITY |         |         |         |         | VALUE     |          |          |           |           |
|--|----------|---------|---------|---------|---------|-----------|----------|----------|-----------|-----------|
|  | 1931-32  | 1932-33 | 1933-34 | 1934-35 | 1935-36 | 1931-32   | 1932-33  | 1933-34  | 1934-35   | 1935-36   |
|  |          |         |         |         |         | R         | R        | R        | R         | R         |
| MINERALS AND ORES . . . Tons                             | ..       | ..      | ..      | 4       | 4       | ..        | ..       | ..       | 7,528     | 11,722    |
| SPICES . . . . Cwts.                                     | 44       | 105     | 123     | 149     | 529     | 1,255     | 8,863    | 3,872    | 4,529     | 11,318    |
| SUGAR—   |          |         |         |         |         |           |          |          |           |           |
| Sugar 93 Dutch standard and above . . . Tons             | 2        | 39      | 47      | 20      | 149     | 200       | 4,680    | 11,340   | 7,236     | 41,478    |
| VEHICLES excluding LOCOMOTIVES, ETC., FOR RAILWAYS . . . | —        | —       | —       | —       | —       | ..        | ..       | ..       | ..        | 1,94,400  |
| ALL OTHER ARTICLES OF MERCHANDISE . . . . "              | —        | —       | —       | —       | —       | 18,175    | 26,982   | 27,828   | 21,232    | 66,602    |
| GRAND TOTAL . . . . "                                    | —        | —       | —       | —       | —       | 19,650    | 40,425   | 48,040   | 40,525    | 3,25,315  |
| GRAND TOTAL OF INDIAN AND FOREIGN MERCHANDISE . . . . "  | —        | —       | —       | —       | —       | 11,82,280 | 9,03,070 | 8,09,937 | 10,69,020 | 17,04,573 |

SOMALILAND (BRITISH AND FRENCH)  
IMPORTS THEREFROM

| ARTICLES                                    | QUANTITY |         |         |         |         | VALUE   |         |         |         |         |
|---|----------|---------|---------|---------|---------|---------|---------|---------|---------|---------|
|   | 1931-32  | 1932-33 | 1933-34 | 1934-35 | 1935-36 | 1931-32 | 1932-33 | 1933-34 | 1934-35 | 1935-36 |
|   |          |         |         |         |         | R       | R       | R       | R       | R       |
| GUNS AND PRIMERS . . . Cwts.                | 195      | 89      | 880     | 490     | 136     | 5,356   | 3,253   | 8,515   | 11,200  | 2,846   |
| SALT . . . . . Tons                         | ..       | 5,190   | ..      | ..      | ..      | ..      | 78,879  | ..      | ..      | ..      |
| POSTAL ARTICLES NOT SPECIFIED . . . . Value | —        | —       | —       | —       | —       | 892     | 151     | 94      | 8       | 61      |
| ALL OTHER ARTICLES OF MERCHANDISE . . . . " | —        | —       | —       | —       | —       | 6,014   | 807     | 6,039   | 5,470   | 3,182   |
| GRAND TOTAL . . . . "                       | —        | —       | —       | —       | —       | 12,662  | 77,060  | 14,648  | 16,678  | 6,089   |

EXPORTS THERETO

INDIAN MERCHANDISE

| ARTICLES                   | QUANTITY |         |         |         |         | VALUE   |         |         |         |         |
|----------------------------|----------|---------|---------|---------|---------|---------|---------|---------|---------|---------|
|                            | 1931-32  | 1932-33 | 1933-34 | 1934-35 | 1935-36 | 1931-32 | 1932-33 | 1933-34 | 1934-35 | 1935-36 |
|                            |          |         |         |         |         | R       | R       | R       | R       | R       |
| GRAIN, PULSE AND FLOUR—    |          |         |         |         |         |         |         |         |         |         |
| Jowar and Bajra . . . Tons | 450      | 268     | 135     | 58      | 309     | 51,383  | 29,620  | 15,415  | 4,022   | 26,758  |
| Gram . . . . . "           | 245      | 298     | 48      | ..      | 1       | 48,602  | 72,475  | 3,001   | ..      | 74      |

No. 13—continued

## SOMALILAND (BRITISH AND FRENCH)—continued

## EXPORTS THERETO—continued

## INDIAN MERCHANDISE—continued

| ARTICLES  | QUANTITY  |           |           |         |         | VALUE     |           |           |           |          |
|---|-----------|-----------|-----------|---------|---------|-----------|-----------|-----------|-----------|----------|
|   | 1931-32   | 1932-33   | 1933-34   | 1934-35 | 1935-36 | 1931-32   | 1932-33   | 1933-34   | 1934-35   | 1935-36  |
| <b>GRAIN, PULSE AND FLOUR—contd.</b>                                |           |           |           |         |         | ₹         | ₹         | ₹         | ₹         | ₹        |
| Rice not in the husk . . . Tons                                     | 2,953     | 3,701     | 4,461     | 3,214   | 1,720   | 3,42,946  | 3,74,436  | 2,86,517  | 2,14,235  | 1,43,782 |
| Wheat flour . . . . . "   | 472       | 298       | 149       | 41      | 62      | 46,695    | 34,969    | 17,738    | 3,696     | 6,218    |
| Other sorts . . . . . "   | 43        | 333       | 18        | —       | 43      | 4,272     | 2,931     | 1,589     | 60        | 2,360    |
| Total Grain, Pulse and Flour . . . . . "                            | 4,169     | 4,600     | 4,806     | 3,313   | 2,125   | 4,93,848  | 5,14,481  | 3,24,260  | 2,22,912  | 1,79,677 |
| <b>OILS . . . . . Gallons</b>                                       | 5,150     | 4,741     | 3,604     | 6,472   | 4,092   | 12,980    | 11,810    | 8,201     | 11,306    | 5,580    |
| <b>PROVISIONS AND OILMAN'S STORES, ETC. . . . . Value</b>           | —         | —         | —         | —       | —       | 18,325    | 9,765     | 6,385     | 4,518     | 942      |
| <b>TEA—</b>   |           |           |           |         |         |           |           |           |           |          |
| Black . . . . . Lbs.  | 214,089   | 133,712   | 167,902   | 166,331 | 129,445 | 91,072    | 50,008    | 80,760    | 91,274    | 70,251   |
| <b>TEXTILES—</b>  |           |           |           |         |         |           |           |           |           |          |
| <b>Cotton—</b>  |           |           |           |         |         |           |           |           |           |          |
| Twist and yarn . . . . . "  | 1,976,303 | 1,821,750 | 1,516,280 | 973,904 | 290,000 | 12,92,021 | 9,96,660  | 7,63,529  | 5,22,248  | 1,47,987 |
| <b>Manufactures—</b>  |           |           |           |         |         |           |           |           |           |          |
| <b>Piece-goods—</b>   |           |           |           |         |         |           |           |           |           |          |
| Grey (unbleached) . . . Yards                                       | 484,780   | 312,480   | 304,950   | 257,700 | 70,630  | 74,020    | 71,970    | 61,787    | 45,990    | 12,720   |
| White (bleached) . . . . . "  | ..        | 53,350    | 10,300    | 8,700   | 13,600  | ..        | 14,200    | 2,000     | 1,360     | 3,100    |
| Coloured, printed, or dyed . . . . . "                              | 406,105   | 386,275   | 328,440   | 117,530 | 65,610  | 92,890    | 1,14,700  | 70,555    | 29,670    | 16,692   |
| Total Piece-goods . . . . . "                                       | 890,885   | 752,105   | 633,690   | 383,930 | 149,840 | 1,73,910  | 2,00,770  | 1,34,352  | 77,020    | 32,512   |
| Other sorts of manufactures Value                                   | —         | —         | —         | —       | —       | 11,610    | 6,185     | 10,072    | 5,470     | 2,325    |
| Total of Cotton manufactures (including Twist and Yarn) . . . . . " | —         | —         | —         | —       | —       | 14,77,541 | 12,03,615 | 9,07,958  | 6,04,788  | 1,82,774 |
| Haberdashery and Millinery . . . . . "                              | —         | —         | —         | —       | —       | 46,060    | 23,500    | 27,350    | 15,200    | 5,571    |
| <b>Jute manufactures—</b>   |           |           |           |         |         |           |           |           |           |          |
| Gunny bags . . . . . No.  | 210,400   | 393,200   | 333,200   | 268,600 | 194,000 | 49,941    | 93,788    | 67,204    | 55,681    | 35,558   |
| <b>POSTAL ARTICLES . . . . . Value</b>                              | —         | —         | —         | —       | —       | 29,113    | 26,516    | 20,160    | 17,586    | 12,515   |
| <b>ALL OTHER ARTICLES OF MERCHANDISE . . . . . "</b>                | —         | —         | —         | —       | —       | 2,350     | 23,929    | 23,045    | 31,763    | 17,231   |
| <b>GRAND TOTAL . . . . . "</b>                                      | —         | —         | —         | —       | —       | 22,47,361 | 19,62,411 | 14,71,404 | 10,64,869 | 5,10,099 |

## FOREIGN MERCHANDISE

| ARTICLES   | QUANTITY |         |         |         |         | VALUE     |           |           |           |          |
|--|----------|---------|---------|---------|---------|-----------|-----------|-----------|-----------|----------|
|  | 1931-32  | 1932-33 | 1933-34 | 1934-35 | 1935-36 | 1931-32   | 1932-33   | 1933-34   | 1934-35   | 1935-36  |
| <b>TEXTILES—</b>   |          |         |         |         |         |           |           |           |           |          |
| <b>Cotton—</b>   |          |         |         |         |         |           |           |           |           |          |
| Twist and yarn . . . . . Lbs.                                    | 16,800   | 19,800  | 17,900  | 20,000  | 14,000  | 11,775    | 15,740    | 14,055    | 16,300    | 10,770   |
| Hosiery . . . . . Value  | —        | —       | —       | —       | —       | ..        | 130       | 150       | 200       | ..       |
| <b>Manufactures—</b>   |          |         |         |         |         |           |           |           |           |          |
| <b>Piece-goods—</b>  |          |         |         |         |         |           |           |           |           |          |
| Gray (unbleached) . . . Yards                                    | ..       | 40,500  | 45,000  | ..      | 900,000 | ..        | 10,500    | 8,300     | ..        | 1,24,000 |
| White (bleached) . . . . . "                                     | 12,300   | ..      | ..      | ..      | ..      | 2,555     | ..        | ..        | ..        | ..       |
| Coloured, printed or dyed . . . . . "                            | 4,200    | 26,760  | 73,513  | ..      | 12,000  | 1,423     | 3,651     | 11,205    | ..        | 1,800    |
| Total Piece-goods . . . . . "                                    | 16,500   | 67,260  | 118,513 | ..      | 912,000 | 3,980     | 14,151    | 20,005    | ..        | 1,25,800 |
| Total Cotton manufactures (including twist and yarn) Value       | —        | —       | —       | —       | —       | 15,755    | 30,021    | 34,210    | 16,500    | 1,86,370 |
| <b>POSTAL ARTICLES . . . . . "</b>                               | —        | —       | —       | —       | —       | 4,905     | 2,961     | 2,186     | 1,532     | 3,075    |
| <b>ALL OTHER ARTICLES OF MERCHANDISE . . . . . "</b>             | —        | —       | —       | —       | —       | 22,288    | 31,109    | 20,292    | 20,630    | 7,818    |
| <b>GRAND TOTAL . . . . . "</b>                                   | —        | —       | —       | —       | —       | 42,948    | 64,091    | 56,688    | 38,662    | 1,47,233 |
| <b>GRAND TOTAL OF INDIAN AND FOREIGN MERCHANDISE . . . . . "</b> | —        | —       | —       | —       | —       | 22,90,309 | 20,26,502 | 15,28,092 | 10,93,531 | 6,57,362 |

ABYSSINIA  
IMPORTS THEREFROM

| ARTICLES    | QUANTITY |         |         |         |         | VALUE   |         |         |         |         |
|-------------|----------|---------|---------|---------|---------|---------|---------|---------|---------|---------|
|             | 1931-32  | 1932-33 | 1933-34 | 1934-35 | 1935-36 | 1931-32 | 1932-33 | 1933-34 | 1934-35 | 1935-36 |
|             |          |         |         |         |         | £       | £       | £       | £       | £       |
| TOTAL VALUE | —        | —       | —       | —       | —       | ..      | ..      | 16      | 843     | 12      |

EXPORTS THERETO

INDIAN MERCHANDISE

| ARTICLES   | QUANTITY |         |         |         |         | VALUE   |         |         |         |         |
|--|----------|---------|---------|---------|---------|---------|---------|---------|---------|---------|
|  | 1931-32  | 1932-33 | 1933-34 | 1934-35 | 1935-36 | 1931-32 | 1932-33 | 1933-34 | 1934-35 | 1935-36 |
|  |          |         |         |         |         | £       | £       | £       | £       | £       |
| GRAIN, PULSE AND FLOUR—<br>Rice not in the husk . Tons | 330      | ..      | ..      | ..      | ..      | 23,539  | ..      | ..      | ..      | ..      |
| ALL OTHER ARTICLES OF MER-<br>CHANDISE . Value         | —        | —       | —       | —       | —       | 2,692   | 112     | ..      | ..      | 825     |
| GRAND TOTAL  | —        | —       | —       | —       | —       | 26,231  | 112     | ..      | ..      | 825     |

FOREIGN MERCHANDISE

| ARTICLES  | QUANTITY |         |         |         |         | VALUE   |         |         |         |         |
|---|----------|---------|---------|---------|---------|---------|---------|---------|---------|---------|
|   | 1931-32  | 1932-33 | 1933-34 | 1934-35 | 1935-36 | 1931-32 | 1932-33 | 1933-34 | 1934-35 | 1935-36 |
|   |          |         |         |         |         | £       | £       | £       | £       | £       |
| TOTAL VALUE   | —        | —       | —       | —       | —       | ..      | 1,068   | 950     | 2,114   | 36      |
| GRAND TOTAL OF INDIAN<br>AND FOREIGN MERCHAN-<br>DISE . Value | —        | —       | —       | —       | —       | 26,231  | 1,176   | 950     | 2,114   | 861     |

ANGLO-EGYPTIAN SUDAN  
IMPORTS THEREFROM

| ARTICLES                                     | QUANTITY |         |         |         |         | VALUE     |           |          |           |           |
|--|----------|---------|---------|---------|---------|-----------|-----------|----------|-----------|-----------|
|  | 1931-32  | 1932-33 | 1933-34 | 1934-35 | 1935-36 | 1931-32   | 1932-33   | 1933-34  | 1934-35   | 1935-36   |
|  |          |         |         |         |         | £         | £         | £        | £         | £         |
| GUMS AND RESINS—<br>Arabic . Cwts.           | 1,088    | 808     | 874     | 1,425   | 20      | 23,440    | 17,602    | 20,189   | 20,200    | 538       |
| TEXTILES—<br>Cotton, Raw . Tons              | 1,676    | 6,447   | 871     | 3,354   | 4,982   | 16,86,320 | 66,24,750 | 7,19,299 | 29,35,659 | 48,39,378 |
| ALL OTHER ARTICLES OF<br>MERCHANDISE . Value | —        | —       | —       | —       | —       | 5,089     | 1,246     | 2,168    | 2,259     | 478       |
| GRAND TOTAL                                  | —        | —       | —       | —       | —       | 17,14,809 | 66,43,598 | 7,41,606 | 29,97,118 | 48,40,444 |

EXPORTS THERETO

INDIAN MERCHANDISE

| ARTICLES   | QUANTITY |         |         |         |         | VALUE     |          |         |         |          |
|--|----------|---------|---------|---------|---------|-----------|----------|---------|---------|----------|
|  | 1931-32  | 1932-33 | 1933-34 | 1934-35 | 1935-36 | 1931-32   | 1932-33  | 1933-34 | 1934-35 | 1935-36  |
|  |          |         |         |         |         | £         | £        | £       | £       | £        |
| APPAREL (including DRAPERY,<br>UNIFORMS, ACCOUTREMENTS,<br>BUT excluding HOSIERY<br>AND BOOTS AND SHOES) . Value | —        | —       | —       | —       | —       | 5,137     | 6,314    | 14,268  | 15,570  | 27,228   |
| GRAIN, PULSE AND FLOUR—<br>Jowar and Bajra . Tons  | 3,950    | 1,991   | ..      | 7       | 2       | 2,04,322  | 1,36,162 | ..      | 656     | 202      |
| Pulse . . . . .  | 87       | 278     | 255     | 207     | 260     | 17,978    | 29,539   | 20,548  | 24,922  | 26,932   |
| Rice not in the husk . . . . .   | 1,089    | 929     | 266     | 128     | 285     | 1,23,607  | 1,08,370 | 30,141  | 15,976  | 33,233   |
| Wheat Flour . . . . .  | 5,192    | 2,260   | 218     | 210     | 714     | 5,86,852  | 2,44,075 | 29,268  | 30,298  | 95,542   |
| Other sorts . . . . .  | 11       | 2       | 1       | ..      | 4       | 2,053     | 510      | 681     | 277     | 753      |
| Total Grain, Pulse and<br>Flour . . . . .  | 10,329   | 5,455   | 740     | 552     | 1,265   | 10,24,822 | 5,14,156 | 90,698  | 72,129  | 1,58,852 |

No. 13—continued

## ANGLO-EGYPTIAN SUDAN—continued

EXPORTS THERE TO—continued

## INDIAN MERCHANDISE—continued

| ARTICLES   | QUANTITY  |           |           |           |           | VALUE     |           |           |           |           |
|--|-----------|-----------|-----------|-----------|-----------|-----------|-----------|-----------|-----------|-----------|
|  | 1931-32   | 1932-33   | 1933-34   | 1934-35   | 1935-36   | 1931-32   | 1932-33   | 1933-34   | 1934-35   | 1935-36   |
|  |           |           |           |           |           | £         | £         | £         | £         | £         |
| HARDWARE AND CUTLERY (including PLATEDWARE) . Value      | —         | —         | —         | —         | —         | 18,994    | 11,142    | 15,180    | 13,040    | 28,100    |
| <b>OILS—</b>   |           |           |           |           |           |           |           |           |           |           |
| Essential—   |           |           |           |           |           |           |           |           |           |           |
| Sandalwood oil . Gals.                                   | 193       | 312       | 384       | 505       | 531       | 26,470    | 33,629    | 26,370    | 35,538    | 43,700    |
| Palma Rosa oil . "                                       | 3,263     | 4,423     | 4,677     | 5,725     | 7,095     | 1,08,050  | 1,27,550  | 1,18,636  | 1,42,636  | 1,79,900  |
| Other sorts . "  | 1,515     | 1,249     | 1,397     | 1,397     | 1,968     | 25,250    | 23,750    | 23,375    | 25,445    | 33,250    |
| Total Essential oils . "                                 | 4,971     | 5,989     | 6,458     | 7,627     | 9,594     | 1,57,770  | 1,89,929  | 1,68,381  | 2,03,619  | 2,61,850  |
| Other oils . "   | 486       | 275       | 280       | 36        | 84        | 965       | 515       | 615       | 100       | 200       |
| Total of Oils . "  | 5,457     | 6,264     | 6,738     | 7,663     | 9,678     | 1,58,735  | 1,90,444  | 1,69,006  | 2,03,719  | 2,62,050  |
| <b>PROVISIONS AND OILMAN'S STORES—</b>                   |           |           |           |           |           |           |           |           |           |           |
| Butter . Cwts.   | 106       | 97        | 91        | 105       | 104       | 12,278    | 10,429    | 9,049     | 10,898    | 11,045    |
| Other sorts of Provisions . Value                        | —         | —         | —         | —         | —         | 3,832     | 2,720     | 4,934     | 4,229     | 3,205     |
| Total Provisions and Oilman's Stores . "                 | —         | —         | —         | —         | —         | 16,100    | 13,149    | 14,083    | 15,127    | 14,250    |
| <b>SEEDS . Tons</b>                                      | 2         | 6         | 3         | 34        | 9         | 670       | 2,395     | 1,645     | 10,956    | 2,239     |
| <b>SPICES—</b>   |           |           |           |           |           |           |           |           |           |           |
| Cardamoms . Cwts.  | 27        | 96        | 117       | 92        | 137       | 5,115     | 13,739    | 16,725    | 11,000    | 19,000    |
| Ginger . "   | 1,578     | 2,115     | 1,973     | 1,839     | 1,434     | 34,547    | 33,432    | 32,730    | 44,431    | 44,535    |
| Pepper . "   | 180       | 268       | 290       | 332       | ..        | 8,773     | 11,625    | 10,430    | 11,800    | ..        |
| Other sorts . "  | 22        | 16        | 21        | 13        | 16        | 930       | 575       | 1,227     | 650       | 875       |
| Total Spices . "   | 1,807     | 2,495     | 2,406     | 2,325     | 1,587     | 49,370    | 64,421    | 61,192    | 67,931    | 64,100    |
| <b>TEA, BLACK . Lbs.</b>                                 | 454,262   | 92,074    | 385,559   | 489,369   | 171,059   | 2,09,908  | 42,538    | 2,17,731  | 2,85,013  | 91,134    |
| <b>TEXTILES—</b>   |           |           |           |           |           |           |           |           |           |           |
| Cotton—  |           |           |           |           |           |           |           |           |           |           |
| Twist and yarn . "                                       | ..        | ..        | 1,900     | 25,050    | 18,060    | ..        | ..        | 950       | 11,279    | 11,210    |
| Manufactures—  |           |           |           |           |           |           |           |           |           |           |
| Piece-goods—   |           |           |           |           |           |           |           |           |           |           |
| Grey (unbleached) . Yards                                | 234,630   | 114,350   | 144,163   | 169,730   | 101,300   | 44,937    | 26,200    | 26,775    | 29,592    | 29,700    |
| White (bleached) . "                                     | 24,300    | 14,240    | ..        | 6,850     | 3,800     | 4,250     | 2,375     | ..        | 1,975     | 800       |
| Coloured, printed or dyed—                               |           |           |           |           |           |           |           |           |           |           |
| Lungis and Saris . "                                     | 1,165,755 | 1,231,549 | 1,469,192 | 944,350   | 739,000   | 3,08,970  | 3,24,317  | 3,24,655  | 2,20,760  | 1,73,020  |
| Other sorts . "  | 255,343   | 419,775   | 475,595   | 351,445   | 268,965   | 61,415    | 1,00,749  | 92,960    | 68,640    | 67,635    |
| Total Coloured, printed or dyed . "                      | 1,421,098 | 1,701,324 | 1,944,787 | 1,295,795 | 1,007,965 | 3,70,385  | 4,25,066  | 4,17,615  | 2,89,400  | 2,30,665  |
| Total Piece-goods . "                                    | 1,630,023 | 1,829,914 | 2,079,955 | 1,466,375 | 1,112,065 | 4,19,572  | 4,54,141  | 4,44,390  | 3,21,257  | 2,52,165  |
| Other sorts of Manufactures . Value                      | —         | —         | —         | —         | —         | 300       | 2,150     | 7,001     | 3,395     | 13,355    |
| Total Cotton Manufactures (including Twist and Yarn) . " | —         | —         | —         | —         | —         | 4,19,872  | 4,56,291  | 4,52,341  | 3,25,931  | 2,61,620  |
| <b>Jute—</b>   |           |           |           |           |           |           |           |           |           |           |
| Manufactures—  |           |           |           |           |           |           |           |           |           |           |
| Gunny bags . No.   | 1,467,550 | 2,274,109 | 3,144,250 | 3,793,550 | 4,343,100 | 5,13,333  | 7,69,328  | 9,71,675  | 12,09,562 | 13,63,339 |
| Gunny Cloth . Yards                                      | 150,000   | 34,000    | 59,000    | 3,000     | 50,000    | 20,000    | 4,390     | 8,073     | 525       | 3,250     |
| <b>WOOD AND TIMBER . Value</b>                           | —         | —         | —         | —         | —         | 54,037    | 49,351    | 54,145    | 57,410    | 85,405    |
| <b>ALL OTHER ARTICLES OF MERCHANDISE . "</b>             | —         | —         | —         | —         | —         | 43,520    | 16,451    | 18,549    | 21,793    | 26,533    |
| <b>GRAND TOTAL . "</b>                                   | —         | —         | —         | —         | —         | 25,29,553 | 21,40,990 | 20,83,386 | 22,79,711 | 24,14,535 |



ANGLO-EGYPTIAN SUDAN—concluded

EXPORTS THERETO—concluded

FOREIGN MERCHANDISE

| ARTICLES   | QUANTITY |          |          |          |          | VALUE            |                  |                  |                  |                  |
|--|----------|----------|----------|----------|----------|------------------|------------------|------------------|------------------|------------------|
|  | 1931-32  | 1932-33  | 1933-34  | 1934-35  | 1935-36  | 1931-32          | 1932-33          | 1933-34          | 1934-35          | 1935-36          |
|  |          |          |          |          |          | £                | £                | £                | £                | £                |
| GLASS AND GLASSWARE . . . Value                                | —        | —        | —        | —        | —        | ..               | 640              | 5,746            | 12,020           | 1,045            |
| METALS AND ORES . . . TONS                                     | 9        | 7        | 29       | 49       | 51       | 10,712           | 17,102           | 72,837           | 1,13,886         | 1,22,530         |
| OILS . . . . . GALS.   | 275      | 142      | 275      | 386      | 1,026    | 6,905            | 4,780            | 6,720            | 14,400           | 20,910           |
| <b>TEXTILES—</b>   |          |          |          |          |          |                  |                  |                  |                  |                  |
| <b>Cotton—</b>   |          |          |          |          |          |                  |                  |                  |                  |                  |
| <b>Manufactures—</b>   |          |          |          |          |          |                  |                  |                  |                  |                  |
| <b>Piece-goods—</b>  |          |          |          |          |          |                  |                  |                  |                  |                  |
| Grey (unbleached) . Yards                                      | 146,100  | 52,600   | 338,957  | 414,425  | 479,700  | 27,680           | 12,350           | 70,998           | 90,450           | 83,468           |
| White (bleached) . . . . .                                     | ..       | 10,000   | 280,425  | 87,560   | 24,305   | ..               | 1,695            | 66,505           | 14,265           | 5,688            |
| Coloured, printed or dyed . . . . .                            | 36,000   | 116,140  | 266,356  | 122,080  | 50,845   | 18,575           | 21,220           | 58,641           | 20,905           | 9,682            |
| Total Piece-goods . . . . .                                    | 182,100  | 178,740  | 886,368  | 624,065  | 554,850  | 41,155           | 35,475           | 1,90,244         | 1,25,620         | 98,778           |
| Other sorts of manufactures . . . . . Value                    | —        | —        | —        | —        | —        | ..               | 25               | 598              | 2,588            | 1,605            |
| Total Cotton Manufactures (including twist and yarn) . . . . . | —        | —        | —        | —        | —        | 41,155           | 35,500           | 1,90,837         | 1,28,208         | 1,00,463         |
| <b>Silk—</b>   |          |          |          |          |          |                  |                  |                  |                  |                  |
| Goods of Silk mixed with other materials . . . Yards           | ..       | ..       | ..       | 78,442   | 8,308    | ..               | ..               | ..               | 37,755           | 7,048            |
| Silk piece-goods . . . . .                                     | ..       | ..       | 88,110   | 128,020  | 115,421  | ..               | ..               | 50,172           | 71,842           | 81,075           |
| <b>Other Textiles—</b>   |          |          |          |          |          |                  |                  |                  |                  |                  |
| Manufactured . . . . . Value                                   | —        | —        | —        | —        | —        | 83,572           | 22,705           | 4,79,540         | 3,60,104         | 2,06,516         |
| VEHICLES . . . . .   | —        | —        | —        | —        | —        | ..               | 8,700            | 86               | 22,500           | ..               |
| ALL OTHER ARTICLES OF MERCHANDISE . . . . .                    | —        | —        | —        | —        | —        | 15,088           | 21,238           | 80,660           | 50,120           | 17,326           |
| <b>(GRAND TOTAL . . . . .</b>                                  | <b>—</b> | <b>—</b> | <b>—</b> | <b>—</b> | <b>—</b> | <b>1,16,882</b>  | <b>1,05,675</b>  | <b>3,30,568</b>  | <b>3,10,341</b>  | <b>6,60,918</b>  |
| <b>GRAND TOTAL OF INDIAN AND FOREIGN MERCHANDISE . . . . .</b> | <b>—</b> | <b>—</b> | <b>—</b> | <b>—</b> | <b>—</b> | <b>26,45,940</b> | <b>22,46,605</b> | <b>29,20,454</b> | <b>30,90,552</b> | <b>30,61,463</b> |

No. 13—continued

## MAURITIUS AND DEPENDENCIES

## IMPORTS THEREFROM

| ARTICLES   | QUANTITY |         |         |         |         | VALUE   |         |         |         |         |
|--|----------|---------|---------|---------|---------|---------|---------|---------|---------|---------|
|  | 1931-32  | 1932-33 | 1933-34 | 1934-35 | 1935-36 | 1931-32 | 1932-33 | 1933-34 | 1934-35 | 1935-36 |
| INSTRUMENTS, APPARATUS<br>AND APPLIANCES AND<br>PARTS THEREOF— |          |         |         |         |         | R       | R       | R       | R       | R       |
| Photographic . . . Value                                       | —        | —       | —       | —       | —       | ..      | ..      | 4,809   | 36,166  | 21,416  |
| POSTAL ARTICLES NOT<br>SPECIFIED . . . "                       | —        | —       | —       | —       | —       | 29      | 52      | 39      | 141     | 362     |
| ALL OTHER ARTICLES OF<br>MERCHANDISE . . . "                   | —        | —       | —       | —       | —       | 12,698  | 5,382   | 10,202  | 10,743  | 13,608  |
| GRAND TOTAL . . . "  | —        | —       | —       | —       | —       | 12,727  | 5,384   | 14,710  | 47,050  | 35,378  |

## EXPORTS THERETO

## INDIAN MERCHANDISE

| ARTICLES   | QUANTITY |         |         |         |         | VALUE    |          |          |          |          |
|--|----------|---------|---------|---------|---------|----------|----------|----------|----------|----------|
|  | 1931-32  | 1932-33 | 1933-34 | 1934-35 | 1935-36 | 1931-32  | 1932-33  | 1933-34  | 1934-35  | 1935-36  |
| APPAREL (including<br>DRAPEERY, UNIFORMS,<br>ACCOUTREMENTS, BUT ex-<br>cluding HOSIERY AND<br>BOOTS AND SHOES) . . . Value | —        | —       | —       | —       | —       | R        | R        | R        | R        | R        |
| BOOTS AND SHOES . . . Pair   | 1,570    | 1,618   | 2,320   | 28,374  | 23,023  | 18,185   | 11,622   | 22,133   | 14,770   | 3,611    |
| BUILDING AND ENGINEER-<br>ING MATERIALS other than<br>OF IRON, STEEL OR WOOD Value   | —        | —       | —       | —       | —       | ..       | ..       | 4,395    | ..       | ..       |
| CANDLES OF ALL KINDS . . . Lbs.  | 5,468    | 217,105 | 160,938 | 80,524  | 143,512 | 1,588    | 61,037   | 45,264   | 22,691   | 40,368   |
| CHEMICALS AND CHEMICAL<br>PREPARATIONS (exclud-<br>ing CHEMICAL MANURES<br>AND MEDICINES)—                                 |          |         |         |         |         |          |          |          |          |          |
| Potassium compounds—   |          |         |         |         |         |          |          |          |          |          |
| Saltpetre . . . Cwts.  | 45,887   | 48,167  | 88,054  | 70,257  | 71,981  | 4,68,802 | 3,11,407 | 6,79,233 | 5,82,108 | 5,35,865 |
| Other sorts of chemicals Value   | —        | —       | —       | —       | —       | 2,055    | 462      | 792      | 2,705    | 608      |
| Total Chemicals, etc. . . "  | —        | —       | —       | —       | —       | 4,70,357 | 3,11,869 | 6,80,075 | 5,84,813 | 5,36,473 |
| COAL AND COKE . . . Tons   | 1,160    | 2,517   | 922     | 1,013   | 1,001   | 12,980   | 27,987   | 10,142   | 11,143   | 11,011   |
| COIR, MANUFACTURED (ex-<br>cluding ROPE) . . . Cwts.   | 980      | 2,820   | 680     | 972     | 795     | 17,676   | 8,415    | 13,398   | 18,862   | 12,000   |
| CORDAGE AND ROPE OF<br>VEGETABLE FIBRE (ex-<br>cluding JUTE AND<br>COTTON) . . . "   | 279      | 504     | 406     | 447     | 89      | 7,807    | 14,032   | 9,044    | 3,339    | 1,000    |
| DRUGS AND MEDICINES . . . Value  | —        | —       | —       | —       | —       | 3,934    | 3,988    | 17,438   | 4,672    | 2,873    |
| DYEING AND TANNING<br>SUBSTANCES—  |          |         |         |         |         |          |          |          |          |          |
| Turmeric . . . Cwts.   | 1,705    | 2,570   | 1,893   | 2,198   | 2,418   | 36,055   | 41,579   | 23,104   | 31,727   | 32,900   |
| Other sorts . . . "  | 17       | 8       | 1       | 459     | 9       | 1,700    | 90       | 10       | 2,868    | 179      |
| Total Dyeing and Tanning<br>Substances . . . "   | 1,722    | 2,578   | 1,894   | 2,657   | 2,427   | 37,755   | 41,669   | 23,204   | 34,595   | 33,079   |
| FISH (excluding CANNED<br>FISH)—   |          |         |         |         |         |          |          |          |          |          |
| Fish, dry, unsalted . . . "  | 3,934    | 3,322   | 3,715   | 2,097   | 3,851   | 89,086   | 70,382   | 73,972   | 39,360   | 61,024   |
| FODDER, BRAN, AND<br>POLLARDS (excluding<br>oilcake) . . . Tons  | 246      | 354     | 624     | 424     | 204     | 14,845   | 18,737   | 28,944   | 19,043   | 9,701    |
| FRUITS AND VEGETABLES—   |          |         |         |         |         |          |          |          |          |          |
| Fresh Fruits and Vege-<br>tables . . . Value   | —        | —       | —       | —       | —       | 16,580   | 9,080    | 25       | 3,808    | 2,341    |
| Fruits and vegetables:<br>dried, salted, or pre-<br>served, all sorts . . . Tons   | 88       | 71      | 68      | 84      | 85      | 12,106   | 7,342    | 5,243    | 6,345    | 3,288    |
| Total Fruits and Vege-<br>tables . . . Value   | —        | —       | —       | —       | —       | 28,686   | 17,322   | 5,268    | 10,153   | 5,629    |

No. 13—continued  
 MAURITIUS AND DEPENDENCIES—continued  
 EXPORTS THERETO—continued

INDIAN MERCHANDISE—continued

| ARTICLES  | QUANTITY       |                |                |                |                | VALUE            |                  |                  |                  |                  |
|---|----------------|----------------|----------------|----------------|----------------|------------------|------------------|------------------|------------------|------------------|
|   | 1931-32        | 1932-33        | 1933-34        | 1934-35        | 1935-36        | 1931-32          | 1932-33          | 1933-34          | 1934-35          | 1935-36          |
|   |                |                |                |                |                | ₹                | ₹                | ₹                | ₹                | ₹                |
| <b>GRAIN, PULSE AND FLOUR—</b>  |                |                |                |                |                |                  |                  |                  |                  |                  |
| Oats . . . Tons   | ..             | ..             | 112            | 112            | ..             | ..               | ..               | 10,229           | 7,908            | ..               |
| <b>Pulse—</b>   |                |                |                |                |                |                  |                  |                  |                  |                  |
| Gram . . . .  | 437            | 539            | 308            | 273            | 461            | 40,626           | 55,780           | 26,416           | 29,318           | 34,224           |
| Lentils . . . .   | 1,252          | 2,728          | 829            | 1,400          | 1,427          | 2,46,652         | 3,01,844         | 1,27,024         | 2,23,045         | 2,42,118         |
| Pulse, other sorts . . . .  | 3,517          | 3,381          | 3,641          | 5,360          | 3,745          | 4,49,818         | 4,36,058         | 3,38,612         | 5,18,045         | 4,35,028         |
| <b>Total Pulse . . . .</b>  | <b>5,206</b>   | <b>5,698</b>   | <b>4,778</b>   | <b>6,923</b>   | <b>5,633</b>   | <b>7,37,096</b>  | <b>7,98,692</b>  | <b>4,92,052</b>  | <b>7,59,408</b>  | <b>7,11,367</b>  |
| <b>Rice not in the husk—</b>  |                |                |                |                |                |                  |                  |                  |                  |                  |
| Boiled rice . . . Tons  | 50,482         | 51,337         | 52,057         | 61,664         | 54,128         | 33,84,370        | 45,94,290        | 36,32,423        | 45,81,479        | 47,16,174        |
| Cleaned rice . . . .  | 156            | 425            | 333            | 245            | 961            | 16,180           | 35,263           | 19,612           | 19,040           | 64,654           |
| Other sorts . . . .   | 2              | 3              | 2              | 4              | 2              | 660              | 782              | 445              | 865              | 605              |
| <b>Total Rice not in the husk . . . .</b>                                       | <b>50,640</b>  | <b>51,765</b>  | <b>52,392</b>  | <b>61,913</b>  | <b>55,091</b>  | <b>34,01,230</b> | <b>46,30,335</b> | <b>36,52,480</b> | <b>47,01,384</b> | <b>47,81,433</b> |
| Wheat flour . . . .   | 1,277          | 256            | 92             | 101            | 82             | 1,39,916         | 29,996           | 10,611           | 12,432           | 10,089           |
| Other sorts . . . .   | 93             | 191            | 99             | 176            | 168            | 13,269           | 25,923           | 12,324           | 21,637           | 23,266           |
| <b>Total Grain, Pulse and Flour . . . .</b>                                     | <b>57,321</b>  | <b>57,910</b>  | <b>57,473</b>  | <b>62,224</b>  | <b>60,094</b>  | <b>62,91,511</b> | <b>54,79,968</b> | <b>41,77,696</b> | <b>55,02,764</b> | <b>55,30,155</b> |
| <b>INSTRUMENTS, APPARATUS,<br/>AND APPLIANCES AND<br/>PARTS THEREOF . Value</b> |                |                |                |                |                |                  |                  |                  |                  |                  |
|   | —              | —              | —              | —              | —              | 704              | 2,667            | 20,057           | 59,373           | 48,450           |
| <b>MINERALS AND ORES . Tons</b>   | 4              | 3              | 30             | 11             | 3              | 10,612           | 6,835            | 13,765           | 14,325           | 4,215            |
| <b>OILS—</b>  |                |                |                |                |                |                  |                  |                  |                  |                  |
| <b>Vegetable, non-essential—</b>  |                |                |                |                |                |                  |                  |                  |                  |                  |
| Castor . . . Gals.  | 19,969         | 13,365         | 27,339         | 22,131         | 13,135         | 27,157           | 17,598           | 31,395           | 21,364           | 34,129           |
| Groundnut . . . .   | 42,400         | 53,154         | 32,714         | 78,219         | 37,087         | 33,059           | 91,031           | 62,993           | 1,09,366         | 54,939           |
| Mustard or rape . . . .   | 165,234        | 93,240         | 161,696        | 190,101        | 117,176        | 2,60,306         | 1,29,067         | 1,81,054         | 2,06,459         | 1,01,794         |
| Sesamum (til or jinjili) . . . .  | 14,960         | 5,002          | 12,828         | 17,311         | 17,064         | 35,105           | 8,865            | 21,405           | 28,872           | 23,468           |
| Other sorts . . . .   | 1,437          | 680            | 2,169          | 4,962          | ..             | 4,466            | 955              | 3,725            | 7,368            | ..               |
| <b>Total Vegetable, Non-essential . . . .</b>                                   | <b>244,050</b> | <b>165,341</b> | <b>237,746</b> | <b>312,724</b> | <b>180,401</b> | <b>4,15,093</b>  | <b>2,47,056</b>  | <b>3,01,072</b>  | <b>3,73,444</b>  | <b>2,69,321</b>  |
| <b>PROVISIONS AND OIL-<br/>MAN'S STORES—</b>                                    |                |                |                |                |                |                  |                  |                  |                  |                  |
| Ghi . . . . Cwts.   | 1,945          | 546            | 1,735          | 1,763          | 693            | 1,63,309         | 45,301           | 1,05,149         | 1,17,065         | 48,552           |
| Pickles, Chutnies and Con-<br>diments . . . .                                   | ..             | 463            | ..             | ..             | ..             | ..               | 37,170           | ..               | ..               | ..               |
| Other sorts of provisions Value   | —              | —              | —              | —              | —              | 2,987            | 1,463            | 757              | 494              | 520              |
| <b>Total Provisions and Oil-<br/>man's stores . . . .</b>                       | <b>—</b>       | <b>—</b>       | <b>—</b>       | <b>—</b>       | <b>—</b>       | <b>1,66,396</b>  | <b>83,934</b>    | <b>1,05,906</b>  | <b>1,17,559</b>  | <b>49,072</b>    |
| <b>SEEDS—</b>   |                |                |                |                |                |                  |                  |                  |                  |                  |
| <b>Oil-seeds—</b>   |                |                |                |                |                |                  |                  |                  |                  |                  |
| Essential—  |                |                |                |                |                |                  |                  |                  |                  |                  |
| Cardamom . . . Tons   | 90             | 73             | 104            | 156            | 93             | 17,339           | 12,668           | 13,800           | 13,930           | 9,235            |
| Cumin (other than black), . . . .   | 11             | 16             | 16             | 11             | 22             | 3,405            | 9,167            | 9,027            | 7,307            | 12,242           |
| Other sorts . . . .   | 9              | 18             | 12             | 10             | 15             | 4,355            | 4,361            | 3,627            | 3,526            | 3,931            |
| <b>Total Seeds, Essential . . . .</b>   | <b>110</b>     | <b>112</b>     | <b>132</b>     | <b>177</b>     | <b>130</b>     | <b>30,099</b>    | <b>26,191</b>    | <b>26,454</b>    | <b>24,810</b>    | <b>25,408</b>    |
| Non-essential . . . .   | 43             | 52             | 67             | 81             | 92             | 15,796           | 12,414           | 12,804           | 13,426           | 16,316           |
| Other than oil-seeds . . . .  | ..             | 1              | 1              | 1              | 1              | 100              | 225              | 294              | 260              | 372              |
| <b>Total Seeds . . . .</b>  | <b>153</b>     | <b>165</b>     | <b>200</b>     | <b>259</b>     | <b>223</b>     | <b>45,995</b>    | <b>38,830</b>    | <b>39,552</b>    | <b>38,505</b>    | <b>42,094</b>    |
| <b>SPICES—</b>  |                |                |                |                |                |                  |                  |                  |                  |                  |
| Chillies . . . . Cwts.  | 1,991          | 1,187          | 1,493          | 1,415          | 316            | 22,634           | 12,588           | 21,341           | 23,358           | 7,300            |
| Other sorts . . . .   | 26             | 26             | 29             | 66             | 46             | 1,800            | 1,992            | 1,420            | 3,096            | 1,930            |
| <b>Total Spices . . . .</b>   | <b>2,017</b>   | <b>1,213</b>   | <b>1,522</b>   | <b>1,481</b>   | <b>362</b>     | <b>24,434</b>    | <b>14,580</b>    | <b>22,761</b>    | <b>26,454</b>    | <b>9,230</b>     |

No. 13—continued  
 MAURITIUS AND DEPENDENCIES—continued,  
 EXPORTS THERETO—continued

## INDIAN MERCHANDISE—concluded

| ARTICLES   | QUANTITY  |           |           |           |           | VALUE     |           |           |           |           |
|--|-----------|-----------|-----------|-----------|-----------|-----------|-----------|-----------|-----------|-----------|
|  | 1931-32   | 1932-33   | 1933-34   | 1934-35   | 1935-36   | 1931-32   | 1932-33   | 1933-34   | 1934-35   | 1935-36   |
| <b>TEXTILES—</b>                                       |           |           |           |           |           | R         | R         | R         | R         | R         |
| <b>Cotton—</b>   |           |           |           |           |           |           |           |           |           |           |
| Manufactures—  |           |           |           |           |           |           |           |           |           |           |
| Piece-goods—   |           |           |           |           |           |           |           |           |           |           |
| Grey (unbleached) Yards                                | 55,420    | 118,448   | 48,682    | 1,285,555 | 2,368,004 | 11,470    | 28,570    | 9,318     | 2,04,247  | 4,16,142  |
| White (bleached) "                                     | ..        | ..        | ..        | 24,800    | 4,400     | ..        | ..        | ..        | 6,600     | 1,200     |
| Coloured, printed, or dyed "                           | 571,068   | 888,421   | 486,509   | 1,575,071 | 2,667,693 | 2,08,294  | 1,18,541  | 70,509    | 3,86,250  | 6,09,466  |
| Total Piece-goods "                                    | 626,488   | 501,869   | 485,141   | 2,835,426 | 5,028,097 | 2,19,764  | 1,42,111  | 70,827    | 6,07,097  | 10,25,808 |
| Other sorts of manufactures Value                      | —         | —         | —         | —         | —         | 6,825     | 7,875     | 7,905     | 11,788    | 5,406     |
| Total Cotton manufactures (including Twist and Yarn) " | —         | —         | —         | —         | —         | 2,26,589  | 1,49,486  | 87,732    | 6,18,885  | 10,31,214 |
| <b>Jute—</b>   |           |           |           |           |           |           |           |           |           |           |
| Manufactures—  |           |           |           |           |           |           |           |           |           |           |
| Gunny bags No.   | 2,619,188 | 2,514,024 | 3,225,900 | 8,659,400 | 8,378,500 | 7,57,555  | 6,46,690  | 8,06,264  | 9,47,819  | 8,84,728  |
| " cloth Yards  | 89,000    | 62,000    | 49,000    | 20,482    | 57,000    | 8,880     | 10,785    | 5,022     | 2,772     | 7,118     |
| Other sorts Value                                      | —         | —         | —         | —         | —         | 7,751     | 5,024     | 1,182     | 7,728     | 5,100     |
| Total Jute manufactures (including Twist and Yarn) "   | —         | —         | —         | —         | —         | 7,74,186  | 6,62,449  | 8,18,968  | 9,58,319  | 8,97,008  |
| <b>WOOD AND TIMBER—</b>                                |           |           |           |           |           |           |           |           |           |           |
| Teak wood Cable Tons                                   | 693       | 240       | 846       | 871       | 887       | 1,04,827  | 32,956    | 69,023    | 47,080    | 1,01,864  |
| <b>POSTAL ARTICLES</b> "                               | —         | —         | —         | —         | —         | 21,185    | 86,894    | 18,537    | 84,246    | 22,078    |
| <b>ALL OTHER ARTICLES OF MERCHANDISE</b> "             | —         | —         | —         | —         | —         | 55,808    | 45,854    | 45,896    | 51,970    | 56,020    |
| <b>GRAND TOTAL</b> "                                   | —         | —         | —         | —         | —         | 88,46,720 | 74,40,190 | 66,52,520 | 86,75,860 | 87,98,562 |

## FOREIGN MERCHANDISE

| ARTICLES   | QUANTITY |         |         |         |         | VALUE   |         |         |         |         |
|--|----------|---------|---------|---------|---------|---------|---------|---------|---------|---------|
|  | 1931-32  | 1932-33 | 1933-34 | 1934-35 | 1935-36 | 1931-32 | 1932-33 | 1933-34 | 1934-35 | 1935-36 |
| <b>FRUITS AND VEGETABLES</b> Value                     | —        | —       | —       | —       | —       | 11,548  | 15,613  | 8,149   | 16,852  | 13,578  |
| <b>METALS AND ORES</b> Tons                            | 8        | 8       | 9       | 8       | 9       | 17,158  | 7,524   | 22,826  | 20,199  | 20,001  |
| <b>TEXTILES—</b>                                       |          |         |         |         |         |         |         |         |         |         |
| <b>Cotton—</b>   |          |         |         |         |         |         |         |         |         |         |
| Manufactures—  |          |         |         |         |         |         |         |         |         |         |
| Piece-goods—   |          |         |         |         |         |         |         |         |         |         |
| Grey (unbleached) Yards                                | 1,570    | ..      | ..      | ..      | ..      | 700     | ..      | ..      | ..      | ..      |
| White (bleached) "                                     | 2,048    | 10,500  | ..      | 1,015   | ..      | 1,460   | 8,000   | ..      | 661     | ..      |
| Coloured, printed, or dyed "                           | 187,869  | 58,600  | 88,400  | 1,018   | 19,065  | 89,374  | 10,285  | 14,281  | 686     | 6,524   |
| Total Piece-goods "                                    | 191,487  | 64,100  | 88,400  | 2,033   | 19,065  | 41,534  | 13,285  | 14,281  | 1,297   | 6,524   |
| Other sorts of manufactures Value                      | —        | —       | —       | —       | —       | 980     | 605     | 1,170   | ..      | 180     |
| Total Cotton manufactures (including Twist and Yarn) " | —        | —       | —       | —       | —       | 42,514  | 13,890  | 15,451  | 1,297   | 6,704   |

MAURITIUS AND DEPENDENCIES—concluded

EXPORTS THERETO—concluded

FOREIGN MERCHANDISE—continued

| ARTICLES  | QUANTITY |         |         |         |         | VALUE     |           |           |           |           |
|---|----------|---------|---------|---------|---------|-----------|-----------|-----------|-----------|-----------|
|   | 1931-32  | 1932-33 | 1933-34 | 1934-35 | 1935-36 | 1931-32   | 1932-33   | 1933-34   | 1934-35   | 1935-36   |
| TEXTILES—continued                                    |          |         |         |         |         | R         | R         | R         | R         | R         |
| HABERDASHERY AND MILLINERY . . . Value                | —        | —       | —       | —       | —       | 15,850    | 4,100     | 5,085     | 4,550     | 2,860     |
| OTHER TEXTILES—Manufactures . . . "                   | —        | —       | —       | —       | —       | 75,938    | 18,690    | 65,618    | 550       | 2,758     |
| POSTAL ARTICLES . . . "                               | —        | —       | —       | —       | —       | 6,379     | 1,842     | 1,962     | 2,768     | 2,558     |
| AND OTHER ARTICLES OF MERCHANDISE . . . "             | —        | —       | —       | —       | —       | 61,441    | 35,762    | 33,458    | 26,898    | 31,191    |
| GRAND TOTAL . . . "                                   | —        | —       | —       | —       | —       | 2,10,373  | 97,421    | 1,57,644  | 78,594    | 80,188    |
| GRAND TOTAL OF INDIAN AND FOREIGN MERCHANDISE . . . " | —        | —       | —       | —       | —       | 90,57,093 | 75,37,611 | 68,10,164 | 87,48,454 | 88,73,665 |

SEYCHELLES

IMPORTS THEREFROM

| ARTICLES   | QUANTITY |         |         |         |         | VALUE    |          |          |         |          |
|--|----------|---------|---------|---------|---------|----------|----------|----------|---------|----------|
|  | 1931-32  | 1932-33 | 1933-34 | 1934-35 | 1935-36 | 1931-32  | 1932-33  | 1933-34  | 1934-35 | 1935-36  |
| MANURES . . . Tons   | 401      | 1,028   | 252     | ..      | ..      | 8,700    | 41,843   | 8,892    | ..      | ..       |
| SEEDS—Oil seeds—Non-essential—Copra or Coconut kernel. . . " | 751      | 2,740   | 1,104   | 239     | 1,053   | 2,17,631 | 5,87,023 | 2,04,472 | 43,165  | 1,85,014 |
| POSTAL ARTICLES NOT SPECIFIED . . . Value                    | —        | —       | —       | —       | —       | 570      | 443      | 422      | 183     | 73       |
| ALL OTHER ARTICLES OF MERCHANDISE . . . "                    | —        | —       | —       | —       | —       | 7,696    | 7,085    | 17,230   | 4,072   | 2,478    |
| GRAND TOTAL . . . "  | —        | —       | —       | —       | —       | 2,24,657 | 6,35,899 | 2,31,016 | 47,420  | 1,93,565 |

EXPORTS THERETO

INDIAN MERCHANDISE

| ARTICLES  | QUANTITY |         |         |         |         | VALUE    |          |          |          |          |
|---|----------|---------|---------|---------|---------|----------|----------|----------|----------|----------|
|   | 1931-32  | 1932-33 | 1933-34 | 1934-35 | 1935-36 | 1931-32  | 1932-33  | 1933-34  | 1934-35  | 1935-36  |
| GRAIN, PULSE AND FLOUR—Pulse—Lentils . . . Tons | 66       | 83      | 62      | 108     | 79      | 14,913   | 17,376   | 12,219   | 18,984   | 11,931   |
| Other sorts . . . "                             | 8        | 8       | 13      | 4       | 265     | 2,001    | 1,672    | 2,097    | 853      | 35,106   |
| Total Pulse . . . "                             | 74       | 91      | 75      | 107     | 344     | 16,914   | 19,048   | 14,316   | 19,840   | 47,038   |
| Rice not in the husk—Boiled rice . . . "        | 277      | 298     | 295     | 184     | 302     | 36,370   | 31,303   | 24,375   | 19,056   | 30,862   |
| Cleaned Rice . . . "                            | 1,975    | 2,520   | 1,440   | 2,222   | 1,670   | 2,06,092 | 2,43,552 | 1,28,677 | 2,15,619 | 1,77,051 |
| Total Rice, not in the husk . . . "             | 2,252    | 2,818   | 1,735   | 2,406   | 1,972   | 2,44,462 | 2,76,855 | 1,53,052 | 2,34,675 | 2,07,913 |
| Wheat flour . . . "                             | 268      | 241     | 56      | 17      | 15      | 56,122   | 48,645   | 11,569   | 2,653    | 2,541    |
| Other sorts . . . "                             | 4        | 8       | ..      | ..      | ..      | 648      | 640      | 79       | 15       | ..       |
| Total Grain, Pulse and Flour . . . "            | 2,598    | 3,148   | 1,866   | 2,530   | 2,331   | 3,18,136 | 3,45,168 | 1,79,516 | 2,58,183 | 2,67,490 |
| SPICES . . . "                                  | 40       | 29      | 58      | 39      | 40      | 1,795    | 1,220    | 2,000    | 1,315    | 1,105    |

No. 13—continued

## SEYCHELLES—continued

## EXPORTS THERETO—continued

## INDIAN MERCHANDISE—continued

| ARTICLES  | QUANTITY |         |         |         |         | VALUE    |          |          |          |          |
|---|----------|---------|---------|---------|---------|----------|----------|----------|----------|----------|
|   | 1931-32  | 1932-33 | 1933-34 | 1934-35 | 1935-36 | 1931-32  | 1932-33  | 1933-34  | 1934-35  | 1935-36  |
| <b>TEXTILES—</b>  |          |         |         |         |         | R        | R        | R        | R        | R        |
| <b>Cotton—</b>  |          |         |         |         |         |          |          |          |          |          |
| <b>Manufactures—</b>  |          |         |         |         |         |          |          |          |          |          |
| <b>Piecegoods—</b>  |          |         |         |         |         |          |          |          |          |          |
| Grey (unbleached) . Yards   | 27,000   | 32,600  | 37,500  | 35,000  | 36,350  | 8,300    | 8,427    | 10,800   | 17,600   | 7,480    |
| Coloured, printed, or dyed . . . . .                                  | 186,266  | 170,040 | 114,680 | 203,260 | 305,498 | 54,366   | 33,322   | 24,240   | 35,105   | 50,490   |
| Other sorts of manufactures . . . . . Value                           | —        | —       | —       | —       | —       | 250      | 1,750    | 3,300    | 1,480    | 1,355    |
| <b>Total Cotton manufactures (including Twist and Yarn) . . . . .</b> | —        | —       | —       | —       | —       | 58,916   | 43,509   | 37,340   | 54,185   | 59,325   |
| <b>Jute manufactures—</b>   |          |         |         |         |         |          |          |          |          |          |
| Gunny bags . . . . . No.  | 29,600   | 40,650  | 52,500  | 30,700  | 63,000  | 8,459    | 14,580   | 13,278   | 9,305    | 14,798   |
| Others . . . . . Value  | —        | —       | —       | —       | —       | 415      | 135      | 666      | 240      | 180      |
| <b>Total Jute manufactures (including Twist and Yarn) . . . . .</b>   | —        | —       | —       | —       | —       | 8,874    | 14,715   | 13,944   | 9,545    | 14,978   |
| <b>POSTAL ARTICLES . . . . .</b>                                      | —        | —       | —       | —       | —       | 3,431    | 10,269   | 2,522    | 1,052    | 4,357    |
| <b>ALL OTHER ARTICLES OF MERCHANDISE . . . . .</b>                    | —        | —       | —       | —       | —       | 34,772   | 44,329   | 32,756   | 36,074   | 33,890   |
| <b>GRAND TOTAL . . . . .</b>  | —        | —       | —       | —       | —       | 4,29,028 | 4,64,540 | 2,63,678 | 3,64,164 | 3,76,645 |

## FOREIGN MERCHANDISE

| ARTICLES                             | QUANTITY |         |         |         |         | VALUE   |         |         |         |         |
|--------------------------------------|----------|---------|---------|---------|---------|---------|---------|---------|---------|---------|
|                                      | 1931-32  | 1932-33 | 1933-34 | 1934-35 | 1935-36 | 1931-32 | 1932-33 | 1933-34 | 1934-35 | 1935-36 |
| <b>SUGAR . . . . . Tons</b>          | 336      | 44      | 24      | 18      | 65      | 49,738  | 10,150  | 4,275   | 2,090   | 8,330   |
| <b>TEXTILES—</b>                     |          |         |         |         |         |         |         |         |         |         |
| <b>Cotton—</b>                       |          |         |         |         |         |         |         |         |         |         |
| <b>Manufactures—</b>                 |          |         |         |         |         |         |         |         |         |         |
| <b>Piecegoods—</b>                   |          |         |         |         |         |         |         |         |         |         |
| Grey (unbleached) Yards              | 71,212   | 65,600  | 49,500  | 3,500   | 1,900   | 16,615  | 15,610  | 12,250  | 935     | 480     |
| White (bleached) . . . . .           | 15,777   | 51,231  | 21,000  | 51,668  | 35,127  | 6,080   | 12,350  | 4,320   | 13,175  | 8,685   |
| Coloured, printed, or dyed . . . . . | 11,380   | 93,805  | 69,780  | 93,684  | 53,053  | 2,810   | 19,200  | 13,640  | 19,389  | 11,600  |
| <b>Total Piecegoods . . . . .</b>    | 98,369   | 210,636 | 140,280 | 148,747 | 90,080  | 23,505  | 47,060  | 30,210  | 34,049  | 20,765  |

SEYCHELLES—continued  
EXPORTS THERETO—concluded

FOREIGN MERCHANDISE—continued

| ARTICLES  | QUANTITY |         |         |         |         | VALUE    |          |          |          |          |
|---|----------|---------|---------|---------|---------|----------|----------|----------|----------|----------|
|   | 1981-82  | 1982-83 | 1983-84 | 1984-85 | 1985-86 | 1981-82  | 1982-83  | 1983-84  | 1984-85  | 1985-86  |
| TEXTILES—contd.<br>Cotton—contd.<br>Manufactures—contd.<br>Other sorts of manu-<br>factures . . . Value | —        | —       | —       | —       | —       | R        | R        | R        | R        | R        |
| Total Cotton manufac-<br>tures (including twist<br>and yarn) . . . "                                    | —        | —       | —       | —       | —       | 200      | 1,775    | 1,281    | 3,325    | 3,265    |
| POSTAL ARTICLES . . . "   | —        | —       | —       | —       | —       | 722      | 278      | ..       | 68       | 159      |
| ALL OTHER ARTICLES OF<br>MERCHANDISE . . . "  | —        | —       | —       | —       | —       | 40,928   | 54,284   | 57,954   | 52,097   | 61,601   |
| GRAND TOTAL . . . "   | —        | —       | —       | —       | —       | 1,14,788 | 1,18,547 | 74,270   | 91,567   | 94,120   |
| GRAND TOTAL OF INDIAN<br>AND FOREIGN MER-<br>CHANDISE . . . "   | —        | —       | —       | —       | —       | 5,44,711 | 5,78,087 | 8,42,848 | 4,55,731 | 4,70,765 |

SOCOTRA\*

IMPORTS THEREFROM

| ARTICLES          | QUANTITY |         |         |         |         | VALUE   |         |         |         |         |
|-------------------|----------|---------|---------|---------|---------|---------|---------|---------|---------|---------|
|                   | 1981-82  | 1982-83 | 1983-84 | 1984-85 | 1985-86 | 1981-82 | 1982-83 | 1983-84 | 1984-85 | 1985-86 |
| TOTAL VALUE . . . | —        | —       | —       | —       | —       | —       | —       | ..      | ..      | 8,268   |

EXPORTS THERETO

INDIAN MERCHANDISE

| ARTICLES                                    | QUANTITY |         |         |         |         | VALUE   |         |         |          |         |
|---|----------|---------|---------|---------|---------|---------|---------|---------|----------|---------|
|   | 1981-82  | 1982-83 | 1983-84 | 1984-85 | 1985-86 | 1981-82 | 1982-83 | 1983-84 | 1984-85  | 1985-86 |
| GRAIN, PULSE AND FLOUR—                     |          |         |         |         |         | R       | R       | R       | R        | R       |
| Jowar and Bajra . Tons                      | —        | —       | 18      | 589     | ..      | —       | —       | 1,320   | 49,384   | ..      |
| Rice not in the husk . . . "                | —        | —       | 41      | 335     | 11      | —       | —       | 4,880   | 30,876   | 2,040   |
| Other sorts . . . "                         | —        | —       | 6       | 17      | 3       | —       | —       | 568     | 2,203    | 351     |
| Total Grain, Pulse and<br>Flour . . . "     | —        | —       | 65      | 942     | 14      | —       | —       | 6,768   | 82,465   | 2,391   |
| ALL OTHER ARTICLES<br>OF MERCHANDISE. Value | —        | —       | —       | —       | —       | —       | —       | 7,588   | 26,086   | 1,192   |
| GRAND TOTAL . . . "                         | —        | —       | —       | —       | —       | —       | —       | 14,306  | 1,08,551 | 3,583   |

FOREIGN MERCHANDISE

| ARTICLES  | QUANTITY |         |         |         |         | VALUE   |         |         |          |         |
|---|----------|---------|---------|---------|---------|---------|---------|---------|----------|---------|
|   | 1981-82  | 1982-83 | 1983-84 | 1984-85 | 1985-86 | 1981-82 | 1982-83 | 1983-84 | 1984-85  | 1985-86 |
| TOTAL VALUE . . .   | —        | —       | —       | —       | —       | —       | —       | 1,755   | 995      | 3,080   |
| GRAND TOTAL OF<br>INDIAN AND FOREIGN<br>MERCHANDISE . Value | —        | —       | —       | —       | —       | —       | —       | 16,061  | 1,09,546 | 6,663   |

\* Separately shown from 1983-84.

No. 13—continued  
NORTH AMERICA—CANADA  
IMPORTS THEREFROM

| ARTICLES  | QUANTITY |         |         |         |         | VALUE    |          |          |          |          |
|---|----------|---------|---------|---------|---------|----------|----------|----------|----------|----------|
|   | 1931-32  | 1932-33 | 1933-34 | 1934-35 | 1935-36 | 1931-32  | 1932-33  | 1933-34  | 1934-35  | 1935-36  |
|   |          |         |         |         |         | \$       | \$       | \$       | \$       | \$       |
| <b>ASBESTOS—</b>  |          |         |         |         |         |          |          |          |          |          |
| Raw . . . . . Cwts.   | ..       | ..      | ..      | ..      | 1,068   | ..       | ..       | ..       | ..       | 11,848   |
| <b>BLANKS FOR MACHINERY</b> . Value   | —        | —       | —       | —       | —       | 8,093    | 20,574   | 3,078    | 17,521   | 17,031   |
| <b>BOOKS, PRINTED AND PRINTED MATTER, ETC.</b> . Cwts.  | 44       | 64      | 81      | 69      | 160     | 8,211    | 12,424   | 4,180    | 10,013   | 13,971   |
| <b>BUILDING AND ENGINEERING MATERIALS</b> . Value   | —        | —       | —       | —       | —       | 1,294    | 6,849    | 15,259   | 23,293   | 33,610   |
| <b>CHEMICALS AND CHEMICAL PREPARATIONS (excluding CHEMICAL MANURES AND MEDICINES)—</b>                  |          |         |         |         |         |          |          |          |          |          |
| Carbide of Calcium . Cwts.  | 5,425    | 8,651   | 7,532   | 13,394  | 21,503  | 1,05,322 | 1,49,194 | 1,05,473 | 1,35,651 | 2,69,232 |
| Other sorts of chemicals . Value  | —        | —       | —       | —       | —       | ..       | 11,624   | 17,924   | 39,679   | 39,758   |
| Total Chemicals and chemical preparations . "   | —        | —       | —       | —       | —       | 1,05,322 | 1,60,818 | 1,23,397 | 2,25,330 | 3,08,990 |
| <b>DRUGS AND MEDICINES (excluding CHEMICALS AND NARCOTICS)</b> . "                                      | —        | —       | —       | —       | —       | 3,238    | 2,800    | 17,928   | 29,125   | 25,498   |
| <b>HARDWARE, excluding OUTLETS AND ELECTROPLATED WARE</b> . "   | —        | —       | —       | —       | —       | 11,840   | 10,909   | 4,995    | 20,618   | 15,664   |
| <b>INSTRUMENTS, APPARATUS AND APPLIANCES AND PARTS THEREOF</b> . "                                      | —        | —       | —       | —       | —       | 4,639    | 2,262    | 11,436   | 25,497   | 10,906   |
| <b>MACHINERY AND MILLWORK—</b>  |          |         |         |         |         |          |          |          |          |          |
| Electrical machinery of all kinds not including instruments, apparatus appliances and parts thereof . " | —        | —       | —       | —       | —       | 1,12,212 | 1,00,329 | 51,093   | 13,822   | 14,392   |
| Machinery, not being prime-movers or electrical machinery—  |          |         |         |         |         |          |          |          |          |          |
| Agricultural machinery . "  | —        | —       | —       | —       | —       | 150      | ..       | 11,493   | 392      | 373      |
| Paper mill machinery . "  | —        | —       | —       | —       | —       | ..       | ..       | 70,937   | ..       | 13,101   |
| Other sorts of machinery . "  | —        | —       | —       | —       | —       | 18,028   | 4,024    | 9,369    | 2,418    | 6,423    |
| Total Machinery and Millwork . "  | —        | —       | —       | —       | —       | 1,30,990 | 1,73,353 | 1,42,892 | 16,642   | 34,289   |
| <b>METALS AND ORES—</b>   |          |         |         |         |         |          |          |          |          |          |
| Aluminium . . . . . Cwts.   | 2,712    | 262     | 3,182   | 11,419  | 2,377   | 1,77,637 | 17,315   | 2,25,733 | 3,31,135 | 1,63,323 |
| <b>Iron or Steel—</b>   |          |         |         |         |         |          |          |          |          |          |
| Fencing materials (including fencing wire) . . . . . Tons   | ..       | ..      | 49      | 11      | 75      | ..       | ..       | 16,192   | 4,199    | 24,531   |
| Tubes, pipes and fittings wrought . "   | 223      | 39      | ..      | 94      | 23      | 60,046   | 26,002   | ..       | 19,854   | 3,515    |
| Other manufactures of iron or steel . . . . . "   | 4        | 1       | 1       | ..      | 1       | 1,651    | 1,332    | 1,531    | 550      | 101      |
| Total Iron or Steel . . . . . "   | 227      | 40      | 50      | 105     | 104     | 61,697   | 27,334   | 17,723   | 24,603   | 33,147   |
| Zinc or Spelter . Cwts.   | 3,401    | 52,134  | 15,251  | 3,130   | 5,000   | 37,333   | 5,49,052 | 1,69,130 | 34,433   | 43,053   |
| Other metals . . . . . Tons   | ..       | ..      | ..      | 2       | ..      | 924      | ..       | ..       | 4,653    | 293      |
| Total Metals (excluding Ores) . . . . . "   | 533      | 2,711   | 972     | 1,087   | 473     | 2,77,016 | 5,94,201 | 4,12,641 | 9,34,854 | 2,45,325 |



## NORTH AMERICA—CANADA—continued

## IMPORTS THEREFROM—continued

| ARTICLES   | QUANTITY |         |         |         |         | VALUE     |           |           |           |           |
|--|----------|---------|---------|---------|---------|-----------|-----------|-----------|-----------|-----------|
|  | 1931-32  | 1932-33 | 1933-34 | 1934-35 | 1935-36 | 1931-32   | 1932-33   | 1933-34   | 1934-35   | 1935-36   |
| PAINTS AND PAINTER'S MATERIALS . . . Value   | —        | —       | —       | —       | —       | 2,835     | 40,542    | 11,005    | 20,333    | 28,885    |
| PAPER AND PAPERBOARD—  |          |         |         |         |         |           |           |           |           |           |
| Paper—   |          |         |         |         |         |           |           |           |           |           |
| Printing paper . . . Cwts.   | ..       | 518     | 11,511  | 25,660  | 15,561  | ..        | 6,639     | 90,027    | 1,72,168  | 1,00,690  |
| Writing paper and envelopes . . . "  | 448      | 410     | 803     | 691     | 548     | 12,758    | 10,917    | 20,811    | 17,362    | 12,139    |
| Other kinds of paper and pasteboard . . . "  | ..       | 1       | 6       | 163     | 23      | 55        | 101       | 487       | 1,132     | 1,414     |
| Total Paper and Paperboard . . . "   | 448      | 929     | 12,310  | 26,504  | 16,137  | 12,823    | 17,657    | 1,21,225  | 1,90,552  | 1,15,243  |
| PAPER-MAKING MATERIALS—  |          |         |         |         |         |           |           |           |           |           |
| Pulp of Wood . . . "   | 16,053   | ..      | 4,210   | 3,079   | 7,342   | 92,281    | ..        | 24,643    | 27,593    | 53,772    |
| PROVISIONS AND OILMAN'S STORES (including FISH AND FRUITS AND VEGETABLES, CANNED OR BOTTLED)—                    |          |         |         |         |         |           |           |           |           |           |
| Canned and bottled provisions not specified elsewhere—   |          |         |         |         |         |           |           |           |           |           |
| Tinned or canned fish . . . "  | 1,412    | 1,404   | 1,938   | 3,221   | 3,836   | 42,010    | 50,559    | 56,998    | 98,167    | 1,13,332  |
| Farinaceous and patent foods . . . "   | ..       | 2,235   | 5,801   | 7,970   | 7,147   | ..        | 94,200    | 2,17,866  | 2,81,423  | 2,54,411  |
| Milk, condensed and preserved (including milk cream) . . . "   | 364      | 1,056   | 2,260   | 1,098   | 1,076   | 2,472     | 31,204    | 60,058    | 27,143    | 47,445    |
| Pickles, chutnies, sauces and condiments . . . "   | ..       | 17      | 531     | 590     | 943     | ..        | 1,002     | 21,129    | 22,352    | 51,602    |
| Other sorts of Provisions . Value  | ..       | ..      | ..      | ..      | ..      | 24,488    | 41,324    | 28,079    | 27,643    | 27,613    |
| Total Provisions and oilman's stores . . . "   | ..       | ..      | ..      | ..      | ..      | 75,920    | 2,18,589  | 3,93,025  | 4,66,633  | 5,04,403  |
| RUBBER—  |          |         |         |         |         |           |           |           |           |           |
| Manufactures—  |          |         |         |         |         |           |           |           |           |           |
| Pneumatic motor covers No.   | 23,044   | 12,407  | 21,629  | 12,272  | 1,679   | 7,55,416  | 4,75,546  | 6,76,123  | 4,12,206  | 61,130    |
| " " tubes . . . "  | 20,960   | 11,368  | 14,303  | 3,304   | 451     | 1,05,871  | 72,268    | 81,234    | 17,205    | 1,516     |
| " " cycle covers . . . "   | 1,323    | 363     | 88      | 146     | 7       | 16,466    | 4,818     | 1,001     | 1,656     | 92        |
| Other manufactures, etc. Value   | ..       | ..      | ..      | ..      | ..      | 21,720    | 16,964    | 12,340    | 25,989    | 10,687    |
| Total Rubber manufactures . . . "  | ..       | ..      | ..      | ..      | ..      | 8,99,473  | 5,69,591  | 7,70,698  | 4,87,056  | 73,425    |
| TEXTILES—  |          |         |         |         |         |           |           |           |           |           |
| Artificial silk yarn . . . Lbs.  | 151,610  | 52,000  | ..      | ..      | ..      | 1,44,055  | 52,307    | ..        | ..        | ..        |
| TOBACCO—   |          |         |         |         |         |           |           |           |           |           |
| Unmanufactured . . . Lbs.  | ..       | ..      | 6,180   | 26,975  | 1,042   | ..        | ..        | 5,549     | 19,561    | 1,201     |
| TOYS AND REQUISITES FOR GAMES AND SPORTS (including FISHING TACKLES) . Value                                     | ..       | ..      | ..      | ..      | ..      | 6,001     | 19,165    | 344       | 469       | 424       |
| VEHICLES, excluding LOCOMOTIVES, ETC., FOR RAILWAYS—   |          |         |         |         |         |           |           |           |           |           |
| Mechanically propelled vehicles excluding railway locomotives and tractors)—                                     |          |         |         |         |         |           |           |           |           |           |
| Aircraft . . . No.   | 2        | ..      | ..      | ..      | ..      | 21,838    | ..        | ..        | ..        | ..        |
| Motor Cars (including taxi-cabs) . . . "   | 676      | 206     | 1,715   | 2,057   | 2,328   | 10,89,633 | 6,15,770  | 25,21,757 | 32,21,113 | 38,19,540 |
| Motor omnibuses, motor vans and motor lorries—   |          |         |         |         |         |           |           |           |           |           |
| Imported with bodies . . . "   | 10       | 2       | 100     | 106     | 53      | 12,731    | 3,184     | 1,10,442  | 1,17,682  | 94,176    |
| Chassis . . . "  | 583      | 336     | 1,143   | 1,952   | 2,277   | 8,83,583  | 5,80,802  | 15,28,803 | 24,44,117 | 29,87,071 |
| Parts of mechanically propelled vehicles and accessories other than of aircraft (excluding rubber tyres) . Value | ..       | ..      | ..      | ..      | ..      | 3,52,959  | 1,82,892  | 5,10,249  | 5,99,021  | 7,47,554  |
| Other sorts . . . "  | ..       | ..      | ..      | ..      | ..      | 584       | ..        | ..        | ..        | ..        |
| Total Mechanically propelled vehicles . . . "  | ..       | ..      | ..      | ..      | ..      | 25,11,233 | 13,82,648 | 47,01,251 | 65,81,938 | 76,49,041 |
| Other sorts including parts and accessories . . . "  | ..       | ..      | ..      | ..      | ..      | 79        | ..        | 3,493     | 207       | 73        |
| Total of Vehicles . . . "  | ..       | ..      | ..      | ..      | ..      | 25,11,312 | 13,82,648 | 47,09,744 | 65,82,140 | 76,49,114 |

No. 13—continued

## NORTH AMERICA—CANADA—continued

## IMPORTS THEREFROM—concluded

| ARTICLES                                   | QUANTITY |         |         |         |         | VALUE     |           |           |           |           |
|--|----------|---------|---------|---------|---------|-----------|-----------|-----------|-----------|-----------|
|  | 1931-32  | 1932-33 | 1933-34 | 1934-35 | 1935-36 | 1931-32   | 1932-33   | 1933-34   | 1934-35   | 1935-36   |
|  |          |         |         |         |         | R         | R         | R         | R         | R         |
| <b>WOOD AND TIMBER—</b>                    |          |         |         |         |         |           |           |           |           |           |
| Deal and pine wood Cubic Tons              | 329      | 276     | 607     | 659     | 1,710   | 26,855    | 18,009    | 36,921    | 38,738    | 1,00,416  |
| Other kinds of Wood and Timber . . . Value | —        | —       | —       | —       | —       | 490       | 4,612     | 129       | 2,575     | 60,680    |
| Total Wood and Timber "                    | —        | —       | —       | —       | —       | 27,345    | 22,711    | 37,050    | 41,313    | 1,70,096  |
| POSTAL ARTICLES NOT SPECIFIED "            | —        | —       | —       | —       | —       | 4,420     | 2,041     | 1,918     | 260       | 116       |
| ALL OTHER ARTICLES OF MERCHANDISE "        | —        | —       | —       | —       | —       | 44,763    | 66,636    | 40,265    | 43,487    | 46,118    |
| <b>GRAND TOTAL</b> . . . "                 | —        | —       | —       | —       | —       | 41,66,504 | 33,54,392 | 68,67,428 | 91,56,831 | 93,74,521 |

## EXPORTS THERETO

## INDIAN MERCHANDISE

| ARTICLES   | QUANTITY   |            |            |            |            | VALUE     |           |           |           |           |
|--|------------|------------|------------|------------|------------|-----------|-----------|-----------|-----------|-----------|
|  | 1931-32    | 1932-33    | 1933-34    | 1934-35    | 1935-36    | 1931-32   | 1932-33   | 1933-34   | 1934-35   | 1935-36   |
|  |            |            |            |            |            | R         | R         | R         | R         | R         |
| BOOTS AND SHOES . . . Pairs  | ..         | ..         | ..         | 2,000      | 76,243     | ..        | ..        | ..        | 1,600     | 48,597    |
| CHEMICALS AND CHEMICAL PREPARATIONS . . . Value                                      | —          | —          | —          | —          | —          | ..        | 3,000     | 13,300    | 10,375    | ..        |
| COFFEE . . . Cwts.   | 607        | 600        | 100        | 505        | 100        | 40,812    | 39,000    | 6,000     | 31,320    | 5,025     |
| COIN, MANUFACTURED (excluding ROPE) "  | 1,480      | 920        | 1,880      | 2,476      | 2,906      | 22,600    | 6,650     | 19,630    | 23,315    | 20,291    |
| DRUGS AND MEDICINES (excluding CHEMICALS AND NARCOTICS) . . . Value                  | —          | —          | —          | —          | —          | 19,750    | 15,100    | 48,725    | 57,000    | 59,400    |
| FRUITS AND VEGETABLES—Fruits and vegetables: dried, salted or preserved, all sorts " | —          | —          | —          | —          | —          | 625       | 11,092    | 6,600     | 13,135    | 1,32,280  |
| GRAIN, PULSES, AND FLOUR—Pulse . . . Tons  | 166        | 177        | 73         | 136        | 40         | 10,987    | 13,436    | 7,274     | 13,319    | 3,616     |
| Rice in the husk . . . "   | ..         | 500        | ..         | 50         | ..         | ..        | 27,828    | ..        | 1,412     | ..        |
| Rice, not in the husk . . . "  | 6,000      | 4,670      | 7,580      | 7,574      | 10,022     | 4,79,024  | 3,60,141  | 4,63,010  | 4,63,197  | 7,02,714  |
| LAC—Shell . . . Cwts.  | 123        | 945        | 2,664      | 2,413      | 3,937      | 6,160     | 35,529    | 99,003    | 1,30,742  | 1,56,433  |
| METALS AND ORES—Brass, Bronze and similar alloys, wrought . . . "                    | 176        | 32         | 13         | 29         | 52         | 23,941    | 4,224     | 3,281     | 3,731     | 6,834     |
| Chromite (Chrome Iron ore) Tons  | ..         | ..         | ..         | ..         | 4,000      | ..        | ..        | ..        | ..        | 1,20,000  |
| Manganese ore . . . "  | 100        | 1,000      | 400        | ..         | ..         | 3,000     | 25,000    | 7,200     | ..        | ..        |
| MICA . . . Cwts.   | 717        | 202        | 315        | 285        | 1,683      | 1,13,544  | 20,087    | 34,739    | 27,288    | 16,455    |
| OILS—Essential—Lemongrass . . . Gals.  | 200        | ..         | ..         | 2,749      | 532        | 1,775     | ..        | ..        | 41,419    | 7,001     |
| Vegetable, non-essential—Castor . . . "  | 6,085      | 24,656     | 53,444     | 20,353     | 6,240      | 10,700    | 43,760    | 83,912    | 23,305    | 7,035     |
| PARAFFIN WAX . . . Tons  | 1,017      | 1,360      | 2,113      | 1,099      | 1,625      | 4,27,140  | 5,71,200  | 8,87,260  | 8,30,580  | 6,82,500  |
| PROVISIONS AND OILMAN'S STORES . . . Value   | —          | —          | —          | —          | —          | 12,342    | 3,700     | 5,374     | 7,557     | 11,243    |
| SEEDS—Oil seeds—Non-Essential—Groundnuts . . . Tons                                  | ..         | ..         | 4          | 236        | 702        | ..        | ..        | 650       | 46,399    | 1,59,823  |
| Linseed . . . "  | ..         | ..         | ..         | 7,141      | ..         | ..        | ..        | ..        | 9,22,906  | ..        |
| Other than oil seeds . . . "   | ..         | ..         | ..         | 1          | 19         | ..        | ..        | ..        | 2,300     | 13,714    |
| SPICES—Ginger . . . Cwts.  | 682        | 201        | 235        | 550        | ..         | 16,353    | 4,533     | 3,932     | 6,801     | ..        |
| Pepper . . . "   | 1,813      | 1,681      | 2,684      | 1,904      | 1,731      | 71,544    | 56,811    | 77,562    | 52,641    | 54,078    |
| Other sorts . . . "  | 60         | ..         | 10         | 50         | ..         | 2,100     | ..        | 1,680     | 1,531     | 20        |
| Total Spices . . . "   | 2,535      | 1,882      | 2,929      | 2,504      | 1,731      | 89,997    | 61,344    | 83,174    | 60,973    | 54,695    |
| <b>TEA—</b>  |            |            |            |            |            |           |           |           |           |           |
| Black . . . Lbs.   | 14,133,465 | 10,695,059 | 15,123,967 | 12,814,711 | 12,782,419 | 67,40,433 | 80,32,903 | 77,56,626 | 65,24,871 | 64,23,758 |
| <b>TEXTILES—</b>   |            |            |            |            |            |           |           |           |           |           |
| Cotton—Raw . . . Tons  | 8          | 9          | 13         | 94         | 498        | 4,150     | 4,000     | 7,825     | 43,000    | 2,40,908  |
| Waste . . . Cwts.  | ..         | ..         | ..         | 875        | 1,246      | ..        | ..        | ..        | 10,000    | 16,600    |
| Haberdashery and Millinery . . . Value   | —          | —          | —          | —          | —          | 4,262     | 8,686     | 17,327    | 11,471    | 12,504    |

NORTH AMERICA—CANADA—concluded

EXPORTS THERETO—continued

INDIAN MERCHANDISE—continued

| ARTICLES                                      | QUANTITY   |            |            |            |            | VALUE       |             |             |             |             |
|---|------------|------------|------------|------------|------------|-------------|-------------|-------------|-------------|-------------|
|   | 1931-32    | 1932-33    | 1933-34    | 1934-35    | 1935-36    | 1931-32     | 1932-33     | 1933-34     | 1934-35     | 1935-36     |
|   |            |            |            |            |            | B           | B           | B           | B           | B           |
| <b>TEXTILES—contd</b>                         |            |            |            |            |            |             |             |             |             |             |
| Jute—   |            |            |            |            |            |             |             |             |             |             |
| Raw . . . . . Tons                            | ..         | ..         | ..         | 224        | 580        | ..          | ..          | ..          | 22,750      | 1,06,547    |
| Manufactures—                                 |            |            |            |            |            |             |             |             |             |             |
| Gunny bags . . . No.                          | 477,400    | 1,681,600  | 908,859    | 1,460,800  | 1,214,400  | 1,09,306    | 3,05,034    | 1,55,187    | 2,72,797    | 2,09,852    |
| " cloth . . . Yards                           | 68,202,178 | 65,472,029 | 80,094,817 | 68,446,000 | 75,481,741 | 64,78,555   | 65,08,028   | 87,28,405   | 70,38,536   | 74,53,158   |
| Wool—   |            |            |            |            |            |             |             |             |             |             |
| Raw . . . . . Lbs.                            | ..         | ..         | 127,430    | 288,087    | 161,208    | ..          | ..          | 52,202      | 70,682      | 68,441      |
| Manufactures—                                 |            |            |            |            |            |             |             |             |             |             |
| Carpets and rugs . . "                        | 44,929     | 54,765     | 167,413    | 229,976    | 171,241    | 1,17,442    | 1,11,572    | 287,754     | 4,04,862    | 3,81,570    |
| Other sorts . . . "                           | 3,564      | 6,048      | 640        | 3,206      | 20,008     | 7,870       | 6,782       | 920         | 4,805       | 32,346      |
| ALL OTHER ARTICLES OF MERCHANDISE . . . Value | —          | —          | —          | —          | —          | 81,911      | 38,244      | 45,517      | 46,786      | 92,200      |
| GRAND TOTAL . . . "                           | —          | —          | —          | —          | —          | 1,47,80,414 | 1,62,57,254 | 1,88,09,904 | 1,71,85,612 | 1,72,18,830 |

FOREIGN MERCHANDISE

| ARTICLES  | QUANTITY |         |         |         |         | VALUE       |             |             |             |             |
|---|----------|---------|---------|---------|---------|-------------|-------------|-------------|-------------|-------------|
|   | 1931-32  | 1932-33 | 1933-34 | 1934-35 | 1935-36 | 1931-32     | 1932-33     | 1933-34     | 1934-35     | 1935-36     |
|   |          |         |         |         |         | B           | B           | B           | B           | B           |
| BOOTS AND SHOES . . . Pairs                           | ..       | ..      | ..      | ..      | 28,800  | ..          | ..          | ..          | ..          | 14,000      |
| TEXTILES—   |          |         |         |         |         |             |             |             |             |             |
| Wool—   |          |         |         |         |         |             |             |             |             |             |
| Raw . . . . . Lbs.                                    | ..       | ..      | ..      | 63,850  | 11,200  | ..          | ..          | ..          | 20,875      | 4,200       |
| Manufactured . . . Value                              | —        | —       | —       | —       | —       | 11,442      | 18,960      | 20,604      | 18,375      | ..          |
| ALL OTHER ARTICLES OF MERCHANDISE . . . "             | —        | —       | —       | —       | —       | 18,645      | 8,255       | 10,508      | 4,468       | 11,188      |
| GRAND TOTAL . . . "                                   | —        | —       | —       | —       | —       | 25,087      | 22,215      | 31,107      | 43,718      | 20,383      |
| GRAND TOTAL OF INDIAN AND FOREIGN MERCHANDISE . . . " | —        | —       | —       | —       | —       | 1,47,85,501 | 1,62,79,469 | 1,88,41,011 | 1,72,29,325 | 1,72,49,213 |

BAHAMAS

IMPORTS THEREFROM

Nil

EXPORTS THERETO

INDIAN MERCHANDISE

| ARTICLES                                      | QUANTITY |         |         |         |         | VALUE   |         |         |         |         |
|---|----------|---------|---------|---------|---------|---------|---------|---------|---------|---------|
|   | 1931-32  | 1932-33 | 1933-34 | 1934-35 | 1935-36 | 1931-32 | 1932-33 | 1933-34 | 1934-35 | 1935-36 |
|   |          |         |         |         |         | B       | B       | B       | B       | B       |
| Rice, not in the husk—                        |          |         |         |         |         |         |         |         |         |         |
| Cleaned rice . . . Tons                       | ..       | 115     | 458     | 914     | 610     | ..      | 7,218   | 24,591  | 59,521  | 46,274  |
| All other articles of merchandise . . . Value | —        | —       | —       | —       | —       | ..      | 110     | ..      | 1,196   | 160     |
| GRAND TOTAL . . . "                           | —        | —       | —       | —       | —       | ..      | 7,328   | 24,591  | 54,717  | 46,434  |

FOREIGN MERCHANDISE

Nil

No. 13—continued  
NORTH AMERICA—NEWFOUNDLAND AND LABRADOR  
IMPORTS THEREFROM

| ARTICLES    | QUANTITY |         |         |         |         | VALUE   |         |         |         |         |
|-------------|----------|---------|---------|---------|---------|---------|---------|---------|---------|---------|
|             | 1931-32  | 1932-33 | 1933-34 | 1934-35 | 1935-36 | 1931-32 | 1932-33 | 1933-34 | 1934-35 | 1935-36 |
|             |          |         |         |         |         | B       | B       | B       | B       | B       |
| TOTAL VALUE | —        | —       | —       | —       | —       | ..      | ..      | ..      | 101     | 1,040   |

## EXPORTS THERETO

## INDIAN MERCHANDISE

| ARTICLES    | QUANTITY |         |         |         |         | VALUE   |         |         |         |         |
|-------------|----------|---------|---------|---------|---------|---------|---------|---------|---------|---------|
|             | 1931-32  | 1932-33 | 1933-34 | 1934-35 | 1935-36 | 1931-32 | 1932-33 | 1933-34 | 1934-35 | 1935-36 |
|             |          |         |         |         |         | B       | B       | B       | B       | B       |
| TOTAL VALUE | —        | —       | —       | —       | —       | 250     | ..      | ..      | ..      | ..      |

FOREIGN MERCHANDISE  
N.J.

NORTH AMERICA—UNITED STATES  
IMPORTS THEREFROM

| ARTICLES   | QUANTITY  |         |           |           |           | VALUE     |          |          |          |          |
|--|-----------|---------|-----------|-----------|-----------|-----------|----------|----------|----------|----------|
|  | 1931-32   | 1932-33 | 1933-34   | 1934-35   | 1935-36   | 1931-32   | 1932-33  | 1933-34  | 1934-35  | 1935-36  |
|  |           |         |           |           |           | B         | B        | B        | B        | B        |
| APPAREL (excluding HOSIERY AND BOOTS AND SHOES)—<br>Apparel (including drapery, uniforms, accoutrements) . . . Value | —         | —       | —         | —         | —         | 1,22,156  | 52,372   | 45,900   | 64,104   | 66,005   |
| Second-hand clothing . . .   | —         | —       | —         | —         | —         | 8,96,614  | 6,68,332 | 6,71,051 | 7,20,511 | 5,08,608 |
| Others . . .   | —         | —       | —         | —         | —         | 2,321     | 13,918   | 530      | 1,566    | 4,166    |
| Total Apparel, etc. . .  | —         | —       | —         | —         | —         | 10,21,091 | 7,29,922 | 7,17,480 | 7,86,181 | 5,72,924 |
| ARMS, AMMUNITION AND MILITARY STORES—<br>Cartridge cases—<br>Filled—<br>Shot gun cartridges . No.                    | 1,830,100 | 188,465 | 462,225   | 618,225   | 710,440   | 85,798    | 14,488   | 25,207   | 40,584   | 69,725   |
| Rifle and other cartridges .   | 1,475,762 | 644,276 | 650,846   | 887,670   | 1,257,755 | 45,549    | 21,888   | 26,527   | 25,995   | 33,081   |
| Total filled . . .   | 2,814,862 | 832,741 | 1,413,071 | 1,805,895 | 1,968,195 | 1,31,342  | 36,316   | 51,734   | 75,579   | 1,02,806 |
| Empty . . .  | 2,000     | ..      | ..        | 2,500     | 2,000     | 100       | ..       | ..       | 120      | 128      |
| Total Cartridge cases . . .  | 2,816,862 | 832,741 | 1,413,071 | 1,808,395 | 1,970,195 | 1,31,442  | 36,316   | 51,734   | 75,699   | 1,02,934 |
| Fire-arms, and parts thereof . . . Value   | —         | —       | —         | —         | —         | 1,32,363  | 48,802   | 53,401   | 42,424   | 52,724   |
| Other sorts . . .  | —         | —       | —         | —         | —         | 2,063     | 678      | 403      | 2,082    | 3,20,175 |
| Total Arms, Ammunition and Military stores . . .   | —         | —       | —         | —         | —         | 2,65,858  | 85,796   | 1,05,598 | 1,20,205 | 4,75,833 |
| ASBESTOS, MANUFACTURES . . .   | —         | —       | —         | —         | —         | 31,322    | 21,262   | 32,895   | 34,617   | 40,941   |
| BELTING FOR MACHINERY—<br>Of cotton . . .  | —         | —       | —         | —         | —         | 16,391    | 31,098   | 18,815   | 24,043   | 29,676   |
| Of leather . . .   | —         | —       | —         | —         | —         | 8,35,185  | 7,10,082 | 7,30,418 | 7,95,376 | 7,84,363 |
| Of other materials (including coils) . . .   | —         | —       | —         | —         | —         | 1,97,001  | 1,02,118 | 69,248   | 93,517   | 1,05,751 |
| Total Belting for Machinery . . .  | —         | —       | —         | —         | —         | 10,48,577 | 8,43,298 | 8,68,481 | 9,15,836 | 9,10,790 |
| BOBBINS . . .  | —         | —       | —         | —         | —         | 13,826    | ..       | ..       | 140      | 215      |
| BOOKS, PRINTED, AND PRINTED MATTER (not being STATIONERY) including MAPS AND CHARTS . Cwts.                          | 3,262     | 2,378   | 2,647     | 3,290     | 3,714     | 5,31,641  | 3,82,295 | 3,69,478 | 4,27,302 | 4,73,386 |
| BOOTS AND SHOES—<br>Rubber Soled—<br>With Canvas uppers . Pairs  | 3,588     | 1,491   | 864       | 945       | 1,767     | 13,274    | 3,207    | 2,470    | 3,433    | 5,821    |
| Of other materials . . .   | 3,573     | 194     | 103       | 849       | 565       | 6,039     | 1,798    | 719      | 3,609    | 2,699    |
| Total Boots and Shoes . . .  | 7,161     | 1,685   | 967       | 1,794     | 2,332     | 19,313    | 10,095   | 3,189    | 7,042    | 8,440    |

No. 13—continued  
 NORTH AMERICA—UNITED STATES—continued  
 IMPORTS THEREFROM—continued

| ARTICLES   | QUANTITY |         |         |         |         | VALUE     |           |           |           |           |
|--|----------|---------|---------|---------|---------|-----------|-----------|-----------|-----------|-----------|
|  | 1931-32  | 1932-33 | 1933-34 | 1934-35 | 1935-36 | 1931-32   | 1932-33   | 1933-34   | 1934-35   | 1935-36   |
| <b>BRUSHES AND BROOMS—</b>   |          |         |         |         |         |           |           |           |           |           |
| Brushes—   |          |         |         |         |         |           |           |           |           |           |
| Toilet brushes . . . . . Dozens  | 23,152   | 33,984  | 20,905  | 26,415  | 14,436  | 1,71,642  | 2,51,158  | 1,16,188  | 1,53,766  | 96,233    |
| Other brushes . . . . . "  | 1,996    | 2,301   | 5,342   | 9,046   | 4,739   | 19,766    | 17,962    | 39,981    | 62,613    | 33,915    |
| Total Brushes . . . . . "  | 25,148   | 36,285  | 26,247  | 35,461  | 19,175  | 1,91,408  | 2,69,120  | 1,56,114  | 2,16,379  | 1,30,148  |
| Brooms . . . . . "   |          |         |         |         |         |           |           |           |           |           |
| Brooms . . . . . "   | 9        | 119     | 45      | 4       | 138     | 549       | 168       | 139       | 97        | 87        |
| Total Brushes and Brooms . . . . . "   | 25,157   | 36,404  | 26,292  | 35,465  | 19,313  | 1,91,957  | 2,69,288  | 1,56,253  | 2,16,476  | 1,30,235  |
| <b>BUILDING AND ENGINEERING MATERIALS, other than IRON, STEEL, OR WOOD—</b>            |          |         |         |         |         |           |           |           |           |           |
| Asphalt . . . . . Tons   | 6,059    | 10,510  | 15,142  | 6,571   | 15,136  | 5,01,350  | 9,14,815  | 9,31,784  | 4,80,052  | 9,65,761  |
| Cement—  |          |         |         |         |         |           |           |           |           |           |
| Portland . . . . . "   | 165      | 61      | 92      | 42      | 84      | 20,855    | 8,622     | 8,199     | 3,766     | 7,497     |
| Other kinds . . . . . "  | 583      | 454     | 408     | 375     | 340     | 78,802    | 47,867    | 37,125    | 51,896    | 42,761    |
| Total Cement . . . . . "   | 748      | 515     | 500     | 417     | 424     | 94,457    | 56,489    | 45,324    | 55,162    | 50,258    |
| Other kinds . . . . . Value  | —        | —       | —       | —       | —       | 1,21,607  | 1,42,029  | 1,30,956  | 1,17,643  | 2,33,227  |
| Total Building and Engineering materials . . . . . "                                   | —        | —       | —       | —       | —       | 7,17,414  | 11,13,333 | 11,08,064 | 6,52,667  | 12,99,246 |
| <b>BUTTONS OF ALL SORTS—</b>   |          |         |         |         |         |           |           |           |           |           |
| Metal . . . . . "  | —        | —       | —       | —       | —       | 30,711    | 41,396    | 47,223    | 25,960    | 16,236    |
| Other sorts . . . . . "  | —        | —       | —       | —       | —       | 4,141     | 6,533     | 740       | 408       | 633       |
| Total Buttons of all sorts . . . . . "   | —        | —       | —       | —       | —       | 34,852    | 47,929    | 47,963    | 26,368    | 16,869    |
| <b>CHEMICALS AND CHEMICAL PREPARATIONS (excluding CHEMICAL MANURES AND MEDICINES)—</b> |          |         |         |         |         |           |           |           |           |           |
| Ammonia and salts thereof—   |          |         |         |         |         |           |           |           |           |           |
| Anhydrous . . . . . Cwts.  | 421      | 223     | 282     | 489     | 326     | 44,398    | 26,194    | 26,600    | 465 48    | 80,377    |
| Others . . . . . "   | ..       | ..      | ..      | ..      | 1,350   | ..        | ..        | ..        | ..        | 12,374    |
| Carbide of calcium . . . . . "   | 3,818    | 2,418   | 7,028   | 3,129   | 6,321   | 68,590    | 42,565    | 1,13,720  | 1,21,333  | 87,977    |
| Disinfectants . . . . . "  | 1,845    | 2,392   | 1,570   | 1,906   | 3,179   | 1,31,920  | 2,32,327  | 1,23,713  | 1,95,735  | 1,33,564  |
| Potassium compounds . . . . . "  | 511      | 552     | ..      | 519     | 516     | 17,361    | 20,015    | ..        | 15,378    | 14,231    |
| Sodium compounds—  |          |         |         |         |         |           |           |           |           |           |
| Bicarbonate of Soda . . . . . "  | 3,417    | 1,324   | 3,401   | 3,703   | 894     | 22,511    | 24,468    | 24,669    | 24,468    | 5,925     |
| Bichromate of Soda . . . . . "   | 410      | 3,193   | 245     | 1,072   | 513     | 12,303    | 84,268    | 7,472     | 30,456    | 12,467    |
| Borax (including boracic acid) . . . . . "   | 4,010    | 8,005   | 923     | 1,721   | 3,023   | 43,313    | 77,325    | 9,041     | 16,339    | 23,356    |
| Caustic soda . . . . . "   | 16,786   | 31,304  | 23,310  | 46,880  | 31,152  | 1,95,041  | 4,01,092  | 3,30,462  | 5,12,629  | 2,69,541  |
| Sodium Carbonate . . . . . "   | 3,023    | 434     | 51,622  | 36,324  | 25,676  | 22,027    | 3,537     | 3,02,673  | 2,12,239  | 1,09,133  |
| Other sorts . . . . . "  | 99       | 97      | 343     | 133     | 5,543   | 5,053     | 10,493    | 10,810    | 3,211     | 64,163    |
| Sulphur (Brimstone) . . . . . "  | 2,882    | 594     | 25,929  | 10,272  | 11,315  | 17,262    | 4,493     | 1,12,023  | 54,473    | 61,296    |
| Other sorts of chemicals Value   | —        | —       | —       | —       | —       | 5,59,791  | 5,35,932  | 4,87,503  | 4,30,047  | 4,89,793  |
| Total Chemicals and Chemical preparations, etc. . . . . "                              | —        | —       | —       | —       | —       | 11,90,068 | 14,62,959 | 15,53,606 | 16,53,666 | 14,13,954 |

## No. 13—continued

## NORTH AMERICA—UNITED STATES—continued

## IMPORTS THEREFROM—continued

| ARTICLES  | QUANTITY |         |         |         |         | VALUE     |           |           |           |           |
|---|----------|---------|---------|---------|---------|-----------|-----------|-----------|-----------|-----------|
|   | 1931-32  | 1932-33 | 1933-34 | 1934-35 | 1935-36 | 1931-32   | 1932-33   | 1933-34   | 1934-35   | 1935-36   |
| <b>CLOCKS AND WATCHES AND PARTS THEREOF—</b>  |          |         |         |         |         | R         | R         | R         | R         | R         |
| Clocks and time-pieces . No.  | 10,432   | 10,059  | 13,476  | 23,284  | 31,014  | 1,20,481  | 76,005    | 77,798    | 1,32,554  | 1,51,769  |
| Other sorts . Value   | —        | —       | —       | —       | —       | 1,965     | 2,077     | 1,105     | 3,784     | 3,097     |
| Total Clocks and Watches and parts thereof . . .  | —        | —       | —       | —       | —       | 1,22,446  | 78,142    | 78,903    | 1,37,318  | 1,55,466  |
| <b>COAL AND COKE . Tons</b>   | ..       | ..      | 295     | 594     | ..      | ..        | ..        | 1,967     | 11,862    | ..        |
| <b>CUTLERY . Value</b>  | —        | —       | —       | —       | —       | 74,521    | 73,126    | 46,064    | 69,308    | 58,441    |
| <b>DRUGS AND MEDICINES (excluding chemicals and narcotics)—</b>                             |          |         |         |         |         |           |           |           |           |           |
| Proprietary and patent medicines . . .  | —        | —       | —       | —       | —       | 7,64,873  | 5,42,265  | 8,78,600  | 6,51,341  | 12,56,724 |
| Quinine salts—  |          |         |         |         |         |           |           |           |           |           |
| Quinine sulphate, or bisulphate . Lbs.  | 1,447    | 1,797   | 2,433   | 2,326   | 2,393   | 49,613    | 72,891    | 73,385    | 71,637    | 80,991    |
| Other sorts . . .   | 52       | 97      | 303     | 310     | ..      | 2,471     | 3,046     | 10,341    | 1,944     | ..        |
| Saccharine . . . . .  | 19,325   | 14,396  | 13,131  | 11,274  | 19,808  | 83,521    | 62,341    | 93,978    | 82,744    | 1,09,409  |
| Other sorts of drugs and medicines . Value  | —        | —       | —       | —       | —       | 10,50,564 | 14,02,731 | 16,40,430 | 13,69,796 | 11,36,629 |
| Total Drugs and Medicines . . .   | —        | —       | —       | —       | —       | 19,55,342 | 20,33,274 | 21,92,284 | 21,77,512 | 25,33,093 |
| <b>DYEING AND TANNING SUBSTANCES—</b>   |          |         |         |         |         |           |           |           |           |           |
| Dyes obtained from coal tar—  |          |         |         |         |         |           |           |           |           |           |
| Alizarine . . . . Lbs.  | ..       | ..      | 3,129   | 20,944  | ..      | ..        | ..        | 9,546     | 23,362    | ..        |
| Aniline (a) . . .   | 932,233  | —       | —       | —       | —       | 10,96,063 | —         | —         | —         | —         |
| Congo red (b) . . .   | —        | 226,757 | 209,164 | 367,510 | 529,444 | —         | 1,50,433  | 1,28,332  | 2,04,772  | 2,93,000  |
| Coupling dyes of the Naphthol group* . . .  | —        | 3,791   | 5,263   | —       | —       | —         | 17,339    | 4,721     | —         | —         |
| Naphthol (c) . . .  | —        | —       | —       | 5,533   | ..      | —         | —         | —         | 12,339    | ..        |
| Rapid fast colours (c) . . .  | —        | —       | —       | 112     | 579     | —         | —         | —         | 520       | 3,505     |
| Bases (c) . . . . .   | —        | —       | —       | ..      | 1,120   | —         | —         | —         | ..        | 1,618     |
| Indigo . . . . .  | ..       | ..      | 16,352  | 50,349  | 69,980  | ..        | ..        | 15,955    | 55,337    | 68,233    |
| Sulphur, black (b) . . .  | —        | 139,900 | 331,663 | 29,035  | 51,150  | —         | 1,06,923  | 1,02,004  | 7,743     | 14,433    |
| Metanil, yellow (b) . . .   | —        | 25,315  | 44,494  | 30,759  | 107,202 | —         | 41,239    | 54,352    | 96,155    | 1,25,558  |
| Others (b) . . . . .  | —        | 257,603 | 462,435 | 468,962 | 670,662 | —         | 4,99,129  | 7,48,425  | 6,70,208  | 9,18,098  |
| Other sorts (including lac-dye) . Value   | —        | —       | —       | —       | —       | 3,350     | 20,150    | 19,405    | 33,291    | 28,474    |
| Total Dyeing and Tanning substances . . . . .   | —        | —       | —       | —       | —       | 10,99,413 | 3,35,318  | 10,33,790 | 10,94,777 | 14,52,021 |
| <b>EARthenWARE AND PORCELAIN—</b>   |          |         |         |         |         |           |           |           |           |           |
| Earthenware . . . . .   | —        | —       | —       | —       | —       | 2,102     | 4,754     | 1,859     | 2,995     | 7,157     |
| Porcelain . . . . .   | —        | —       | —       | —       | —       | 2,458     | 63,339    | 36,045    | 2,031     | 11,359    |
| Total Earthenware and Porcelain . . . . .   | —        | —       | —       | —       | —       | 4,560     | 68,093    | 37,904    | 4,126     | 18,516    |
| <b>FRUITS AND VEGETABLES—</b>   |          |         |         |         |         |           |           |           |           |           |
| Fresh Fruits and vegetables . . .   | —        | —       | —       | —       | —       | 4,95,010  | 3,76,971  | 2,93,408  | 5,53,338  | 5,23,337  |
| Fruits and vegetables : dried, salted, or preserved, not being canned or bottled . . . Tons | 59       | 16      | 20      | 40      | 63      | 55,233    | 14,130    | 3,931     | 26,064    | 26,827    |
| <b>FURNITURE AND CABINET-WARE—</b>  |          |         |         |         |         |           |           |           |           |           |
| Bedsteads . . . . . Value   | —        | —       | —       | —       | —       | 45,180    | 30,841    | 21,050    | 29,690    | 23,951    |
| Furniture of wood (other than bedsteads) . . .  | —        | —       | —       | —       | —       | 40,530    | 9,962     | 22,333    | 9,621     | 9,633     |
| Furniture of other materials (other than bedsteads) . . .                                   | —        | —       | —       | —       | —       | 1,07,625  | 30,237    | 30,258    | 37,924    | 1,03,520  |
| Mouldings . . . . .   | —        | —       | —       | —       | —       | 5,050     | —         | —         | 836       | 1,192     |
| Total Furniture and Cabinet-ware . . . . .  | —        | —       | —       | —       | —       | 1,98,445  | 71,040    | 73,991    | 78,121    | 1,38,311  |

(a) Discontinued and shown under the sub-heads from 1932-33.

(b) Separately recorded from 1932-33.

(c) Separately recorded from 1934-35.

\*Separately recorded from 1932-33 and sub-divided from 1934-35.

NORTH AMERICA—UNITED STATES—continued

IMPORTS THEREFROM—continued

| ARTICLES   | QUANTITY |         |         |           |           | VALUE     |           |           |           |           |
|--|----------|---------|---------|-----------|-----------|-----------|-----------|-----------|-----------|-----------|
|  | 1931-32  | 1932-33 | 1933-34 | 1934-35   | 1935-36   | 1931-32   | 1932-33   | 1933-34   | 1934-35   | 1935-36   |
|  |          |         |         |           |           | R         | R         | R         | R         | R         |
| <b>GLASS AND GLASSWARE—</b>  |          |         |         |           |           |           |           |           |           |           |
| Bottles and phials . . . Gross   | 2,607    | 1,027   | 1,275   | 1,597     | 2,142     | 9,385     | 11,735    | 10,494    | 7,020     | 8,070     |
| Funnels, globes, and glass parts of lamps . . . Value                                  | —        | —       | —       | —         | —         | 66,693    | 2,667     | 19,076    | 16,643    | 30,479    |
| Other glassware . . . "  | —        | —       | —       | —         | —         | 52,765    | 33,469    | 30,272    | 22,195    | 17,403    |
| <b>Total Glass and Glassware</b> "   | —        | —       | —       | —         | —         | 1,28,843  | 52,891    | 60,442    | 45,858    | 55,952    |
| <b>GLUM . . . . . Cwts.</b>  | 453      | 63      | 108     | 45        | 73        | 10,079    | 7,247     | 9,086     | 8,273     | 6,422     |
| <b>GUMS AND RESINS—</b>  |          |         |         |           |           |           |           |           |           |           |
| Rooin . . . . . "  | 12,120   | 13,020  | 30,184  | 49,490    | 41,550    | 1,33,721  | 1,41,915  | 2,35,495  | 4,10,960  | 3,62,131  |
| Other sorts . . . . . "  | ..       | 206     | 725     | 283       | 258       | 20        | 2,233     | 7,126     | 6,632     | 5,760     |
| <b>Total Gums and Resins</b> "   | 12,120   | 14,132  | 30,909  | 49,773    | 41,808    | 1,33,741  | 1,45,198  | 2,92,621  | 4,17,592  | 3,67,891  |
| <b>HARDWARE, excluding CUTLERY AND ELECTROPLATED WARE—</b>                             |          |         |         |           |           |           |           |           |           |           |
| Agricultural implements Value  | —        | —       | —       | —         | —         | 43,384    | 39,643    | 30,085    | 20,903    | 47,379    |
| Builders' hardware, such as locks, hinges, door bolts, etc. . . . . "                  | —        | —       | —       | —         | —         | 66,494    | 19,310    | 12,139    | 12,476    | 12,135    |
| Domestic hardware, other than enamelled ironware . . . . . "                           | —        | —       | —       | —         | —         | 1,23,075  | 1,11,333  | 1,31,610  | 2,31,460  | 2,15,793  |
| Enamelled ironware . . . . . "   | —        | —       | —       | —         | —         | 5,078     | 179       | 1,419     | 4,717     | 3,102     |
| Gas mantles . . . . . "  | —        | —       | —       | —         | —         | 66,837    | 34,449    | 25,667    | 15,034    | 22,039    |
| Implements and tools, other than agricultural implements and machine tools . . . . . " | —        | —       | —       | —         | —         | 7,01,289  | 6,77,477  | 7,29,249  | 3,67,027  | 10,66,653 |
| Lamps, metal . . . . . No.   | 370,532  | 9,891   | 721,775 | 1,251,094 | 1,179,246 | 4,54,572  | 33,313    | 6,34,261  | 10,23,952 | 9,23,640  |
| Parts of lamps, other than glass . . . . . Value                                       | —        | —       | —       | —         | —         | 7,665     | 11,397    | 15,175    | 5,654     | 8,370     |
| Stoves . . . . . No.   | 1,054    | 798     | 711     | 2,049     | 1,343     | 24,287    | 12,952    | 9,092     | 19,074    | 21,439    |
| Othersorts . . . . . Value   | —        | —       | —       | —         | —         | 11,34,903 | 6,60,731  | 6,87,534  | 7,67,145  | 7,54,156  |
| <b>Total Hardware, excluding Cutlery, etc.</b> "                                       | —        | —       | —       | —         | —         | 27,16,779 | 16,51,279 | 22,76,271 | 29,72,442 | 30,73,739 |
| <b>HIDES AND SKINS, RAW</b> { Tons   | 1        | ..      | ..      | ..        | 5         |           |           |           |           |           |
| { -No.   | 13,718   | 1,972   | ..      | 1,865     | 17,652    | 14,305    | 500       | ..        | 910       | 19,406    |
| <b>HOPS . . . . . Cwts.</b>  | ..       | ..      | 64      | 175       | 102       | 4         | ..        | 8,539     | 10,141    | 6,426     |
| <b>INSTRUMENTS, APPARATUS, AND APPLIANCES, AND PARTS THEREOF—</b>                      |          |         |         |           |           |           |           |           |           |           |
| Electrical, including telegraph and telephone apparatus, not being machinery—          |          |         |         |           |           |           |           |           |           |           |
| Electric fans and parts thereof . . . . . Value  | —        | —       | —       | —         | —         | 30,742    | 23,842    | 35,333    | 36,033    | 1,37,193  |
| <b>Electric wires and cables—</b>  |          |         |         |           |           |           |           |           |           |           |
| Rubber insulated . . . . . "   | —        | —       | —       | —         | —         | 65,340    | 19,443    | 17,924    | 32,114    | 33,312    |
| Insulations, other than rubber . . . . . "   | —        | —       | —       | —         | —         | 23,056    | 22,304    | 76,113    | 33,193    | 2,39,354  |
| Bars copper wire (Electrolytic) . . . . . Cwts.  | 3,195    | 1,003   | 18      | 6,533     | 303       | 1,10,027  | 29,117    | 613       | 1,65,693  | 27,790    |
| <b>Total Electric wires and cables</b> . . . . . Value                                 | —        | —       | —       | —         | —         | 1,99,325  | 70,864    | 94,650    | 2,31,010  | 3,00,456  |

No. 13—continued

NORTH AMERICA—UNITED STATES—continued

IMPORTS THEREFROM—continued

| ARTICLES   | QUANTITY  |           |            |            |            | VALUE     |           |           |           |           |
|--|-----------|-----------|------------|------------|------------|-----------|-----------|-----------|-----------|-----------|
|  | 1931-32   | 1932-33   | 1933-34    | 1934-35    | 1935-36    | 1931-32   | 1932-33   | 1933-34   | 1934-35   | 1935-36   |
| <b>INSTRUMENTS, APPARATUS, AND APPLIANCES, AND PARTS THEREOF—continued</b>             |           |           |            |            |            |           |           |           |           |           |
| Electrical, including telegraph and telephone apparatus, not being machinery—continued |           |           |            |            |            |           |           |           |           |           |
| Telegraph and telephone instruments and apparatus . . . . . Value                      | —         | —         | —          | —          | —          | 24,273    | 21,843    | 10,307    | 21,020    | 24,101    |
| Electric lamps and parts thereof—  |           |           |            |            |            |           |           |           |           |           |
| Electric glow lamps—   |           |           |            |            |            |           |           |           |           |           |
| Gas filled electric bulbs . . . . . No.  | 11,408    | 7,532     | 14,360     | 23,546     | 19,023     | 37,850    | 13,180    | 30,433    | 32,724    | 30,502    |
| Vacuum electric bulbs . . . . . "  | 12,550    | 10,503    | 03,220     | 232,693    | 152,167    | 3,550     | 7,432     | 11,580    | 21,233    | 20,303    |
| Electric bulbs for automobiles . . . . . "   | 69,600    | 59,699    | 40,175     | 103,439    | 171,132    | 12,113    | 18,520    | 9,441     | 25,162    | 24,805    |
| Electric bulbs for torches . . . . . "   | 454,766   | 786,913   | 1,456,462  | 1,780,737  | 1,993,004  | 63,439    | 1,17,313  | 1,27,310  | 1,66,775  | 1,72,406  |
| Wireless valves . . . . . "  | 3,733     | 1,973     | 4,754      | 4,087      | 9,510      | 10,173    | 7,242     | 9,637     | 7,893     | 13,036    |
| Other sorts . . . . . "  | 74,638    | 20,495    | 95,942     | 136,515    | 333,979    | 1,73,333  | 60,591    | 1,03,096  | 2,49,515  | 4,02,703  |
| Parts and accessories . . . . . Value  | —         | —         | —          | —          | —          | 4,50,514  | 4,30,037  | 3,14,133  | 3,36,931  | 3,54,549  |
| Batteries . . . . . "  | —         | —         | —          | —          | —          | 7,15,830  | 7,15,265  | 3,16,433  | 10,29,696 | 10,04,514 |
| Carbonic electric (including furnace electrodes) . . . . . "                           | —         | —         | —          | —          | —          | 5,206     | 10,310    | 22,703    | 16,231    | 40,776    |
| Accumulators (including parts) . . . . . "   | —         | —         | —          | —          | —          | 41,731    | 72,079    | 503       | ..        | 50        |
| Electric lighting accessories and fittings (including switches) . . . . . "            | —         | —         | —          | —          | —          | 69,172    | 6,873     | 42,560    | 20,731    | 35,933    |
| Electrical instruments (other than telegraphic and telephonic)—                        |           |           |            |            |            |           |           |           |           |           |
| Meters . . . . . "   | —         | —         | —          | —          | —          | 33,512    | 7,035     | 10,050    | 9,332     | 16,509    |
| Others . . . . . "   | —         | —         | —          | —          | —          | 50,052    | 33,241    | 1,07,473  | 52,171    | 53,163    |
| Electro-medical apparatus (including X-ray apparatus) . . . . . "                      | —         | —         | —          | —          | —          | 34,943    | 1,23,070  | 74,562    | 93,033    | 1,16,023  |
| Switch boards (other than telegraph and telephone) . . . . . "                         | —         | —         | —          | —          | —          | 252       | 236       | ..        | ..        | 14,671    |
| Electrical goods and apparatus not enumerated . . . . . "                              | —         | —         | —          | —          | —          | 9,85,372  | 3,50,656  | 5,21,734  | 5,53,730  | 4,53,244  |
| <b>Total Electrical Instruments</b> . . . . . "  | —         | —         | —          | —          | —          | 30,20,939 | 23,59,313 | 23,92,967 | 30,59,470 | 33,27,122 |
| <b>Musical—</b>  |           |           |            |            |            |           |           |           |           |           |
| Talking machines and accessories—  |           |           |            |            |            |           |           |           |           |           |
| Talking machines . . . . . No.   | 166       | 142       | 53         | 124        | 237        | 33,740    | 32,297    | 7,093     | 22,513    | 13,233    |
| Records . . . . . "  | 12,204    | 1,931     | 10,010     | 9,652      | 25,343     | 15,145    | 1,850     | 4,353     | 6,947     | 15,139    |
| Accessories . . . . . Value  | —         | —         | —          | —          | —          | 17,534    | 6,737     | 2,907     | 6,400     | 6,006     |
| <b>Total Talking machines and accessories</b> . . . . . "                              | —         | —         | —          | —          | —          | 66,419    | 40,884    | 14,353    | 35,865    | 34,413    |
| Other sorts, including parts of musical instruments . . . . . "                        | —         | —         | —          | —          | —          | 60,572    | 13,732    | 14,431    | 13,162    | 10,770    |
| <b>Total Musical Instruments</b> . . . . . "   | —         | —         | —          | —          | —          | 1,27,041  | 59,066    | 28,839    | 54,027    | 45,183    |
| <b>Optical</b> . . . . . "   | —         | —         | —          | —          | —          | 10,333    | 19,532    | 9,120     | 21,990    | 27,304    |
| <b>Photographic—</b>   |           |           |            |            |            |           |           |           |           |           |
| <b>Cinematograph Films—</b>  |           |           |            |            |            |           |           |           |           |           |
| Raw . . . . . Length in feet   | 5,055,257 | 1,901,611 | 5,339,412  | 6,672,323  | 3,532,733  | 2,41,332  | 1,02,557  | 2,36,255  | 2,33,136  | 3,04,012  |
| Exposed . . . . . "  | 4,420,021 | 4,534,647 | 5,027,961  | 4,550,024  | 5,015,017  | 11,13,579 | 12,13,720 | 17,93,536 | 15,55,695 | 19,36,039 |
| <b>Total Cinematograph films</b> . . . . . "   | 9,475,278 | 6,436,258 | 11,797,373 | 11,231,347 | 13,545,755 | 13,59,911 | 13,16,316 | 20,31,841 | 17,93,831 | 19,40,101 |
| Other than Cinematograph films . . . . . Value   | —         | —         | —          | —          | —          | 10,24,633 | 7,97,391  | 6,81,955  | 6,32,701  | 3,70,340  |
| <b>Total Photographic Instruments</b> . . . . . "                                      | —         | —         | —          | —          | —          | 23,84,544 | 21,13,707 | 27,13,796 | 23,26,532 | 23,10,441 |
| <b>Scientific</b> . . . . . "  | —         | —         | —          | —          | —          | 1,46,410  | 59,292    | 63,333    | 30,610    | 31,472    |
| <b>Surgical</b> . . . . . "  | —         | —         | —          | —          | —          | 1,66,072  | 1,23,205  | 13,240    | 1,12,733  | 1,25,999  |
| <b>Wireless apparatus</b> . . . . . "  | —         | —         | —          | —          | —          | 35,492    | 61,257    | 1,73,944  | 3,30,343  | 12,42,627 |
| <b>Other kinds</b> . . . . . "   | —         | —         | —          | —          | —          | 3,93,042  | 2,33,633  | 2,44,991  | 4,07,933  | 5,59,447  |
| <b>Total Instruments, Apparatus and Appliances and parts thereof</b> . . . . . "       | —         | —         | —          | —          | —          | 63,39,433 | 53,35,145 | 57,25,235 | 72,33,303 | 37,20,100 |



NORTH AMERICA—UNITED STATES—continued

IMPORTS THEREFROM—continued

| ARTICLES  | QUANTITY |         |         |         |         | VALUE     |           |           |           |           |
|---|----------|---------|---------|---------|---------|-----------|-----------|-----------|-----------|-----------|
|   | 1931-32  | 1932-33 | 1933-34 | 1934-35 | 1935-36 | 1931-32   | 1932-33   | 1933-34   | 1934-35   | 1935-36   |
| <b>JEWELLERY (excluding IMITATION JEWELLERY AND PEARLS UNSET), ALSO PLATE OF GOLD AND SILVER—</b> |          |         |         |         |         |           |           |           |           |           |
| Plate of gold and silver . . . Value  | —        | —       | —       | —       | —       | 10,014    | 4,615     | 2,150     | 1,866     | 1,601     |
| Ido . . . Cwts.   | 101      | 2       | 7       | ..      | ..      | 11,757    | 445       | 388       | ..        | ..        |
| <b>LEATHERS—</b>  |          |         |         |         |         |           |           |           |           |           |
| Hides, tanned or dressed . . . Tons   | 0        | 3       | 5       | 2       | ..      | 50,018    | 37,236    | 17,466    | 16,308    | 4,987     |
| Ido . . . No.   | —3,075   | —2,089  | —599    | —1,154  | —242    |           |           |           |           |           |
| Skins, tanned or dressed . . . Tons   | 40       | 64      | 84      | 83      | 60      | 4,48,280  | 3,63,055  | 6,13,709  | 5,85,538  | 4,66,601  |
| Ido . . . No.   | —48,310  | —67,442 | —82,542 | —83,512 | —70,043 |           |           |           |           |           |
| Total Hides and skins, tanned or dressed . . . Tons   | 40       | 67      | 89      | 85      | 60      | 4,98,298  | 7,00,291  | 6,31,175  | 6,02,846  | 4,71,588  |
| Ido . . . No.   | —52,485  | —70,431 | —84,141 | —84,666 | —70,285 |           |           |           |           |           |
| Unwrought . . . Cwts.   | 477      | 338     | 1,440   | 9,804   | 6,612   | 3,58,204  | 1,54,205  | 82,482    | 2,32,559  | 2,30,627  |
| Leather cloth (including artificial leather) . . . Sq. yards                                      | 120,240  | 230,080 | 146,636 | 204,750 | 191,917 | 84,168    | 90,581    | 78,197    | 81,452    | 71,591    |
| Manufactures (excluding boots and shoes and belting for machinery) . . . Value                    | —        | —       | —       | —       | —       | 3,01,738  | 1,51,002  | 47,280    | 70,029    | 1,01,012  |
| Total Leather . . .   | —        | —       | —       | —       | —       | 10,37,463 | 10,06,129 | 8,39,184  | 9,77,984  | 10,30,913 |
| <b>LIQUORS, including DENATURATED AND PERFUMED SPIRITS—</b>                                       |          |         |         |         |         |           |           |           |           |           |
| Spirit—   |          |         |         |         |         |           |           |           |           |           |
| Liquors . . . Gals.   | 729      | 637     | 568     | 497     | 822     | 25,799    | 23,763    | 19,043    | 15,584    | 22,514    |
| Spirit, present in drugs, medicines, or chemicals . . .   | 42,465   | 45,687  | 42,975  | 41,348  | 49,130  | 13,36,900 | 14,84,487 | 13,37,742 | 12,48,134 | 14,60,213 |
| Other sorts of spirit . . .   | 3,056    | 1,271   | 1,601   | 4,091   | 3,142   | 40,240    | 54,939    | 38,518    | 70,310    | 84,459    |
| Total Spirit . . .  | 45,250   | 47,595  | 45,144  | 46,436  | 58,144  | 14,08,939 | 15,63,179 | 13,95,303 | 13,84,578 | 15,70,685 |
| Other sorts of liquors . . .  | 236      | ..      | 128     | 2,786   | 1,987   | 1,478     | ..        | 472       | 9,129     | 4,738     |
| Total Liquors . . .   | 45,486   | 47,595  | 45,270  | 49,221  | 60,131  | 14,10,417 | 15,63,179 | 13,95,775 | 13,93,707 | 15,75,423 |
| <b>MACHINERY AND MILLWORK—</b>  |          |         |         |         |         |           |           |           |           |           |
| Prime-movers (other than electrical)—   |          |         |         |         |         |           |           |           |           |           |
| Locomotives (including those for railways)—   |          |         |         |         |         |           |           |           |           |           |
| Parts of oil engines . . . Value  | —        | —       | —       | —       | —       | 3,264     | 12,922    | 1,472     | 895       | 6,065     |
| Parts of Steam Engines . . .  | —        | —       | —       | —       | —       | 6,475     | 18,088    | 2,469     | 55,137    | 1,07,471  |
| Railway locomotives, Engines, tenders and parts thereof . . .                                     | —        | —       | —       | —       | —       | 1,20,015  | 62,128    | 2,20,387  | 79,828    | 55,444    |
| Others . . .  | —        | —       | —       | —       | —       | 11,212    | 3,952     | 20,078    | 20,342    | 14,981    |
| Other than Locomotives—   |          |         |         |         |         |           |           |           |           |           |
| Gas Engines . . . No.   | 22       | 10      | 10      | 6       | 14      | 40,828    | 6,509     | 3,470     | 62,176    | 2,411     |
| Parts of Gas Engines . . . Value  | —        | —       | —       | —       | —       | 1,83,134  | 4,504     | 5,683     | 2,306     | 5,442     |
| Oil Engines (a) . . . No.   | 91       | 62      | 91      | 74      | —       | 29,718    | 22,066    | 24,766    | 31,654    | —         |
| For marine purposes (b) . . .   | —        | —       | —       | —       | 0       | —         | —         | —         | —         | 5,070     |
| Others (b) . . .  | —        | —       | —       | —       | 98      | —         | —         | —         | —         | 27,211    |
| Parts of Oil Engines . . . Value  | —        | —       | —       | —       | —       | 22,810    | 23,243    | 30,416    | 37,541    | 30,627    |
| Parts of Steam Engines . . .  | —        | —       | —       | —       | —       | 26,117    | 3,858     | 7,619     | 15,099    | 31,670    |
| Others . . .  | —        | —       | —       | —       | —       | 4,200     | 916       | 343       | 7,524     | 46,033    |
| Total Prime-movers (other than electrical) . . .  | —        | —       | —       | —       | —       | 4,68,068  | 1,58,876  | 3,32,198  | 3,14,392  | 3,25,097  |

(a) Sub-divided from 1935-36.  
 (b) Separately recorded from 1935-36.

## No. 13—continued

## NORTH AMERICA—UNITED STATES—continued

## IMPORTS THEREFROM—continued

| ARTICLES  | QUANTITY |         |         |         |         | VALUE       |           |           |             |             |
|---|----------|---------|---------|---------|---------|-------------|-----------|-----------|-------------|-------------|
|   | 1931-32  | 1932-33 | 1933-34 | 1934-35 | 1935-36 | 1931-32     | 1932-33   | 1933-34   | 1934-35     | 1935-36     |
|   |          |         |         |         |         | R           | R         | R         | R           | R           |
| <b>MACHINERY AND MILLWORK—</b><br><i>continued</i>  |          |         |         |         |         |             |           |           |             |             |
| Electrical machinery of all kinds <i>not including</i> instruments, apparatus and appliances and parts thereof— |          |         |         |         |         |             |           |           |             |             |
| Control and switch gear Value   | —        | —       | —       | —       | —       | 1,98,675    | 2,00,915  | 1,78,593  | 2,93,707    | 4,87,488    |
| Generators, alternators, and dynamos . . . . .  | —        | —       | —       | —       | —       | 5,09,135    | 65,487    | 1,07,125  | 54,577      | 17,689      |
| Motors . . . . .  | —        | —       | —       | —       | —       | 2,42,955    | 3,57,745  | 1,59,073  | 4,27,068    | 4,59,410    |
| Transformers . . . . .  | —        | —       | —       | —       | —       | 2,64,180    | 3,23,422  | 1,89,221  | 78,887      | 52,415      |
| Turbo-generating sets . . . . .   | —        | —       | —       | —       | —       | 2,208       | 67,325    | 937       | 15,642      | 6,887       |
| Others . . . . .  | —        | —       | —       | —       | —       | 24,26,495   | 4,70,956  | 10,64,460 | 3,27,131    | 6,09,826    |
| Total Electrical machinery of all kinds, etc. . . . .   | —        | —       | —       | —       | —       | 26,43,648   | 15,87,309 | 19,99,409 | 11,07,012   | 16,23,710   |
| Machinery, <i>not being</i> prime-movers or electrical machinery—   |          |         |         |         |         |             |           |           |             |             |
| Agricultural machinery . . . . .  | —        | —       | —       | —       | —       | 2,99,282    | 3,21,389  | 4,76,979  | 4,08,711    | 4,01,811    |
| Boilers . . . . .   | —        | —       | —       | —       | —       | 31,620      | 19,729    | 32,782    | 70,707      | 18,732      |
| Leather tanning and curing machinery . . . . .  | —        | —       | —       | —       | —       | 2,984       | 3,787     | 3,657     | 14,834      | 8,029       |
| Metal working machinery ( <i>including</i> machine tools) . . . . .   | —        | —       | —       | —       | —       | 1,74,730    | 1,13,486  | 82,882    | 2,71,090    | 1,40,453    |
| Mining machinery—   |          |         |         |         |         |             |           |           |             |             |
| Coal . . . . .  | —        | —       | —       | —       | —       | 1,16,879    | 20,280    | 26,520    | 26,090      | 49,844      |
| Other sorts . . . . .   | —        | —       | —       | —       | —       | 17,92,020   | 10,78,320 | 9,60,422  | 20,75,462   | 11,05,053   |
| Oil crushing and refining machinery . . . . .   | —        | —       | —       | —       | —       | 7,03,570    | 1,16,060  | 2,57,051  | 1,88,612    | 3,27,022    |
| Paper mill machinery . . . . .  | —        | —       | —       | —       | —       | 1,727       | 3,028     | 90,317    | 38,020      | 14,598      |
| Pumping machinery (a) . . . . .   | —        | —       | —       | —       | —       | —           | —         | 3,40,827  | 5,22,399    | 5,36,268    |
| Refrigerating machinery . . . . .   | —        | —       | —       | —       | —       | 8,48,806    | 7,05,608  | 7,65,778  | 8,12,147    | 9,60,508    |
| Rice and flour mill machinery . . . . .   | —        | —       | —       | —       | —       | 1,04,824    | 69,695    | 66,980    | 87,320      | 70,764      |
| Saw mill and wood working machinery . . . . .   | —        | —       | —       | —       | —       | 38,873      | 15,749    | 12,302    | 10,345      | 19,465      |
| Sewing and knitting machines, and parts thereof—  |          |         |         |         |         |             |           |           |             |             |
| Sewing and knitting machines . . . . . No.  | 96       | 297     | 331     | 468     | 307     | 29,120      | 1,10,060  | 91,785    | 1,08,002    | 61,000      |
| Parts of sewing and knitting machines and accessories . Value   | —        | —       | —       | —       | —       | 3,320       | 5,235     | 12,254    | 25,616      | 18,236      |
| Sugar machinery . . . . .   | —        | —       | —       | —       | —       | 27,382      | 19,374    | 22,031    | 70,389      | 1,13,640    |
| Textile machinery—  |          |         |         |         |         |             |           |           |             |             |
| Cotton—   |          |         |         |         |         |             |           |           |             |             |
| Bleaching and dyeing machinery . . . . .  | —        | —       | —       | —       | —       | 629         | 13,568    | 1,401     | 543         | ..          |
| Spinning machinery . . . . .  | —        | —       | —       | —       | —       | 2,32,353    | 2,69,888  | 2,01,705  | 84,267      | 1,51,724    |
| Weaving machinery . . . . .   | —        | —       | —       | —       | —       | 23,625      | 98,051    | 10,229    | 42,252      | 64,216      |
| Other sorts . . . . .   | —        | —       | —       | —       | —       | 1,40,552    | 3,765     | 26,346    | 1,53,181    | 68,894      |
| Jute . . . . .  | —        | —       | —       | —       | —       | 11,916      | 14,658    | 1,987     | 13,289      | 8,71,769    |
| Other sorts of textile machinery . . . . .  | —        | —       | —       | —       | —       | 54,184      | 6,102     | 13,387    | 63,712      | 17,782      |
| Total Textile machinery . . . . .   | —        | —       | —       | —       | —       | 4,64,359    | 4,00,972  | 2,55,055  | 3,77,244    | 11,74,385   |
| Typewriters—  |          |         |         |         |         |             |           |           |             |             |
| Typewriters . . . . . No.   | 6,557    | 3,580   | 5,499   | 14,487  | 13,075  | 8,85,826    | 5,07,334  | 6,02,087  | 15,09,867   | 14,96,446   |
| Parts and accessories, Value  | —        | —       | —       | —       | —       | 2,58,205    | 69,169    | 1,25,621  | 1,39,855    | 70,819      |
| Other sorts of machinery ( <i>excluding</i> printing machinery) . . . . .                                       | —        | —       | —       | —       | —       | 23,15,225   | 23,02,315 | 18,10,525 | 32,08,215   | 31,61,257   |
| Total Machinery and Millwork . . . . .  | —        | —       | —       | —       | —       | 1,22,11,674 | 81,11,596 | 80,38,140 | 1,14,76,889 | 1,17,13,001 |

(a) Separately recorded from 1933-34.

No. 13—continued  
 NORTH AMERICA—UNITED STATES—continued  
 IMPORTS THEREFROM—continued

| ARTICLES  | QUANTITY      |               |               |               |               | VALUE           |                 |                 |                  |                  |
|---|---------------|---------------|---------------|---------------|---------------|-----------------|-----------------|-----------------|------------------|------------------|
|   | 1931-32       | 1932-33       | 1933-34       | 1934-35       | 1935-36       | 1931-32         | 1932-33         | 1933-34         | 1934-35          | 1935-36          |
| <b>MANURES (excluding OIL CAKE)—</b>                                  |               |               |               |               |               |                 |                 |                 |                  |                  |
| <b>Nitrogenous—</b>   |               |               |               |               |               |                 |                 |                 |                  |                  |
| Nitrate of Soda . . . Tons  | 205           | ..            | ..            | 395           | ..            | 82,527          | ..              | ..              | 84,865           | ..               |
| Sulphate of Ammonia . . "   | ..            | ..            | 250           | 670           | 160           | ..              | ..              | 22,500          | 57,076           | 10,776           |
| Phosphatic . . . "  | ..            | ..            | 200           | ..            | ..            | ..              | ..              | 23,000          | ..               | ..               |
| <b>Compounds—</b>   |               |               |               |               |               |                 |                 |                 |                  |                  |
| Ammonium Phosphate. . "   | 20            | 260           | 25            | 819           | 825           | 4,552           | 40,434          | 3,030           | 1,15,717         | 1,11,002         |
| Other Kinds . . . "   | ..            | ..            | ..            | ..            | 190           | 210             | ..              | ..              | 119              | 17,371           |
| <b>Total Manures . . . "</b>  | <b>315</b>    | <b>260</b>    | <b>475</b>    | <b>1,884</b>  | <b>1,085</b>  | <b>37,229</b>   | <b>40,434</b>   | <b>49,780</b>   | <b>2,08,377</b>  | <b>1,45,748</b>  |
| <b>MINERALS AND ORES—</b>   |               |               |               |               |               |                 |                 |                 |                  |                  |
| <b>Aluminium—</b>   |               |               |               |               |               |                 |                 |                 |                  |                  |
| <b>Wrought—</b>   |               |               |               |               |               |                 |                 |                 |                  |                  |
| Circles . . . Cwts.   | 4,354         | 551           | 681           | 1,908         | 19            | 3,09,527        | 45,521          | 50,208          | 1,19,524         | 1,357            |
| Sheets . . . "  | 237           | 62            | ..            | 115           | 38            | 15,283          | 4,358           | ..              | 6,843            | 3,334            |
| Other manufactures . . "  | 195           | 42            | 95            | 186           | 84            | 14,777          | 4,961           | 9,905           | 18,221           | 13,006           |
| <b>Total Aluminium . . . "</b>  | <b>4,786</b>  | <b>655</b>    | <b>776</b>    | <b>2,209</b>  | <b>141</b>    | <b>3,39,587</b> | <b>54,840</b>   | <b>60,113</b>   | <b>1,44,588</b>  | <b>17,697</b>    |
| <b>Brass, Bronze, and similar alloys and manufactures thereof—</b>    |               |               |               |               |               |                 |                 |                 |                  |                  |
| <b>Unwrought . . . "</b>  |               |               |               |               |               |                 |                 |                 |                  |                  |
| ..  | ..            | ..            | 200           | ..            | ..            | ..              | ..              | 5,197           | ..               | ..               |
| <b>Wrought—</b>   |               |               |               |               |               |                 |                 |                 |                  |                  |
| Rods . . . "  | 22            | ..            | 7             | ..            | 503           | 1,377           | ..              | 562             | 36               | 13,333           |
| Others . . . "  | 393           | 172           | 233           | 433           | 442           | 32,210          | 11,780          | 11,766          | 15,411           | 17,976           |
| <b>Total Brass, Bronze, etc. . . "</b>                                | <b>415</b>    | <b>172</b>    | <b>440</b>    | <b>433</b>    | <b>945</b>    | <b>34,087</b>   | <b>11,780</b>   | <b>17,525</b>   | <b>15,447</b>    | <b>30,314</b>    |
| <b>Copper—</b>  |               |               |               |               |               |                 |                 |                 |                  |                  |
| <b>Old for remanufacture . . . "</b>                                  |               |               |               |               |               |                 |                 |                 |                  |                  |
| ..  | 1,750         | ..            | ..            | ..            | 2             | 55,056          | ..              | 12              | ..               | 50               |
| <b>Unwrought . . . "</b>  |               |               |               |               |               |                 |                 |                 |                  |                  |
| ..  | 716           | 500           | 5,124         | 4,375         | 7,702         | 33,913          | 20,906          | 1,49,483        | 1,07,765         | 1,97,468         |
| <b>Wrought—</b>   |               |               |               |               |               |                 |                 |                 |                  |                  |
| Rods . . . "  | 3,006         | 18,012        | 9,511         | 17,284        | 31,525        | 2,71,408        | 4,15,453        | 2,08,996        | 4,40,552         | 3,14,306         |
| Sheets . . . "  | 7,020         | 20            | 1,001         | 76,366        | 32,301        | 3,05,870        | 932             | 21,725          | 19,99,044        | 3,75,072         |
| Wire, excluding wire of telegraph and telephone . . . "               | 751           | 1             | 2             | 8             | 28            | 17,033          | 433             | 59              | 459              | 2,314            |
| Other manufactures . . . "  | 2,028         | 22            | 34            | 50            | 71            | 67,331          | 6,606           | 1,933           | 3,377            | 5,933            |
| <b>Total Copper (excluding Ore) . . . "</b>                           | <b>20,263</b> | <b>13,556</b> | <b>15,672</b> | <b>93,533</b> | <b>71,629</b> | <b>7,51,305</b> | <b>4,44,445</b> | <b>3,32,263</b> | <b>25,51,697</b> | <b>18,95,393</b> |
| German silver (including nickel silver) . . . "                       | 82            | ..            | 330           | ..            | 500           | 2,595           | ..              | 9,333           | 194              | 57,501           |
| Steel . . . Tons  | 8             | 15            | 9             | 13            | 35            | 5,122           | 6,676           | 20,577          | 66,941           | 12,591           |
| <b>Iron or Steel—</b>   |               |               |               |               |               |                 |                 |                 |                  |                  |
| Bolts and nuts . . . "  | 61            | 32            | 44            | 37            | 43            | 60,726          | 42,239          | 40,032          | 63,244           | 33,551           |
| Fencing materials (including fencing wire) . . . "                    | 108           | 27            | 129           | 151           | 67            | 28,049          | 3,732           | 41,794          | 36,546           | 13,193           |
| Hoops and strips . . . "  | 427           | 33            | 10            | 12            | 441           | 33,294          | 5,477           | 2,409           | 4,209            | 53,353           |
| Nails, rivets, and washers (excluding wire nails) . . . "             | 13            | 5             | 6             | 9             | 8             | 16,471          | 13,353          | 7,297           | 7,254            | 7,733            |
| Pipes and fittings, cast . . . "                                      | 1             | 20            | 1             | 10            | 3             | 4,934           | 14,941          | 1,432           | 9,360            | 3,366            |
| Nails, chairs, and fish-plates (including those for railways) . . . " | 232           | ..            | 15            | 13            | 3,336         | 31,396          | ..              | 4,031           | 3,079            | 2,21,203         |
| <b>Sheets and plates—</b>   |               |               |               |               |               |                 |                 |                 |                  |                  |
| <b>Galvanized—</b>  |               |               |               |               |               |                 |                 |                 |                  |                  |
| Domesticated . . . "  | 103           | 5             | 22            | 33            | 7             | 46,711          | 3,074           | 10,192          | 13,511           | 2,723            |
| Plain . . . "   | ..            | 1             | 1             | 2             | ..            | 144             | 6               | 450             | 719              | ..               |

## No. 13—continued

## NORTH AMERICA—UNITED STATES—continued

## IMPORTS THEREFROM—continued

| ARTICLES   | QUANTITY   |            |            |            |            | VALUE       |             |             |             |           |
|--|------------|------------|------------|------------|------------|-------------|-------------|-------------|-------------|-----------|
|  | 1931-32    | 1932-33    | 1933-34    | 1934-35    | 1935-36    | 1931-32     | 1932-33     | 1933-34     | 1934-35     | 1935-36   |
| <b>METALS AND ORES—continued</b>   |            |            |            |            |            | R           | R           | R           | R           | R         |
| <b>Iron or Steel—continued</b>   |            |            |            |            |            |             |             |             |             |           |
| <b>Sheets and Plates—contd.</b>  |            |            |            |            |            |             |             |             |             |           |
| <b>Tinned—</b>   |            |            |            |            |            |             |             |             |             |           |
| Tinplates . . . Tons   | 148        | ..         | 218        | 234        | 154        | 45,119      | ..          | 56,840      | 59,173      | 49,744    |
| Not galvanized or<br>tinned . . . "  | 6          | 13         | ..         | 1          | ..         | 2,717       | 3,493       | ..          | 349         | 82        |
| <b>Total Sheets and Plates</b> "   | 252        | 19         | 241        | 270        | 161        | 94,691      | 6,573       | 67,482      | 73,752      | 52,549    |
| <b> Tubes, pipes and fittings, wrought</b> . "   | 3,191      | 1,923      | 1,794      | 1,323      | 609        | 8,56,775    | 4,72,537    | 4,19,212    | 4,16,300    | 2,20,897  |
| <b>Wire rope—</b>  |            |            |            |            |            |             |             |             |             |           |
| Black . . . "  | 29         | 4          | 11         | 3          | 40         | 49,543      | 5,137       | 5,944       | 2,325       | 23,920    |
| Galvanized . . . "   | 2          | 1          | 2          | 6          | 26         | 1,039       | 672         | 662         | 3,422       | 17,558    |
| <b>Wire, other than fencing<br/>  wire</b> . . . "   | 94         | ..         | 103        | 35         | 8          | 17,409      | 1,181       | 16,335      | 6,519       | 1,610     |
| <b>Other manufactures<br/>  of iron or steel</b> . . . "   | 305        | 84         | 126        | 212        | 132        | 1,48,827    | 59,630      | 41,810      | 68,402      | 36,522    |
| <b>Total Iron or Steel</b> "   | 5,215      | 2,148      | 2,433      | 2,634      | 5,424      | 14,13,784   | 6,21,577    | 6,48,628    | 6,95,412    | 7,45,715  |
| <b>Quicksilver</b> . . . lbs.  | 310        | ..         | 305        | 37         | 7          | 1,604       | ..          | 2,435       | 105         | 54        |
| <b>Zinc or spelter</b> . . . Cwts.   | 43,736     | 56,717     | 36,823     | 116,241    | 66,071     | 4,62,312    | 5,83,633    | 4,10,561    | 11,76,319   | 6,25,327  |
| <b>Other metals</b> . . . Tons   | 65         | 22         | 54         | 75         | 25         | 53,463      | 43,063      | 1,37,716    | 67,099      | 1,23,399  |
| <b>Total Metals (excluding Ores)</b> "   | 8,771      | 5,740      | 5,251      | 18,600     | 12,449     | 30,54,164   | 17,76,013   | 16,85,656   | 47,16,302   | 34,74,496 |
| <b>MICA</b> . . . Cwts.  | 20         | 103        | 132        | 43         | 65         | 5,176       | 3,886       | 11,022      | 4,754       | 3,193     |
| <b>OILS—</b>   |            |            |            |            |            |             |             |             |             |           |
| <b>Animal</b> . . . Gall   | 93         | 1,231      | 243        | 332        | 36         | 363         | 313         | 196         | 1,234       | 144       |
| <b>Essential</b> . . . "   | 163        | 139        | 232        | 3,049      | 3,723      | 6,204       | 2,257       | 2,103       | 20,432      | 22,892    |
| <b>Mineral—</b>  |            |            |            |            |            |             |             |             |             |           |
| <b>Fuel Oils</b> . . . "   | 2,339,204  | 1,376,393  | 239,433    | 308,000    | 3,033      | 6,20,392    | 3,73,356    | 1,01,603    | 1,16,371    | 953       |
| <b>Kerosene—</b>   |            |            |            |            |            |             |             |             |             |           |
| In bulk . . . "  | 12,302,337 | 3,704,031  | 1,037,742  | 301,095    | 100,131    | 62,35,303   | 10,24,333   | 4,47,903    | 1,46,343    | 37,574    |
| In tins . . . "  | 7,559,630  | 970,673    | 1,227,207  | 557,001    | 230,311    | 64,66,279   | 7,53,739    | 9,01,041    | 4,07,642    | 2,07,460  |
| <b>Total Kerosene</b> . . . "  | 20,362,017 | 3,674,709  | 2,264,949  | 858,096    | 330,442    | 1,27,01,582 | 17,78,072   | 13,48,944   | 5,53,985    | 2,95,034  |
| <b>Lubricating oils—</b>   |            |            |            |            |            |             |             |             |             |           |
| Batching oils . . . "  | 3,426,596  | 5,331,362  | 5,321,060  | 5,500,932  | 6,815,241  | 17,50,443   | 31,37,339   | 27,03,425   | 25,55,444   | 19,02,305 |
| Other lubricating oils . . . "   | 7,207,423  | 6,094,793  | 7,934,377  | 7,553,303  | 3,203,295  | 30,60,555   | 74,24,937   | 72,43,370   | 66,70,733   | 69,23,017 |
| <b>Total Lubricating oils</b> . . . "  | 10,634,019 | 11,426,155 | 13,255,437 | 13,054,235 | 10,018,536 | 48,11,000   | 106,62,276  | 99,46,795   | 92,26,177   | 88,25,322 |
| <b>Petroleum, dangerous<br/>  flashing below 70°<br/>  F. including petrol,<br/>  benzine and benzol</b> . . . " | 9,391,303  | 39,733     | ..         | 35,440     | ..         | 79,47,334   | 43,377      | ..          | 32,477      | ..        |
| <b>Paints, Solutions and<br/>  compositions, dangerous<br/>  flashing below 70° F.</b> . . . "                   | 23,143     | 17,303     | 44,567     | 93,339     | 33,077     | 1,35,435    | 1,10,393    | 2,09,453    | 2,99,220    | 3,63,633  |
| <b>White Oil</b> . . . "   | 45         | ..         | 325        | 1,312      | 24,335     | 59          | ..          | 2,046       | 933         | 21,543    |
| <b>Other kinds</b> . . . "   | 239,302    | 134,032    | 203,043    | 163,173    | 166,203    | 3,03,303    | 2,33,161    | 1,79,333    | 1,51,667    | 1,73,067  |
| <b>Total Mineral oils</b> . . . "  | 43,433,333 | 16,719,315 | 16,613,759 | 14,552,300 | 16,032,323 | 3,15,64,313 | 1,31,11,190 | 1,13,36,211 | 1,03,30,450 | 96,79,062 |

NORTH AMERICA—UNITED STATES—continued

IMPORTS THEREFROM—continued

| ARTICLES   | QUANTITY  |           |           |           |           | VALUE       |             |             |             |             |
|--|-----------|-----------|-----------|-----------|-----------|-------------|-------------|-------------|-------------|-------------|
|  | 1931-32   | 1932-33   | 1933-34   | 1934-35   | 1935-36   | 1931-32     | 1932-33     | 1933-34     | 1934-35     | 1935-36     |
| <b>OILS—continued</b>  |           |           |           |           |           | B           | B           | B           | B           | B           |
| Mineral grease including petroleum jelly . . . lbe.                          | 1,078,998 | 1,891,436 | 2,043,697 | 2,044,000 | 3,342,625 | 3,07,296    | 4,42,239    | 4,87,634    | 4,34,150    | 5,22,871    |
| Vegetable, non-essential. Gals.  | 7,136     | 9,859     | 4,517     | 698       | 2,164     | 19,262      | 26,563      | 9,547       | 1,864       | 4,856       |
| <b>Total Oils . . . Value</b>  |           |           |           |           |           | 3,19,87,538 | 1,35,83,087 | 1,23,85,696 | 1,03,38,180 | 1,02,20,824 |
| <b>OIL-CLOTH AND FLOOR-CLOTH . . . Sq. yards</b>                             | 299,792   | 310,700   | 215,425   | 1185,849  | 205,368   | 1,86,237    | 2,05,238    | 1,03,862    | 1,06,100    | 1,17,452    |
| <b>PACKING—ENGINE AND BOILER—OF ALL KINDS excluding ASBESTOS . . . Value</b> |           |           |           |           |           | 16,221      | 10,562      | 8,911       | 18,073      | 21,610      |
| <b>PAINTS AND PAINTERS' MATERIALS—</b>                                       |           |           |           |           |           |             |             |             |             |             |
| <b>Paints and Colours—</b>   |           |           |           |           |           |             |             |             |             |             |
| Graphite . . . Cwts.   | 443       | 410       | 317       | 409       | 693       | 27,928      | 23,348      | 11,254      | 14,128      | 20,999      |
| White lead . . . "   | ..        | ..        | ..        | 10        | 1,907     | ..          | ..          | ..          | 349         | 31,303      |
| <b>Other sorts—</b>  |           |           |           |           |           |             |             |             |             |             |
| Coloured dry . . . "   | 1,331     | 2,448     | 2,993     | 2,292     | 3,227     | 41,346      | 69,681      | 73,810      | 69,984      | 83,747      |
| Coloured moist . . . "   | 4,167     | 1,935     | 2,337     | 2,503     | 2,608     | 2,12,647    | 1,51,693    | 1,37,466    | 1,58,679    | 1,77,321    |
| Other sorts of Paints and Colours . . . "                                    | 700       | 46        | 174       | 153       | 114       | 8,934       | 2,899       | 4,437       | 3,884       | 6,705       |
| <b>Total Paints and Colours B</b>  | 6,646     | 4,889     | 5,821     | 5,367     | 8,549     | 3,90,855    | 2,47,616    | 2,27,023    | 2,47,024    | 3,25,074    |
| <b>Painters' Materials (other than paints and colours)—</b>                  |           |           |           |           |           |             |             |             |             |             |
| Genuine Turpentine . . . "   | 80        | 45        | 477       | 954       | 471       | 2,190       | 1,461       | 13,952      | 24,774      | 11,539      |
| <b>Varnishes—</b>  |           |           |           |           |           |             |             |             |             |             |
| Enamels . . . "  | 287       | 167       | 187       | 60        | 20        | 22,085      | 20,711      | 17,203      | 8,280       | 2,244       |
| Other kinds . . . "  | 471       | 244       | 203       | 233       | 199       | 43,163      | 27,190      | 23,601      | 19,781      | 23,488      |
| Other kinds of Painters' Materials . . . Value                               | —         | —         | —         | —         | —         | 88,568      | 17,818      | 19,745      | 62,012      | 23,207      |
| <b>Total Painters' Materials, etc. . . "</b>                                 | —         | —         | —         | —         | —         | 1,06,912    | 67,180      | 74,561      | 1,14,847    | 65,478      |
| <b>Total Paints and Painters' Materials . . . "</b>                          | —         | —         | —         | —         | —         | 3,97,767    | 3,14,796    | 3,01,584    | 3,61,871    | 3,90,552    |
| <b>PAPER AND PASTEBOARD—</b>   |           |           |           |           |           |             |             |             |             |             |
| <b>Paper—</b>  |           |           |           |           |           |             |             |             |             |             |
| Packing and wrapping paper—  |           |           |           |           |           |             |             |             |             |             |
| Manilla machine glazed or unglazed and sulphite envelope (b) . . . Cwts.     | —         | —         | —         | —         | 1,091     | —           | —           | —           | —           | 11,013      |
| Other sorts (b) . . . "  | —         | —         | —         | —         | 153       | —           | —           | —           | —           | 4,099       |
| <b>Total Packing and wrapping paper (a) . . . "</b>                          | 625       | 645       | 255       | 1,006     | 1,244     | 12,990      | 18,960      | 3,957       | 21,359      | 15,112      |
| <b>Printing paper—</b>   |           |           |           |           |           |             |             |             |             |             |
| White printing paper other than machine glazed poster and litho—             |           |           |           |           |           |             |             |             |             |             |
| News printing (b) . . . "  | —         | —         | —         | —         | 2,172     | —           | —           | —           | —           | 19,823      |
| <b>Other sorts (b) . . . "</b>   | —         | —         | —         | —         | 1,030     | —           | —           | —           | —           | 30,635      |
| <b>Total Printing paper . . . "</b>  | 506       | 417       | 1,926     | 1,955     | 3,202     | 25,051      | 24,555      | 46,226      | 41,865      | 44,458      |
| <b>Writing paper and envelopes—</b>  |           |           |           |           |           |             |             |             |             |             |
| Other sorts of writing paper (b) . . . "                                     | —         | —         | —         | —         | —         | —           | —           | —           | —           | —           |
| Writing paper in large sheets (c) . . . "                                    | 3,840     | 344       | 1,251     | 820       | 2,664     | 1,03,103    | 29,931      | 34,024      | 23,940      | 53,123      |
| <b>Envelopes imported separately (c) . . . "</b>                             | 189       | 57        | 68        | 72        | —         | 14,097      | 7,742       | 4,037       | 5,704       | —           |
| Blotting paper (b) . . . "   | —         | —         | —         | —         | 629       | —           | —           | —           | —           | 16,923      |
| Old newspaper in bales and bags . . . "                                      | 171,131   | 120,299   | 94,459    | 83,594    | 48,498    | 7,03,194    | 5,57,823    | 4,02,577    | 3,47,580    | 1,70,001    |
| Other kinds of paper . . . "   | 1,298     | 1,945     | 813       | 1,042     | 646       | 1,24,376    | 77,275      | 48,790      | 69,994      | 74,440      |
| <b>Paper manufactures</b>  | 2,939     | 2,093     | 701       | 2,961     | 2,805     | 1,25,479    | 99,848      | 87,121      | 1,01,866    | 1,09,372    |
| <b>Pasteboard, mill board, and card-board of all kinds . . . "</b>           | 1,067     | 90        | 15        | 84        | 66        | 22,987      | 2,742       | 619         | 3,594       | 3,274       |
| <b>Total Paper and Pasteboard . . . "</b>                                    | 181,565   | 126,380   | 99,483    | 97,334    | 59,749    | 11,84,988   | 8,08,876    | 5,77,851    | 6,15,862    | 4,87,803    |

(a) Figures prior to 1935-36 relate to packing paper only.  
 (b) Separately recorded from 1935-36.  
 (c) Discontinued from 1935-36.

## No. 13—continued

## NORTH AMERICA—UNITED STATES—continued

## IMPORTS THEREFROM—continued

| ARTICLES   | QUANTITY |         |         |         |         | VALUE     |           |           |           |           |
|--|----------|---------|---------|---------|---------|-----------|-----------|-----------|-----------|-----------|
|  | 1931-32  | 1932-33 | 1933-34 | 1934-35 | 1935-36 | 1931-32   | 1932-33   | 1933-34   | 1934-35   | 1935-36   |
|  |          |         |         |         |         | R         | R         | R         | R         | R         |
| <b>PAPER-MAKING MATERIALS—</b>   |          |         |         |         |         |           |           |           |           |           |
| Pulp of wood . . . Cwt.  | 30,730   | 52,973  | 58,818  | 80,846  | 64,521  | 3,58,742  | 3,57,364  | 4,02,171  | 6,18,233  | 4,27,465  |
| PARAFFIN WAX . . . Tons  | 482      | 102     | 209     | 90      | 431     | 1,04,892  | 29,461    | 61,139    | 27,757    | 75,523    |
| PITCH AND TAR . . . Cwts.  | 680      | ..      | 36      | 463     | 4,325   | 5,471     | ..        | 675       | 4,426     | 15,403    |
| <b>PLANTS, LIVING (including bulbs and seeds for sowing) Value</b>                                   |          |         |         |         |         |           |           |           |           |           |
| Polishes—  |          |         |         |         |         | 48,932    | 50,950    | 28,139    | 35,648    | 22,345    |
| Polishes and compositions for application to leather   |          |         |         |         |         | 21,004    | 26,298    | 27,700    | 14,676    | 10,559    |
| Polishes and compositions for application to metals  |          |         |         |         |         | 25,500    | 16,651    | 29,550    | 15,001    | 12,438    |
| Wood polish . . . "  |          |         |         |         |         | 2,545     | 8,108     | 12,438    | 19,787    | 14,144    |
| Other kinds . . . "  |          |         |         |         |         | 30,626    | 62,100    | 61,522    | 68,040    | 79,954    |
| <b>PRECIOUS STONES AND PEARLS, UNSET—</b>  |          |         |         |         |         |           |           |           |           |           |
| Diamonds* . . . "  |          |         |         |         |         | ..        | ..        | 80,000    | ..        | 15,000    |
| Other precious stones . . . "  |          |         |         |         |         |           |           | 12,700    | 4,000     | ..        |
| Pearls . . . "   |          |         |         |         |         |           | 2,781     | 3,724     | 21,733    | 3,031     |
| <b>PRINTING AND LITHOGRAPHING MACHINERY AND MATERIALS (excluding PAPER)—</b>                         |          |         |         |         |         |           |           |           |           |           |
| Printing and lithographing presses . . . "   |          |         |         |         |         | 4,05,974  | 30,625    | 4,58,244  | 4,08,519  | 4,31,518  |
| Printing type . . . Cwts.  | 67       | 45      | 43      | 115     | 111     | 19,083    | 14,939    | 3,000     | 19,586    | 17,905    |
| Printers' and Lithographers' ink . . . Value   |          |         |         |         |         | 14,434    | 9,809     | 10,028    | 21,168    | 50,009    |
| Other materials . . . "  |          |         |         |         |         | 71,472    | 62,299    | 99,108    | 1,02,278  | 1,04,391  |
| Total Printing and Lithographing machinery, etc. . . "   |          |         |         |         |         | 6,00,969  | 1,57,663  | 5,75,380  | 5,51,546  | 6,49,823  |
| <b>PRINTS, ENGRAVINGS, AND PICTURES . . . "</b>  |          |         |         |         |         |           |           |           |           |           |
|  |          |         |         |         |         | 37,515    | 4,29,371  | 92,523    | 1,07,056  | 46,117    |
| <b>PROVISIONS AND OILMAN'S STORES (including FISH AND FRUITS AND VEGETABLES, CANNED OR BOTTLED)—</b> |          |         |         |         |         |           |           |           |           |           |
| Biscuits and cakes . . . Cwts.   | 186      | 14      | 55      | 61      | 49      | 15,518    | 1,646     | 4,934     | 3,949     | 4,740     |
| <b>Canned and bottled provisions (not specified elsewhere)—</b>                                      |          |         |         |         |         |           |           |           |           |           |
| Canned or bottled fruits . . . "   | 6,896    | 6,605   | 10,721  | 13,078  | 16,155  | 3,11,698  | 3,19,090  | 4,02,561  | 4,80,378  | 5,74,968  |
| Tinned or canned fish . . . "  | 12,545   | 13,354  | 3,831   | 2,861   | 2,988   | 3,26,805  | 3,88,799  | 1,16,353  | 99,203    | 1,12,984  |
| Others . . . "   | 16,289   | 11,170  | 7,932   | 9,311   | 10,947  | 7,98,728  | 5,84,370  | 2,56,414  | 2,04,945  | 4,74,304  |
| Total Canned and bottled provisions . . . "  | 35,730   | 31,129  | 22,484  | 25,250  | 30,090  | 14,36,732 | 12,92,859 | 6,75,328  | 9,74,526  | 11,62,276 |
| Confectionery . . . "  | 188      | 10      | 73      | 76      | 52      | 12,351    | 1,465     | 4,059     | 4,084     | 4,556     |
| <b>Farinaceous and patent foods—</b>   |          |         |         |         |         |           |           |           |           |           |
| Milk foods for infants and invalids, wholly or mainly milk . . . "                                   | 479      | 473     | 397     | 129     | 97      | 67,269    | 63,277    | 30,165    | 18,096    | 17,195    |
| Other sorts . . . "  | 3,763    | 6,011   | 7,195   | 6,687   | 7,388   | 4,17,848  | 3,17,124  | 3,37,347  | 2,91,465  | 3,38,179  |
| Total Farinaceous and patent foods . . . "   | 9,242    | 6,484   | 7,492   | 6,816   | 7,485   | 4,85,117  | 3,80,401  | 3,67,512  | 3,09,561  | 3,55,374  |
| <b>Milk, condensed and preserved, including milk cream</b>   |          |         |         |         |         |           |           |           |           |           |
| Pickles, chutnies, sauces and condiments . . . "   | 2,349    | 1,280   | 1,115   | 1,775   | 2,045   | 1,20,951  | 75,127    | 54,916    | 1,08,112  | 1,38,196  |
| Other sorts of provisions . . . Value  | 144      | 49      | 290     | 764     | 988     | 11,692    | 4,798     | 24,492    | 49,408    | 61,901    |
| Total Provisions and Oilman's stores . . . "   |          |         |         |         |         | 1,27,139  | 94,201    | 43,494    | 68,295    | 73,065    |
| Total Provisions and Oilman's stores . . . "   |          |         |         |         |         | 22,10,400 | 18,50,497 | 13,74,785 | 15,15,976 | 17,95,209 |

\*Inclusive of imports by postal packets referred to collectors of customs for assessments.

NORTH AMERICA—UNITED STATES—continued

IMPORTS THEREFROM—continued

| ARTICLES  | QUANTITY |         |         |         |         | VALUE       |             |           |           |           |
|---|----------|---------|---------|---------|---------|-------------|-------------|-----------|-----------|-----------|
|   | 1931-32  | 1932-33 | 1933-34 | 1934-35 | 1935-36 | 1931-32     | 1932-33     | 1933-34   | 1934-35   | 1935-36   |
| <b>RUBBER—</b>  |          |         |         |         |         | <b>B</b>    |             | <b>B</b>  | <b>B</b>  | <b>B</b>  |
| Manufactures—<br>Pneumatic motor covers No.               | 159,082  | 86,875  | 87,877  | 87,598  | 19,739  | 66,05,180   | 40,48,915   | 16,86,538 | 14,48,246 | 9,98,437  |
| Pneumatic motor tubes                                     | 150,894  | 84,377  | 21,406  | 80,463  | 13,081  | 9,74,259    | 6,01,861    | 1,22,353  | 1,84,027  | 96,782    |
| Solid rubber tyres for motor vehicles                     | 838      | 778     | 243     | 307     | 436     | 93,273      | 91,442      | 35,778    | 42,044    | 57,825    |
| Other manufactures, except apparel, boots and shoes Value | —        | —       | —       | —       | —       | 6,01,144    | 5,01,047    | 3,39,995  | 4,70,302  | 4,63,088  |
| Total Rubber manufactures                                 | —        | —       | —       | —       | —       | 83,38,856   | 52,38,265   | 21,34,653 | 21,44,519 | 16,11,132 |
| <b>SEEDS</b> Tons   | 12       | 2       | 1       | 1       | 7       | 14,039      | 11,569      | 6,555     | 6,142     | 11,581    |
| <b>SOAP—</b>  |          |         |         |         |         |             |             |           |           |           |
| House-hold and Laundry soap in bars and tablets Cwts.     | 324      | 143     | 551     | 428     | 145     | 6,532       | 7,907       | 10,434    | 9,733     | 3,955     |
| Toilet soap   | 4,189    | 4,255   | 4,069   | 5,415   | 4,845   | 4,85,130    | 4,05,316    | 4,00,460  | 4,52,058  | 3,82,932  |
| Other sorts   | 222      | 188     | 60      | 33      | 54      | 21,209      | 12,014      | 3,282     | 1,388     | 1,926     |
| Total Soap  | 4,535    | 4,586   | 4,680   | 5,876   | 5,044   | 5,12,921    | 4,25,237    | 4,14,176  | 4,63,119  | 3,88,813  |
| <b>STARCH, DEXTRINE AND FARINA—</b>                       |          |         |         |         |         |             |             |           |           |           |
| Starch  | 23,880   | 45,971  | 91,208  | 57,758  | 30,768  | 2,18,364    | 3,92,397    | 5,63,332  | 4,08,188  | 2,17,370  |
| Dextrine (a)  | —        | 201     | 4,597   | 4,064   | 143     | —           | 2,806       | 40,787    | 35,235    | 1,675     |
| <b>STATIONERY (excluding PAPER)—</b>                      |          |         |         |         |         |             |             |           |           |           |
| Pencils (excluding slate pencils) Doz.                    | 13,454   | 353,085 | 11,336  | 39,567  | 58,768  | 7,605       | 21,330      | 3,355     | 13,706    | 13,139    |
| Other sorts Value   | —        | —       | —       | —       | —       | 2,92,322    | 2,09,784    | 1,64,318  | 2,17,095  | 2,43,318  |
| Total Stationery (excluding paper)                        | —        | —       | —       | —       | —       | 3,00,427    | 2,31,614    | 1,64,153  | 2,30,801  | 2,56,457  |
| <b>SUGAR—</b>   |          |         |         |         |         |             |             |           |           |           |
| Sugar, 15 Dutch Standard and below Tons                   | 271      | 29      | ..      | ..      | ..      | 68,611      | 6,316       | ..        | ..        | ..        |
| Other kinds   | ..       | ..      | ..      | ..      | ..      | 19          | 151         | 62        | 34        | 137       |
| Total Sugar   | 271      | 29      | ..      | ..      | ..      | 68,630      | 6,367       | 62        | 34        | 137       |
| <b>TALLOW AND STEARINE—</b>                               |          |         |         |         |         |             |             |           |           |           |
| Grease (excluding mineral grease) Cwts.                   | 1,087    | 1,601   | 515     | 1,257   | 5       | 18,681      | 27,847      | 7,258     | 11,245    | 246       |
| Other sorts   | 243      | ..      | 410     | ..      | 1       | 2,317       | ..          | 6,786     | ..        | ..        |
| Total Tallow and Stearine                                 | 1,280    | 1,601   | 925     | 1,257   | 6       | 20,998      | 27,847      | 13,999    | 11,245    | 260       |
| <b>TEXTILES—</b>  |          |         |         |         |         |             |             |           |           |           |
| <b>Cotton—</b>  |          |         |         |         |         |             |             |           |           |           |
| Raw Tons  | 23,624   | 45,791  | 8,126   | 1,688   | 10,437  | 2,23,57,217 | 3,84,58,169 | 63,98,017 | 16,01,870 | 90,62,936 |
| <b>Manufactures—</b>                                      |          |         |         |         |         |             |             |           |           |           |
| <b>Hosiery—</b>   |          |         |         |         |         |             |             |           |           |           |
| Stockings and socks Doz.                                  | 17,365   | 9,146   | 3,652   | 10,624  | 8,352   | 1,07,089    | 59,057      | 13,817    | 60,231    | 41,198    |
| Underwear   | 2,566    | 1,305   | 822     | 1,094   | 580     | 19,508      | 10,628      | 6,570     | 10,039    | 4,228     |
| Other sorts Value   | —        | —       | —       | —       | —       | 17,469      | 34,950      | 23,116    | 3,667     | 2,522     |
| Total Hosiery   | —        | —       | —       | —       | —       | 1,44,061    | 1,01,680    | 53,503    | 73,937    | 47,948    |

(a) Separately recorded from 1932-33.

No. 13—continued

## NORTH AMERICA—UNITED STATES—continued

## IMPORTS THEREFROM—continued

| ARTICLES   | QUANTITY          |                   |                   |                |                | VALUE            |                  |                  |                 |               |
|--|-------------------|-------------------|-------------------|----------------|----------------|------------------|------------------|------------------|-----------------|---------------|
|  | 1931-32           | 1932-33           | 1933-34           | 1934-35        | 1935-36        | 1931-32          | 1932-33          | 1933-34          | 1934-35         | 1935-36       |
| <b>TEXTILES—continued</b>  |                   |                   |                   |                |                |                  |                  |                  |                 |               |
| <b>Cotton—continued</b>  |                   |                   |                   |                |                |                  |                  |                  |                 |               |
| <b>Manufactures—continued</b>  |                   |                   |                   |                |                |                  |                  |                  |                 |               |
| <b>Piece-goods—</b>  |                   |                   |                   |                |                |                  |                  |                  |                 |               |
| <b>Grey (unbleached)—</b>  |                   |                   |                   |                |                |                  |                  |                  |                 |               |
| <b>Plain grey—</b>   |                   |                   |                   |                |                |                  |                  |                  |                 |               |
| Drills and Jeans Yards   | 482,600           | 245,400           | 220,800           | 328,400        | 322,200        | 1,39,607         | 57,946           | 48,948           | 84,022          | 82,721        |
| Sheetings  | ..                | 18,520            | 37,500            | ..             | ..             | ..               | 2,073            | 5,357            | ..              | ..            |
| Unspecified descriptions   | 45                | 145               | ..                | 9,665          | ..             | 11               | 75               | ..               | 937             | ..            |
| <b>Total Plain grey</b>  | <b>482,645</b>    | <b>259,065</b>    | <b>258,300</b>    | <b>338,065</b> | <b>322,200</b> | <b>1,39,618</b>  | <b>60,094</b>    | <b>54,305</b>    | <b>84,959</b>   | <b>82,721</b> |
| <b>White (bleached)—</b>   |                   |                   |                   |                |                |                  |                  |                  |                 |               |
| Jaconets, madapolams, cambrics and muslins                                 | 586,373           | 151,279           | 10                | 4,142          | 2,394          | 1,60,884         | 40,652           | 4                | 1,038           | 503           |
| Unspecified descriptions   | 50,635            | 11,625            | 2,510             | 25,970         | 4,707          | 15,647           | 4,826            | 309              | 4,806           | 1,698         |
| <b>Total White (bleached)</b>  | <b>636,993</b>    | <b>162,004</b>    | <b>2,520</b>      | <b>30,112</b>  | <b>7,101</b>   | <b>1,76,531</b>  | <b>45,478</b>    | <b>313</b>       | <b>5,839</b>    | <b>2,201</b>  |
| <b>Coloured, printed or dyed—</b>  |                   |                   |                   |                |                |                  |                  |                  |                 |               |
| <b>Printed goods</b>   | 213,945           | 40,188            | 5,794             | 235,195        | 52,320         | 46,610           | 11,565           | 6,207            | 47,284          | 10,490        |
| <b>Dyed goods—</b>   |                   |                   |                   |                |                |                  |                  |                  |                 |               |
| Cambrics including madapolams, muslins and jaconets                        | 1,398,050         | 804,142           | 31,720            | 19,254         | 400            | 3,45,132         | 51,225           | 7,271            | 3,259           | 976           |
| Unspecified descriptions   | 129,619           | 151,156           | 38,980            | 300,330        | 350,032        | 49,608           | 35,941           | 8,388            | 58,124          | 76,678        |
| <b>Total Dyed goods</b>  | <b>1,527,678</b>  | <b>455,298</b>    | <b>70,700</b>     | <b>319,634</b> | <b>350,432</b> | <b>3,94,735</b>  | <b>1,17,166</b>  | <b>15,657</b>    | <b>61,383</b>   | <b>77,654</b> |
| <b>Woven coloured goods</b>  | 139               | 22,712            | 14,195            | 66,399         | 384            | 129              | 6,517            | 2,562            | 13,112          | 294           |
| <b>Total Coloured, printed, or dyed goods</b>                              | <b>1,741,762</b>  | <b>518,198</b>    | <b>90,698</b>     | <b>621,228</b> | <b>403,145</b> | <b>4,41,474</b>  | <b>1,35,248</b>  | <b>24,426</b>    | <b>1,21,729</b> | <b>97,438</b> |
| <b>Fents of all descriptions not more than 9 yards in length (a)</b>       | 15,585,192        | 17,971,950        | 15,505,662        | —              | —              | 21,26,149        | 27,01,355        | 15,83,439        | —               | —             |
| <b>Fents, others (a)</b>   | 780,972           | 1,432,600         | 47,228            | —              | —              | 1,65,818         | 3,17,706         | 6,266            | —               | —             |
| <b>Total of Fents (a)</b>  | <b>16,366,164</b> | <b>19,404,640</b> | <b>15,552,890</b> | <b>—</b>       | <b>—</b>       | <b>22,91,967</b> | <b>30,19,062</b> | <b>15,89,705</b> | <b>—</b>        | <b>—</b>      |
| <b>Rope</b> Lbs.   | 26,046            | 16,200            | 14,972            | 19,409         | 4,598          | 23,037           | 19,025           | 13,353           | 20,393          | 5,036         |
| <b>Other sorts of cotton manufactures</b> Value                            | —                 | —                 | —                 | —              | —              | 16,472           | 19,430           | 24,034           | 18,599          | 12,366        |
| <b>Total Cotton goods (including Twist and Yarn)</b>                       | —                 | —                 | —                 | —              | —              | 39,39,119        | 38,99,967        | 17,59,694        | 3,25,506        | 2,48,210      |
| <b>Fents of all descriptions not exceeding 4 yards in length (b)</b> Yards | —                 | —                 | —                 | 6,084,641      | 6,039,639      | —                | —                | —                | 6,51,284        | 6,41,275      |
| <b>Haberdashery and millinery</b> Value                                    | —                 | —                 | —                 | —              | —              | 73,937           | 1,54,083         | 31,175           | 48,655          | 34,009        |
| <b>Silk—</b>   |                   |                   |                   |                |                |                  |                  |                  |                 |               |
| <b>Manufactures—</b>   |                   |                   |                   |                |                |                  |                  |                  |                 |               |
| Hosiery—Socks and Lbs. Stocking made chiefly of Silk (b) Doz. Pairs        | —                 | —                 | —                 | 2,990          | 4,302          | —                | —                | —                | 49,125          | 61,075        |
| Goods of silk mixed with other materials Yards                             | 2,188             | 184,312           | ..                | 5              | ..             | 933              | 37,349           | ..               | 10              | ..            |
| <b>Other sorts</b> Value   | —                 | —                 | —                 | —              | —              | 85,429           | 82,333           | 56,625           | 6,435           | 4,357         |
| <b>Total Silk manufactures</b>   | —                 | —                 | —                 | —              | —              | 80,362           | 1,19,682         | 56,625           | 55,620          | 65,432        |

(a) Discontinued from 1934-35.

(b) Separately recorded from 1934-35.



NORTH AMERICA—UNITED STATES—continued

IMPORTS THEREFROM—continued

| ARTICLES   | QUANTITY   |            |            |            |            | VALUE     |           |           |           |           |
|--|------------|------------|------------|------------|------------|-----------|-----------|-----------|-----------|-----------|
|  | 1931-32    | 1932-33    | 1933-34    | 1934-35    | 1935-36    | 1931-32   | 1932-33   | 1933-34   | 1934-35   | 1935-36   |
| <b>TEXTILES—continued</b>  |            |            |            |            |            |           |           |           |           |           |
| Wool—  |            |            |            |            |            |           |           |           |           |           |
| Manufactures—  |            |            |            |            |            |           |           |           |           |           |
| Carpets and rugs . . . Lbs.  | 4,508      | 3,236      | 9,110      | 10,766     | 4,833      | 13,950    | 21,711    | 8,008     | 23,118    | 8,300     |
| Other sorts . . . Value  | —          | —          | —          | —          | —          | 8,824     | 20,033    | 10,103    | 1,369     | 3,232     |
| Total Wool, manufactures. "  | —          | —          | —          | —          | —          | 22,774    | 51,744    | 18,166    | 24,487    | 11,672    |
| Artificial Silk—   |            |            |            |            |            |           |           |           |           |           |
| Hosiery—Socks and Stockings made chiefly of artificial Silk (a) . . . Pairs                          | —          | —          | —          | 1,548      | 1,448      | —         | —         | —         | 13,026    | 8,818     |
| Other sorts . . . Value  | —          | —          | —          | —          | —          | 1,85,701  | 2,30,073  | 33,902    | 2,635     | 177       |
| Other textiles—manufactured "  | —          | —          | —          | —          | —          | 25,563    | 17,401    | 5,529     | 23,133    | 25,904    |
| <b>TOBACCO—</b>  |            |            |            |            |            |           |           |           |           |           |
| Manufactured . . . Lbs.  | 2,484,397  | 4,652,527  | 2,091,254  | 1,702,757  | 1,500,609  | 24,39,194 | 56,43,634 | 26,10,679 | 24,78,459 | 23,30,711 |
| Unmanufactured . . . Lbs.  | 16,265     | 11,966     | 13,004     | 14,072     | 19,591     | 55,161    | 49,763    | 51,561    | 63,923    | 74,717    |
| Cigarettes . . . —No.  | —6,396,523 | —4,765,475 | —5,421,300 | —5,866,500 | —8,137,700 | —         | —         | —         | —         | —         |
| Tobacco for pipes and cigarettes . . . Lbs.  | 3,236      | 5,908      | 4,537      | 5,541      | 6,137      | 38,291    | 31,781    | 24,623    | 23,205    | 33,145    |
| Other sorts . . . "  | 3,588      | 4,365      | 7,312      | 3,987      | 10,314     | 13,780    | 18,868    | 24,103    | 14,495    | 25,019    |
| Total Tobacco "  | 2,512,486  | 4,674,766  | 2,116,807  | 1,726,357  | 1,520,651  | 25,46,376 | 57,44,046 | 27,10,866 | 25,85,082 | 24,63,692 |
| TOILET REQUISITES (not specified ELSEWHERE) . Value  | —          | —          | —          | —          | —          | 15,52,524 | 17,59,848 | 13,30,373 | 16,49,963 | 19,59,892 |
| <b>TOYS AND REQUISITES FOR GAMES AND SPORTS (including FISHING TACKLE—</b>                           |            |            |            |            |            |           |           |           |           |           |
| Toys . . . "   |            |            |            |            |            |           |           |           |           |           |
| Requisites for games and sports (excluding firearms, etc.)—  | —          | —          | —          | —          | —          | 1,44,343  | 94,793    | 31,774    | 33,954    | 30,045    |
| Playing Cards . . . "  | —          | —          | —          | —          | —          | 4,13,345  | 2,29,163  | 1,72,560  | 1,95,092  | 2,09,189  |
| Other sorts . . . "  | —          | —          | —          | —          | —          | 33,726    | 11,610    | 14,356    | 33,312    | 1,42,751  |
| Total Toys, etc. . . "   | —          | —          | —          | —          | —          | 5,96,413  | 3,35,570  | 2,18,690  | 2,62,258  | 3,00,985  |
| <b>VEHICLES, excluding LOCOMOTIVES, ETC., FOR RAILWAYS—</b>  |            |            |            |            |            |           |           |           |           |           |
| Carriages and carts not mechanically propelled (excluding railway carriages, trucks, etc.) . . . No. |            |            |            |            |            |           |           |           |           |           |
| Parts of carriages and carts (excluding rubber tyres) . . . Value                                    | 216        | 66         | 3          | 15         | 47         | 67,056    | 18,112    | 129       | 6,267     | 28,398    |
| Other sorts . . . "  | —          | —          | —          | —          | —          | 15,180    | 3,443     | 5,280     | 10,360    | 24,933    |
| Total Carriages and Carts, etc. . . "  | —          | —          | —          | —          | —          | 82,550    | 19,575    | 5,445     | 16,611    | 53,286    |
| Cycles (other than motor cycles) and parts thereof and accessories . . . "                           |            |            |            |            |            |           |           |           |           |           |
| Mechanically propelled vehicles (excluding railway locomotives and tractors)—                        | —          | —          | —          | —          | —          | 3,172     | 19,134    | 3,923     | 2,617     | 1,023     |
| Aircraft . . . No.   | 2          | ..         | ..         | ..         | 1          | 21,103    | ..        | ..        | ..        | 18,430    |

(a) Separately recorded from 1934-35.

## No. 13—continued

## NORTH AMERICA—UNITED STATES—continued

## IMPORTS THEREFROM—concluded

| ARTICLES   | QUANTITY |         |         |         |         | VALUE        |              |             |             |             |
|--|----------|---------|---------|---------|---------|--------------|--------------|-------------|-------------|-------------|
|  | 1931-32  | 1932-33 | 1933-34 | 1934-35 | 1935-36 | 1931-32      | 1932-33      | 1933-34     | 1934-35     | 1935-36     |
| VEHICLES, excluding LOCOMOTIVES, ETC., FOR RAILWAYS—continued  |          |         |         |         |         | R            | R            | R           | R           | R           |
| Mechanically propelled vehicles (excluding railway locomotives and tractors)—contd.                                      |          |         |         |         |         |              |              |             |             |             |
| Carriages and parts for railways . . . . . Value   | —        | —       | —       | —       | —       | 9,293        | 1,307        | 694         | 20,805      | 20,538      |
| Motor cars (including taxicabs) . . . . . No.  | 3,268    | 1,501   | 2,227   | 5,564   | 2,851   | 65,23,663    | 23,51,662    | 26,31,660   | 93,37,312   | 73,92,026   |
| Motor cycles (including scooters) . . . . . "  | 8        | 1       | 12      | 17      | 20      | 5,608        | 1,020        | 9,054       | 14,127      | 15,885      |
| Motor Omnibuses, motor vans and motor lorries—   |          |         |         |         |         |              |              |             |             |             |
| Imported with bodies . . . . . "   | 1,570    | 105     | 213     | 138     | 72      | 16,14,138    | 1,44,866     | 2,49,966    | 2,44,633    | 1,16,166    |
| Chassis . . . . . "  | 1,666    | 1,888   | 3,479   | 6,421   | 4,979   | 24,22,381    | 22,30,999    | 33,97,661   | 65,10,133   | 53,37,343   |
| Parts of mechanically propelled vehicles and accessories other than of aircraft (excluding rubber tyres) . . . . . Value | —        | —       | —       | —       | —       | 32,85,584    | 35,38,962    | 24,60,393   | 31,19,040   | 31,86,632   |
| Other sorts . . . . . "  | —        | —       | —       | —       | —       | 12,040       | 574          | 2,715       | 9,563       | 6,556       |
| Total Mechanically propelled vehicles, etc. . . . . "  | —        | —       | —       | —       | —       | 1,41,99,055  | 89,70,210    | 97,62,343   | 1,92,56,213 | 1,60,03,576 |
| Ships, parts of (including launches and boats) . . . . . "   | —        | —       | —       | —       | —       | 1,452        | 7,991        | 14,038      | 24,339      | 23,380      |
| Total Vehicles, (excluding Locomotives, etc., for Railways) . . . . . "  | —        | —       | —       | —       | —       | 1,42,88,229  | 89,16,910    | 97,75,749   | 1,92,99,980 | 1,61,71,270 |
| WAX OF ALL KINDS, other than PARAFFIN WAX (excluding CANDLES) . . . . . Cwts.  | 2,376    | 5,162   | 5,555   | 1,785   | 376     | 20,944       | 71,804       | 78,381      | 27,420      | 8,081       |
| WOOD AND TIMBER—   |          |         |         |         |         |              |              |             |             |             |
| Deal and pine wood Cub. Tons   | 833      | 637     | 1,547   | 2,879   | 1,973   | 68,498       | 44,162       | 95,005      | 1,90,789    | 1,32,516    |
| Fire wood . . . . . Tons   | 663      | 512     | 709     | 443     | 402     | 7,138        | 7,732        | 10,082      | 10,684      | 7,276       |
| Other kinds of wood and timber . . . . . Value   | —        | —       | —       | —       | —       | 1,80,242     | 2,08,692     | 2,21,025    | 2,41,159    | 3,15,082    |
| Manufactures of wood other than furniture and cabinetware . . . . . "  | —        | —       | —       | —       | —       | 59,517       | 97,774       | 31,391      | 66,141      | 60,941      |
| Total Wood and Timber . . . . . "  | —        | —       | —       | —       | —       | 3,15,395     | 3,52,360     | 3,58,403    | 5,08,773    | 5,16,715    |
| POSTAL ARTICLES NOT SPECIFIED . . . . . "  | —        | —       | —       | —       | —       | 15,200       | 14,901       | 38,997      | 86,166      | 1,22,641    |
| ALL OTHER ARTICLES OF MERCHANDISE . . . . . "  | —        | —       | —       | —       | —       | 2,95,565     | 2,74,332     | 1,94,635    | 2,87,529    | 2,45,284    |
| GRAND TOTAL . . . . . "  | —        | —       | —       | —       | —       | 12,83,62,248 | 11,25,03,778 | 7,17,81,060 | 3,41,45,013 | 8,94,18,459 |

No. 13—continued  
 NORTH AMERICA—UNITED STATES—continued  
 EXPORTS THERETO

INDIAN MERCHANDISE

| ARTICLES   | QUANTITY |         |         |         |         | VALUE     |           |           |           |             |
|--|----------|---------|---------|---------|---------|-----------|-----------|-----------|-----------|-------------|
|  | 1931-32  | 1932-33 | 1933-34 | 1934-35 | 1935-36 | 1931-32   | 1932-33   | 1933-34   | 1934-35   | 1935-36     |
| ANIMALS, LIVING . . . No.  | 11,221   | 7,136   | 4,557   | 12,258  | 17,232  | 24,694    | 29,861    | 21,096    | 20,632    | 41,181      |
| APPAREL (including DRAPERY,<br>UNIFORMS, ACCOUTREMENTS,<br>HUT excluding HOSIERY<br>AND BOOTS AND SHOES) . Value | —        | —       | —       | —       | —       | 99,240    | 16,617    | 40,240    | 10,238    | 2,823       |
| ART, WORKS OF . . . "  | —        | —       | —       | —       | —       | 19,551    | 61,062    | 45,765    | 4,236     | 6,394       |
| BOOKS, PRINTED, AND PRINT-<br>ED MATTER (not being STA-<br>TIONERY) including MAPS<br>AND CHARTS . Cwts.         | 121      | 78      | 48      | 64      | 37      | 17,302    | 21,039    | 8,241     | 9,067     | 4,909       |
| BUILDING AND ENGINEERING<br>MATERIALS other than OF<br>IRON, STEEL OR WOOD . Value                               | —        | —       | —       | —       | —       | 60,800    | 96,507    | 58,600    | 28,600    | 71,700      |
| COFFEE . . . Cwts  | ..       | 310     | 121     | 201     | ..      | ..        | 21,085    | 7,290     | 13,120    | ..          |
| COIR—<br>Manufactured (exclud-<br>ing rope) . . . "  | 5,960    | 4,780   | 18,040  | 21,649  | 32,102  | 1,38,738  | 1,01,437  | 2,69,989  | 3,40,166  | 3,97,209    |
| DRUGS AND MEDICINES—<br>Nuxvomica . . . "  | 7,839    | 1,726   | 30,770  | 45,836  | 9,003   | 42,436    | 8,730     | 1,34,873  | 2,46,193  | 48,100      |
| Senna . . . "  | 11,937   | 11,534  | 14,019  | 11,712  | 18,116  | 2,31,937  | 2,78,325  | 3,27,117  | 2,58,651  | 2,52,651    |
| Other sorts . . . Value  | —        | —       | —       | —       | —       | 63,059    | 33,397    | 24,300    | 12,105    | 79,767      |
| Total Drugs and medicines . . . "  | —        | —       | —       | —       | —       | 3,37,472  | 3,15,352  | 4,86,290  | 5,10,940  | 3,80,527    |
| DYEING AND TANNING<br>SUBSTANCES—<br>Cutch and Gambier . Cwts.   | 6003     | 300     | 1,000   | 1,150   | 1,211   | 6,382     | 2,791     | 9,786     | 14,037    | 12,973      |
| Myrobalans . . . "   | 202,605  | 200,432 | 238,305 | 247,742 | 267,148 | 7,41,497  | 2,46,331  | 9,55,953  | 7,47,047  | 7,06,406    |
| Turmeric . . . "   | 4,727    | 2,229   | 4,590   | 3,254   | 6,410   | 40,108    | 35,084    | 48,167    | 88,204    | 71,299      |
| Other sorts . . . "  | 487      | 389     | 3,025   | 1,901   | 1,099   | 6,570     | 6,645     | 41,982    | 26,395    | 16,320      |
| Total Dyeing and Tanning<br>substances . . . "   | 203,419  | 203,356 | 246,920 | 259,047 | 275,808 | 7,94,555  | 3,32,851  | 10,50,888 | 8,75,683  | 8,07,012    |
| FIBRE FOR BRUSHES AND<br>BROOMS . . . Tons   | 442      | 540     | 803     | 571     | 806     | 1,65,224  | 1,93,413  | 2,60,646  | 1,52,940  | 2,28,622    |
| FRUITS AND VEGETABLES—<br>Fruits and vegetables:<br>dried, salted, or<br>preserved, all sorts . . . "            | 3,053    | 1,040   | 4,447   | 6,025   | 8,979   | 41,88,969 | 22,31,948 | 51,84,767 | 68,57,781 | 1,12,61,676 |
| FURNITURE AND CABINET-<br>WARE . . . Value   | —        | —       | —       | —       | —       | 13,505    | 13,120    | 10,135    | 15,939    | 3,496       |
| GRAIN, PULSE, AND FLOUR—<br>Rice in the husk (paddy) Tons  | ..       | ..      | 702     | ..      | ..      | ..        | ..        | 29,337    | ..        | ..          |
| Rice not in the husk . . . "   | 560      | 507     | 818     | 2,654   | 1,813   | 61,055    | 59,499    | 79,659    | 2,22,841  | 1,94,776    |
| Other sorts . . . "  | 11       | 5       | 22      | 17      | 14      | 2,021     | 520       | 2,244     | 2,880     | 2,610       |
| Total Grain, Pulse, and<br>flour . . . "   | 571      | 512     | 1,542   | 2,671   | 1,827   | 63,076    | 60,019    | 1,11,240  | 2,25,721  | 1,96,785    |
| GUMS AND RESINS . Cwts.  | 31,249   | 22,785  | 29,885  | 27,874  | 39,163  | 8,17,538  | 5,50,654  | 6,32,868  | 6,60,184  | 10,20,828   |

## No. 13—continued

## NORTH AMERICA—UNITED STATES—continued

## EXPORTS THERETO—continued

## INDIAN MERCHANDISE—continued

| ARTICLES  | QUANTITY                          |                        |                         |                        |                         | VALUE         |             |               |               |               |
|---|-----------------------------------|------------------------|-------------------------|------------------------|-------------------------|---------------|-------------|---------------|---------------|---------------|
|   | 1931-32                           | 1932-33                | 1933-34                 | 1934-35                | 1935-36                 | 1931-32       | 1932-33     | 1933-34       | 1934-35       | 1935-36       |
|   |                                   |                        |                         |                        |                         | \$            | \$          | \$            | \$            | \$            |
| <b>HIDES AND SKINS, RAW—</b>  |                                   |                        |                         |                        |                         |               |             |               |               |               |
| <b>Hides, raw—</b>  |                                   |                        |                         |                        |                         |               |             |               |               |               |
| Buffalo hides   | { Tons 51<br>=No. =8,931          | { ..<br>..             | { 135<br>=21,800        | { 170<br>=34,511       | { 184<br>=20,275        | { 30,742      | { ..        | { 76,269      | { 95,479      | { 1,05,256    |
| Cow hides   | { Tons ..<br>=No. ..              | { ..<br>..             | { 113<br>=22,810        | { 74<br>=14,140        | { 117<br>=28,100        | { ..          | { ..        | { 59,558      | { 33,261      | { 53,137      |
| Calf skins  | { Tons 1<br>=No. =1,314           | { ..<br>=1,762         | { 101<br>=35,106        | { 98<br>=42,120        | { 27<br>=25,826         | { 4,377       | { 637       | { 55,130      | { 34,028      | { 32,731      |
| Total Hides, raw  | { Tons 52<br>=No. =10,245         | { ..<br>=1,762         | { 349<br>=82,716        | { 337<br>=90,771       | { 328<br>=83,201        | { 43,119      | { 637       | { 1,90,968    | { 1,67,768    | { 1,91,124    |
| <b>Skins, raw—</b>  |                                   |                        |                         |                        |                         |               |             |               |               |               |
| Goat skins  | { Tons 11,516<br>=No. =13,928,825 | { 7,695<br>=9,466,605  | { 11,611<br>=14,829,128 | { 9,604<br>=11,845,798 | { 13,533<br>=17,241,853 | { 1,77,39,550 | { 86,64,107 | { 1,51,52,785 | { 1,06,79,900 | { 1,69,35,023 |
| Sheep skins   | { Tons 3<br>=No. =3,968           | { 6<br>=20,414         | { 6<br>=28,757          | { 24<br>=97,308        | { 52<br>=138,906        | { 2,976       | { 9,857     | { 22,803      | { 82,235      | { 2,16,913    |
| Other skins   | { Tons 14<br>=No. =76,507         | { 90<br>=545,678       | { 85<br>=643,311        | { 20<br>=184,381       | { 44<br>=323,824        | { 1,52,300    | { 4,72,457  | { 6,76,970    | { 1,26,357    | { 1,86,081    |
| Total Skins, raw  | { Tons 11,633<br>=No. =14,009,300 | { 7,781<br>=10,032,697 | { 11,702<br>=15,501,196 | { 9,648<br>=12,127,487 | { 13,670<br>=17,669,583 | { 1,78,94,826 | { 91,46,421 | { 1,58,59,564 | { 1,08,85,402 | { 1,78,38,017 |
| Total Hides and Skins, raw (excluding cuttings of hides and skins, raw) | { Tons 11,685<br>=No. =14,019,545 | { 7,781<br>=10,034,450 | { 12,051<br>=15,583,912 | { 9,985<br>=12,218,258 | { 14,007<br>=17,781,784 | { 1,79,37,946 | { 91,47,059 | { 1,60,44,527 | { 1,10,53,260 | { 1,75,29,141 |
| <b>Cuttings of Hides and Skins (raw)</b>                                |                                   |                        |                         |                        |                         |               |             |               |               |               |
|   | Tons 186                          | 85                     | 444                     | 324                    | 1,001                   | 13,648        | 6,350       | 14,775        | 31,305        | 97,647        |
| <b>LAC—</b>   |                                   |                        |                         |                        |                         |               |             |               |               |               |
| Button  | Cwts. 939                         | 715                    | 1,339                   | 1,552                  | 2,395                   | 46,950        | 32,432      | 53,258        | 1,02,563      | 1,08,632      |
| Seed  | " 77,058                          | 83,058                 | 117,334                 | 67,248                 | 80,223                  | 27,13,168     | 21,30,600   | 30,86,046     | 35,53,882     | 23,77,162     |
| Shell   | " 100,869                         | 66,058                 | 94,492                  | 81,671                 | 80,502                  | 43,99,499     | 21,03,812   | 31,49,357     | 48,67,825     | 30,69,771     |
| Other kinds (excluding lac-dye)   | " ..                              | ..                     | 21                      | 1,881                  | 2,765                   | ..            | ..          | 1,300         | 13,381        | 27,345        |
| Total Lac   | " 178,866                         | 150,781                | 213,786                 | 152,352                | 172,445                 | 71,61,628     | 43,56,894   | 62,90,863     | 85,43,151     | 55,82,910     |
| <b>LEATHER—</b>   |                                   |                        |                         |                        |                         |               |             |               |               |               |
| <b>Hides, tanned or dressed—</b>  |                                   |                        |                         |                        |                         |               |             |               |               |               |
| Buffalo hides   | { Tons 9<br>=No. =1,374           | { 8<br>=1,757          | { 7<br>=1,350           | { 49<br>=17,938        | { 284<br>=81,985        | { 19,330      | { 15,070    | { 13,900      | { 1,07,250    | { 5,04,155    |
| Cow hides   | { Tons 1<br>=No. =400             | { ..<br>..             | { 29<br>=6,592          | { 29<br>=6,725         | { 13<br>=3,326          | { 1,500       | { ..        | { 59,555      | { 36,000      | { 26,400      |
| Calf skins  | { Tons ..<br>=No. ..              | { ..<br>..             | { ..<br>=200            | { ..<br>..             | { 13<br>=11,030         | { ..          | { ..        | { 600         | { ..          | { 27,045      |
| Total Hides, tanned or dressed  | { Tons 10<br>=No. =2,274          | { 8<br>=1,757          | { 36<br>=8,142          | { 76<br>=24,663        | { 289<br>=97,241        | { 21,330      | { 15,070    | { 72,105      | { 1,43,250    | { 5,57,600    |
| <b>Skins, tanned or dressed—</b>  |                                   |                        |                         |                        |                         |               |             |               |               |               |
| Goat skins  | { Tons 56<br>=No. =153,806        | { 7<br>=21,000         | { 90<br>=193,672        | { 58<br>=164,379       | { 62<br>=127,000        | { 2,06,840    | { 39,000    | { 4,01,664    | { 2,67,480    | { 2,53,710    |
| Sheep skins   | { Tons 5<br>=No. =20,000          | { ..<br>..             | { 3<br>=15,000          | { 1<br>=300            | { ..<br>..              | { 33,600      | { ..        | { 24,600      | { 300         | { ..          |
| Other skins   | { Tons ..<br>=No. =5,158          | { ..<br>=508           | { ..<br>..              | { ..<br>..             | { ..<br>..              | { 11,521      | { 2,530     | { ..          | { ..          | { ..          |
| Total Skins, tanned or dressed  | { Tons 61<br>=No. =177,959        | { 7<br>=21,508         | { 93<br>=198,672        | { 59<br>=164,679       | { 62<br>=127,000        | { 3,41,461    | { 41,530    | { 4,26,264    | { 2,67,780    | { 2,53,716    |

No. 13—continued  
 NORTH AMERICA—UNITED STATES—continued  
 EXPORTS THERETO—continued

INDIAN MERCHANDISE—continued

| ARTICLES   | QUANTITY |         |           |           |         | VALUE     |           |           |           |           |
|--|----------|---------|-----------|-----------|---------|-----------|-----------|-----------|-----------|-----------|
|  | 1931-32  | 1932-33 | 1933-34   | 1934-35   | 1935-36 | 1931-32   | 1932-33   | 1933-34   | 1934-35   | 1935-36   |
| <b>LEATHER—continued</b>   |          |         |           |           |         | R         | R         | R         | R         | R         |
| Other sorts . . . Value  | —        | —       | —         | —         | —       | 1,855     | 18,079    | 502       | 780       | 621       |
| Total Leather . . . "  | —        | —       | —         | —         | —       | 8,64,146  | 74,679    | 4,98,962  | 4,11,760  | 8,11,937  |
| <b>MACHINERY AND MILLWORKS OF ALL KINDS . . . "</b>  | —        | —       | —         | —         | —       | ..        | 16,405    | ..        | 152       | 116       |
| <b>MANURES—</b>  |          |         |           |           |         |           |           |           |           |           |
| Bonemeal . . . Tons  | 7,681    | 498     | 1,850     | 745       | 3,864   | 4,39,606  | 32,365    | 70,500    | 37,227    | 1,81,586  |
| Other kinds . . . "  | 54       | 38      | 119       | 150       | 142     | 3,705     | 2,888     | 6,324     | 3,100     | 5,422     |
| Total Manures . . . "  | 7,735    | 536     | 1,409     | 895       | 4,006   | 4,43,311  | 35,253    | 76,824    | 45,327    | 1,87,008  |
| <b>MATS AND MATTING (except COIR AND RUBBER) Sq. yds.</b>  | ..       | ..      | 50        | 280       | 54,318  | ..        | ..        | 24        | 70        | 16,298    |
| <b>METALS AND ORES—</b>  |          |         |           |           |         |           |           |           |           |           |
| Brass, Bronze, and similar alloys, wrought . . Cwts.   | 113      | 96      | 96        | 69        | 83      | 20,996    | 17,386    | 19,848    | 9,014     | 10,662    |
| Chromite (chrome iron ore) . . . Tons  | ..       | 1,133   | 500       | 400       | 4,800   | ..        | 38,400    | 16,000    | 16,000    | 1,61,400  |
| <b>Iron—</b>   |          |         |           |           |         |           |           |           |           |           |
| Pig . . . "  | 50,970   | 32,557  | 61,274    | 30,180    | 51,820  | 17,85,785 | 10,85,885 | 13,68,258 | 6,08,783  | 11,95,083 |
| Manganese ore . . . "  | 28,120   | ..      | 11        | 44,588    | 105,812 | 3,44,300  | ..        | 585       | 3,06,920  | 10,98,670 |
| Others . . . "   | 724      | 532     | 965       | 2,442     | 4,553   | 21,941    | 18,154    | 40,496    | 72,471    | 1,10,187  |
| Total Metals and Ores . . "  | 79,820   | 34,227  | 62,758    | 77,558    | 168,998 | 26,72,672 | 11,54,825 | 14,60,182 | 16,09,188 | 34,76,141 |
| <b>MICA—</b>   |          |         |           |           |         |           |           |           |           |           |
| In Blocks . . . Cwts.  | 1,111    | 1,623   | 5,262     | 5,401     | 6,476   | 1,40,613  | 2,00,597  | 5,40,314  | 6,74,327  | 7,46,506  |
| „ Splittings . . . "   | 12,001   | 6,258   | 21,368    | 41,094    | 82,041  | 6,29,374  | 2,39,037  | 5,07,766  | 3,74,291  | 15,93,487 |
| Total Mica . . . "   | 13,112   | 7,881   | 26,630    | 46,495    | 88,517  | 7,69,986  | 4,39,634  | 10,48,080 | 15,48,618 | 23,39,993 |
| <b>OILS—</b>   |          |         |           |           |         |           |           |           |           |           |
| Essential . . . Gals.  | 16,004   | 17,146  | 20,155    | 34,967    | 28,360  | 1,72,087  | 1,79,432  | 3,08,332  | 5,47,353  | 3,82,556  |
| Vegetable, non-essential—  |          |         |           |           |         |           |           |           |           |           |
| Castor . . . "   | ..       | 6,733   | 3,600     | ..        | 3,000   | ..        | 11,300    | 5,950     | ..        | 5,000     |
| Other sorts . . . "  | 3,568    | 10,027  | 5,713     | 14,337    | 52,462  | 7,362     | 12,002    | 11,253    | 31,323    | 1,00,579  |
| Total Oils . . . "   | 19,572   | 33,906  | 29,468    | 49,304    | 83,822  | 1,79,449  | 2,02,734  | 3,20,535  | 5,79,161  | 4,88,135  |
| <b>OILSEEDS . . . Tons</b>   | 140      | 501     | 1,025     | 5,533     | 25      | 9,280     | 31,639    | 39,731    | 2,26,430  | 1,500     |
| <b>PAINTS AND PAINTERS' MATERIALS . . . Value</b>  | —        | —       | —         | —         | —       | 27,720    | 20,200    | 35,300    | 13,265    | 32,400    |
| <b>PAPER MAKING MATERIALS . . . Cwts.</b>  | 4,932    | 12,446  | 3,265     | 2,751     | 13,631  | 65,025    | 1,21,036  | 91,980    | 13,754    | 99,398    |
| <b>PARAFFIN WAX . . . Tons</b>   | 6,030    | 3,050   | 5,533     | 2,909     | 1,150   | 25,89,300 | 12,31,000 | 28,40,260 | 12,31,623 | 4,84,680  |
| <b>PERFUMERY (not being PERFUMED SPIRITS including MUSK) . . . Value</b>                           | —        | —       | —         | —         | —       | ..        | 538       | 5,920     | 31,296    | 160       |
| <b>PLANTS, LIVING (including BULBS AND SEEDS FOR SOWING) . . . "</b>                               | —        | —       | —         | —         | —       | 2,116     | ..        | 368       | 7,231     | 39,647    |
| <b>PROVISIONS AND OILMAN'S STORES, including FISH AND FRUITS AND VEGETABLES CANNED OR BOTTLED—</b> |          |         |           |           |         |           |           |           |           |           |
| Pickles, chutnies, and condiments . . Cwts.  | 562      | 446     | 2,052     | 1,312     | 2,045   | 13,535    | 16,115    | 64,046    | 71,351    | 69,203    |
| Other sorts of provisions Value  | —        | —       | —         | —         | —       | 2,320     | 1,089     | 799       | 17,160    | 2,840     |
| Total Provisions and Oilman's stores . . "   | —        | —       | —         | —         | —       | 20,855    | 17,204    | 64,845    | 88,511    | 72,043    |
| <b>RUBBER—</b>   |          |         |           |           |         |           |           |           |           |           |
| Raw . . . Lbs.   | 239,680  | ..      | 1,303,314 | 1,198,511 | 212,230 | 1,04,720  | ..        | 2,82,639  | 2,77,069  | 61,161    |

No. 13—*continued*  
 NORTH AMERICA—UNITED STATES—*continued*

EXPORTS THERETO—*continued*INDIAN MERCHANDISE—*continued*

| ARTICLES  | QUANTITY    |             |             |             |             | VALUE       |             |             |             |             |
|---|-------------|-------------|-------------|-------------|-------------|-------------|-------------|-------------|-------------|-------------|
|   | 1931-32     | 1932-33     | 1933-34     | 1934-35     | 1935-36     | 1931-32     | 1932-33     | 1933-34     | 1934-35     | 1935-36     |
| <b>SEEDS—</b>   |             |             |             |             |             |             |             |             |             |             |
| Essential . . . . Tons  | 1,080       | 1,323       | 829         | 375         | 905         | 4,34,034    | 3,92,825    | 1,98,934    | 1,45,643    | 3,93,329    |
| <b>Non-essential—</b>   |             |             |             |             |             |             |             |             |             |             |
| Castor . . . . "  | 34,743      | 28,434      | 23,451      | 13,894      | 4,003       | 48,49,656   | 40,89,053   | 39,14,863   | 16,96,305   | 5,49,394    |
| Groundnuts . . . "  | ..          | ..          | 1,100       | 23          | 131         | 25          | ..          | 1,30,707    | 6,500       | 19,010      |
| Linseed . . . . "   | 50          | 200         | 84,561      | 64,793      | 31,029      | 6,060       | 24,000      | 1,09,30,242 | 84,53,759   | 42,27,553   |
| Mustard . . . . "   | 72          | 20          | 101         | 124         | ..          | 10,729      | 3,775       | 14,000      | 26,588      | ..          |
| Niger . . . . "   | 42          | 37          | 59          | 146         | 196         | 7,022       | 17,330      | 9,235       | 20,871      | 31,311      |
| Rape . . . . "  | 176         | 276         | 1,755       | 1,156       | 4,339       | 24,247      | 35,503      | 1,86,808    | 1,47,145    | 5,87,745    |
| Sesamum (oil or lin) "  | 4,722       | 105         | 59          | 153         | 75          | 3,17,191    | 28,069      | 14,130      | 40,865      | 23,199      |
| Other sorts . . . "   | 16          | 31          | 1,176       | 24          | 1           | 3,025       | 5,620       | 1,77,444    | 5,577       | 120         |
| Total Seeds, non-essential "  | 39,821      | 29,163      | 112,263     | 80,313      | 39,824      | 57,17,955   | 42,08,847   | 1,43,76,932 | 1,03,27,670 | 54,43,333   |
| Other than oilseeds . . "   | 3           | 11          | 88          | 69          | 359         | 412         | 4,199       | 27,019      | 1,26,309    | 2,32,706    |
| Total Seeds . . . "   | 40,904      | 30,497      | 113,179     | 80,767      | 41,088      | 51,52,401   | 46,00,371   | 1,45,02,955 | 1,04,59,622 | 60,69,807   |
| <b>SPECIMENS ILLUSTRATIVE OF NATURAL SCIENCE Value</b>  | —           | —           | —           | —           | —           | 4,791       | 27,815      | 9,915       | 830         | 5,056       |
| <b>SPICES—</b>  |             |             |             |             |             |             |             |             |             |             |
| Cardamoms . . . Owts.   | 715         | 606         | 1,456       | 655         | 1,449       | 1,30,843    | 1,20,897    | 3,25,116    | 1,44,315    | 2,33,440    |
| Ginger . . . . "  | 3,094       | 1,643       | 1,400       | 1,491       | 661         | 51,280      | 21,495      | 33,551      | 26,934      | 22,863      |
| Pepper . . . . "  | 25,585      | 5,162       | 9,348       | 13,599      | 1,800       | 3,64,599    | 1,32,454    | 2,70,391    | 5,58,151    | 55,200      |
| Other sorts . . . "   | 1           | 140         | ..          | ..          | 48          | 40          | 2,630       | 23          | ..          | 1,080       |
| Total Spices . . . "  | 29,375      | 7,551       | 12,704      | 20,745      | 3,758       | 10,96,762   | 3,27,476    | 6,30,581    | 7,29,400    | 3,17,583    |
| <b>TEA—</b>   |             |             |             |             |             |             |             |             |             |             |
| Black . . . . Lbs.  | 9,797,317   | 11,137,362  | 8,317,334   | 3,003,265   | 6,835,739   | 49,99,066   | 57,16,367   | 46,14,692   | 43,95,123   | 36,04,373   |
| TEA WASTE, FOR THE MANUFACTURE OF CAFFEINE "  | 2,204,938   | 2,537,350   | 5,730,323   | 3,207,026   | 3,909,233   | 1,43,331    | 1,22,664    | 2,60,623    | 1,40,375    | 1,73,914    |
| <b>TEXTILES—</b>  |             |             |             |             |             |             |             |             |             |             |
| Cotton, Raw . . . Tons  | 5,322       | 1,036       | 5,099       | 5,792       | 10,200      | 27,08,933   | 6,40,035    | 24,37,301   | 27,33,646   | 49,03,743   |
| Waste . . . . Owts.   | 16,786      | 6,553       | 29,935      | 73,337      | 83,365      | 2,00,855    | 67,871      | 2,55,316    | 3,44,697    | 10,25,762   |
| Manufactures—   |             |             |             |             |             |             |             |             |             |             |
| Piece-goods . . . Yards   | 143,054     | 3,103       | 6,347       | 52,792      | 794,170     | 70,296      | 2,773       | 2,554       | 25,321      | 2,25,126    |
| Other kinds . . . Value   | —           | —           | —           | —           | —           | 17,923      | 34,333      | 60,592      | 7,05,774    | 7,32,933    |
| Total Cotton manufactures (including twist and yarn) "  | —           | —           | —           | —           | —           | 88,219      | 37,606      | 33,146      | 7,31,595    | 10,03,109   |
| Haberdaery and Millinery . . . "  | —           | —           | —           | —           | —           | 60,310      | 1,97,307    | 2,04,066    | 2,31,501    | 65,333      |
| Hemp (chiefly sown), raw Owts.  | 13,573      | 6,535       | 12,319      | 10,664      | 23,737      | 1,18,530    | 44,344      | 1,02,130    | 92,927      | 2,43,367    |
| Jute—   |             |             |             |             |             |             |             |             |             |             |
| Raw . . . . Tons  | 49,115      | 35,949      | 51,701      | 51,555      | 79,494      | 91,23,237   | 63,69,693   | 75,44,599   | 76,09,913   | 1,36,47,303 |
| Manufactures—   |             |             |             |             |             |             |             |             |             |             |
| Gunny bags . . . No.  | 3,408,900   | 12,770,600  | 3,133,234   | 11,929,300  | 16,353,900  | 13,51,323   | 34,52,410   | 11,05,112   | 17,54,666   | 22,03,677   |
| cloth . . . Yards   | 692,368,295 | 549,315,363 | 647,332,927 | 609,376,697 | 775,034,362 | 6,56,56,397 | 5,10,33,695 | 6,53,36,455 | 5,93,55,332 | 7,30,95,691 |
| Rope and twine . . Owts.  | 17          | 2,530       | 402         | 496         | 396         | 1,920       | 18,324      | 2,324       | 2,730       | 5,000       |
| Other kinds . . . Value   | —           | —           | —           | —           | —           | 26,22,964   | 7,39,333    | 6,15,135    | 20,370      | 1,74,349    |
| Total Jute manufactures (including twist and yarn) "  | —           | —           | —           | —           | —           | 6,96,33,109 | 5,42,94,761 | 6,76,99,026 | 6,11,33,193 | 7,54,73,717 |
| <b>Silk—</b>  |             |             |             |             |             |             |             |             |             |             |
| Manufactures . . . "  | —           | —           | —           | —           | —           | 7,760       | 41,625      | 5,215       | 14,350      | 74,033      |
| <b>Wool—</b>  |             |             |             |             |             |             |             |             |             |             |
| Raw . . . . Lbs.  | 4,366,325   | 2,490,524   | 7,609,110   | 5,539,123   | 11,710,247  | 22,30,233   | 9,04,064    | 32,73,530   | 24,70,566   | 57,45,459   |
| Manufactures—   |             |             |             |             |             |             |             |             |             |             |
| Carpets and rugs . . "  | 353,742     | 927,906     | 775,305     | 353,425     | 1,629,627   | 10,37,410   | 12,70,050   | 3,43,919    | 7,31,344    | 13,09,516   |
| Piece-goods . . . Yards   | 2,220       | 37,371      | 4,204       | 57,376      | 23,373      | 6,393       | 2,09,450    | 11,750      | 74,042      | 30,722      |
| Shawls . . . . No.  | 30,379      | ..          | ..          | ..          | ..          | 45,667      | ..          | ..          | ..          | ..          |
| Other sorts . . . Value   | —           | —           | —           | —           | —           | 1,37,320    | 1,53,343    | 61,369      | 51,013      | 13,300      |
| Total Woolen manufactures "   | —           | —           | —           | —           | —           | 12,76,795   | 10,33,343   | 9,22,033    | 9,06,399    | 13,54,032   |
| <b>TOYS AND REQUISITES FOR GAMES AND SPORTS (including FISHING TACKLE other than FISHARMS), "</b> | —           | —           | —           | —           | —           | 55,171      | 98,747      | 1,31,309    | 73,014      | 1,17,129    |

No. 13—continued  
 NORTH AMERICA—UNITED STATES—continued  
 EXPORTS THERETO—continued

INDIAN MERCHANDISE—concluded

| ARTICLES   | QUANTITY |         |         |         |         | VALUE        |             |              |              |              |
|--|----------|---------|---------|---------|---------|--------------|-------------|--------------|--------------|--------------|
|  | 1931-32  | 1932-33 | 1933-34 | 1934-35 | 1935-36 | 1931-32      | 1932-33     | 1933-34      | 1934-35      | 1935-36      |
|  |          |         |         |         |         | R            | R           | R            | R            | R            |
| <b>WOOD AND TIMBER—</b>  |          |         |         |         |         |              |             |              |              |              |
| Teak Wood . Cubic Tons   | 1,793    | 192     | 527     | 1,051   | 469     | 5,04,804     | 57,972      | 1,16,558     | 2,70,878     | 1,16,321     |
| Sandal wood . Tons   | 509      | 170     | 422     | 412     | 559     | 8,59,339     | 2,67,490    | 5,68,345     | 4,72,809     | 5,78,080     |
| Other kinds of wood and timber . Value                         | —        | —       | —       | —       | —       | 8,957        | 8           | 11,640       | 11,318       | 9,040        |
| Manufactures of wood, other than furniture and cabinetware . " | —        | —       | —       | —       | —       | 5,525        | 13,334      | 12,700       | 5,081        | 7,948        |
| Total Wood and Timber . "                                      | —        | —       | —       | —       | —       | 13,78,625    | 8,38,805    | 7,04,243     | 7,00,146     | 7,11,899     |
| POSTAL ARTICLES . "  | —        | —       | —       | —       | —       | 17,612       | 18,066      | 9,111        | 8,151        | 9,218        |
| ALL OTHER ARTICLES OF MERCHANDISE . "                          | —        | —       | —       | —       | —       | 2,60,314     | 2,45,077    | 5,01,197     | 4,53,272     | 7,92,352     |
| <b>GRAND TOTAL</b> . "   | —        | —       | —       | —       | —       | 18,86,33,229 | 9,76,40,912 | 14,07,34,885 | 12,90,00,626 | 16,12,21,185 |

FOREIGN MERCHANDISE

| ARTICLES  | QUANTITY |         |         |         |         | VALUE    |          |          |         |          |
|---|----------|---------|---------|---------|---------|----------|----------|----------|---------|----------|
|   | 1931-32  | 1932-33 | 1933-34 | 1934-35 | 1935-36 | 1931-32  | 1932-33  | 1933-34  | 1934-35 | 1935-36  |
|   |          |         |         |         |         | R        | R        | R        | R       | R        |
| APPAREL (including DRAPERY, UNIFORMS, ACCOUTREMENTS, HATS, BUT excluding HOSIERY AND BOOTS AND SHOES) . Value | —        | —       | —       | —       | —       | 38,544   | 31,629   | 22,140   | 20,625  | 16,346   |
| ART. WORKS OF, other than PICTURES . "  | —        | —       | —       | —       | —       | 10,434   | 2,051    | 6,806    | 6,776   | 9,093    |
| BOOKS, PRINTED, AND PRINTED MATTER (not being STATIONERY including MAPS AND CHARTS) . Cwts.                   | 142      | 52      | 62      | 111     | 46      | 27,939   | 11,306   | 10,620   | 18,672  | 7,522    |
| DRUGS AND MEDICINES (excluding CHEMICALS AND PARAFFINS) . Value   | —        | —       | —       | —       | —       | 6,340    | 5,088    | 6,826    | 10,648  | 16,329   |
| DYEING AND TANNING SUBSTANCES . "   | —        | —       | —       | —       | —       | 18,297   | 1,960    | 2,937    | 26,908  | 1,792    |
| <b>FRUITS AND VEGETABLES—</b>   |          |         |         |         |         |          |          |          |         |          |
| Fruits and vegetables: dried, salted, or preserved . Tons   | 120      | 152     | 8       | 45      | 84      | 1,47,018 | 2,16,564 | 22,250   | 91,604  | 1,05,517 |
| FURNITURE AND CABINETWARE . Value   | —        | —       | —       | —       | —       | 13,151   | 11,702   | 9,125    | 10,179  | 2,163    |
| <b>GUMS AND RESINS—</b>   |          |         |         |         |         |          |          |          |         |          |
| Olibanum or Frankincense Cwts.  | 680      | 929     | 2,671   | 746     | 1,938   | 20,207   | 23,680   | 33,538   | 8,592   | 23,865   |
| Resin . . . . "   | 501      | ..      | ..      | ..      | ..      | 12,525   | ..       | ..       | ..      | ..       |
| Other sorts . . . . "   | 9,867    | 6,722   | 6,981   | 2,745   | 1,041   | 2,39,541 | 1,03,334 | 1,06,288 | 48,184  | 37,484   |
| Total Gums and Resins . "   | 10,988   | 7,650   | 9,652   | 3,491   | 2,979   | 2,72,278 | 1,27,314 | 1,39,816 | 56,776  | 61,299   |
| <b>HARDWARE (including CUTLERY) . Value</b>   |          |         |         |         |         |          |          |          |         |          |
| HIDES AND SKINS, RAW—   | —        | —       | —       | —       | —       | 97,607   | 1,10,178 | 60,366   | 62,914  | 72,404   |
| SKINS, RAW  | 12       | 4       | 2       | ..      | 10      | 4,15,016 | 1,07,744 | 5,700    | ..      | 7,97,783 |
|   | —60,801  | —12,804 | —7,348  | ..      | —35,285 |          |          |          |         |          |

No. 13—*continued*  
 NORTH AMERICA—UNITED STATES—*concluded*  
 EXPORTS THEREOF—*concluded*

FOREIGN MERCHANDISE—*continued*

| ARTICLES  | QUANTITY  |           |           |           |            | VALUE               |                    |                     |                     |                     |
|---|-----------|-----------|-----------|-----------|------------|---------------------|--------------------|---------------------|---------------------|---------------------|
|   | 1931-32   | 1932-33   | 1933-34   | 1934-35   | 1935-36    | 1931-32             | 1932-33            | 1933-34             | 1934-35             | 1935-36             |
| <b>INSTRUMENTS, APPARATUS, AND APPLIANCES, AND PARTS THEREOF—</b>                           |           |           |           |           |            | R                   | R                  | R                   | R                   | R                   |
| Electrical . . . . . Value  | —         | —         | —         | —         | —          | 4,20,668            | 81,620             | 24,345              | 94,003              | 17,850              |
| Musical . . . . . "   | —         | —         | —         | —         | —          | 20,670              | 3,277              | 2,748               | 1,000               | 1,388               |
| Photographic . . . . . "  | —         | —         | —         | —         | —          | 1,35,637            | 55,856             | 83,614              | 75,810              | 39,315              |
| Other sorts . . . . . "   | —         | —         | —         | —         | —          | 79,075              | 68,828             | 34,928              | 48,734              | 18,645              |
| <b>Total . . . . . "</b>  | —         | —         | —         | —         | —          | <b>8,55,050</b>     | <b>1,54,581</b>    | <b>1,45,635</b>     | <b>1,69,118</b>     | <b>77,198</b>       |
| <b>LEATHER . . . . . "</b>  | —         | —         | —         | —         | —          | <b>17,111</b>       | <b>4,000</b>       | <b>4,528</b>        | <b>4,084</b>        | <b>500</b>          |
| <b>MACHINERY AND MILLWORK—</b>  |           |           |           |           |            |                     |                    |                     |                     |                     |
| Electrical machinery of all kinds . . . . . "   | —         | —         | —         | —         | —          | 6,147               | 10,846             | 12,851              | 8,120               | 9,822               |
| Other sorts of machinery . . . . . "  | —         | —         | —         | —         | —          | 3,07,112            | 2,05,857           | 1,49,606            | 68,761              | 1,06,048            |
| <b>Total Machinery and Millwork . . . . . "</b>   | —         | —         | —         | —         | —          | <b>3,13,259</b>     | <b>2,16,703</b>    | <b>1,62,457</b>     | <b>76,881</b>       | <b>1,15,870</b>     |
| <b>OILS—</b>  |           |           |           |           |            |                     |                    |                     |                     |                     |
| Mineral . . . . . Gals.   | 39,106    | 281,298   | 588,565   | 69        | 807        | 7,595               | 49,598             | 1,08,560            | 68                  | 2,319               |
| <b>PAINTS AND COLOURS . . . . . Cwt.</b>  | <b>79</b> | <b>5</b>  | <b>18</b> | <b>..</b> | <b>..</b>  | <b>10,376</b>       | <b>900</b>         | <b>2,767</b>        | <b>..</b>           | <b>..</b>           |
| <b>PRINTING AND LITHOGRAPHING MACHINERY AND MATERIALS (excluding PAPER) . . . . . Value</b> | —         | —         | —         | —         | —          | 3,375               | 901                | 1,800               | 10,095              | 2,339               |
| <b>RUBBER MANUFACTURES . . . . . "</b>  | —         | —         | —         | —         | —          | 1,879               | 2,06,848           | 50,205              | 933                 | 852                 |
| <b>SPICES . . . . . Cwts.</b>   | ..        | ..        | ..        | ..        | 2,415      | ..                  | ..                 | ..                  | ..                  | 40,140              |
| <b>STATIONERY (excluding PAPER) . . . . . Value</b>   | —         | —         | —         | —         | —          | 15,766              | 646                | ..                  | ..                  | 602                 |
| <b>SUGAR 16 D. E. AND BELOW . . . . . Tons</b>  | ..        | ..        | 3,528     | ..        | ..         | ..                  | ..                 | 63,678              | ..                  | ..                  |
| <b>TEXTILES—</b>  |           |           |           |           |            |                     |                    |                     |                     |                     |
| <b>Cotton Manufactures—</b>   |           |           |           |           |            |                     |                    |                     |                     |                     |
| Fleece goods . . . . . Yards  | 5,026     | 49,585    | 29,610    | ..        | ..         | 1,047               | 17,050             | 8,148               | ..                  | ..                  |
| Haberdashery and Millinery . . . . . Value  | —         | —         | —         | —         | —          | 18,976              | 21,747             | 34,571              | 17,899              | 7,854               |
| Wool, raw . . . . . Lbs.  | 5,439,505 | 1,657,582 | 7,644,227 | 5,030,032 | 10,424,357 | 18,89,878           | 4,04,183           | 20,75,830           | 11,00,614           | 24,61,993           |
| " manufactures . . . . . Value  | —         | —         | —         | —         | —          | 2,97,993            | 2,73,605           | 82,395              | 13,144              | 4,061               |
| <b>TOBACCO—</b>   |           |           |           |           |            |                     |                    |                     |                     |                     |
| Unmanufactured . . . . . Lbs.   | 2,145     | ..        | 4,248     | ..        | 51,196     | 1,599               | ..                 | 7,752               | ..                  | 34,581              |
| <b>VEHICLES (excluding LOCOMOTIVES, ETC., FOR RAILWAYS)—</b>                                |           |           |           |           |            |                     |                    |                     |                     |                     |
| Carriages and carts (excluding Railway Carriages) and parts thereof . . . . . "             | —         | —         | —         | —         | —          | 4,677               | 15,265             | 9,975               | ..                  | 2,894               |
| Other sorts . . . . . "   | —         | —         | —         | —         | —          | 77,108              | 84,651             | 19,939              | 17,668              | 20,430              |
| <b>POSTAL ARTICLES . . . . . "</b>  | —         | —         | —         | —         | —          | <b>1,739</b>        | <b>471</b>         | <b>1,001</b>        | <b>..</b>           | <b>..</b>           |
| <b>ALL OTHER ARTICLES OF MERCHANDISE . . . . . "</b>  | —         | —         | —         | —         | —          | <b>2,80,027</b>     | <b>1,24,812</b>    | <b>2,72,429</b>     | <b>6,73,662</b>     | <b>3,87,482</b>     |
| <b>GRAND TOTAL . . . . . "</b>  | —         | —         | —         | —         | —          | <b>42,04,473</b>    | <b>22,41,482</b>   | <b>33,38,271</b>    | <b>24,25,758</b>    | <b>42,48,868</b>    |
| <b>GRAND TOTAL OF INDIAN AND FOREIGN MERCHANDISE . . . . . "</b>                            | —         | —         | —         | —         | —          | <b>14,39,27,703</b> | <b>9,98,82,394</b> | <b>14,40,78,156</b> | <b>18,14,45,384</b> | <b>16,54,70,053</b> |



No. 13—continued  
NORTH AMERICA—BERMUDA  
IMPORTS THEREFROM  
Nil.

EXPORTS THERETO

INDIAN MERCHANDISE

| ARTICLES    | QUANTITY |         |         |         |         | VALUE   |         |         |         |         |
|-------------|----------|---------|---------|---------|---------|---------|---------|---------|---------|---------|
|             | 1931-32  | 1932-33 | 1933-34 | 1934-35 | 1935-36 | 1931-32 | 1932-33 | 1933-34 | 1934-35 | 1935-36 |
| TOTAL VALUE | —        | —       | —       | —       | —       | £ 1,991 | £ 1,713 | £ 2,846 | £ 2,408 | £ 100   |

FOREIGN MERCHANDISE

| ARTICLES  | QUANTITY |         |         |         |         | VALUE   |         |         |         |         |
|---|----------|---------|---------|---------|---------|---------|---------|---------|---------|---------|
|   | 1931-32  | 1932-33 | 1933-34 | 1934-35 | 1935-36 | 1931-32 | 1932-33 | 1933-34 | 1934-35 | 1935-36 |
| TOTAL VALUE   | —        | —       | —       | —       | —       | £ ..    | £ ..    | £ ..    | £ 291   | £ ..    |
| GRAND TOTAL OF INDIAN AND FOREIGN MERCHANDISE . . . Value | —        | —       | —       | —       | —       | £ 1,991 | £ 1,713 | £ 2,846 | £ 2,699 | £ 100   |

NORTH AMERICA—CUBA

IMPORTS THEREFROM

| ARTICLES    | QUANTITY |         |         |         |         | VALUE   |         |         |         |         |
|-------------|----------|---------|---------|---------|---------|---------|---------|---------|---------|---------|
|             | 1931-32  | 1932-33 | 1933-34 | 1934-35 | 1935-36 | 1931-32 | 1932-33 | 1933-34 | 1934-35 | 1935-36 |
| TOTAL VALUE | —        | —       | —       | —       | —       | £ 5,741 | £ 290   | £ ..    | £ ..    | £ 166   |

EXPORTS THERETO

INDIAN MERCHANDISE

| ARTICLES   | QUANTITY   |            |            |            |            | VALUE         |             |             |             |             |
|--|------------|------------|------------|------------|------------|---------------|-------------|-------------|-------------|-------------|
|  | 1931-32    | 1932-33    | 1933-34    | 1934-35    | 1935-36    | 1931-32       | 1932-33     | 1933-34     | 1934-35     | 1935-36     |
| GRAIN, PULSE, AND FLOUR—<br>Rice, not in the husk . Tons | 70,173     | 39,043     | 46,130     | 16,715     | 25,449     | £ 51,99,640   | £ 29,93,122 | £ 28,18,641 | £ 8,52,132  | £ 21,21,302 |
| LAC—<br>Shell . . . Cwts.                                | 221        | 399        | 443        | 183        | 394        | £ 9,937       | £ 13,839    | £ 15,490    | £ 12,000    | £ 12,303    |
| TEXTILES—<br>Jute—<br>Raw . . . Tons                     | 143        | 54         | 80         | 345        | 192        | £ 23,730      | £ 12,000    | £ 10,500    | £ 43,054    | £ 33,202    |
| Manufactures—<br>Gunny bags . . No.                      | 15,477,900 | 12,399,400 | 13,132,218 | 19,310,450 | 18,331,000 | £ 52,54,421   | £ 44,20,530 | £ 38,12,820 | £ 57,12,428 | £ 59,05,556 |
| Gunny cloth . . Yards                                    | 562,033    | 230,000    | 30,000     | 73,215     | 313,500    | £ 57,173      | £ 21,037    | £ 9,202     | £ 11,042    | £ 30,942    |
| ALL OTHER ARTICLES<br>OF MERCHANDISE . Value             | —          | —          | —          | —          | —          | £ 10,525      | £ 13,200    | £ 3,675     | £ ..        | £ 2,960     |
| GRAND TOTAL . . .  | —          | —          | —          | —          | —          | £ 1,05,55,426 | £ 74,78,778 | £ 66,05,828 | £ 69,29,706 | £ 78,05,963 |

FOREIGN MERCHANDISE

| ARTICLES  | QUANTITY |         |         |         |         | VALUE         |             |             |             |             |
|---|----------|---------|---------|---------|---------|---------------|-------------|-------------|-------------|-------------|
|   | 1931-32  | 1932-33 | 1933-34 | 1934-35 | 1935-36 | 1931-32       | 1932-33     | 1933-34     | 1934-35     | 1935-36     |
| TOTAL VALUE   | —        | —       | —       | —       | —       | £ ..          | £ ..        | £ ..        | £ ..        | £ 66        |
| GRAND TOTAL OF INDIAN AND FOREIGN MERCHANDISE . . . Value | —        | —       | —       | —       | —       | £ 1,05,55,426 | £ 74,78,778 | £ 66,05,828 | £ 69,29,706 | £ 78,05,931 |

No. 13—continued  
NORTH AMERICA—HAYTI AND ST. DOMINGO  
IMPORTS THEREFROM

| ARTICLES                                  | QUANTITY |         |         |         |         | VALUE   |         |         |         |         |
|---|----------|---------|---------|---------|---------|---------|---------|---------|---------|---------|
|   | 1931-32  | 1932-33 | 1933-34 | 1934-35 | 1935-36 | 1931-32 | 1932-33 | 1933-34 | 1934-35 | 1935-36 |
| POSTAL ARTICLES NOT SPECIFIED . . . Value | —        | —       | —       | —       | —       | R       | R       | R       | R       | R       |
|   |          |         |         |         |         | 1,038   | 814     | 666     | 243     | ..      |
| GRAND TOTAL ..                            | —        | —       | —       | —       | —       | 1,038   | 814     | 666     | 243     | ..      |

## EXPORTS THERETO

## INDIAN MERCHANDISE

| ARTICLES  | QUANTITY  |           |           |           |           | VALUE    |          |          |          |          |
|---|-----------|-----------|-----------|-----------|-----------|----------|----------|----------|----------|----------|
|   | 1931-32   | 1932-33   | 1933-34   | 1934-35   | 1935-36   | 1931-32  | 1932-33  | 1933-34  | 1934-35  | 1935-36  |
| GRAIN, PULSE, AND FLOUR—<br>Rice, not in the husk . Tons  | 1,272     | 2,000     | 600       | ..        | ..        | R        | R        | R        | R        | R        |
|   |           |           |           |           |           | 80,457   | 1,32,608 | 35,115   | ..       | ..       |
| TEXTILES—<br>Jute—<br>Manufactures—<br>Gunny bags . . No. | 1,324,700 | 2,051,400 | 2,580,600 | 2,391,600 | 3,351,000 | 5,55,302 | 6,61,110 | 6,70,535 | 6,37,171 | 8,73,243 |
| POSTAL ARTICLES . . Value                                 | —         | —         | —         | —         | —         | 8,165    | 9,223    | 9,601    | 11,023   | ..       |
| ALL OTHER ARTICLES OF MERCHANDISE . .                     | —         | —         | —         | —         | —         | 5,681    | 4,690    | 4,144    | 365      | 1,154    |
| GRAND TOTAL ..  | —         | —         | —         | —         | —         | 6,55,605 | 8,07,631 | 7,19,485 | 6,48,564 | 8,74,397 |

## FOREIGN MERCHANDISE

| ARTICLES  | QUANTITY |         |         |         |         | VALUE    |          |          |          |          |
|---|----------|---------|---------|---------|---------|----------|----------|----------|----------|----------|
|   | 1931-32  | 1932-33 | 1933-34 | 1934-35 | 1935-36 | 1931-32  | 1932-33  | 1933-34  | 1934-35  | 1935-36  |
| POSTAL ARTICLES . . Value                         | —        | —       | —       | —       | —       | R        | R        | R        | R        | R        |
|   |          |         |         |         |         | 3,093    | 1,791    | ..       | 710      | ..       |
| GRAND TOTAL ..                                    | —        | —       | —       | —       | —       | 3,093    | 1,791    | ..       | 710      | ..       |
| GRAND TOTAL OF INDIAN AND FOREIGN MERCHANDISE . . | —        | —       | —       | —       | —       | 6,53,098 | 8,00,422 | 7,19,485 | 6,49,274 | 8,74,397 |

NORTH AMERICA—PORTO RICO  
IMPORTS THEREFROM

| ARTICLES    | QUANTITY |         |         |         |         | VALUE   |         |         |         |         |
|-------------|----------|---------|---------|---------|---------|---------|---------|---------|---------|---------|
|             | 1931-32  | 1932-33 | 1933-34 | 1934-35 | 1935-36 | 1931-32 | 1932-33 | 1933-34 | 1934-35 | 1935-36 |
| TOTAL VALUE | —        | —       | —       | —       | —       | ..      | ..      | 122     | ..      | ..      |

## EXPORTS THERETO

## INDIAN MERCHANDISE

| ARTICLES  | QUANTITY  |           |           |           |           | VALUE     |           |          |           |           |
|---|-----------|-----------|-----------|-----------|-----------|-----------|-----------|----------|-----------|-----------|
|   | 1931-32   | 1932-33   | 1933-34   | 1934-35   | 1935-36   | 1931-32   | 1932-33   | 1933-34  | 1934-35   | 1935-36   |
| TEXTILES—<br>Jute—<br>Manufactures—<br>Gunny bags . . No. | 6,062,000 | 4,844,200 | 3,861,600 | 5,845,600 | 5,084,100 | R         | R         | R        | R         | R         |
|   |           |           |           |           |           | 18,24,433 | 14,67,180 | 8,91,419 | 15,29,647 | 12,07,111 |
| Gunny cloth . . Yards                                     | 180,000   | ..        | 30,000    | 109,000   | 60,000    | 15,125    | ..        | 3,000    | 10,000    | 5,000     |
| ALL OTHER ARTICLES OF MERCHANDISE . Value                 | —         | —         | —         | —         | —         | ..        | ..        | 24       | 548       | 42        |
| GRAND TOTAL ..  | —         | —         | —         | —         | —         | 18,30,558 | 14,67,180 | 8,94,443 | 15,30,595 | 13,02,153 |

## FOREIGN MERCHANDISE

Nil

No. 13—continued  
NORTH AMERICA—WEST INDIES  
IMPORTS THEREFROM

| ARTICLES  | QUANTITY |         |         |         |         | VALUE   |         |         |         |         |
|---|----------|---------|---------|---------|---------|---------|---------|---------|---------|---------|
|   | 1931-32  | 1932-33 | 1933-34 | 1934-35 | 1935-36 | 1931-32 | 1932-33 | 1933-34 | 1934-35 | 1935-36 |
| BUILDING AND ENGINEERING MATERIALS, other than OF IRON, STEEL, OR WOOD— |          |         |         |         |         | B       | B       | B       | B       | B       |
| Asphalt . . . Tons  | 780      | 130     | ..      | ..      | ..      | 66,368  | 11,952  | ..      | ..      | ..      |
| DRUGS AND MEDICINES excluding CHEMICALS AND NARCOTICS . . . Value       | —        | —       | —       | —       | —       | 17,143  | 8,838   | 2,785   | 6,174   | 4,820   |
| LIQUORS—  |          |         |         |         |         |         |         |         |         |         |
| Spirit . . . Gals.  | ..       | ..      | 95      | 393     | 462     | ..      | ..      | 3,127   | 2,185   | 14,042  |
| POSTAL ARTICLES . . . Value   | —        | —       | —       | —       | —       | ..      | 22      | ..      | ..      | 8       |
| ALL OTHER ARTICLES OF MERCHANDISE . . . "                               | —        | —       | —       | —       | —       | 57      | 307     | 623     | 575     | 1,624   |
| GRAND TOTAL . . . "   | —        | —       | —       | —       | —       | 89,598  | 21,179  | 6,535   | 15,884  | 20,494  |

## EXPORTS THERETO

## INDIAN MERCHANDISE

| ARTICLES   | QUANTITY  |           |           |           |           | VALUE     |           |           |           |           |
|--|-----------|-----------|-----------|-----------|-----------|-----------|-----------|-----------|-----------|-----------|
|  | 1931-32   | 1932-33   | 1933-34   | 1934-35   | 1935-36   | 1931-32   | 1932-33   | 1933-34   | 1934-35   | 1935-36   |
| APPAREL (including DRAPERY, UNIFORMS, ACCOUTREMENTS BUT excluding HOSIERY AND BOOTS AND SHOES) . . . Value | —         | —         | —         | —         | —         | 7,936     | 8,834     | 7,691     | 9,953     | 10,689    |
| BOOTS AND SHOES . . . Pair   | ..        | ..        | 1,940     | 94,760    | 199,826   | ..        | ..        | 1,897     | 54,605    | 1,11,997  |
| CHEMICALS AND CHEMICAL PREPARATIONS (excluding MANURES AND MEDICINES)—                                     |           |           |           |           |           |           |           |           |           |           |
| Potassium Compounds—   |           |           |           |           |           |           |           |           |           |           |
| Sulphate . . . Cwts.   | ..        | 3,955     | 5,093     | 1,000     | 11,220    | ..        | 37,119    | 41,030    | 3,000     | 86,955    |
| DRUGS AND MEDICINES (excluding CHEMICALS AND NARCOTICS) . . . Value  | —         | —         | —         | —         | —         | 1,140     | 2,115     | 15,694    | 17,086    | 18,791    |
| GRAIN, PULSE, AND FLOUR—   |           |           |           |           |           |           |           |           |           |           |
| Pulse . . . Tons   | 768       | 628       | 961       | 521       | 677       | 1,10,404  | 82,968    | 1,16,294  | 67,788    | 94,298    |
| Rice, not in the husk . . . "  | 19,724    | 15,094    | 21,206    | 36,308    | 43,031    | 16,82,855 | 12,21,248 | 13,41,926 | 25,06,111 | 33,98,954 |
| Other sorts . . . "  | ..        | ..        | ..        | ..        | ..        | 6         | ..        | ..        | 30        | ..        |
| Total Grain, pulse, and flour . . . "  | 20,487    | 15,722    | 22,167    | 36,824    | 43,708    | 17,93,265 | 12,04,211 | 14,58,220 | 25,73,879 | 34,98,247 |
| METALS AND ORES . . . "  | 8         | 7         | 4         | 3         | 3         | 24,630    | 18,005    | 10,248    | 6,740     | 6,059     |
| OILS—  |           |           |           |           |           |           |           |           |           |           |
| Vegetable, non-essential Gals.   | 5,324     | 4,100     | 6,291     | 1,195     | 7,268     | 9,973     | 6,211     | 8,054     | 1,080     | 10,800    |
| PROVISIONS AND OILMAN'S STORES . . . Value   | —         | —         | —         | —         | —         | 57,804    | 30,781    | 89,848    | 26,019    | 30,670    |
| TEA . . . Lbs.   | 57,700    | 174,604   | 68,550    | 114,150   | 67,528    | 25,826    | 74,514    | 36,743    | 64,958    | 34,061    |
| TEXTILES—  |           |           |           |           |           |           |           |           |           |           |
| Jute—  |           |           |           |           |           |           |           |           |           |           |
| Manufactures—  |           |           |           |           |           |           |           |           |           |           |
| Gunny bags . . . No.   | 3,310,654 | 3,464,937 | 4,582,500 | 3,416,990 | 4,709,331 | 11,31,065 | 11,18,607 | 12,65,907 | 9,14,376  | 12,79,534 |
| Other kinds . . . Value  | —         | —         | —         | —         | —         | 50        | 170       | 281       | 4,484     | 129       |
| Total Jute manufactures (including Twist and Yarn) . . . "   | —         | —         | —         | —         | —         | 11,31,115 | 11,18,777 | 12,66,188 | 9,18,860  | 12,79,663 |
| TOBACCO—   |           |           |           |           |           |           |           |           |           |           |
| Unmanufactured . . . Lbs.  | ..        | 42,701    | 68,412    | 69,208    | 71,899    | ..        | 20,769    | 25,546    | 39,684    | 27,899    |
| TOYS AND REQUISITES FOR GAMES AND SPORTS (including FISHING TACKLES (other than FIRE ARMS) Value           | —         | —         | —         | —         | —         | 3,971     | 4,871     | 5,776     | 11,822    | 7,459     |
| ALL OTHER ARTICLES OF MERCHANDISE . . . "  | —         | —         | —         | —         | —         | 25,997    | 21,078    | 16,990    | 17,631    | 30,407    |
| GRAND TOTAL . . . "  | —         | —         | —         | —         | —         | 30,81,157 | 26,26,805 | 29,33,420 | 37,60,912 | 51,48,757 |

No. 13—continued  
NORTH AMERICA—WEST INDIES—continued

## EXPORTS THERETO—continued

## FOREIGN MERCHANDISE

| ARTICLES  | QUANTITY |         |         |         |         | VALUE     |           |           |           |           |
|---|----------|---------|---------|---------|---------|-----------|-----------|-----------|-----------|-----------|
|   | 1931-32  | 1932-33 | 1933-34 | 1934-35 | 1935-36 | 1931-32   | 1932-33   | 1933-34   | 1934-35   | 1935-36   |
| TOTAL VALUE   | —        | —       | —       | —       | —       | £         | £         | £         | £         | £         |
|   |          |         |         |         |         | 483       | 10,539    | 850       | 1,259     | 1,278     |
| GRAND TOTAL OF INDIAN AND FOREIGN MERCHANDISE . . . Value | —        | —       | —       | —       | —       | 80,81,645 | 26,37,344 | 29,33,770 | 37,62,171 | 51,50,038 |

NORTH AMERICA—MEXICO  
IMPORTS THEREFROM

| ARTICLES  | QUANTITY |         |         |         |         | VALUE   |          |          |          |          |
|---|----------|---------|---------|---------|---------|---------|----------|----------|----------|----------|
|   | 1931-32  | 1932-33 | 1933-34 | 1934-35 | 1935-36 | 1931-32 | 1932-33  | 1933-34  | 1934-35  | 1935-36  |
| BUILDING AND ENGINEERING MATERIALS, other than OF IRON STEEL OR WOOD—Asphalt . . . Tons | ..       | 15,857  | 5,066   | 11,822  | 13,141  | ..      | 9,30,686 | 2,17,063 | 5,24,416 | 5,30,221 |
| TEXTILES—Cotton—Raw . . . "   | 92       | ..      | ..      | ..      | ..      | 80,000  | ..       | ..       | ..       | 106      |
| ALL OTHER ARTICLES OF MERCHANDISE . . . Value   | —        | —       | —       | —       | —       | 1,606   | 50       | 2,337    | 2,430    | 5,218    |
| GRAND TOTAL ..  | —        | —       | —       | —       | —       | 81,866  | 9,30,686 | 2,20,300 | 5,26,846 | 5,35,544 |

## EXPORTS THERETO

## INDIAN MERCHANDISE

| ARTICLES                                      | QUANTITY |         |         |         |         | VALUE    |           |          |           |           |
|---|----------|---------|---------|---------|---------|----------|-----------|----------|-----------|-----------|
|   | 1931-32  | 1932-33 | 1933-34 | 1934-35 | 1935-36 | 1931-32  | 1932-33   | 1933-34  | 1934-35   | 1935-36   |
| Lac—Shell . . . Cwts.                         | ..       | 15      | 257     | 360     | 1,479   | ..       | 400       | 2,764    | 22,358    | 60,753    |
| PARAFFIN WAX . . . Tons                       | 1,500    | 3,229   | 650     | 4,600   | 3,550   | 6,30,000 | 13,55,574 | 2,73,000 | 19,32,000 | 15,01,500 |
| TEXTILES—Jute—Raw . . . Tons                  | 536      | 134     | 285     | 617     | 847     | 92,068   | 25,760    | 46,505   | 83,470    | 1,42,945  |
| Manufactures—Gunny bags . . . No.             | 80,000   | 60,300  | 70,000  | 96,300  | 110,000 | 7,540    | 15,692    | 16,075   | 23,388    | 21,444    |
| Gunny cloth . . . Yards                       | 120,000  | ..      | ..      | ..      | ..      | 12,100   | ..        | ..       | ..        | ..        |
| ALL OTHER ARTICLES OF MERCHANDISE . . . Value | —        | —       | —       | —       | —       | 2,668    | ..        | 2,600    | 5,815     | 2,057     |
| GRAND TOTAL ..                                | —        | —       | —       | —       | —       | 7,45,276 | 13,98,426 | 3,46,945 | 20,72,529 | 17,29,299 |

## FOREIGN MERCHANDISE

| ARTICLES  | QUANTITY |         |         |         |         | VALUE    |           |          |           |           |
|---|----------|---------|---------|---------|---------|----------|-----------|----------|-----------|-----------|
|   | 1931-32  | 1932-33 | 1933-34 | 1934-35 | 1935-36 | 1931-32  | 1932-33   | 1933-34  | 1934-35   | 1935-36   |
| TOTAL VALUE   | —        | —       | —       | —       | —       | —        | ..        | 5,791    | ..        | ..        |
| GRAND TOTAL OF INDIAN AND FOREIGN MERCHANDISE . . . Value | —        | —       | —       | —       | —       | 7,45,276 | 13,98,426 | 3,52,736 | 20,72,529 | 17,29,299 |

CENTRAL AMERICA—GUATEMALA  
IMPORTS THEREFROM  
Nil.

## EXPORTS THERETO

## INDIAN MERCHANDISE

| ARTICLES                           | QUANTITY |         |         |         |         | VALUE   |         |         |         |         |
|------------------------------------|----------|---------|---------|---------|---------|---------|---------|---------|---------|---------|
|                                    | 1931-32  | 1932-33 | 1933-34 | 1934-35 | 1935-36 | 1931-32 | 1932-33 | 1933-34 | 1934-35 | 1935-36 |
| TEXTILES—Jute—Gunny bags . . . No. | 150,230  | 78,077  | 42,390  | 95,809  | 35,600  | 45,087  | 19,062  | 10,131  | 23,192  | 8,837   |
| GRAND TOTAL . . . Value            | —        | —       | —       | —       | —       | 45,087  | 19,062  | 10,131  | 23,192  | 8,837   |

FOREIGN MERCHANDISE  
Nil.

HONDURAS  
SAN SALVADOR  
NICARAGUA

( 564 )

No. 13—continued

CENTRAL AMERICA—HONDURAS

IMPORTS THEREFROM  
Nil.

EXPORTS THERETO

INDIAN MERCHANDISE

| ARTICLES   | QUANTITY |         |         |         |         | VALUE   |         |         |         |         |
|--|----------|---------|---------|---------|---------|---------|---------|---------|---------|---------|
|  | 1931-32  | 1932-33 | 1933-34 | 1934-35 | 1935-36 | 1931-32 | 1932-33 | 1933-34 | 1934-35 | 1935-36 |
| GRAIN, PULSE AND FLOUR—<br>Rice not in the husk—<br>Cleansed rice . . . Tons | ..       | ..      | 300     | 125     | 340     | ..      | ..      | 6,240   | 7,130   | 26,179  |
| TEXTILES—<br>Jute—<br>Manufactures—<br>Gunny bags . . . No.                  | 11,200   | 20,000  | 87,200  | 81,600  | 136,300 | 3,356   | 6,800   | 25,514  | 21,538  | 36,010  |
| ALL OTHER ARTICLES OF<br>MERCHANDISE . . . Value                             | —        | —       | —       | —       | —       | ..      | 608     | 261     | 365     | 9,074   |
| GRAND TOTAL . . .  | —        | —       | —       | —       | —       | 3,356   | 7,308   | 31,021  | 29,386  | 70,107  |

FOREIGN MERCHANDISE  
Nil.

CENTRAL AMERICA—SAN SALVADOR

IMPORTS THEREFROM  
Nil.

EXPORTS THERETO

INDIAN MERCHANDISE

| ARTICLES  | QUANTITY |         |         |         |         | VALUE   |         |         |         |         |
|---|----------|---------|---------|---------|---------|---------|---------|---------|---------|---------|
|   | 1931-32  | 1932-33 | 1933-34 | 1934-35 | 1935-36 | 1931-32 | 1932-33 | 1933-34 | 1934-35 | 1935-36 |
| TEXTILES—<br>Jute—<br>Manufactures—<br>Gunny bags . . . No. | 170,300  | 168,400 | 3,030   | 3,000   | ..      | 52,081  | 49,938  | 840     | 810     | ..      |
| Gunny cloth . . . Yds.                                      | ..       | ..      | 7,000   | ..      | ..      | ..      | ..      | 1,025   | ..      | ..      |
| GRAND TOTAL . . . Value                                     | —        | —       | —       | —       | —       | 52,081  | 49,938  | 1,865   | 810     | ..      |

FOREIGN MERCHANDISE  
Nil.

CENTRAL AMERICA—NICARAGUA

IMPORTS THEREFROM  
Nil.

EXPORTS THERETO

INDIAN MERCHANDISE

| ARTICLES  | QUANTITY |         |         |         |         | VALUE   |         |         |          |         |
|---|----------|---------|---------|---------|---------|---------|---------|---------|----------|---------|
|   | 1931-32  | 1932-33 | 1933-34 | 1934-35 | 1935-36 | 1931-32 | 1932-33 | 1933-34 | 1934-35  | 1935-36 |
| TEXTILES—<br>Jute—<br>Manufactures—<br>Gunny bags . . . No. | 275,425  | 169,155 | 322,494 | 418,228 | 355,367 | 80,670  | 45,200  | 82,006  | 1,04,305 | 96,805  |
| ALL OTHER ARTICLES OF<br>MERCHANDISE . . . Value            | —        | —       | —       | —       | —       | ..      | 19      | 106     | ..       | ..      |
| GRAND TOTAL . . .   | —        | —       | —       | —       | —       | 80,670  | 45,219  | 82,103  | 1,04,305 | 96,805  |

FOREIGN MERCHANDISE

| ARTICLES  | QUANTITY |         |         |         |         | VALUE   |         |         |          |         |
|---|----------|---------|---------|---------|---------|---------|---------|---------|----------|---------|
|   | 1931-32  | 1932-33 | 1933-34 | 1934-35 | 1935-36 | 1931-32 | 1932-33 | 1933-34 | 1934-35  | 1935-36 |
| TOTAL VALUE . . .   | —        | —       | —       | —       | —       | ..      | 73      | ..      | ..       | ..      |
| GRAND TOTAL OF INDIAN<br>AND FOREIGN MER-<br>CHANDISE . . . Value | —        | —       | —       | —       | —       | 80,670  | 45,292  | 82,103  | 1,04,305 | 96,805  |

No. 13—continued

## CENTRAL AMERICA—COSTA RICA

IMPORTS THEREFROM

Nil.

## EXPORTS THERETO

## INDIAN MERCHANDISE

| ARTICLES  | QUANTITY |         |         |         |         | VALUE       |             |             |             |             |
|---|----------|---------|---------|---------|---------|-------------|-------------|-------------|-------------|-------------|
|   | 1931-32  | 1932-33 | 1933-34 | 1934-35 | 1935-36 | 1931-32     | 1932-33     | 1933-34     | 1934-35     | 1935-36     |
| Textiles—<br>Jute—<br>Manufactures—<br>Gunny bags . No. | 108,950  | 330,050 | 421,700 | 235,300 | 99,850  | R<br>51,326 | R<br>78,522 | R<br>96,245 | R<br>47,890 | R<br>20,752 |
| GRAND TOTAL . Value                                     | —        | —       | —       | —       | —       | 51,326      | 78,522      | 96,245      | 47,890      | 20,752      |

## FOREIGN MERCHANDISE

Nil.

## SOUTH AMERICA—COLOMBIA

IMPORTS THEREFROM

| ARTICLES            | QUANTITY |         |         |         |         | VALUE   |         |         |         |         |
|---------------------|----------|---------|---------|---------|---------|---------|---------|---------|---------|---------|
|                     | 1931-32  | 1932-33 | 1933-34 | 1934-35 | 1935-36 | 1931-32 | 1932-33 | 1933-34 | 1934-35 | 1935-36 |
| TOTAL VALUE . Value | —        | —       | —       | —       | —       | ..      | 2,468   | 0       | ..      | ..      |

## EXPORTS THERETO

## INDIAN MERCHANDISE

| ARTICLES  | QUANTITY |         |         |         |         | VALUE         |             |               |             |               |
|---|----------|---------|---------|---------|---------|---------------|-------------|---------------|-------------|---------------|
|   | 1931-32  | 1932-33 | 1933-34 | 1934-35 | 1935-36 | 1931-32       | 1932-33     | 1933-34       | 1934-35     | 1935-36       |
| GRAIN, PULSES AND FLOUR—<br>Rice not in the husk . Tons | 8,486    | 48      | 1,814   | 5       | 2,823   | R<br>2,38,026 | R<br>8,169  | R<br>7,62,300 | R<br>515    | R<br>5,95,800 |
| PARAFFIN WAX . "  | ..       | ..      | ..      | 1,414   | ..      | ..            | ..          | ..            | ..          | 10,70,612     |
| Textiles—<br>Jute—<br>Manufactures—<br>Gunny bags . No. | 2,000    | 260,000 | 101,005 | 171,050 | 410,000 | R<br>560      | R<br>56,869 | R<br>30,231   | R<br>41,473 | R<br>94,100   |
| Gunny cloth . Yds.                                      | 30,000   | 70,000  | 90,000  | 172,000 | 200,000 | R<br>2,837    | R<br>5,744  | R<br>8,312    | R<br>15,547 | R<br>16,412   |
| ALL OTHER ARTICLES OF<br>MERCHANDISE . Value            | —        | —       | —       | —       | —       | ..            | ..          | 2,892         | ..          | 2,628         |
| GRAND TOTAL . "   | —        | —       | —       | —       | —       | 2,41,433      | 65,782      | 8,03,785      | 6,52,935    | 11,89,952     |

## FOREIGN MERCHANDISE

| ARTICLES  | QUANTITY |         |         |         |         | VALUE    |         |          |          |           |
|---|----------|---------|---------|---------|---------|----------|---------|----------|----------|-----------|
|   | 1931-32  | 1932-33 | 1933-34 | 1934-35 | 1935-36 | 1931-32  | 1932-33 | 1933-34  | 1934-35  | 1935-36   |
| TOTAL VALUE Value   | —        | —       | —       | —       | —       | R<br>800 | R<br>.. | R<br>..  | R<br>..  | R<br>..   |
| GRAND TOTAL OF INDIAN<br>AND FOREIGN MER-<br>CHANDISE . " | —        | —       | —       | —       | —       | 2,42,023 | 65,782  | 8,03,785 | 6,52,935 | 11,89,952 |

No. 13—continued  
SOUTH AMERICA—PANAMA (including PANAMA CANAL ZONE)  
IMPORTS THEREFROM

| ARTICLES    | QUANTITY |         |         |         |         | VALUE   |         |          |         |         |
|-------------|----------|---------|---------|---------|---------|---------|---------|----------|---------|---------|
|             | 1931-32  | 1932-33 | 1933-34 | 1934-35 | 1935-36 | 1931-32 | 1932-33 | 1933-34  | 1934-35 | 1935-36 |
| TOTAL VALUE | —        | —       | —       | —       | —       | B<br>.. | B<br>.. | B<br>160 | B<br>67 | B<br>57 |

EXPORTS THERETO

INDIAN MERCHANDISE

| ARTICLES  | QUANTITY |           |         |         |         | VALUE       |               |             |             |               |
|---|----------|-----------|---------|---------|---------|-------------|---------------|-------------|-------------|---------------|
|   | 1931-32  | 1932-33   | 1933-34 | 1934-35 | 1935-36 | 1931-32     | 1932-33       | 1933-34     | 1934-35     | 1935-36       |
| TEXTILES—<br>Jute—<br>Manufactures—<br>Gunny bags . . . No. | 88,000   | 126,000   | 138,000 | 132,000 | 110,000 | B<br>50,080 | B<br>43,410   | B<br>37,804 | B<br>30,860 | B<br>61,687   |
| .. Cloth . . . Yards  | ..       | 1,050,000 | ..      | ..      | 550,000 | ..          | B<br>85,000   | ..          | ..          | B<br>44,800   |
| ALL OTHER ARTICLES OF MER-<br>CHANDISE . . . Value          | —        | —         | —       | —       | —       | B<br>17,860 | B<br>18,293   | B<br>9,906  | B<br>16,430 | B<br>16,000   |
| GRAND TOTAL . . .   | —        | —         | —       | —       | —       | B<br>67,940 | B<br>1,46,703 | B<br>47,710 | B<br>56,140 | B<br>1,23,096 |

FOREIGN MERCHANDISE

| ARTICLES  | QUANTITY |         |         |         |         | VALUE       |               |             |             |               |
|---|----------|---------|---------|---------|---------|-------------|---------------|-------------|-------------|---------------|
|   | 1931-32  | 1932-33 | 1933-34 | 1934-35 | 1935-36 | 1931-32     | 1932-33       | 1933-34     | 1934-35     | 1935-36       |
| TOTAL VALUE   | —        | —       | —       | —       | —       | B<br>..     | B<br>..       | B<br>10     | B<br>8,000  | B<br>8,120    |
| GRAND TOTAL OF INDIAN<br>AND FOREIGN MER-<br>CHANDISE . . . Value | —        | —       | —       | —       | —       | B<br>67,940 | B<br>1,46,703 | B<br>47,720 | B<br>59,140 | B<br>1,29,216 |

SOUTH AMERICA—VENEZUELA

IMPORTS THEREFROM

Nil.

EXPORTS THERETO

INDIAN MERCHANDISE

| ARTICLES  | QUANTITY |         |         |         |         | VALUE         |             |             |             |             |
|---|----------|---------|---------|---------|---------|---------------|-------------|-------------|-------------|-------------|
|   | 1931-32  | 1932-33 | 1933-34 | 1934-35 | 1935-36 | 1931-32       | 1932-33     | 1933-34     | 1934-35     | 1935-36     |
| GRAIN, PULSE AND FLOUR—<br>Rice not in the husk . Tons      | 1,547    | 933     | 814     | 9       | ..      | B<br>1,12,304 | B<br>64,949 | B<br>45,589 | B<br>458    | B<br>..     |
| TEXTILES—<br>Jute—<br>Manufactures—<br>Gunny bags . . . No. | ..       | 10,000  | 50,000  | 90,800  | 59,900  | ..            | B<br>3,500  | B<br>18,000 | B<br>25,056 | B<br>12,327 |
| .. cloth . . . Yards  | 120,000  | 55,000  | 120,000 | 60,000  | 41,481  | B<br>15,850   | B<br>6,700  | B<br>13,561 | B<br>6,669  | B<br>4,705  |
| ALL OTHER ARTICLES OF<br>MERCHANDISE . . . Value            | —        | —       | —       | —       | —       | B<br>4,950    | B<br>4,200  | ..          | ..          | ..          |
| GRAND TOTAL . . .   | —        | —       | —       | —       | —       | B<br>1,88,104 | B<br>79,449 | B<br>72,150 | B<br>32,178 | B<br>16,032 |

FOREIGN MERCHANDISE

Nil.

SOUTH AMERICA—BRITISH GUIANA

IMPORTS THEREFROM

Nil.

No. 13—*continued*  
SOUTH AMERICA—BRITISH GUIANA—*continued*  
EXPORTS THERETO

INDIAN MERCHANDISE

| ARTICLE   | QUANTITY  |           |           |           |           | VALUE    |          |          |          |          |
|---|-----------|-----------|-----------|-----------|-----------|----------|----------|----------|----------|----------|
|   | 1931-32   | 1932-33   | 1933-34   | 1934-35   | 1935-36   | 1931-32  | 1932-33  | 1933-34  | 1934-35  | 1935-36  |
| BOOTS AND SHOES . . . Pairs.  | ..        | ..        | 72        | ..        | 10,880    | ..       | ..       | 440      | ..       | 10,848   |
| DYEING AND TANNING<br>SUBSTANCES . . . Cwts.  | 514       | 832       | 592       | 448       | 770       | 6,028    | 10,748   | 5,945    | 5,076    | 7,162    |
| GRAIN, PULSE, AND FLOUR—  |           |           |           |           |           |          |          |          |          |          |
| Pulse . . . . . Tons  | 855       | 671       | 560       | 584       | 347       | 51,194   | 76,068   | 59,424   | 57,084   | 42,696   |
| Other sorts . . . . . "   | ..        | ..        | ..        | ..        | ..        | ..       | ..       | ..       | 12       | ..       |
| Total Grain, Pulse, and<br>Flour . . . . . "  | 855       | 671       | 560       | 584       | 347       | 51,194   | 76,068   | 59,424   | 57,096   | 42,696   |
| PROVISIONS AND OILMAN'S<br>STORES (including WINE<br>AND FRUITS AND VEGE-<br>TABLES, CANNED OR<br>BOTTLED)— |           |           |           |           |           |          |          |          |          |          |
| Ghi . . . . . Cwts.   | 231       | 125       | 237       | 338       | 147       | 23,102   | 6,695    | 9,660    | 16,485   | 8,282    |
| Other sorts . . . . . Value   | —         | —         | —         | —         | —         | 22,025   | 20,609   | 8,726    | 10,747   | 14,247   |
| Total Provisions, etc. . . . . "  | —         | —         | —         | —         | —         | 45,127   | 27,304   | 18,386   | 27,232   | 22,529   |
| TEA—  |           |           |           |           |           |          |          |          |          |          |
| Black . . . . . Lbs.  | 11,320    | 22,500    | 12,674    | 21,560    | 22,300    | 4,745    | 10,319   | 9,950    | 11,064   | 9,305    |
| TEXTILES—   |           |           |           |           |           |          |          |          |          |          |
| Jute—<br>Manufactures—<br>Gunny bags . . . . . No.  | 1,464,000 | 1,832,800 | 2,075,200 | 1,566,400 | 2,248,600 | 4,08,375 | 5,81,075 | 4,79,300 | 3,64,556 | 5,24,388 |
| ALL OTHER ARTICLES OF<br>MERCHANDISE . . . . . Value  | —         | —         | —         | —         | —         | 28,279   | 30,742   | 23,585   | 32,272   | 25,208   |
| GRAND TOTAL . . . . . "   | —         | —         | —         | —         | —         | 5,41,748 | 7,36,151 | 5,94,080 | 4,97,296 | 6,42,216 |

FOREIGN MERCHANDISE

| ARTICLES  | QUANTITY |         |         |         |         | VALUE    |          |          |          |          |
|---|----------|---------|---------|---------|---------|----------|----------|----------|----------|----------|
|   | 1931-32  | 1932-33 | 1933-34 | 1934-35 | 1935-36 | 1931-32  | 1932-33  | 1933-34  | 1934-35  | 1935-36  |
| TOTAL VALUE   | —        | —       | —       | —       | —       | 520      | 600      | ..       | ..       | 50       |
| GRAND TOTAL OF<br>INDIAN AND FOREIGN<br>MERCHANDISE . . . . . Value | —        | —       | —       | —       | —       | 5,42,268 | 7,36,751 | 5,94,080 | 4,97,296 | 6,42,266 |

FALKLAND ISLANDS  
IMPORTS THEREFROM  
N7

EXPORTS THERETO

INDIAN MERCHANDISE

| ARTICLES    | QUANTITY |         |         |         |         | VALUE   |         |         |         |         |
|-------------|----------|---------|---------|---------|---------|---------|---------|---------|---------|---------|
|             | 1931-32  | 1932-33 | 1933-34 | 1934-35 | 1935-36 | 1931-32 | 1932-33 | 1933-34 | 1934-35 | 1935-36 |
| TOTAL VALUE | —        | —       | —       | —       | —       | ..      | 1,744   | ..      | ..      | ..      |



FALKLAND ISLANDS  
DUTCH GUIANA  
FRENCH GUIANA  
BRAZIL

( 568 )

No. 13—continued  
SOUTH AMERICA—FALKLAND ISLANDS—continued  
EXPORTS THERETO

FOREIGN MERCHANDISE  
Nil.

SOUTH AMERICA—DUTCH GUIANA  
IMPORTS THEREFROM  
Nil.

EXPORTS THERETO

INDIAN MERCHANDISE

| ARTICLES  | QUANTITY |         |         |         |         | VALUE    |          |          |          |         |
|---|----------|---------|---------|---------|---------|----------|----------|----------|----------|---------|
|   | 1931-32  | 1932-33 | 1933-34 | 1934-35 | 1935-36 | 1931-32  | 1932-33  | 1933-34  | 1934-35  | 1935-36 |
| GRAIN, PULSE, AND FLOUR—<br>Pulse . . . . . Tons                | 156      | 135     | 128     | 156     | 60      | R 22,790 | R 17,543 | R 15,574 | R 18,614 | R 7,870 |
| TEXTILES—<br>Jute—<br>Manufactures—<br>Gunny bags . . . . . No. | 203,100  | 270,100 | 84,830  | 144,900 | 221,800 | 54,654   | 43,175   | 19,142   | 35,647   | 54,952  |
| ALL OTHER ARTICLES OF<br>MERCHANDISE . . . . . Value            | —        | —       | —       | —       | —       | 16,720   | 10,002   | 9,473    | 9,324    | 6,516   |
| GRAND TOTAL . . . . .   | —        | —       | —       | —       | —       | 94,173   | 71,621   | 44,189   | 63,585   | 69,338  |

FOREIGN MERCHANDISE

| ARTICLES  | QUANTITY |         |         |         |         | VALUE   |         |         |         |         |
|---|----------|---------|---------|---------|---------|---------|---------|---------|---------|---------|
|   | 1931-32  | 1932-33 | 1933-34 | 1934-35 | 1935-36 | 1931-32 | 1932-33 | 1933-34 | 1934-35 | 1935-36 |
| TOTAL VALUE . . . . .   | —        | —       | —       | —       | —       | R 80    | R ..    | R ..    | R 30    | R ..    |
| GRAND TOTAL OF<br>INDIAN AND FOREIGN<br>MERCHANDISE . . . . . Value | —        | —       | —       | —       | —       | 94,253  | 71,621  | 44,189  | 63,615  | 69,338  |

SOUTH AMERICA—FRENCH GUIANA  
IMPORTS THEREFROM  
Nil.

EXPORTS THERETO

INDIAN MERCHANDISE

| ARTICLES              | QUANTITY |         |         |         |         | VALUE   |         |         |         |         |
|-----------------------|----------|---------|---------|---------|---------|---------|---------|---------|---------|---------|
|                       | 1931-32  | 1932-33 | 1933-34 | 1934-35 | 1935-36 | 1931-32 | 1932-33 | 1933-34 | 1934-35 | 1935-36 |
| TOTAL VALUE . . . . . | —        | —       | —       | —       | —       | R ..    | R ..    | R ..    | R 100   | R ..    |

FOREIGN MERCHANDISE  
Nil.

SOUTH AMERICA—BRAZIL  
IMPORTS THEREFROM

| ARTICLES   | QUANTITY |         |         |         |         | VALUE   |         |         |          |         |
|--|----------|---------|---------|---------|---------|---------|---------|---------|----------|---------|
|  | 1931-32  | 1932-33 | 1933-34 | 1934-35 | 1935-36 | 1931-32 | 1932-33 | 1933-34 | 1934-35  | 1935-36 |
| Cotton—<br>Raw . . . . . Tons                        | ..       | ..      | ..      | 54      | ..      | R ..    | R ..    | R ..    | R 63,400 | R 31    |
| ALL OTHER ARTICLES OF<br>MERCHANDISE . . . . . Value | —        | —       | —       | —       | —       | 1,082   | 286     | 275     | 227      | 8,304   |
| GRAND TOTAL . . . . .                                | —        | —       | —       | —       | —       | 1,082   | 286     | 275     | 63,627   | 8,335   |

EXPORTS THERETO

INDIAN MERCHANDISE

| ARTICLES   | QUANTITY |         |         |         |         | VALUE      |           |           |            |            |
|--|----------|---------|---------|---------|---------|------------|-----------|-----------|------------|------------|
|  | 1931-32  | 1932-33 | 1933-34 | 1934-35 | 1935-36 | 1931-32    | 1932-33   | 1933-34   | 1934-35    | 1935-36    |
| LAC . . . . . Cwtz.                                  | 2,420    | 1,276   | 1,863   | 1,714   | 5,012   | R 1,02,816 | R 43,459  | R 70,474  | R 1,04,667 | R 1,98,860 |
| TEXTILES—<br>Jute, raw . . . . . Tons                | 15,440   | 12,287  | 19,083  | 17,791  | 19,831  | 30,79,837  | 26,42,209 | 32,67,341 | 32,54,102  | 37,90,032  |
| ALL OTHER ARTICLES OF<br>MERCHANDISE . . . . . Value | —        | —       | —       | —       | —       | 1,473      | 16,556    | 14,475    | 6,257      | 28,841     |
| GRAND TOTAL . . . . .                                | —        | —       | —       | —       | —       | 31,84,126  | 27,02,314 | 33,72,290 | 33,65,026  | 40,15,133  |

No. 13—continued  
SOUTH AMERICA—BRAZIL—continued

## EXPORTS THERETO—continued

| ARTICLES  | QUANTITY |         |         |         |         | VALUE     |           |           |           |           |
|---|----------|---------|---------|---------|---------|-----------|-----------|-----------|-----------|-----------|
|   | 1931-32  | 1932-33 | 1933-34 | 1934-35 | 1935-36 | 1931-32   | 1932-33   | 1933-34   | 1934-35   | 1935-36   |
|   |          |         |         |         |         | R         | R         | R         | R         | R         |
| TOTAL VALUE   | —        | —       | —       | —       | —       | ..        | ..        | 4,859     | ..        | 405       |
| GRAND TOTAL OF INDIAN AND FOREIGN MERCHANDISE . . . Value | —        | —       | —       | —       | —       | 31,84,126 | 27,02,314 | 33,77,149 | 33,65,026 | 40,15,538 |

SOUTH AMERICA—PARAGUAY  
IMPORTS THEREFROM  
Nil.

## EXPORTS THERETO

## INDIAN MERCHANDISE

| ARTICLES                                      | QUANTITY |         |           |           |          | VALUE   |          |          |          |         |
|---|----------|---------|-----------|-----------|----------|---------|----------|----------|----------|---------|
|   | 1931-32  | 1932-33 | 1933-34   | 1934-35   | 1935-36  | 1931-32 | 1932-33  | 1933-34  | 1934-35  | 1935-36 |
|   |          |         |           |           |          | R       | R        | R        | R        | R       |
| TEXTILES—                                     |          |         |           |           |          |         |          |          |          |         |
| Jute—   |          |         |           |           |          |         |          |          |          |         |
| Manufactures—                                 |          |         |           |           |          |         |          |          |          |         |
| Gunny bags . . . No.                          | 35,000   | 375,000 | 1,080,000 | 1,235,000 | 1,50,000 | 4,900   | 1,10,391 | 1,40,788 | 1,69,878 | 17,500  |
| Gunny cloth . . . Yards                       | 185,000  | 175,000 | 180,000   | 60,000    | 70,000   | 10,331  | 18,837   | 19,175   | 7,000    | 7,000   |
| ALL OTHER ARTICLES OF MERCHANDISE . . . Value | —        | —       | —         | —         | —        | ..      | 5,364    | 1,500    | 6,387    | 3,800   |
| GRAND TOTAL . . .                             | —        | —       | —         | —         | —        | 24,131  | 1,34,592 | 1,61,461 | 1,83,265 | 28,300  |

FOREIGN MERCHANDISE  
Nil.SOUTH AMERICA—URUGUAY  
IMPORTS THEREFROM

| ARTICLES            | QUANTITY |         |         |         |         | VALUE   |         |         |         |         |
|---------------------|----------|---------|---------|---------|---------|---------|---------|---------|---------|---------|
|                     | 1931-32  | 1932-33 | 1933-34 | 1934-35 | 1935-36 | 1931-32 | 1932-33 | 1933-34 | 1934-35 | 1935-36 |
|                     |          |         |         |         |         | R       | R       | R       | R       | R       |
| GRAND TOTAL . Value | —        | —       | —       | —       | —       | ..      | ..      | 805     | 130     | 2,810   |

## EXPORTS THERETO

## INDIAN MERCHANDISE

| ARTICLES   | QUANTITY   |           |            |           |           | VALUE     |           |           |          |          |
|--|------------|-----------|------------|-----------|-----------|-----------|-----------|-----------|----------|----------|
|  | 1931-32    | 1932-33   | 1933-34    | 1934-35   | 1935-36   | 1931-32   | 1932-33   | 1933-34   | 1934-35  | 1935-36  |
|  |            |           |            |           |           | R         | R         | R         | R        | R        |
| LAC—   |            |           |            |           |           |           |           |           |          |          |
| Shell . . . . . Cwts.  | 159        | 254       | 229        | 302       | 706       | 6,076     | 9,164     | 9,232     | 20,047   | 29,622   |
| TEA—   |            |           |            |           |           |           |           |           |          |          |
| Black . . . . . Lbs.   | ..         | 5,000     | 7,500      | 21,000    | ..        | ..        | 3,750     | 3,750     | 10,750   | ..       |
| TEXTILES—  |            |           |            |           |           |           |           |           |          |          |
| Jute—  |            |           |            |           |           |           |           |           |          |          |
| Raw . . . . . Tons   | 549        | 703       | 621        | 610       | 707       | 84,492    | 1,08,985  | 71,111    | 72,986   | 1,05,420 |
| Twist and yarn   | 234,840    | 267,620   | 149,800    | 171,160   | 115,000   | 29,554    | 28,697    | 14,188    | 40,801   | 12,464   |
| Manufactures—  |            |           |            |           |           |           |           |           |          |          |
| Gunny bags . . . No.   | ..         | ..        | 40,000     | ..        | ..        | ..        | ..        | 6,225     | ..       | ..       |
| Gunny cloth . . . Yards  | 10,369,181 | 9,834,661 | 10,211,000 | 7,842,000 | 2,584,000 | 11,21,184 | 10,02,584 | 11,61,290 | 8,47,000 | 2,64,397 |
| Rope and twine . . . Cwts.                                     | 223        | ..        | 268        | 335       | 89        | 3,594     | ..        | 3,018     | 3,737    | 1,025    |
| Total Jute manufactures (including twist and yarn) . . . Value | —          | —         | —          | —         | —         | 11,54,332 | 10,31,271 | 11,34,666 | 8,91,568 | 2,81,086 |
| ALL OTHER ARTICLES OF MERCHANDISE . . .                        | —          | —         | —          | —         | —         | 623       | ..        | 836       | 984      | ..       |
| GRAND TOTAL . . .  | —          | —         | —          | —         | —         | 12,46,423 | 11,48,120 | 12,69,595 | 9,06,335 | 4,16,078 |

URUGUAY  
ARGENTINE REPUBLIC

( 570 )

No. 13—continued

SOUTH AMERICA—URUGUAY—continued

EXPORTS THERETO—continued\*

FOREIGN MERCHANDISE

| ARTICLES  | QUANTITY |         |         |         |         | VALUE     |           |           |          |          |
|---|----------|---------|---------|---------|---------|-----------|-----------|-----------|----------|----------|
|   | 1931-32  | 1932-33 | 1933-34 | 1934-35 | 1935-36 | 1931-32   | 1932-33   | 1933-34   | 1934-35  | 1935-36  |
| TOTAL VALUE   | —        | —       | —       | —       | —       | R 953     | R ..      | R ..      | R ..     | R ..     |
| GRAND TOTAL OF INDIAN AND FOREIGN MERCHANDISE . . . Value | —        | —       | —       | —       | —       | 12,47,376 | 11,48,120 | 12,69,696 | 9,96,335 | 4,16,078 |

SOUTH AMERICA—ARGENTINE REPUBLIC (including the Atlantic Coast of Patagonia)

IMPORTS THEREFROM

| ARTICLES                                  | QUANTITY |         |         |         |         | VALUE   |         |         |         |          |
|---|----------|---------|---------|---------|---------|---------|---------|---------|---------|----------|
|   | 1931-32  | 1932-33 | 1933-34 | 1934-35 | 1935-36 | 1931-32 | 1932-33 | 1933-34 | 1934-35 | 1935-36  |
| DYEING AND TANNING SUBSTANCES . . . Value | —        | —       | —       | —       | —       | R ..    | R ..    | R 2,737 | R 2,012 | R 21,574 |
| PROVISIONS AND OIL—MAN'S STORES . . . "   | —        | —       | —       | —       | —       | 11,051  | 6,000   | 17,042  | 10,051  | 18,132   |
| TEXTILES—Cotton, Raw . . . Tons           | ..       | ..      | ..      | ..      | 00      | ..      | ..      | ..      | ..      | 82,541   |
| POSTAL ARTICLES NOT SPECIFIED . . . Value | —        | —       | —       | —       | —       | 4       | ..      | 4       | ..      | ..       |
| ALL OTHER ARTICLES OF MERCHANDISE . . . " | —        | —       | —       | —       | —       | 500     | 8,346   | ..      | 3,837   | 8,604    |
| GRAND TOTAL . . . "                       | —        | —       | —       | —       | —       | 12,455  | 14,355  | 19,768  | 15,700  | 1,30,851 |

EXPORTS THERETO

INDIAN MERCHANDISE

| ARTICLES  | QUANTITY    |             |             |             |             | VALUE       |             |             |             |             |
|---|-------------|-------------|-------------|-------------|-------------|-------------|-------------|-------------|-------------|-------------|
|   | 1931-32     | 1932-33     | 1933-34     | 1934-35     | 1935-36     | 1931-32     | 1932-33     | 1933-34     | 1934-35     | 1935-36     |
| GRAIN, PULSES, AND FLOUR—Rice, not in the husk—Cleansed rice . . . Tons | 175         | ..          | ..          | ..          | ..          | 11,500      | ..          | ..          | ..          | ..          |
| LAC—Shell . . . Cwts.   | 1,102       | 2,545       | 2,238       | 2,465       | 3,305       | 50,298      | 86,521      | 79,564      | 1,47,258    | 1,41,459    |
| METALS AND ORES—Iron, Pig . . . Tons                                    | 910         | 3,658       | 2,670       | 1,564       | ..          | 31,374      | 1,22,334    | 64,227      | 87,545      | ..          |
| PARAFFIN WAX . . . "  | 610         | 820         | 500         | 482         | ..          | 2,56,850    | 3,44,400    | 2,47,800    | 1,94,250    | ..          |
| STONES AND MARBLE . . . "   | ..          | ..          | 185         | 180         | 219         | ..          | ..          | 11,130      | 13,669      | 16,560      |
| TEA—Black . . . Lbs.  | 180,060     | 124,025     | 106,302     | 49,020      | 16,700      | 96,235      | 66,814      | 56,223      | 24,885      | 8,350       |
| TEXTILES—Jute—Raw . . . Tons  | 6,957       | 7,141       | 8,511       | 9,049       | 6,967       | 11,00,323   | 10,21,116   | 10,73,745   | 12,27,779   | 10,12,801   |
| Twist and yarn . . . Lbs.   | 7,246,608   | 7,322,043   | 8,698,960   | 8,760,985   | 2,449,021   | 9,48,359    | 7,51,781    | 8,57,342    | 3,10,594    | 2,09,290    |
| Manufactures—Gunny bags . . . No.                                       | 3,012,021   | 3,390,950   | 8,793,400   | 2,914,800   | 3,730,250   | 9,79,187    | 11,21,333   | 15,35,938   | 8,39,489    | 11,05,201   |
| .. cloth . . . Yards  | 104,908,188 | 237,512,000 | 169,531,733 | 229,204,600 | 166,280,124 | 1,19,47,156 | 2,47,14,783 | 1,92,93,092 | 2,45,00,895 | 1,81,02,487 |
| .. Other kinds . . . Cwts.  | 312         | ..          | ..          | 223         | ..          | 4,700       | 12,501      | ..          | 2,435       | ..          |
| Total Jute manufactures (including twist and yarn) Value                | —           | —           | —           | —           | —           | 1,33,74,902 | 2,66,00,398 | 2,11,86,272 | 2,57,03,413 | 1,95,06,978 |
| ALL OTHER ARTICLES OF MERCHANDISE . . . "                               | —           | —           | —           | —           | —           | 9,640       | 18,603      | 18,098      | 33,033      | 24,600      |
| GRAND TOTAL . . . "   | —           | —           | —           | —           | —           | 1,64,31,126 | 2,32,60,286 | 2,27,37,059 | 2,73,34,162 | 2,07,10,801 |

FOREIGN MERCHANDISE

| ARTICLES  | QUANTITY |         |         |         |         | VALUE       |             |             |             |             |
|---|----------|---------|---------|---------|---------|-------------|-------------|-------------|-------------|-------------|
|   | 1931-32  | 1932-33 | 1933-34 | 1934-35 | 1935-36 | 1931-32     | 1932-33     | 1933-34     | 1934-35     | 1935-36     |
| OILS . . . . . Gall.                                  | ..       | ..      | 178,971 | ..      | ..      | ..          | ..          | 34,875      | ..          | R           |
| ALL OTHER ARTICLES OF MERCHANDISE . . . Value         | —        | —       | —       | —       | —       | ..          | 450         | 11,950      | 2,800       | ..          |
| GRAND TOTAL . . . "                                   | —        | —       | —       | —       | —       | ..          | 450         | 46,725      | 2,800       | 400         |
| GRAND TOTAL OF INDIAN AND FOREIGN MERCHANDISE . . . " | —        | —       | —       | —       | —       | 1,54,31,126 | 2,32,60,686 | 2,27,33,784 | 2,73,34,162 | 2,07,11,201 |

No. 13—continued  
SOUTH AMERICA—CHILE (including the pacific coast of Patagonia)

IMPORTS THEREFROM

| ARTICLES   | QUANTITY |         |         |         |         | VALUE   |         |         |         |         |
|--|----------|---------|---------|---------|---------|---------|---------|---------|---------|---------|
|  | 1931-32  | 1932-33 | 1933-34 | 1934-35 | 1935-36 | 1931-32 | 1932-33 | 1933-34 | 1934-35 | 1935-36 |
| MANURES—<br>Nitrate of Soda . . . Tons           | ..       | 45      | 116     | 695     | 53      | R       | R       | R       | R       | R       |
| ALL OTHER ARTICLES OF<br>MERCHANDISE . . . Value | —        | —       | —       | —       | —       | 968     | ..      | ..      | 501     | ..      |
| GRAND TOTAL . . .                                | —        | —       | —       | —       | —       | 968     | 5,720   | 8,764   | 64,195  | 5,616   |

EXPORTS THERETO

INDIAN MERCHANDISE

| ARTICLES   | QUANTITY  |           |            |           |           | VALUE     |           |           |           |           |
|--|-----------|-----------|------------|-----------|-----------|-----------|-----------|-----------|-----------|-----------|
|  | 1931-32   | 1932-33   | 1933-34    | 1934-35   | 1935-36   | 1931-32   | 1932-33   | 1933-34   | 1934-35   | 1935-36   |
| GRAIN PULSE AND FLOUR—<br>Rice not in the husk . . Tons              | ..        | 30        | ..         | ..        | 2,545     | ..        | R         | R         | R         | R         |
| LAG—<br>Shell . . . Cwts.  | 96        | 491       | 183        | 139       | 739       | 8,886     | 14,678    | 5,400     | 7,547     | 28,177    |
| METALS AND ORES—<br>Iron—Pig . . . Tons                              | 348       | 318       | 604        | 20        | 1,030     | 12,116    | 10,946    | 13,880    | 473       | 24,755    |
| PARAFFIN WAX . . . "   | 2,146     | 394       | 406        | 1,327     | 4,750     | 10,01,140 | 1,81,510  | 1,70,730  | 5,57,340  | 10,70,500 |
| TEA, BLACK . . . Lbs.  | 392,449   | 365,517   | 2,250      | 1,480,674 | 96,500    | 1,74,448  | 2,50,679  | 1,125     | 7,56,824  | 64,602    |
| TEXTILES—<br>Jute—<br>Raw . . . Lbs.                                 | ..        | ..        | 440        | 2,633     | 749       | ..        | ..        | 71,130    | 2,37,097  | 1,13,270  |
| Twist and yarn . . . "   | 70,784    | ..        | ..         | ..        | 4,592     | 9,426     | ..        | ..        | ..        | 671       |
| Manufactures—<br>Gunny bags . . . No.                                | 2,188,760 | 4,400,500 | 12,271,249 | 4,003,268 | 5,333,050 | 4,90,800  | 11,03,204 | 25,01,130 | 8,68,650  | 11,74,755 |
| cloth . . . Yards  | 346,016   | 902,788   | 670,146    | 598,000   | 1,144,791 | 50,332    | 88,701    | 70,523    | 55,424    | 1,14,911  |
| Other kinds . . . Value  | —         | —         | —          | —         | —         | ..        | ..        | ..        | ..        | 460       |
| Total Jute manufactures<br>(including twist and<br>yarn) . . . Value | —         | —         | —          | —         | —         | 5,56,560  | 11,91,905 | 25,71,658 | 9,24,074  | 12,90,793 |
| ALL OTHER ARTICLES OF<br>MERCHANDISE . . . Value                     | —         | —         | —          | —         | —         | 8,800     | ..        | ..        | ..        | 7,147     |
| GRAND TOTAL . . .  | —         | —         | —          | —         | —         | 17,56,900 | 16,52,297 | 28,38,927 | 24,83,356 | 37,37,231 |

FOREIGN MERCHANDISE

| ARTICLES  | QUANTITY |         |         |         |         | VALUE     |           |           |           |           |
|---|----------|---------|---------|---------|---------|-----------|-----------|-----------|-----------|-----------|
|   | 1931-32  | 1932-33 | 1933-34 | 1934-35 | 1935-36 | 1931-32   | 1932-33   | 1933-34   | 1934-35   | 1935-36   |
| TOTAL VALUE . . .   | —        | —       | —       | —       | —       | R         | R         | R         | R         | R         |
| GRAND TOTAL OF INDIAN<br>AND FOREIGN MERCHAN-<br>DISE . . . Value | —        | —       | —       | —       | —       | 17,56,900 | 16,52,297 | 28,38,927 | 24,83,356 | 37,37,231 |

SOUTH AMERICA—PERU  
IMPORTS THEREFROM

| ARTICLES                | QUANTITY |         |         |         |         | VALUE   |         |         |           |           |
|-------------------------|----------|---------|---------|---------|---------|---------|---------|---------|-----------|-----------|
|                         | 1931-32  | 1932-33 | 1933-34 | 1934-35 | 1935-36 | 1931-32 | 1932-33 | 1933-34 | 1934-35   | 1935-36   |
| Cotton Raw . . . Tons   | ..       | ..      | 45      | 1,264   | 3,343   | ..      | ..      | R       | R         | R         |
| GRAND TOTAL . . . Value | —        | —       | —       | —       | —       | ..      | ..      | 86,730  | 11,92,080 | 31,66,276 |

EXPORTS THERETO

INDIAN MERCHANDISE

| ARTICLES   | QUANTITY  |           |           |           |           | VALUE     |           |           |           |           |
|--|-----------|-----------|-----------|-----------|-----------|-----------|-----------|-----------|-----------|-----------|
|  | 1931-32   | 1932-33   | 1933-34   | 1934-35   | 1935-36   | 1931-32   | 1932-33   | 1933-34   | 1934-35   | 1935-36   |
| LAG—<br>Shell . . . Cwts.  | 55        | 37        | 84        | 194       | 239       | R         | R         | R         | R         | R         |
| TEA—<br>Black . . . Lbs.   | 28,100    | 56,856    | 22,211    | 15,991    | 15,000    | 14,100    | 41,016    | 11,758    | 7,995     | 8,570     |
| TEXTILES—<br>Jute—<br>Twist and yarn . . . Lbs.                      | 81,528    | 18,996    | 138,148   | 196,800   | 110,148   | 4,089     | 2,203     | 12,963    | 23,153    | 13,271    |
| Manufactures—<br>Gunny bags . . . No.                                | 4,618,200 | 5,898,302 | 6,624,603 | 7,468,090 | 6,813,747 | 13,31,340 | 17,61,057 | 16,59,056 | 16,80,397 | 17,14,622 |
| cloth . . . Yards  | 1,724,000 | 2,169,000 | 3,012,000 | 3,928,000 | 3,899,500 | 1,04,022  | 1,93,906  | 2,90,145  | 3,63,144  | 3,53,040  |
| Rope and twine . . . Cwts.   | 1,148     | 1,344     | 2,089     | 1,984     | 1,242     | 17,300    | 18,858    | 23,472    | 26,244    | 19,918    |
| Other kinds . . . "  | —         | —         | —         | —         | —         | ..        | ..        | ..        | ..        | 120       |
| Total Jute manufactures<br>(including twist and<br>yarn) . . . Value | —         | —         | —         | —         | —         | 15,16,811 | 19,76,024 | 19,90,641 | 22,93,438 | 21,01,571 |
| ALL OTHER ARTICLES OF<br>MERCHANDISE . . . Value                     | —         | —         | —         | —         | —         | 700       | ..        | 605       | 1,000     | 597       |
| GRAND TOTAL . . .  | —         | —         | —         | —         | —         | 15,83,778 | 20,18,140 | 20,05,344 | 23,13,954 | 21,20,058 |

PERU  
ECUADOR  
BOLIVIA

( 572 )

No. 13—continued

SOUTH AMERICA—PERU—continued

EXPORTS THERETO—continued

FOREIGN MERCHANDISE

Nil.

SOUTH AMERICA—ECUADOR

IMPORTS THEREFROM

| ARTICLES              | QUANTITY |         |         |         |         | VALUE   |          |         |         |         |
|-----------------------|----------|---------|---------|---------|---------|---------|----------|---------|---------|---------|
|                       | 1931-32  | 1932-33 | 1933-34 | 1934-35 | 1935-36 | 1931-32 | 1932-33  | 1933-34 | 1934-35 | 1935-36 |
| SUGAR—                |          |         |         |         |         | R       | R        | R       | R       | R       |
| Best Sugar . . . Tons | ..       | 5,453   | ..      | ..      | ..      | ..      | 5,38,438 | ..      | ..      | ..      |
| TOTAL VALUE           | —        | —       | —       | —       | —       | ..      | 5,38,438 | ..      | ..      | ..      |

EXPORTS THERETO

INDIAN MERCHANDISE

| ARTICLES                                      | QUANTITY  |         |           |           |           | VALUE    |          |          |          |          |
|---|-----------|---------|-----------|-----------|-----------|----------|----------|----------|----------|----------|
|   | 1931-32   | 1932-33 | 1933-34   | 1934-35   | 1935-36   | 1931-32  | 1932-33  | 1933-34  | 1934-35  | 1935-36  |
| TEXTILES—                                     |           |         |           |           |           | R        | R        | R        | R        | R        |
| Jute—   |           |         |           |           |           |          |          |          |          |          |
| Manufactures—                                 |           |         |           |           |           |          |          |          |          |          |
| Gunny bags . . . No.                          | 94,000    | ..      | 29,000    | 18,000    | 50,000    | 14,418   | ..       | 4,796    | 3,195    | 6,344    |
| Gunny cloth . . . Yards                       | 1,489,000 | 819,096 | 1,021,247 | 1,241,000 | 1,536,000 | 2,06,946 | 1,00,727 | 2,00,248 | 1,48,380 | 1,80,744 |
| ALL OTHER ARTICLES OF MERCHANDISE . . . Value | —         | —       | —         | —         | —         | 240      | ..       | 70       | 210      | ..       |
| GRAND TOTAL                                   | —         | —       | —         | —         | —         | 2,21,004 | 1,00,727 | 2,05,111 | 1,51,785 | 1,93,088 |

FOREIGN MERCHANDISE

| ARTICLES                                      | QUANTITY |         |         |         |         | VALUE    |          |          |          |          |
|---|----------|---------|---------|---------|---------|----------|----------|----------|----------|----------|
|   | 1931-32  | 1932-33 | 1933-34 | 1934-35 | 1935-36 | 1931-32  | 1932-33  | 1933-34  | 1934-35  | 1935-36  |
| TOTAL VALUE                                   | —        | —       | —       | —       | —       | R        | R        | R        | R        | R 179    |
| GRAND TOTAL OF INDIAN AND FOREIGN MERCHANDISE | —        | —       | —       | —       | —       | 2,21,004 | 1,00,727 | 2,05,111 | 1,51,785 | 1,93,267 |

SOUTH AMERICA—BOLIVIA

IMPORTS THEREFROM

Nil.

EXPORTS THERETO

INDIAN MERCHANDISE

| ARTICLES                                      | QUANTITY |         |         |         |         | VALUE   |         |         |         |         |
|---|----------|---------|---------|---------|---------|---------|---------|---------|---------|---------|
|   | 1931-32  | 1932-33 | 1933-34 | 1934-35 | 1935-36 | 1931-32 | 1932-33 | 1933-34 | 1934-35 | 1935-36 |
| TEXTILES—                                     |          |         |         |         |         | R       | R       | R       | R       | R       |
| Jute manufactures—                            |          |         |         |         |         |         |         |         |         |         |
| Gunny bags . . . No.                          | 5,000    | 48,000  | 87,500  | 68,221  | 80,000  | 1,150   | 7,419   | 18,005  | 18,050  | 13,276  |
| ALL OTHER ARTICLES OF MERCHANDISE . . . Value | —        | —       | —       | —       | —       | ..      | 1,020   | 1,289   | ..      | 1,006   |
| GRAND TOTAL                                   | —        | —       | —       | —       | —       | 1,150   | 8,439   | 14,684  | 18,050  | 14,281  |

FOREIGN MERCHANDISE

Nil.

No. 13—continued

## COMMONWEALTH OF AUSTRALIA

## IMPORTS THEREFROM

| ARTICLES   | QUANTITY |         |         |         |         | VALUE     |          |           |           |          |
|--|----------|---------|---------|---------|---------|-----------|----------|-----------|-----------|----------|
|  | 1931-32  | 1932-33 | 1933-34 | 1934-35 | 1935-36 | 1931-32   | 1932-33  | 1933-34   | 1934-35   | 1935-36  |
| <b>ANIMALS, LIVING—</b>  |          |         |         |         |         | R         | R        | R         | R         | R        |
| Horses . . . . . No.   | 3,616    | 966     | 2,525   | 2,027   | 1,525   | 28,54,800 | 4,96,500 | 18,72,900 | 14,87,300 | 8,70,131 |
| Other kinds . . . . . "  | 186      | 377     | 316     | 127     | 155     | 9,487     | 37,514   | 13,024    | 11,717    | 6,997    |
| Total Animals, living . . . . . "  | 3,751    | 1,343   | 2,841   | 2,154   | 1,680   | 28,64,287 | 5,34,014 | 18,85,924 | 14,99,017 | 8,77,128 |
| <b>BOOKS, PRINTED, AND PRINTED MATTER (not being STATIONERY) including MAPS AND CHARTS . . . . . Cwts.</b> | 56       | 48      | 83      | 47      | 30      | 8,232     | 8,432    | 13,641    | 6,021     | 4,202    |
| <b>CHEMICALS AND CHEMICAL PREPARATIONS (excluding CHEMICAL MANURES AND MEDICINES)—</b>                     |          |         |         |         |         |           |          |           |           |          |
| Carbide of Calcium . . . . . Cwts  | ..       | 1,400   | 1,220   | 181     | ..      | ..        | 18,862   | 17,303    | 3,240     | ..       |
| Other sorts of chemicals . . . . . Value   | —        | —       | —       | —       | —       | 17,747    | 16,058   | 14,847    | 20,924    | 16,726   |
| Total Chemicals and Chemical preparations . . . . . "  | —        | —       | —       | —       | —       | 17,747    | 34,920   | 32,150    | 24,164    | 16,726   |
| <b>COAL AND COKE—</b>  |          |         |         |         |         |           |          |           |           |          |
| Coal . . . . . Tons  | 3,305    | 3,015   | 6,155   | 4,491   | 5,287   | 89,230    | 61,600   | 1,23,472  | 90,602    | 1,04,658 |
| <b>DRUGS AND MEDICINES (excluding CHEMICALS AND NARCOTICS)—</b>  |          |         |         |         |         |           |          |           |           |          |
| Proprietary and Patent Medicines . . . . . Value   | —        | —       | —       | —       | —       | 19,400    | 4,699    | 1,497     | 11,340    | 6,004    |
| Other sorts . . . . . "  | —        | —       | —       | —       | —       | 13,782    | 8,772    | 6,526     | 11,475    | 5,155    |
| Total Drugs and Medicines (excluding Chemicals and Narcotics) . . . . . "                                  | —        | —       | —       | —       | —       | 33,278    | 13,471   | 8,023     | 22,815    | 11,159   |
| <b>FODDER, BRAN AND POLLARDS (excluding OILCAKE) . . . . . Cwts.</b>                                       | 50,188   | 31,048  | 14,665  | 37,335  | 30,520  | 1,60,475  | 1,20,688 | 56,839    | 1,30,647  | 91,701   |
| <b>FRUITS AND VEGETABLES—</b>  |          |         |         |         |         |           |          |           |           |          |
| Fresh Fruits and vegetables . . . . . Value  | —        | —       | —       | —       | —       | 21,150    | 41,335   | 51,648    | 76,972    | 58,135   |
| Fruits and vegetables dried, salted, or preserved, not being canned or bottled . . . . . Tons              | 41       | 26      | 47      | 87      | 116     | 54,961    | 19,961   | 29,929    | 35,691    | 51,396   |
| Total Fruits and Vegetables . . . . . Value  | —        | —       | —       | —       | —       | 46,111    | 61,296   | 80,577    | 1,11,663  | 1,09,531 |
| <b>FURNITURE AND CABINET-WARE—</b>   |          |         |         |         |         |           |          |           |           |          |
| Furniture of Wood (other than bedsteads) . . . . . "   | —        | —       | —       | —       | —       | 13,626    | 278      | 215       | 683       | 560      |
| Furniture of other materials (other than bedsteads) . . . . . "  | —        | —       | —       | —       | —       | 11,480    | 4,897    | 3,607     | 489       | 1,452    |
| Other sorts . . . . . "  | —        | —       | —       | —       | —       | 898       | 696      | ..        | ..        | ..       |
| Total Furniture and Cabinet-ware . . . . . "   | —        | —       | —       | —       | —       | 26,004    | 5,871    | 3,822     | 1,152     | 2,012    |

No. 13—continued

## COMMONWEALTH OF AUSTRALIA—continued

## IMPORTS THEREFROM—continued

| ARTICLES   | QUANTITY  |                |               |               |               | VALUE     |           |           |           |           |
|--|-----------|----------------|---------------|---------------|---------------|-----------|-----------|-----------|-----------|-----------|
|  | 1931-32   | 1932-33        | 1933-34       | 1934-35       | 1935-36       | 1931-32   | 1932-33   | 1933-34   | 1934-35   | 1935-36   |
| <b>GRAIN, PULSE AND FLOUR—</b>   |           |                |               |               |               |           |           |           |           |           |
| Pulse . . . . Tons   | 169       | 84             | 128           | 117           | 147           | 20,888    | 22,587    | 31,040    | 22,228    | 28,209    |
| Wheat . . . . "  | 100,865   | 83,462         | 18,277        | 7,433         | 13,032        | 71,90,071 | 20,25,268 | 12,52,752 | 5,31,093  | 9,68,520  |
| Wheat flour in bags . . "  | 12        | 41             | 5             | 90            | 328           | 1,570     | 4,202     | 693       | 9,102     | 36,858    |
| Other sorts . . . . "  | 238       | 124            | 116           | 118           | 65            | 32,753    | 17,232    | 16,633    | 23,386    | 8,393     |
| Total Grain, Pulse and Flour . . . . "   | 110,234   | 83,731         | 18,526        | 7,704         | 13,572        | 72,51,233 | 29,69,264 | 13,02,018 | 5,86,809  | 10,41,980 |
| <b>TOTAL HARDWARE excluding<br/>OUTLERY AND ELECTRO-<br/>PLATED WARE . . . . Value</b>               | —         | —              | —             | —             | —             | 7,581     | 5,846     | 10,717    | 23,521    | 40,052    |
| <b>HIDES AND SKINS, RAW</b> { Tons<br>{ -No.   | 5<br>-400 | 133<br>-73,207 | 93<br>-22,086 | 42<br>-45,996 | 34<br>-10,724 | 3,739     | 50,963    | 66,601    | 23,514    | 20,647    |
| <b>INSTRUMENTS, APPARATUS,<br/>AND APPLIANCES AND<br/>PARTS THEREOF—</b>                             |           |                |               |               |               |           |           |           |           |           |
| Electrical, including tele-<br>graph and telephone<br>apparatus not being<br>machinery . . . . Value | —         | —              | —             | —             | —             | 6,080     | 17,040    | 6,777     | 1,924     | 5,910     |
| Photographic . . . . "   | —         | —              | —             | —             | —             | 10,008    | 4,092     | 5,594     | 4,636     | 2,537     |
| Other kinds . . . . "  | —         | —              | —             | —             | —             | 1,438     | 646       | 12,077    | 16,399    | 17,576    |
| Total Instruments, Apparatus,<br>and appliances and<br>parts thereof . . . . "                       | —         | —              | —             | —             | —             | 23,520    | 21,778    | 24,448    | 24,859    | 26,023    |
| <b>LEATHER—</b>  |           |                |               |               |               |           |           |           |           |           |
| Manufactures (excluding<br>boots and shoes and<br>belting for machinery)—                            |           |                |               |               |               |           |           |           |           |           |
| Saddlery and harness . . Cwts.   | 26        | 3              | 11            | 19            | 14            | 11,388    | 2,570     | 4,570     | 8,590     | 6,520     |
| Other sorts . . . . Value  | —         | —              | —             | —             | —             | 3,775     | 6,014     | 5,087     | 3,871     | 2,819     |
| Total Leather . . . . "  | —         | —              | —             | —             | —             | 15,163    | 8,584     | 9,657     | 12,461    | 9,339     |
| <b>LIQUORS including DENA-<br/>TURED AND PERFUMED<br/>SPIRITS—</b>                                   |           |                |               |               |               |           |           |           |           |           |
| Ale, beer and porter—  |           |                |               |               |               |           |           |           |           |           |
| Ale and beer (in bottle) Gals.   | 8,026     | 9,415          | 11,053        | 13,212        | 20,348        | 24,793    | 26,155    | 30,096    | 36,988    | 57,454    |
| Spirit, present in<br>drugs, medicines or<br>chemicals . . . . "                                     | ..        | 17             | 62            | 1,388         | 82            | ..        | 1,136     | 3,962     | 41,459    | 7,866     |
| Other sorts of liquors . . "   | 2,275     | 1,850          | 1,809         | 1,356         | 828           | 7,801     | 9,428     | 12,167    | 8,253     | 4,557     |
| Total Liquors . . . . "  | 10,312    | 10,782         | 12,924        | 15,956        | 21,258        | 32,594    | 36,769    | 46,324    | 86,700    | 69,877    |
| <b>MACHINERY AND MILL-<br/>WORK . . . . Value</b>  | —         | —              | —             | —             | —             | 87,899    | 27,493    | 29,800    | 19,501    | 2,81,340  |
| <b>METALS AND ORES—</b>  |           |                |               |               |               |           |           |           |           |           |
| Copper—  |           |                |               |               |               |           |           |           |           |           |
| Unwrought—   |           |                |               |               |               |           |           |           |           |           |
| Bars, ingots, cakes,<br>bricks and slabs . . Cwts.   | ..        | ..             | ..            | 500           | 2,311         | ..        | ..        | ..        | 11,720    | 62,887    |
| Steel—   |           |                |               |               |               |           |           |           |           |           |
| Ingots, blooms, billets<br>and slabs . . . . Tons  | ..        | ..             | ..            | 10,002        | 2,401         | ..        | ..        | ..        | 6,09,170  | 1,45,548  |
| Zinc or spelter . . . Cwts.  | 40,861    | 75,128         | 112,203       | 1,00,480      | 230,510       | 4,22,102  | 7,90,754  | 12,67,994 | 10,06,757 | 25,40,639 |
| Other metals . . . . Tons  | 1         | 3              | 5             | 26            | 9             | 2,968     | 3,713     | 5,007     | 11,757    | 6,801     |
| Total Metals (excluding<br>Ores) . . . . "   | 2,044     | 3,759          | 5,615         | 15,077        | 14,051        | 4,25,070  | 7,94,467  | 12,78,991 | 16,39,404 | 27,55,875 |

No. 13—continued

## COMMONWEALTH OF AUSTRALIA—continued

## IMPORTS THEREFROM—continued

| ARTICLES   | QUANTITY       |                |               |                |                | VALUE            |                  |                  |                  |                  |
|--|----------------|----------------|---------------|----------------|----------------|------------------|------------------|------------------|------------------|------------------|
|  | 1931-32        | 1932-33        | 1933-34       | 1934-35        | 1935-36        | 1931-32          | 1932-33          | 1933-34          | 1934-35          | 1935-36          |
| <b>PROVISIONS AND OILMAN'S STORES (including FISH AND FRUITS AND VEGETABLES, CANNED OR BOTTLED)—</b> |                |                |               |                |                | £                | £                | £                | £                | £                |
| Bacon and hams . . . Cwts.   | 251            | 259            | 577           | 265            | 129            | 25,307           | 20,242           | 44,407           | 19,845           | 9,084            |
| Biscuits and cakes . . "   | 515            | 453            | 513           | 413            | 434            | 33,703           | 28,593           | 34,377           | 23,210           | 27,763           |
| Butter (including canned) . . "  | 843            | 1,150          | 2,032         | 2,951          | 3,595          | 1,20,322         | 1,39,442         | 2,31,124         | 2,95,737         | 3,37,562         |
| <b>Canned and bottled provisions (not specified elsewhere)—</b>                                      |                |                |               |                |                |                  |                  |                  |                  |                  |
| Canned or bottled fruits . . . "   | 1,313          | 3,579          | 4,249         | 3,292          | 3,024          | 42,355           | 1,24,374         | 1,33,361         | 93,492           | 63,127           |
| Other kinds . . . "  | 5,333          | 7,311          | 6,691         | 4,303          | 4,904          | 1,92,332         | 2,44,619         | 1,41,392         | 1,41,249         | 1,54,542         |
| <b>Total Canned and bottled provisions . . . "</b>   | <b>7,156</b>   | <b>10,890</b>  | <b>10,940</b> | <b>8,095</b>   | <b>7,928</b>   | <b>2,41,237</b>  | <b>3,69,493</b>  | <b>2,80,253</b>  | <b>2,34,651</b>  | <b>2,47,669</b>  |
| Cheese (including canned) . . "  | 113            | 311            | 533           | 673            | 742            | 12,132           | 25,549           | 51,130           | 52,342           | 60,001           |
| <b>Farinaceous and Patent foods—</b>   |                |                |               |                |                |                  |                  |                  |                  |                  |
| Milk foods for infants and invalids (wholly or mainly milk) . . "                                    | 1,137          | 1,332          | 1,154         | 1,454          | 1,269          | 2,37,152         | 2,08,302         | 1,09,266         | 1,63,623         | 2,23,439         |
| Other sorts . . . "  | 114            | 121            | 148           | 102            | 208            | 3,792            | 3,310            | 4,743            | 3,705            | 6,370            |
| <b>Total Farinaceous and Patent foods . . . "</b>  | <b>1,301</b>   | <b>1,353</b>   | <b>1,302</b>  | <b>1,616</b>   | <b>1,477</b>   | <b>2,40,644</b>  | <b>2,10,412</b>  | <b>1,14,014</b>  | <b>1,77,328</b>  | <b>2,30,369</b>  |
| Jams and Jellies . . . "   | 2,273          | 2,503          | 4,354         | 5,150          | 5,530          | 90,999           | 89,913           | 1,43,133         | 1,70,194         | 1,73,320         |
| Milk, condensed and preserved (including milk cream) . . . "   | 9,335          | 13,563         | 15,904        | 2,473          | 2,226          | 5,25,337         | 3,92,106         | 6,73,790         | 1,00,043         | 35,942           |
| Pickles, chutneys, sauces, and condiments . . . "  | ..             | ..             | 34            | 370            | 45             | ..               | ..               | 4,376            | 10,163           | 2,223            |
| Other sorts of provisions Value  | —              | —              | —             | —              | —              | 22,096           | 21,611           | 37,703           | 93,304           | 69,394           |
| <b>Total Provisions and Oilman's stores . . . "</b>  | <b>—</b>       | <b>—</b>       | <b>—</b>      | <b>—</b>       | <b>—</b>       | <b>13,18,671</b> | <b>13,27,666</b> | <b>16,19,367</b> | <b>11,77,372</b> | <b>12,43,327</b> |
| <b>RUBBER MANUFACTURES . . . "</b>   | <b>—</b>       | <b>—</b>       | <b>—</b>      | <b>—</b>       | <b>—</b>       | <b>17,960</b>    | <b>..</b>        | <b>127</b>       | <b>640</b>       | <b>20,739</b>    |
| <b>SOAP—</b>   |                |                |               |                |                |                  |                  |                  |                  |                  |
| Household and laundry soap in bars or tablets Cwts.  | 704            | 472            | 205           | 117            | ..             | 13,437           | 11,173           | 4,292            | 3,425            | 12               |
| Toilet soap . . . . . "  | 1,454          | 1,022          | 377           | 473            | 534            | 36,377           | 27,313           | 31,174           | 10,333           | 11,347           |
| Other sorts . . . . . "  | ..             | 1              | 13            | 1              | ..             | 44               | 63               | 299              | 112              | 43               |
| <b>Total Soap . . . . . "</b>  | <b>2,158</b>   | <b>1,495</b>   | <b>1,095</b>  | <b>591</b>     | <b>534</b>     | <b>50,458</b>    | <b>38,549</b>    | <b>35,765</b>    | <b>13,870</b>    | <b>11,402</b>    |
| <b>TALLOW AND STEARINE (including GREASE AND ANIMAL FAT) . . . . . "</b>                             | <b>197,451</b> | <b>112,573</b> | <b>93,170</b> | <b>114,569</b> | <b>100,332</b> | <b>16,25,324</b> | <b>19,36,270</b> | <b>15,75,647</b> | <b>13,37,209</b> | <b>21,73,632</b> |
| <b>TEXTILES—</b>   |                |                |               |                |                |                  |                  |                  |                  |                  |
| <b>Wool—</b>   |                |                |               |                |                |                  |                  |                  |                  |                  |
| Wool . . . . . (Lbs.)  | 2,915,705      | 3,050,370      | 2,331,130     | 3,043,637      | 4,543,171      | 15,14,613        | 16,10,343        | 13,02,721        | 20,94,714        | 27,41,450        |
| <b>TOBACCO . . . . . "</b>   | <b>5,751</b>   | <b>7,022</b>   | <b>3,204</b>  | <b>3,334</b>   | <b>3,419</b>   | <b>27,375</b>    | <b>37,034</b>    | <b>39,722</b>    | <b>45,243</b>    | <b>39,723</b>    |



No. 13—continued

## COMMONWEALTH OF AUSTRALIA—continued

## IMPORTS THEREFROM—concluded

| ARTICLES  | QUANTITY |         |         |         |         | VALUE       |             |             |           |             |
|---|----------|---------|---------|---------|---------|-------------|-------------|-------------|-----------|-------------|
|   | 1931-32  | 1932-33 | 1933-34 | 1934-35 | 1935-36 | 1931-32     | 1932-33     | 1933-34     | 1934-35   | 1935-36     |
| TOYS AND REQUISITES FOR GAMES AND SPORTS (including FISHING TACKLE) Value | —        | —       | —       | —       | —       | 1,380       | 3,233       | 10,616      | 18,088    | 6,202       |
| VEHICLES (excluding LOCOMOTIVES FOR RAILWAYS).                            | —        | —       | —       | —       | —       | 6,186       | ..          | 30,572      | 28,449    | 1,02,436    |
| WOOD AND TIMBER—<br>Sandal wood . . . Tons                                | 145      | 162     | 157     | 115     | 83      | 64,315      | 89,723      | 83,936      | 62,171    | 40,214      |
| Other kinds of wood and timber Value                                      | —        | —       | —       | —       | —       | 17,168      | ..          | 1,447       | ..        | 1,948       |
| Manufactures of wood other than furniture and cabinet ware . . .          | —        | —       | —       | —       | —       | 6,363       | 14,862      | 4,668       | 7,566     | 7,269       |
| Total Wood and Timber. . .  | —        | —       | —       | —       | —       | 87,721      | 1,04,575    | 90,051      | 69,737    | 55,431      |
| POSTAL ARTICLES NOT SPECIFIED . . .                                       | —        | —       | —       | —       | —       | 19,833      | 23,408      | 20,642      | 33,471    | 54,737      |
| ALL OTHER ARTICLES OF MERCHANDISE . . .                                   | —        | —       | —       | —       | —       | 80,210      | 99,422      | 48,918      | 59,276    | 59,636      |
| GRAND TOTAL . . .   | —        | —       | —       | —       | —       | 1,58,36,005 | 1,06,85,266 | 1,02,43,155 | 96,69,674 | 1,10,20,913 |

## EXPORTS THERETO

## INDIAN MERCHANDISE

| ARTICLES   | QUANTITY |         |         |         |         | VALUE    |          |          |          |          |
|--|----------|---------|---------|---------|---------|----------|----------|----------|----------|----------|
|  | 1931-32  | 1932-33 | 1933-34 | 1934-35 | 1935-36 | 1931-32  | 1932-33  | 1933-34  | 1934-35  | 1935-36  |
| BUILDING AND ENGINEERING MATERIALS, other than OF IRON, STEEL, OR WOOD . . . Value   | —        | —       | —       | —       | —       | 12,675   | 16,084   | 15,515   | 23,490   | 20,525   |
| CHEMICALS AND CHEMICAL PREPARATIONS (excluding CHEMICAL MANURES AND MEDICINES) . . . | —        | —       | —       | —       | —       | 13,655   | 7,158    | 14,884   | 6,423    | 9,801    |
| COAL . . . Tons  | ..       | ..      | ..      | 1,956   | ..      | ..       | ..       | ..       | 20,416   | ..       |
| COFFEE . . . Cwts.   | 2,459    | 5,635   | 4,604   | 5,996   | 5,862   | 1,40,927 | 3,40,162 | 2,57,704 | 3,38,901 | 2,79,232 |
| COIR, MANUFACTURED (excluding ROPE) . . .  | 1,060    | 160     | 4,880   | 6,672   | 4,518   | 19,112   | 1,325    | 91,932   | 1,16,476 | 83,025   |
| DRUGS AND MEDICINES (excluding CHEMICALS AND NARCOTICS) . . . Value                  | —        | —       | —       | —       | —       | 4,821    | 8,982    | 23,230   | 19,816   | 17,208   |
| DYEING AND TANNING SUBSTANCES—<br>Myrobalans . . . Cwts.                             | 17,172   | 19,797  | 27,320  | 24,333  | 46,519  | 83,493   | 1,08,923 | 1,49,609 | 1,19,832 | 1,08,686 |
| Myrobalan extracts . . .   | 464      | 1,673   | 745     | 2,030   | 2,353   | 5,056    | 18,625   | 7,452    | 19,717   | 28,552   |
| Other sorts . . .  | 212      | 851     | 88      | 680     | 291     | 3,312    | 4,664    | 1,003    | 7,741    | 3,988    |
| Total Dyeing and Tanning substances . . .  | 17,848   | 21,821  | 28,053  | 27,533  | 49,663  | 96,861   | 1,32,212 | 1,58,064 | 1,47,290 | 2,31,126 |
| FIBRE FOR BRUSHES AND BROOMS . . . Tons  | 42       | 113     | 95      | 121     | 122     | 19,505   | 40,828   | 32,365   | 41,277   | 56,048   |
| GRAIN, PULSE AND FLOUR—<br>Pulse—<br>Beans . . . Tons                                | 302      | 276     | 171     | 219     | 402     | 19,956   | 23,041   | 10,772   | 14,600   | 31,372   |
| Lentils . . .  | 78       | 62      | 33      | 63      | 32      | 11,496   | 7,275    | 4,638    | 8,508    | 4,800    |
| Other sorts . . .  | 32       | 1,006   | 40      | 118     | 184     | 4,087    | 78,465   | 4,460    | 15,116   | 22,979   |
| Total Pulse . . .  | 412      | 1,344   | 244     | 400     | 618     | 35,539   | 1,08,781 | 19,870   | 38,210   | 59,151   |
| Rice, not in the husk . . .  | 3,754    | 4,792   | 4,768   | 4,086   | 3,986   | 3,37,888 | 4,00,895 | 2,41,820 | 2,20,351 | 2,76,733 |
| Total Grain, Pulse and Flour . . .   | 4,166    | 6,136   | 5,007   | 4,436   | 4,604   | 3,73,427 | 5,04,676 | 2,61,695 | 2,67,570 | 3,35,834 |

No. 13—continued

COMMONWEALTH OF AUSTRALIA—continued  
EXPORTS THERETO—continued

## INDIAN MERCHANDISE—continued

| ARTICLES  | QUANTITY      |               |               |               |               | VALUE           |                 |                 |                 |                  |
|---|---------------|---------------|---------------|---------------|---------------|-----------------|-----------------|-----------------|-----------------|------------------|
|   | 1931-32       | 1932-33       | 1933-34       | 1934-35       | 1935-36       | 1931-32         | 1932-33         | 1933-34         | 1934-35         | 1935-36          |
| <b>GUMS AND RESINS—</b>   |               |               |               |               |               |                 |                 |                 |                 |                  |
| Rosin . . . Cwts.   | 10,616        | 7,818         | 8,146         | 5,796         | 5,518         | 1,42,125        | 1,08,693        | 81,701          | 52,858          | 49,840           |
| Other sorts . . . "   | 42            | 24            | 58            | 46            | 107           | 1,364           | 482             | 1,440           | 1,539           | 4,500            |
| <b>Total Gums and Resins . . . "</b>  | <b>10,658</b> | <b>7,842</b>  | <b>8,204</b>  | <b>5,842</b>  | <b>5,625</b>  | <b>1,43,489</b> | <b>1,09,175</b> | <b>83,141</b>   | <b>54,397</b>   | <b>54,340</b>    |
| <b>HIDES AND SKINS, RAW—</b>  |               |               |               |               |               |                 |                 |                 |                 |                  |
| <b>Skins, raw—</b>  |               |               |               |               |               |                 |                 |                 |                 |                  |
| Goat skins . . . { Tons   | 281           | 395           | 398           | 425           | 490           | 5,79,772        | 7,39,222        | 7,07,717        | 8,22,338        | 10,61,443        |
| —No.  | —443,174      | —686,966      | —549,229      | —783,089      | —936,030      |                 |                 |                 |                 |                  |
| Other skins . . . { Tons  | 23            | 34            | 23            | 9             | 9             | 1,07,509        | 1,68,859        | 1,01,008        | 29,131          | 13,079           |
| —No.  | —25,967       | —35,681       | —62,507       | —3,245        | —726          |                 |                 |                 |                 |                  |
| <b>Total Skins, raw . . . { Tons</b>  | <b>304</b>    | <b>429</b>    | <b>344</b>    | <b>437</b>    | <b>499</b>    | <b>6,87,281</b> | <b>9,08,081</b> | <b>8,08,725</b> | <b>8,51,469</b> | <b>10,74,522</b> |
| —No.  | —469,141      | —722,647      | —611,736      | —787,784      | —937,756      |                 |                 |                 |                 |                  |
| Sheep skins . . . { Tons  | ..            | ..            | 28            | ..            | ..            | ..              | 20              | 41,074          | 554             | ..               |
| —No.  | ..            | ..            | ..            | ..            | ..            |                 |                 |                 |                 |                  |
| <b>INSTRUMENTS APPARATUS AND APPLIANCES AND PARTS THEREOF—</b>                                      |               |               |               |               |               |                 |                 |                 |                 |                  |
| Musical . . . Value   | —             | —             | —             | —             | —             | 2,230           | 3,932           | 4,218           | 15,784          | 20,921           |
| <b>LAGU—</b>  |               |               |               |               |               |                 |                 |                 |                 |                  |
| Button . . . Cwts.  | 682           | 946           | 929           | 999           | 1,762         | 33,134          | 35,217          | 37,832          | 61,841          | 78,321           |
| Shell . . . "   | 2,010         | 3,818         | 3,031         | 4,369         | 4,681         | 1,04,362        | 1,55,431        | 1,27,339        | 2,71,274        | 2,16,712         |
| Other sorts . . . "   | ..            | 3             | ..            | ..            | 44            | ..              | 1,048           | ..              | ..              | 900              |
| <b>Total Lagu . . . "</b>   | <b>2,692</b>  | <b>4,767</b>  | <b>3,959</b>  | <b>5,368</b>  | <b>6,487</b>  | <b>1,37,496</b> | <b>1,91,686</b> | <b>1,65,221</b> | <b>3,33,115</b> | <b>2,96,933</b>  |
| <b>LEATHERS—</b>  |               |               |               |               |               |                 |                 |                 |                 |                  |
| <b>Skins, Tanned or Dressed—</b>  |               |               |               |               |               |                 |                 |                 |                 |                  |
| Goat skins . . . { Tons   | 3             | ..            | ..            | 2             | 19            | 7,516           | 3,965           | 1,130           | 3,248           | 87,858           |
| —No.  | —5,781        | 3,240         | 1,060         | —2,560        | —73,516       |                 |                 |                 |                 |                  |
| Sheep skins . . . { Tons  | ..            | 2,000         | 6,072         | 5,024         | —12,932       | ..              | 340             | 4,695           | 3,062           | 13,732           |
| —No.  | ..            | ..            | ..            | ..            | ..            |                 |                 |                 |                 |                  |
| Other skins . . . { Tons  | ..            | ..            | ..            | ..            | ..            | 5,900           | 15,350          | 14,500          | ..              | 128              |
| —No.  | 600           | 7,050         | 5,042         | ..            | —34           |                 |                 |                 |                 |                  |
| <b>Total Skins, tanned or dressed . . . { Tons</b>  | <b>3</b>      | <b>..</b>     | <b>..</b>     | <b>3</b>      | <b>22</b>     | <b>13,416</b>   | <b>20,155</b>   | <b>20,325</b>   | <b>7,210</b>    | <b>1,01,718</b>  |
| —No.  | —6,391        | —12,290       | —12,174       | —8,484        | —86,482       |                 |                 |                 |                 |                  |
| <b>METALS AND ORES . . . Tons</b>   | <b>..</b>     | <b>361</b>    | <b>20</b>     | <b>62</b>     | <b>426</b>    | <b>1,253</b>    | <b>9,346</b>    | <b>2,548</b>    | <b>4,400</b>    | <b>18,497</b>    |
| Mica . . . Cwts.  | 406           | 441           | 27            | 21            | 337           | 1,409           | 11,287          | 4,895           | 4,209           | 2,704            |
| <b>OILS—</b>  |               |               |               |               |               |                 |                 |                 |                 |                  |
| Vegetable, non-essential—   |               |               |               |               |               |                 |                 |                 |                 |                  |
| Oastor . . . Gals.  | 8,355         | 8,244         | 10,845        | 13,985        | 6,611         | 10,978          | 9,698           | 10,309          | 13,461          | 7,689            |
| Mustard or rape . . . "   | 509           | 4,890         | ..            | 11,500        | 5,000         | 925             | 11,000          | ..              | 16,125          | 7,000            |
| Other sorts . . . "   | 81            | 35            | 73            | ..            | 67            | 442             | 170             | 410             | ..              | 232              |
| <b>Total Vegetable, non-essential . . . "</b>   | <b>9,445</b>  | <b>13,169</b> | <b>10,918</b> | <b>25,485</b> | <b>11,678</b> | <b>12,245</b>   | <b>20,868</b>   | <b>10,719</b>   | <b>29,586</b>   | <b>14,921</b>    |
| Other kinds . . . "   | 25            | 50            | 25            | 17            | 34            | 3,793           | 225             | 3,934           | 7,090           | 3,900            |
| <b>Total Oils . . . "</b>   | <b>9,470</b>  | <b>13,219</b> | <b>10,943</b> | <b>25,502</b> | <b>11,712</b> | <b>16,038</b>   | <b>21,093</b>   | <b>14,653</b>   | <b>31,546</b>   | <b>18,961</b>    |
| <b>PAINTS AND PAINTERS' MATERIALS . . . Value</b>   | <b>—</b>      | <b>—</b>      | <b>—</b>      | <b>—</b>      | <b>—</b>      | <b>3,490</b>    | <b>24,440</b>   | <b>27,294</b>   | <b>17,502</b>   | <b>7,500</b>     |
| PARAFFIN WAX . . . Tons   | 308           | 344           | 357           | 395           | 502           | 1,31,250        | 1,46,580        | 1,51,880        | 1,66,460        | 2,12,030         |
| <b>PROVISIONS AND OILMAN'S STORES (including FISH AND FRUITS AND VEGETABLES CANNED OR BOTTLED)—</b> |               |               |               |               |               |                 |                 |                 |                 |                  |
| Pickles, chutneys and condiments . . . Cwts.  | 1,242         | 2,035         | 1,682         | 966           | 20            | 69,705          | 1,18,698        | 1,14,127        | 54,362          | 785              |
| Other sorts of provisions Value   | —             | —             | —             | —             | —             | 5,428           | 6,583           | 6,763           | 44,782          | 52,061           |
| <b>Total Provisions . . . "</b>   | <b>—</b>      | <b>—</b>      | <b>—</b>      | <b>—</b>      | <b>—</b>      | <b>75,133</b>   | <b>1,25,281</b> | <b>1,20,890</b> | <b>99,144</b>   | <b>88,869</b>    |

## COMMONWEALTH OF AUSTRALIA—continued

## EXPORTS THERE TO—continued

## INDIAN MERCHANDISE—continued

| ARTICLES  | QUANTITY      |               |               |                |               | VALUE              |                    |                    |                    |                    |
|---|---------------|---------------|---------------|----------------|---------------|--------------------|--------------------|--------------------|--------------------|--------------------|
|   | 1931-32       | 1932-33       | 1933-34       | 1934-35        | 1935-36       | 1931-32            | 1932-33            | 1933-34            | 1934-35            | 1935-36            |
|   |               |               |               |                |               | ₹                  | ₹                  | ₹                  | ₹                  | ₹                  |
| <b>SEEDS—</b>   |               |               |               |                |               |                    |                    |                    |                    |                    |
| <b>Oilseeds—</b>  |               |               |               |                |               |                    |                    |                    |                    |                    |
| Essential . . . Tons  | 37            | 25            | 61            | 151            | 26            | 7,538              | 4,266              | 10,572             | 17,176             | 5,007              |
| <b>Non-essential—</b>   |               |               |               |                |               |                    |                    |                    |                    |                    |
| Castor . . . "  | 1,166         | 663           | 869           | 1,350          | 1,069         | 1,52,339           | 1,18,283           | 92,065             | 1,70,401           | 2,63,330           |
| Groundnuts . . . "  | ..            | ..            | 672           | 916            | 930           | ..                 | ..                 | 73,019             | 1,28,051           | 1,49,634           |
| Linseed . . . "   | 10,088        | 9,415         | 11,968        | 21,442         | 9,730         | 11,55,493          | 10,18,780          | 13,60,484          | 25,97,228          | 12,85,366          |
| Rape . . . "  | 69            | ..            | ..            | 15             | ..            | 10,104             | ..                 | ..                 | 2,195              | ..                 |
| Other sorts . . . "   | 2             | 4             | 3             | 6              | 3             | 1,230              | 880                | 975                | 1,285              | 705                |
| <b>Total Seeds, Non-essential . . . "</b>                           | <b>11,275</b> | <b>10,382</b> | <b>13,502</b> | <b>24,239</b>  | <b>12,632</b> | <b>13,19,166</b>   | <b>11,37,893</b>   | <b>15,27,443</b>   | <b>29,08,158</b>   | <b>10,99,035</b>   |
| Other than Oilseeds . . . "   | ..            | ..            | ..            | ..             | ..            | ..                 | ..                 | ..                 | ..                 | 260                |
| <b>Total Seeds . . . "</b>  | <b>11,312</b> | <b>10,407</b> | <b>13,569</b> | <b>24,390</b>  | <b>12,658</b> | <b>13,26,754</b>   | <b>11,42,159</b>   | <b>15,33,015</b>   | <b>29,25,386</b>   | <b>17,04,302</b>   |
| <b>SPICES . . . Cwts.</b>   | <b>729</b>    | <b>318</b>    | <b>259</b>    | <b>637</b>     | <b>4</b>      | <b>11,723</b>      | <b>6,108</b>       | <b>8,698</b>       | <b>10,364</b>      | <b>942</b>         |
| <b>TEA—</b>   |               |               |               |                |               |                    |                    |                    |                    |                    |
| Black . . . Lbs.  | 2,508,335     | 1,639,612     | 1,986,655     | 1,635,625      | 1,866,037     | 12,96,313          | 8,01,160           | 10,72,526          | 8,12,712           | 9,52,616           |
| <b>TEXTILES—</b>  |               |               |               |                |               |                    |                    |                    |                    |                    |
| <b>Cotton—</b>  |               |               |               |                |               |                    |                    |                    |                    |                    |
| Raw . . . Tons  | 200           | 723           | 827           | 532            | 791           | 1,20,001           | 3,95,128           | 1,72,630           | 3,08,333           | 3,08,926           |
| Waste . . . Cwts.   | 1,747         | 1,598         | 1,462         | 947            | 2,433         | 28,850             | 31,740             | 29,342             | 30,170             | 41,850             |
| <b>Twist and Yarn . . . Lbs.</b>                                    | <b>6,323</b>  | <b>6,480</b>  | <b>..</b>     | <b>20,100</b>  | <b>..</b>     | <b>2,362</b>       | <b>1,294</b>       | <b>..</b>          | <b>8,778</b>       | <b>..</b>          |
| <b>Manufactures—</b>  |               |               |               |                |               |                    |                    |                    |                    |                    |
| Piecegoods . . . Yards  | 44,520        | 56,933        | 49,264        | 40,056         | 14,550        | 10,965             | 11,296             | 11,800             | 7,711              | 5,447              |
| Other sorts of manufactures . . . Value                             | —             | —             | —             | —              | —             | 450                | 7,750              | 3,700              | 8,737              | 6,365              |
| <b>Total Cotton manufactures (including twist and yarn) . . . "</b> | <b>—</b>      | <b>—</b>      | <b>—</b>      | <b>—</b>       | <b>—</b>      | <b>14,277</b>      | <b>20,340</b>      | <b>15,300</b>      | <b>25,226</b>      | <b>11,812</b>      |
| <b>Jute—</b>  |               |               |               |                |               |                    |                    |                    |                    |                    |
| Raw . . . Tons  | 1,146         | 1,442         | 840           | 1,270          | 1,497         | 2,28,319           | 2,33,749           | 1,46,345           | 2,24,245           | 3,14,516           |
| <b>Twist and yarn . . . Lbs.</b>                                    | <b>..</b>     | <b>61,212</b> | <b>51,933</b> | <b>123,766</b> | <b>89,792</b> | <b>..</b>          | <b>9,053</b>       | <b>7,333</b>       | <b>15,514</b>      | <b>12,268</b>      |
| Canvas . . . Yards  | ..            | ..            | 5,000         | 28,260         | 67,172        | ..                 | ..                 | 1,000              | 7,428              | 19,413             |
| <b>Manufactures—</b>  |               |               |               |                |               |                    |                    |                    |                    |                    |
| Gunny bags . . . No.  | 68,044,996    | 93,625,067    | 73,859,766    | 56,623,694     | 64,355,475    | 2,15,69,759        | 2,95,59,220        | 2,13,13,657        | 1,62,89,478        | 1,81,39,901        |
| cloth . . . Yards   | 19,853,094    | 24,308,499    | 19,394,420    | 24,125,331     | 26,544,192    | 27,04,441          | 36,24,342          | 29,27,140          | 34,13,906          | 36,74,929          |
| Rope and twine . . . Cwts.  | 172           | 181           | 278           | 603            | 216           | 3,707              | 4,906              | 4,795              | 13,034             | 4,711              |
| Other kinds . . . Value   | —             | —             | —             | —              | —             | 21,093             | 65,000             | 59,280             | 1,35,333           | 1,06,537           |
| <b>Total Jute manufactures (including twist and yarn) . . . "</b>   | <b>—</b>      | <b>—</b>      | <b>—</b>      | <b>—</b>       | <b>—</b>      | <b>2,43,59,000</b> | <b>3,32,65,921</b> | <b>2,43,13,200</b> | <b>1,99,29,793</b> | <b>2,19,46,794</b> |
| Rhea, Ramie or chinagrass Cwts.                                     | ..            | ..            | ..            | 171            | ..            | ..                 | ..                 | ..                 | 16,859             | ..                 |
| <b>Wool—</b>  |               |               |               |                |               |                    |                    |                    |                    |                    |
| <b>Manufactures—</b>  |               |               |               |                |               |                    |                    |                    |                    |                    |
| Carpets and rugs . . . Lbs.   | 17,663        | 65,687        | 53,370        | 100,695        | 172,533       | 19,747             | 73,324             | 55,197             | 66,029             | 1,53,760           |
| Other sorts . . . Value   | —             | —             | —             | —              | —             | 594                | 2,079              | ..                 | 850                | 2,123              |
| <b>Total Woollen manufactures . . . "</b>                           | <b>—</b>      | <b>—</b>      | <b>—</b>      | <b>—</b>       | <b>—</b>      | <b>20,251</b>      | <b>75,403</b>      | <b>55,197</b>      | <b>66,879</b>      | <b>1,55,883</b>    |

No. 13—continued

COMMONWEALTH OF AUSTRALIA—concluded  
EXPORTS THERETO—concluded

## INDIAN MERCHANDISE—concluded

| ARTICLES  | QUANTITY |         |         |         |         | VALUE       |             |             |             |             |
|---|----------|---------|---------|---------|---------|-------------|-------------|-------------|-------------|-------------|
|   | 1931-32  | 1932-33 | 1933-34 | 1934-35 | 1935-36 | 1931-32     | 1932-33     | 1933-34     | 1934-35     | 1935-36     |
| TOYS AND REQUISITES FOR GAMES AND SPORTS (including FISHING TACKLE other than FIREARMS) . . . Value | —        | —       | —       | —       | —       | £           | £           | £           | £           | £           |
|   |          |         |         |         |         | 51,796      | 23,084      | 40,412      | 31,931      | 35,326      |
| WOOD AND TIMBER—  |          |         |         |         |         |             |             |             |             |             |
| Teak wood . . . Cubic Tons  | 53       | 37      | 217     | 135     | 171     | 15,043      | 22,148      | 53,445      | 33,018      | 37,032      |
| POSTAL ARTICLES . . . Value   | —        | —       | —       | —       | —       | 1,00,294    | 1,20,240    | 87,023      | 95,380      | 1,40,219    |
| ALL OTHER ARTICLES OF MERCHANDISE . . . "   | —        | —       | —       | —       | —       | 33,345      | 10,187      | 23,375      | 31,154      | 33,795      |
| GRAND TOTAL . . . "   | —        | —       | —       | —       | —       | 2,95,00,830 | 3,38,40,570 | 2,98,06,626 | 2,71,23,331 | 2,80,33,103 |

## FOREIGN MERCHANDISE

| ARTICLES  | QUANTITY |         |         |         |         | VALUE       |             |             |             |             |
|---|----------|---------|---------|---------|---------|-------------|-------------|-------------|-------------|-------------|
|   | 1931-32  | 1932-33 | 1933-34 | 1934-35 | 1935-36 | 1931-32     | 1932-33     | 1933-34     | 1934-35     | 1935-36     |
| BUILDING AND ENGINEERING MATERIALS OTHER THAN IRON, STEEL OR WOOD . . . Value | —        | —       | —       | —       | —       | £           | £           | £           | £           | £           |
|   |          |         |         |         |         | 44,930      | 33,400      | ..          | ..          | ..          |
| DRUGS AND MEDICINES . . . "   | —        | —       | —       | —       | —       | 1,607       | 825         | 0,732       | 4,050       | 11,510      |
| HARDWARE (excluding CUTLERY AND ELECTROPLATED WARE) . . . "                   | —        | —       | —       | —       | —       | 11,652      | 4,446       | 3,515       | 3,028       | 6,437       |
| INSTRUMENTS, APPARATUS, AND APPLIANCES AND PARTS THEREOF . . . "              | —        | —       | —       | —       | —       | 14,639      | 5,109       | 33          | 11,402      | 1,320       |
| MACHINERY AND MILLWORK . . . "  | —        | —       | —       | —       | —       | 35,438      | 2,533       | 1,127       | 7,400       | 1,276       |
| METALS AND ORES . . . Tons  | 118      | 1       | 1       | 1       | ..      | 22,312      | 2,156       | 215         | 368         | ..          |
| OILS . . . . . Gals.  | 40,512   | 157,883 | ..      | ..      | ..      | 8,600       | 30,019      | ..          | ..          | ..          |
| POSTAL ARTICLES . . . Value   | —        | —       | —       | —       | —       | 11,710      | 5,332       | 1,050       | 3,342       | 11,205      |
| ALL OTHER ARTICLES OF MERCHANDISE . . . "                                     | —        | —       | —       | —       | —       | 14,691      | 37,473      | 16,731      | 32,925      | 35,513      |
| GRAND TOTAL . . . "   | —        | —       | —       | —       | —       | 1,66,184    | 1,27,293    | 23,403      | 63,515      | 67,351      |
| GRAND TOTAL OF INDIAN AND FOREIGN MERCHANDISE . . . "                         | —        | —       | —       | —       | —       | 2,98,07,014 | 3,39,67,863 | 2,98,35,029 | 2,71,87,346 | 2,87,50,454 |

## TERRITORY OF PAPUA

## IMPORTS THEREFROM

Nil.

## EXPORTS THERETO

## INDIAN MERCHANDISE

| ARTICLES  | QUANTITY |           |         |           |           | VALUE    |          |          |          |          |
|---|----------|-----------|---------|-----------|-----------|----------|----------|----------|----------|----------|
|   | 1931-32  | 1932-33   | 1933-34 | 1934-35   | 1935-36   | 1931-32  | 1932-33  | 1933-34  | 1934-35  | 1935-36  |
| GRAIN, PULSE AND FLOUR—<br>Rice, not in the husk . . . Tons | 1,725    | 2,025     | 2,000   | 130       | 230       | £        | £        | £        | £        | £        |
|   |          |           |         |           |           | 1,41,563 | 1,30,910 | 1,01,442 | 6,572    | 17,023   |
| TEXTILES—<br>Jute—<br>Gunny bags . . . . . No.              | 621,500  | 1,045,550 | 893,900 | 1,009,060 | 1,099,400 | 1,33,370 | 3,02,558 | 2,14,559 | 2,30,236 | 2,59,774 |
| ALL OTHER ARTICLES OF MERCHANDISE . . . Value               | —        | —         | —       | —         | —         | 470      | 0,191    | 2,532    | 4,233    | 3,623    |
| GRAND TOTAL . . . "   | —        | —         | —       | —         | —         | 3,25,403 | 4,45,055 | 3,18,600 | 2,41,041 | 2,80,423 |

TERRITORY OF PAPUA—continued  
 EXPORTS THERETO—continued  
 FOREIGN MERCHANDISE

| ARTICLES  | QUANTITY |         |         |         |         | VALUE    |          |          |          |          |
|---|----------|---------|---------|---------|---------|----------|----------|----------|----------|----------|
|   | 1931-32  | 1932-33 | 1933-34 | 1934-35 | 1935-36 | 1931-32  | 1932-33  | 1933-34  | 1934-35  | 1935-36  |
| TOTAL VALUE   | —        | —       | —       | —       | —       | R<br>..  | R<br>..  | R<br>..  | R<br>500 | R<br>936 |
| GRAND TOTAL OF INDIAN AND FOREIGN MERCHANDISE . Value | —        | —       | —       | —       | —       | 8,25,403 | 4,45,650 | 8,18,800 | 2,41,541 | 2,81,358 |

OTHER BRITISH PACIFIC ISLANDS\*

IMPORTS THEREFROM

Nil

EXPORTS THERETO

INDIAN MERCHANDISE

| ARTICLES       | QUANTITY |         |         |         |         | VALUE   |         |         |          |         |
|----------------|----------|---------|---------|---------|---------|---------|---------|---------|----------|---------|
|                | 1931-32  | 1932-33 | 1933-34 | 1934-35 | 1935-36 | 1931-32 | 1932-33 | 1933-34 | 1934-35  | 1935-36 |
| Total- . Value | —        | —       | —       | —       | —       | R<br>—  | R<br>—  | R<br>.. | R<br>379 | R<br>.. |

FOREIGN MERCHANDISE

Nil

NEW ZEALAND†  
 IMPORTS THEREFROM

| ARTICLES  | QUANTITY  |           |                  |             |         | VALUE    |          |          |          |          |
|---|-----------|-----------|------------------|-------------|---------|----------|----------|----------|----------|----------|
|   | 1931-32   | 1932-33   | 1933-34          | 1934-35     | 1935-36 | 1931-32  | 1932-33  | 1933-34  | 1934-35  | 1935-36  |
| HIDES AND SKINS—  |           |           |                  |             |         | R        | R        | R        | R        | R        |
| Hides, raw . . . { Tons<br>—No. } 39<br>—4,072  | 8<br>—900 | ..        | ..               | ..          | ..      | 27,963   | 5,065    | ..       | ..       | ..       |
| Skins, raw . . . { Tons<br>—No. } ..  | 1<br>—900 | 3<br>—927 | 26<br>—2,619,814 | 6<br>—2,222 | ..      | 450      | 2,167    | 24,325   | 3,512    | ..       |
| PROVISIONS AND OILMAN'S STORES including FISH AND FRUITS AND VEGETABLES, CANNED OR BOTTLED— |           |           |                  |             |         |          |          |          |          |          |
| Butter (including canned) . Cwts.   | 587       | 484       | 483              | 876         | 1,167   | 92,315   | 70,655   | 55,270   | 89,148   | 1,00,047 |
| Milk Condensed and preserved including milk cream . . . . . "                               | 9         | 29        | 34               | 1,097       | 3,295   | 831      | 1,129    | 1,165    | 70,549   | 1,27,034 |
| Other kinds . . . . . value   | —         | —         | —                | —           | —       | 3,268    | 8,371    | 70,793   | 24,100   | 8,020    |
| Total Provisions and Oilman's Stores . . . . . Value  | —         | —         | —                | —           | —       | 96,414   | 75,155   | 1,27,228 | 1,02,800 | 2,45,010 |
| TALLOW AND STEARIN . Cwts.  | 10,543    | 11,335    | 4,111            | 5,389       | 5,400   | 1,87,497 | 2,07,192 | 74,159   | 75,389   | 1,15,709 |
| TEXTILES—   |           |           |                  |             |         |          |          |          |          |          |
| Wool—   |           |           |                  |             |         |          |          |          |          |          |
| Raw . . . . . Lbs.  | 106,358   | 72,049    | 23,822           | ..          | 65,791  | 40,486   | 31,786   | 11,752   | ..       | 39,814   |
| POSTAL ARTICLES NOT SPECIFIED . . . . . Value   | —         | —         | —                | —           | —       | 2,708    | 2,110    | 1,831    | 1,013    | 1,934    |
| ALL OTHER ARTICLES OF MERCHANDISE . . . . . "   | —         | —         | —                | —           | —       | 5,071    | 5,800    | 1,005    | 7,273    | 11,007   |
| GRAND TOTAL . . . . . "   | —         | —         | —                | —           | —       | 3,60,144 | 3,27,627 | 2,18,142 | 3,00,807 | 4,07,940 |

\* Separately shown from 1933-34.  
 † Prior to 1933-34 includes Nauru and Br. Samoa.

## No. 13—continued

## NEW ZEALAND—continued

## EXPORTS THEREOF

## INDIAN MERCHANDISE

| ARTICLES   | QUANTITY  |           |           |            |           | VALUE     |           |           |           |           |
|--|-----------|-----------|-----------|------------|-----------|-----------|-----------|-----------|-----------|-----------|
|  | 1981-82   | 1982-83   | 1983-84   | 1984-85    | 1985-86   | 1981-82   | 1982-83   | 1983-84   | 1984-85   | 1985-86   |
|  |           |           |           |            |           | £         | £         | £         | £         | £         |
| BOOTS AND SHOES . . . Pairs  | ..        | ..        | ..        | ..         | 78,584    | ..        | ..        | ..        | ..        | 43,400    |
| COFFEE . . . Cwts.   | 505       | 551       | 1,352     | 1,284      | 797       | 33,008    | 52,175    | 70,808    | 68,157    | 36,518    |
| COIR—  |           |           |           |            |           |           |           |           |           |           |
| Manufactured (excluding rope and twine) . . .  | 280       | ..        | 720       | 2,042      | 998       | 7,975     | ..        | 21,442    | 54,254    | 29,023    |
| DYING AND TANNING SUBSTANCES—  |           |           |           |            |           |           |           |           |           |           |
| Myrobalsans . . .  | ..        | ..        | ..        | ..         | 10,000    | ..        | ..        | ..        | ..        | 30,000    |
| Myrobalsans extracts . . .   | ..        | 180       | 700       | 640        | 1,240     | ..        | 1,804     | 7,000     | 6,400     | 12,400    |
| Other sorts . . .  | ..        | ..        | ..        | 27         | 5         | ..        | ..        | ..        | 888       | 100       |
| Total Dyeing and Tanning Substances . . .  | ..        | 180       | 700       | 667        | 11,245    | ..        | 1,804     | 7,000     | 6,738     | 42,500    |
| FIBRE FOR BRUSHES AND BROOMS . . . Tons  | 18        | 34        | 55        | 32         | 50        | 4,410     | 13,531    | 15,858    | 10,692    | 20,927    |
| GRAIN, PULSE AND FLOUR—  |           |           |           |            |           |           |           |           |           |           |
| Pulse . . .  | 191       | 102       | 133       | 120        | 140       | 22,610    | 11,284    | 13,295    | 16,918    | 16,123    |
| Rice, not in the husk . . .  | 1,710     | 581       | 1,734     | 2,321      | 262       | 1,34,523  | 40,027    | 93,207    | 1,58,403  | 21,167    |
| LAC—   |           |           |           |            |           |           |           |           |           |           |
| Shell . . . Cwts.  | 247       | 719       | 667       | 807        | 1,149     | 20,271    | 22,337    | 27,561    | 53,857    | 52,807    |
| Other sorts . . .  | 28        | 21        | 21        | 17         | 83        | 1,313     | 756       | 843       | 989       | 3,450     |
| Total Lac . . .  | 275       | 740       | 688       | 824        | 1,232     | 21,584    | 23,143    | 28,404    | 54,846    | 56,257    |
| LEATHER—   |           |           |           |            |           |           |           |           |           |           |
| Unwrought . . .  | ..        | 6         | 2         | 15         | 6         | ..        | 18,080    | 900       | 7,015     | 3,800     |
| METALS AND ORE . . . Tons  | 2         | 1         | 1         | 159        | 215       | 4,445     | 7,585     | 1,821     | 6,745     | 13,777    |
| OILS—  |           |           |           |            |           |           |           |           |           |           |
| Vegetable, non-essential—  |           |           |           |            |           |           |           |           |           |           |
| Castor . . . Gals.   | 22,035    | 34,555    | 30,000    | 30,348     | 19,550    | 26,471    | 48,233    | 34,070    | 29,316    | 24,043    |
| PARAFFIN WAX . . . Tons  | 26        | 17        | 45        | 107        | 9         | 11,130    | 7,350     | 13,900    | 44,940    | 3,780     |
| PROVISIONS AND OIL-MAN'S STORES (including FISH, AND FRUITS AND VEGETABLES, CANNED OR BOTTLED) . . . Value | ..        | ..        | ..        | ..         | ..        | 10,623    | 9,477     | 12,193    | 13,800    | 7,950     |
| SEEDS . . . Tons   | ..        | 107       | 1         | 2          | ..        | 114       | 14,393    | 240       | 537       | 70        |
| TEA—   |           |           |           |            |           |           |           |           |           |           |
| Black . . . Lbs.   | 1,014,073 | 1,145,896 | 2,497,399 | 1,116,341  | 407,348   | 5,44,670  | 5,75,604  | 13,21,580 | 6,56,373  | 2,00,829  |
| TEXTILES—  |           |           |           |            |           |           |           |           |           |           |
| Cotton—  |           |           |           |            |           |           |           |           |           |           |
| Waste . . .  | 349       | 572       | 557       | 511        | 512       | 6,000     | 12,050    | 11,200    | 3,240     | 7,600     |
| Manufactures—  |           |           |           |            |           |           |           |           |           |           |
| Piece-goods . . . Yds.   | 21,900    | 2,400     | 10,732    | 16,037     | 2,100     | 11,053    | 446       | 11,251    | 6,171     | 955       |
| Jute—  |           |           |           |            |           |           |           |           |           |           |
| Manufactures—  |           |           |           |            |           |           |           |           |           |           |
| Gunny bags . . . No.   | 6,137,325 | 5,246,309 | 8,772,150 | 10,139,000 | 9,609,500 | 20,78,934 | 24,23,722 | 28,42,069 | 30,70,521 | 26,81,401 |
| " cloth . . . Yds.   | 2,935,421 | 2,026,110 | 4,427,215 | 43,10,041  | 4,304,277 | 4,02,949  | 4,17,452  | 6,20,532  | 5,95,792  | 5,09,390  |
| Other kinds . . . Value  | ..        | ..        | ..        | ..         | ..        | 10,010    | 17,191    | 14,725    | 20,892    | 26,453    |
| Total Jute manufactures (including twist and yarn) . . .   | ..        | ..        | ..        | ..         | ..        | 24,91,973 | 28,63,365 | 34,77,326 | 36,87,205 | 33,07,249 |
| Wool—  |           |           |           |            |           |           |           |           |           |           |
| Manufactures—  |           |           |           |            |           |           |           |           |           |           |
| Carpets and rugs . . . Lbs.  | 7,303     | 9,269     | 7,274     | 14,926     | 27,155    | 9,193     | 12,757    | 6,898     | 13,215    | 24,970    |
| TOBACCO . . .  | 60        | ..        | ..        | 212        | 38,152    | 266       | ..        | ..        | 115       | 13,227    |
| TOYS AND REQUISITES FOR GAMES AND SPORTS (including FISHING TACKLE other than FISHARMS) . . . Value        | ..        | ..        | ..        | ..         | ..        | 13,403    | 13,231    | 31,773    | 37,324    | 45,033    |
| POSTAL ARTICLES . . .  | ..        | ..        | ..        | ..         | ..        | 87,633    | 90,513    | 73,567    | 92,241    | 54,170    |
| ALL OTHER ARTICLES OF MERCHANDISE . . .  | ..        | ..        | ..        | ..         | ..        | 52,552    | 23,500    | 33,065    | 30,014    | 29,436    |
| GRAND TOTAL . . .  | ..        | ..        | ..        | ..         | ..        | 34,97,679 | 33,48,695 | 52,04,686 | 49,73,955 | 40,12,474 |

NEW ZEALAND\*—continued

EXPORTS THERETO—continued

FOREIGN MERCHANDISE

| ARTICLES  | QUANTITY |         |         |         |         | VALUE     |           |           |           |           |
|---|----------|---------|---------|---------|---------|-----------|-----------|-----------|-----------|-----------|
|   | 1931-32  | 1932-33 | 1933-34 | 1934-35 | 1935-36 | 1931-32   | 1932-33   | 1933-34   | 1934-35   | 1935-36   |
| ARTS, WORKS OF, other<br>(See FIGURE . . . Value)             | —        | —       | —       | —       | —       | £         | £         | £         | £         | £         |
| POSTAL ARTICLES . . . "                                       | —        | —       | —       | —       | —       | 18,000    | ..        | ..        | ..        | ..        |
| ALL OTHER ARTICLES OF<br>MERCHANDISE . . . "                  | —        | —       | —       | —       | —       | 1,453     | 2,917     | 1,888     | 2,575     | 12,549    |
| GRAND TOTAL . . . "   | —        | —       | —       | —       | —       | 11,784    | 10,078    | 17,082    | 12,051    | 5,887     |
| GRAND TOTAL OF INDIAN<br>AND FOREIGN MERCHAN-<br>DISE . . . " | —        | —       | —       | —       | —       | 23,237    | 13,595    | 18,920    | 14,626    | 18,436    |
|   | —        | —       | —       | —       | —       | 25,28,916 | 33,62,190 | 53,13,606 | 49,88,551 | 40,30,910 |

COOK ISLANDS†

IMPORTS THEREFROM

Nil

EXPORTS THERETO

INDIAN MERCHANDISE

| ARTICLES          | QUANTITY |         |         |         |         | VALUE   |         |         |         |         |
|-------------------|----------|---------|---------|---------|---------|---------|---------|---------|---------|---------|
|                   | 1931-32  | 1932-33 | 1933-34 | 1934-35 | 1935-36 | 1931-32 | 1932-33 | 1933-34 | 1934-35 | 1935-36 |
| TOTAL VALUE . . . | —        | —       | —       | —       | —       | £       | £       | £       | £       | £       |
|                   | —        | —       | —       | —       | —       | —       | —       | ..      | 700     | ..      |

FOREIGN MERCHANDISE

Nil

FIJI ISLANDS

IMPORTS THEREFROM

| ARTICLES                                       | QUANTITY |         |         |         |         | VALUE   |         |         |         |         |
|--|----------|---------|---------|---------|---------|---------|---------|---------|---------|---------|
|  | 1931-32  | 1932-33 | 1933-34 | 1934-35 | 1935-36 | 1931-32 | 1932-33 | 1933-34 | 1934-35 | 1935-36 |
| POSTAL ARTICLES NOT SPECI-<br>FIED . . . Value | —        | —       | —       | —       | —       | £       | £       | £       | £       | £       |
| ALL OTHER ARTICLES OF<br>MERCHANDISE . . . "   | —        | —       | —       | —       | —       | 139     | 50      | 82      | 100     | 25      |
| GRAND TOTAL . . . "                            | —        | —       | —       | —       | —       | 15      | 1,148   | 2,889   | 1,745   | 3,080   |
|  | —        | —       | —       | —       | —       | 161     | 1,198   | 2,971   | 1,864   | 3,705   |

EXPORTS THERETO

INDIAN MERCHANDISE

| ARTICLES  | QUANTITY |         |         |         |         | VALUE   |         |         |         |         |
|---|----------|---------|---------|---------|---------|---------|---------|---------|---------|---------|
|   | 1931-32  | 1932-33 | 1933-34 | 1934-35 | 1935-36 | 1931-32 | 1932-33 | 1933-34 | 1934-35 | 1935-36 |
| BOOTS AND SHOES . . . Pairs   | 25       | 531     | 173     | 12,474  | 12,728  | £       | £       | £       | £       | £       |
|   |          |         |         |         |         | 50      | 409     | 141     | 10,625  | 9,277   |
| GRAIN, PULSE, AND FLOUR—<br>Pulse . . . Tons                              | 432      | 481     | 690     | 452     | 574     | 65,947  | 60,725  | 77,379  | 52,804  | 77,461  |
| Other sorts . . . "   | 55       | 18      | 18      | 18      | 39      | 3,916   | 1,829   | 2,056   | 2,852   | 6,446   |
| Total Grain, Pulse, and<br>Flour . . . "                                  | 537      | 499     | 708     | 470     | 613     | 69,863  | 62,555  | 80,085  | 55,656  | 83,907  |
| INSTRUMENTS, APPARATUS<br>AND APPLIANCES AND<br>PARTS THEREOF . . . Value | —        | —       | —       | —       | —       | £       | £       | £       | £       | £       |
|   | —        | —       | —       | —       | —       | 8,235   | 3,010   | 4,510   | 13,010  | 12,534  |
| METALS AND ORBS . . . Tons  | 4        | 5       | 5       | 7       | 8       | 8,024   | 3,799   | 3,827   | 10,791  | 6,310   |

\* Prior to 1933-34 includes Nauru and British Samoa.  
† Separately shown from 1933-34.

No. 13—continued  
FIJI ISLANDS—continued  
EXPORTS THERETO—continued

## INDIAN MERCHANDISE—continued

| ARTICLES  | QUANTITY      |               |               |               |                | VALUE           |                 |                 |                 |                 |
|---|---------------|---------------|---------------|---------------|----------------|-----------------|-----------------|-----------------|-----------------|-----------------|
|   | 1931-32       | 1932-33       | 1933-34       | 1934-35       | 1935-36        | 1931-32         | 1932-33         | 1933-34         | 1934-35         | 1935-36         |
| <b>OILS—</b>  |               |               |               |               |                | R               | R               | R               | R               | R               |
| Vegetable non-essential—<br>Mustard or rape Gals.   | 40,486        | 62,760        | 50,557        | 43,618        | 44,936         | 84,833          | 1,00,009        | 80,687          | 55,744          | 72,528          |
| Other kinds of oils "   | 812           | 1,868         | 869           | 1,184         | 6,092          | 659             | 2,630           | 1,108           | 1,767           | 10,230          |
| <b>Total Oils</b> "   | <b>41,248</b> | <b>64,148</b> | <b>51,426</b> | <b>44,802</b> | <b>51,028</b>  | <b>85,442</b>   | <b>1,02,639</b> | <b>81,795</b>   | <b>57,511</b>   | <b>82,758</b>   |
| <b>PROVISIONS AND OILMAN'S<br/>STORES (including FISH AND<br/>FRUITS AND VEGETABLES,<br/>CANNED OR BOTTLED) Value</b> | —             | —             | —             | —             | —              | 14,930          | 39,398          | 21,729          | 5,588           | 5,681           |
| <b>SEEDS</b> . . . . . Tons   | 217           | 22            | 38            | 35            | 44             | 80,678          | 8,765           | 8,471           | 9,523           | 11,043          |
| <b>SPICES</b> . . . . . Cwis.   | 365           | 439           | 442           | 451           | 461            | 11,406          | 16,845          | 11,291          | 10,539          | 11,982          |
| <b>TALLOW AND STEARINE (in-<br/>cluding GREASE AND<br/>ANIMAL FAT)</b> . . . . . "                                    | 1,314         | 1,612         | 1,848         | 271           | 22             | 33,850          | 33,667          | 36,137          | 3,700           | 530             |
| <b>TEA, BLACK</b> . . . . . lbs.  | 15,619        | 16,768        | 20,315        | 14,316        | 29,380         | 5,568           | 5,412           | 11,306          | 7,507           | 16,906          |
| <b>TEXTILES—</b>  |               |               |               |               |                |                 |                 |                 |                 |                 |
| <b>Cotton—</b>  |               |               |               |               |                |                 |                 |                 |                 |                 |
| <b>Manufactures—</b>  |               |               |               |               |                |                 |                 |                 |                 |                 |
| <b>Piece goods—</b>   |               |               |               |               |                |                 |                 |                 |                 |                 |
| Grey (unbleached) Yds.  | 425           | 3,512         | 500           | 16,745        | 111,867        | 200             | 1,590           | 125             | 6,595           | 22,160          |
| White " "   | 1,700         | ..            | ..            | 760           | 29,279         | 310             | ..              | ..              | 55              | 3,989           |
| Coloured printed or<br>dyed " "   | 4,561         | 34,966        | 40,312        | 53,135        | 162,827        | 2,363           | 18,963          | 20,805          | 25,207          | 60,858          |
| <b>Total Piece goods</b> . . . . . "  | <b>6,686</b>  | <b>38,478</b> | <b>40,812</b> | <b>70,640</b> | <b>203,973</b> | <b>3,373</b>    | <b>20,553</b>   | <b>21,930</b>   | <b>31,857</b>   | <b>87,007</b>   |
| <b>Jute—</b>  |               |               |               |               |                |                 |                 |                 |                 |                 |
| <b>Manufactures—</b>  |               |               |               |               |                |                 |                 |                 |                 |                 |
| Gunny bags . . . . . No.  | 193,000       | 239,900       | 269,000       | 300,900       | 306,400        | 55,470          | 70,297          | 69,641          | 72,260          | 72,116          |
| <b>POSTAL ARTICLES</b> . . . . . Value  | —             | —             | —             | —             | —              | 21,791          | 1,69,118        | 33,747          | 45,680          | 35,633          |
| <b>ALL OTHER ARTICLES OF<br/>MERCHANDISE</b> . . . . . "  | —             | —             | —             | —             | —              | 40,811          | 41,405          | 32,168          | 32,468          | 49,020          |
| <b>GRAND TOTAL</b> . . . . . "  | —             | —             | —             | —             | —              | <b>4,00,591</b> | <b>6,07,867</b> | <b>4,04,673</b> | <b>3,67,195</b> | <b>4,84,804</b> |

## FOREIGN MERCHANDISE

| ARTICLES   | QUANTITY |         |         |         |         | VALUE           |                 |                 |                 |                 |
|--|----------|---------|---------|---------|---------|-----------------|-----------------|-----------------|-----------------|-----------------|
|  | 1931-32  | 1932-33 | 1933-34 | 1934-35 | 1935-36 | 1931-32         | 1932-33         | 1933-34         | 1934-35         | 1935-36         |
| <b>POSTAL ARTICLES</b> . . . . . Value                                   | —        | —       | —       | —       | —       | 3,749           | 1,517           | 1,600           | 2,246           | 4,473           |
| <b>ALL OTHER ARTICLES OF<br/>MERCHANDISE</b> . . . . . "                 | —        | —       | —       | —       | —       | 11,600          | 17,685          | 5,764           | 7,113           | 23,413          |
| <b>GRAND TOTAL</b> . . . . . "   | —        | —       | —       | —       | —       | <b>14,349</b>   | <b>19,202</b>   | <b>7,364</b>    | <b>9,359</b>    | <b>27,886</b>   |
| <b>GRAND TOTAL OF<br/>INDIAN AND FOREIGN<br/>MERCHANDISE</b> . . . . . " | —        | —       | —       | —       | —       | <b>4,14,940</b> | <b>6,27,069</b> | <b>4,12,037</b> | <b>3,76,554</b> | <b>5,12,183</b> |

HAWAII  
IMPORTS THEREFROM

| ARTICLES                       | QUANTITY |         |         |         |         | VALUE   |         |         |         |         |
|--------------------------------|----------|---------|---------|---------|---------|---------|---------|---------|---------|---------|
|                                | 1931-32  | 1932-33 | 1933-34 | 1934-35 | 1935-36 | 1931-32 | 1932-33 | 1933-34 | 1934-35 | 1935-36 |
| <b>TOTAL VALUE</b> . . . . . " | —        | —       | —       | —       | —       | ..      | ..      | ..      | 618     | 6       |



HAWAII  
OTHER ISLANDS IN THE PACIFIC

( 584 )

No. 13—concluded  
HAWAII—continued  
EXPORTS THERETO

INDIAN MERCHANDISE

| ARTICLES  | QUANTITY   |            |            |            |            | VALUE     |           |           |                     |           |
|---|------------|------------|------------|------------|------------|-----------|-----------|-----------|---------------------|-----------|
|   | 1931-32    | 1932-33    | 1933-34    | 1934-35    | 1935-36    | 1931-32   | 1932-33   | 1933-34   | 1934-35             | 1935-36   |
| MANURES . . . . . Tons  | 844        | ..         | 800        | 400        | 493        | 48,304    | ..        | 25,000    | 20,000 <sup>0</sup> | 22,199    |
| METALS AND ORES . . . . . "                                     | 253        | 103        | 503        | 377        | 378        | 10,070    | 4,260     | 13,171    | 9,985               | 10,411    |
| TEXTILES—<br>Jute—<br>Manufactures—<br>Gunny bags . . . . . No. | 20,073,550 | 18,141,550 | 17,113,400 | 16,871,500 | 15,176,000 | 23,70,095 | 23,09,315 | 23,04,139 | 26,02,813           | 19,74,000 |
| WOOD AND TIMBER—<br>Teak wood . . . . . Cubic Tons              | ..         | ..         | ..         | 101        | ..         | ..        | ..        | ..        | 21,512              | ..        |
| ALL OTHER ARTICLES OF<br>MERCHANDISE . . . . . Value            | —          | —          | —          | —          | —          | 7,558     | 6,127     | 5,753     | 8,037               | 5,784     |
| GRAND TOTAL . . . . . "   | —          | —          | —          | —          | —          | 29,39,923 | 24,09,702 | 28,43,063 | 27,22,397           | 20,13,303 |

FOREIGN MERCHANDISE

| ARTICLES  | QUANTITY |         |         |         |         | VALUE     |           |           |           |           |
|---|----------|---------|---------|---------|---------|-----------|-----------|-----------|-----------|-----------|
|   | 1931-32  | 1932-33 | 1933-34 | 1934-35 | 1935-36 | 1931-32   | 1932-33   | 1933-34   | 1934-35   | 1935-36   |
| TOTAL VALUE . . . . .   | —        | —       | —       | —       | —       | R         | R         | R         | R         | R         |
| GRAND TOTAL OF INDIAN<br>AND FOREIGN MER-<br>CHANDISE . . . . . Value | —        | —       | —       | —       | —       | 29,39,923 | 24,09,702 | 28,43,063 | 27,26,397 | 20,13,303 |

OTHER ISLANDS IN THE PACIFIC

IMPORTS THEREFROM

Nil.

EXPORTS THERETO

INDIAN MERCHANDISE

| ARTICLES  | QUANTITY |         |         |         |         | VALUE   |         |         |          |         |
|---|----------|---------|---------|---------|---------|---------|---------|---------|----------|---------|
|   | 1931-32  | 1932-33 | 1933-34 | 1934-35 | 1935-36 | 1931-32 | 1932-33 | 1933-34 | 1934-35  | 1935-36 |
| TEXTILES—<br>Jute—<br>Manufactures—<br>Gunny bags . . . . . No. | 33,850   | 10,500  | 51,534  | 461,256 | 40,713  | 11,503  | 3,216   | 12,068  | 1,09,499 | 9,516   |
| ALL OTHER ARTICLES OF<br>MERCHANDISE . . . . . Value            | —        | —       | —       | —       | —       | 300     | 634     | ..      | 366      | ..      |
| GRAND TOTAL . . . . . "   | —        | —       | —       | —       | —       | 11,703  | 3,850   | 12,068  | 1,09,865 | 9,516   |

FOREIGN MERCHANDISE

Nil.

( 585 )

---

No. 14.

**Gross Amount of Customs Duty collected on Imports and Exports at each Port in each Province of British India, in each Official Year, from 1931-32 to 1935-36.**

---

GROSS AMOUNT of CUSTOMS DUTY collected on IMPORTS and EXPORTS at each PORT in each

| PORTS                       | IMPORTS            |                    |                    |                    |                    |                     |                     |                     |                     |                     |
|-----------------------------|--------------------|--------------------|--------------------|--------------------|--------------------|---------------------|---------------------|---------------------|---------------------|---------------------|
|                             | SALT               |                    |                    |                    |                    | OTHER ARTICLES      |                     |                     |                     |                     |
|                             | 1931-32            | 1932-33            | 1933-34            | 1934-35            | 1935-36            | 1931-32             | 1932-33             | 1933-34             | 1934-35             | 1935-36             |
| <b>BENGAL—</b>              |                    |                    |                    |                    |                    |                     |                     |                     |                     |                     |
| Calcutta . . . . .          | 2,41,77,086        | 2,66,68,522        | 2,28,25,409        | 1,97,69,862        | 2,13,05,834        | 10,35,22,718        | 11,07,69,243        | 9,13,57,268         | 9,85,47,731         | 10,11,12,960        |
| Chittagong . . . . .        | 17,26,123          | 22,89,602          | 18,66,887          | 14,65,420          | 12,09,537          | 16,22,064           | 13,69,566           | 12,03,542           | 13,69,046           | 15,36,898           |
| Narainganj . . . . .        | ..                 | ..                 | ..                 | ..                 | ..                 | ..                  | ..                  | ..                  | ..                  | ..                  |
| Chandpore . . . . .         | ..                 | ..                 | ..                 | ..                 | ..                 | ..                  | ..                  | ..                  | ..                  | ..                  |
| <b>TOTAL</b>                | <b>2,59,03,208</b> | <b>2,89,58,124</b> | <b>2,46,92,296</b> | <b>2,12,35,282</b> | <b>2,25,15,371</b> | <b>10,51,44,782</b> | <b>11,21,38,809</b> | <b>9,25,60,810</b>  | <b>9,99,16,777</b>  | <b>10,26,49,858</b> |
| <b>BIHAR AND ORISSA—</b>    |                    |                    |                    |                    |                    |                     |                     |                     |                     |                     |
| Balasore . . . . .          | ..                 | ..                 | ..                 | ..                 | ..                 | ..                  | ..                  | ..                  | ..                  | ..                  |
| Ohandhall . . . . .         | ..                 | ..                 | ..                 | ..                 | ..                 | ..                  | ..                  | ..                  | ..                  | ..                  |
| Cuttack or False Point      | ..                 | ..                 | ..                 | ..                 | ..                 | ..                  | ..                  | ..                  | ..                  | ..                  |
| Puri . . . . .              | ..                 | ..                 | ..                 | ..                 | ..                 | ..                  | ..                  | ..                  | ..                  | ..                  |
| <b>TOTAL</b>                | <b>..</b>          | <b>..</b>          | <b>..</b>          | <b>..</b>          | <b>..</b>          | <b>..</b>           | <b>..</b>           | <b>..</b>           | <b>..</b>           | <b>..</b>           |
| <b>*BOMBAY—</b>             |                    |                    |                    |                    |                    |                     |                     |                     |                     |                     |
| Bombay . . . . .            | 10,630             | 9,140              | 9,229              | 8,028              | 9,952              | 12,29,56,018        | 15,73,46,464        | 13,95,27,515        | 15,36,91,906        | 15,73,65,476        |
| Bankot (Suwendurg)          | ..                 | ..                 | ..                 | ..                 | ..                 | 18,898              | 19,827              | 16,472              | 12,120              | 6,482               |
| Bassein . . . . .           | ..                 | ..                 | ..                 | ..                 | ..                 | 270                 | 9                   | 8                   | 8                   | 101                 |
| Broach . . . . .            | ..                 | ..                 | ..                 | ..                 | ..                 | 90,291              | 24,705              | 29,718              | 1,21,892            | 1,67,637            |
| Bulsar . . . . .            | ..                 | ..                 | ..                 | ..                 | ..                 | 17,246              | 8,956               | 2,368               | 6,232               | 36,712              |
| Belapur . . . . .           | ..                 | ..                 | ..                 | ..                 | ..                 | ..                  | ..                  | ..                  | ..                  | ..                  |
| Bhandup . . . . .           | ..                 | ..                 | ..                 | ..                 | ..                 | 1,558               | 812                 | 286                 | ..                  | 2                   |
| Dabhol . . . . .            | ..                 | ..                 | ..                 | ..                 | ..                 | 22,030              | 26,493              | 27,534              | 17,555              | 18,431              |
| Daman Frontier              | ..                 | ..                 | ..                 | ..                 | ..                 | 2,424               | 2,866               | 2,854               | 3,507               | 2,816               |
| Dhanduka . . . . .          | ..                 | ..                 | ..                 | ..                 | ..                 | 9,418               | 7,738               | 7,560               | 3,245               | 1,373               |
| Dholera . . . . .           | ..                 | ..                 | ..                 | ..                 | ..                 | ..                  | ..                  | ..                  | ..                  | ..                  |
| Dahanu . . . . .            | ..                 | ..                 | ..                 | ..                 | ..                 | 835                 | 1,259               | 578                 | 539                 | 77                  |
| Dodamarga . . . . .         | ..                 | ..                 | ..                 | ..                 | ..                 | 2,009               | 1,314               | 2,127               | 1,530               | 1,175               |
| Gogha . . . . .             | ..                 | ..                 | ..                 | ..                 | ..                 | ..                  | 17                  | 15                  | ..                  | ..                  |
| Honar . . . . .             | ..                 | ..                 | ..                 | ..                 | ..                 | 2,253               | 2,747               | 25,388              | 26,738              | 5,178               |
| Jambusat . . . . .          | ..                 | ..                 | ..                 | ..                 | ..                 | ..                  | ..                  | ..                  | ..                  | ..                  |
| Jaitapur . . . . .          | ..                 | ..                 | ..                 | ..                 | ..                 | 2,544               | 2,147               | 796                 | 4,115               | 305                 |
| Karanja . . . . .           | ..                 | ..                 | ..                 | ..                 | ..                 | ..                  | 274                 | 4                   | 1                   | 5                   |
| Karwar . . . . .            | ..                 | ..                 | ..                 | ..                 | ..                 | 5,231               | 1,717               | 13,841              | 19,305              | 2,632               |
| Máivan . . . . .            | ..                 | ..                 | ..                 | ..                 | ..                 | 10,523              | 2,573               | 4,040               | 3,552               | 2,123               |
| Marol . . . . .             | ..                 | ..                 | ..                 | ..                 | ..                 | 538                 | 21                  | 166                 | 7                   | 19                  |
| Northern Frontier           | ..                 | ..                 | ..                 | ..                 | ..                 | ..                  | ..                  | ..                  | ..                  | ..                  |
| Rat . . . . .               | ..                 | ..                 | ..                 | ..                 | ..                 | ..                  | 16                  | 69                  | 96                  | 602                 |
| Ratnagiri . . . . .         | ..                 | ..                 | ..                 | ..                 | ..                 | 2,507               | 3,004               | 1,320               | 2,658               | 704                 |
| Rewdanda . . . . .          | ..                 | ..                 | ..                 | ..                 | ..                 | 299                 | 122                 | 9                   | 12                  | 5                   |
| Sanikatta . . . . .         | ..                 | ..                 | ..                 | ..                 | ..                 | 6,020               | 2,199               | 8,606               | 7,957               | 3,508               |
| Shewar . . . . .            | ..                 | ..                 | ..                 | ..                 | ..                 | ..                  | ..                  | ..                  | ..                  | ..                  |
| Shiroda . . . . .           | ..                 | ..                 | ..                 | ..                 | ..                 | ..                  | 2                   | 412                 | 25                  | 168                 |
| Surat . . . . .             | ..                 | ..                 | ..                 | ..                 | ..                 | 6,493               | 3,642               | 2,093               | 6,031               | 3,289               |
| Trombay . . . . .           | ..                 | ..                 | ..                 | ..                 | ..                 | ..                  | ..                  | ..                  | ..                  | ..                  |
| Uran . . . . .              | ..                 | ..                 | ..                 | ..                 | ..                 | 1                   | 1                   | ..                  | 1                   | ..                  |
| Vengurta . . . . .          | ..                 | ..                 | ..                 | ..                 | ..                 | 4,001               | 4,202               | 8,906               | 3,189               | 3,332               |
| <b>TOTAL</b>                | <b>10,630</b>      | <b>9,140</b>       | <b>9,229</b>       | <b>8,028</b>       | <b>9,952</b>       | <b>12,31,77,508</b> | <b>15,74,73,147</b> | <b>13,96,77,845</b> | <b>15,39,32,261</b> | <b>15,76,42,210</b> |
| <b>SIND—</b>                |                    |                    |                    |                    |                    |                     |                     |                     |                     |                     |
| Karachi . . . . .           | 2,787              | 3,311              | 3,559              | 3,580              | 3,008              | 5,39,99,566         | 6,07,10,192         | 4,70,35,702         | 5,27,05,855         | 4,89,30,518         |
| Keti Bandar . . . . .       | ..                 | ..                 | ..                 | ..                 | ..                 | 26                  | 31                  | 129                 | 111                 | 126                 |
| Sirganda . . . . .          | ..                 | ..                 | ..                 | ..                 | ..                 | 77                  | 38                  | 93                  | 56                  | 95                  |
| Shah Bandar . . . . .       | ..                 | ..                 | ..                 | ..                 | ..                 | ..                  | 37                  | 71                  | 58                  | 103                 |
| Government account, Karachi | ..                 | ..                 | ..                 | 2                  | ..                 | 18,93,030           | 14,84,267           | 10,02,179           | 8,62,344            | 10,29,715           |
| <b>TOTAL</b>                | <b>2,787</b>       | <b>3,311</b>       | <b>3,559</b>       | <b>3,582</b>       | <b>3,008</b>       | <b>5,39,92,749</b>  | <b>6,21,98,615</b>  | <b>4,80,38,174</b>  | <b>5,35,67,919</b>  | <b>4,99,30,560</b>  |
| <b>MADRAS—</b>              |                    |                    |                    |                    |                    |                     |                     |                     |                     |                     |
| Madras . . . . .            | 5,058              | 4,054              | 4,963              | 4,530              | 6,759              | 2,19,27,421         | 2,55,72,110         | 2,20,75,839         | 2,35,82,290         | 2,14,03,875         |
| Adirampatnam . . . . .      | ..                 | ..                 | ..                 | ..                 | ..                 | 10,943              | 11,338              | 8,626               | 10,305              | 3,780               |
| Ammapatnam . . . . .        | ..                 | ..                 | ..                 | ..                 | ..                 | 114                 | 681                 | 319                 | 377                 | 357                 |
| Badagara . . . . .          | 193                | ..                 | ..                 | ..                 | 317                | 2,24,916            | 1,00,888            | 2,06,935            | 1,39,032            | 2,07,292            |
| Belndur . . . . .           | ..                 | ..                 | ..                 | ..                 | ..                 | ..                  | ..                  | ..                  | 1                   | ..                  |
| Baruva . . . . .            | ..                 | ..                 | ..                 | ..                 | ..                 | ..                  | 2                   | ..                  | ..                  | ..                  |

\*The ports in the Bombay Presidency, excepting the chief port, are really talukas composed of a number of sub-ports.

PROVINCE of BRITISH INDIA, in each Official Year, from 1931-32 to 1935-36

| TOTAL IMPORTS |              |              |              |              | EXPORTS     |             |             |             |             | PORTS  |
|---------------|--------------|--------------|--------------|--------------|-------------|-------------|-------------|-------------|-------------|--|
| 1931-32       | 1932-33      | 1933-34      | 1934-35      | 1935-36      | 1931-32     | 1932-33     | 1933-34     | 1934-35     | 1935-36     |  |
| ₹             | ₹            | ₹            | ₹            | ₹            | ₹           | ₹           | ₹           | ₹           | ₹           |  |
| 12,76,99,804  | 13,74,27,765 | 11,41,82,677 | 11,88,17,503 | 12,24,18,794 | 8,17,18,503 | 8,16,25,849 | 8,51,28,576 | 8,58,84,109 | 8,76,15,531 | <b>BENGAL—</b><br>Calcutta<br>Chittagong<br>Narsinganj<br>Chandpore<br><br>TOTAL   |
| 88,48,188     | 86,09,168    | 80,71,879    | 28,84,466    | 27,49,435    | 7,87,223    | 4,23,068    | 9,71,084    | 8,54,896    | 5,24,044    |  |
| ..            | ..           | ..           | ..           | ..           | ..          | ..          | ..          | ..          | ..          |  |
| ..            | ..           | ..           | ..           | ..           | ..          | ..          | ..          | ..          | ..          |  |
| 13,10,47,999  | 14,10,86,933 | 11,72,54,556 | 12,11,52,059 | 12,51,66,229 | 8,25,05,726 | 8,20,48,412 | 8,60,99,660 | 8,67,39,005 | 8,81,39,565 |  |
| ..            | ..           | ..           | ..           | ..           | ..          | ..          | ..          | ..          | ..          | <b>BIHAR AND ORISSA—</b><br>Balasore<br>Chandball<br>Cuttack or False Point<br>Puri<br><br>TOTAL   |
| ..            | ..           | ..           | ..           | ..           | ..          | ..          | ..          | ..          | ..          |  |
| ..            | ..           | ..           | ..           | ..           | ..          | ..          | ..          | ..          | ..          |  |
| ..            | ..           | ..           | ..           | ..           | 190         | ..          | ..          | ..          | ..          |  |
| ..            | ..           | ..           | ..           | ..           | 190         | ..          | ..          | ..          | ..          | ..   |
| 12,29,66,643  | 15,78,55,604 | 13,95,87,044 | 13,99,93     | 11,78,75,423 | 5,41,298    | 3,44,720    | 4,52,610    | 2,77,623    | 1,37,288    | <b>* BOMBAY—</b><br>Bombay<br>Bankot (Suwandurg)<br>Bassaln<br>Broach<br>Bulsar<br>Belapur<br>Bhandup<br>Dabhol<br>Daman Frontiers<br>Dhanduka<br>Dholera<br>Dahana<br>Dodamarga<br>Gogha<br>Honavar<br>Jambusar<br>Jalapur<br>Karanja<br>Karmar<br>Malvan<br>Marol<br>Northern Frontier<br>Raj<br>Ratnagiri<br>Rowdanda<br>Sanbatta<br>Shevar<br>Shiroda<br>Surat<br>Trombay<br>Uran<br>Vengurla<br><br>TOTAL |
| 18,893        | 19,827       | 16,472       | 12,120       | 8            | 15          | ..          | 634         | 691         | 1,020       |  |
| 270           | 9            | 3            | 3            | 101          | 1,173       | 682         | ..          | 2,411       | 2,444       |  |
| 90,291        | 84,705       | 29,713       | 1,91,892     | 1,87,637     | ..          | ..          | ..          | ..          | ..          |  |
| 17,246        | 8,956        | 2,368        | 6,232        | 36,712       | 102         | 307         | 1,473       | 14          | 29          |  |
| ..            | ..           | ..           | ..           | ..           | 561         | ..          | 2,423       | 8,446       | 4,621       |  |
| 1,553         | 812          | 236          | ..           | 2            | 2,667       | 1,649       | 1,042       | 1,365       | 2,036       |  |
| 22,030        | 23,493       | 27,534       | 17,555       | 13,431       | ..          | 6           | 250         | 12          | ..          |  |
| 2,414         | 2,888        | 2,854        | 3,507        | 2,816        | ..          | ..          | ..          | ..          | ..          |  |
| 3,413         | 7,733        | 7,560        | 3,245        | 1,373        | ..          | ..          | ..          | ..          | ..          |  |
| ..            | ..           | ..           | ..           | ..           | ..          | ..          | ..          | ..          | ..          |  |
| 335           | 1,259        | 573          | 539          | 77           | ..          | ..          | ..          | 4           | ..          |  |
| 2,009         | 1,314        | 2,127        | 1,530        | 1,175        | ..          | ..          | 96          | 54          | ..          |  |
| ..            | 17           | 15           | ..           | ..           | ..          | ..          | ..          | ..          | ..          |  |
| 8,253         | 3,747        | 25,333       | 26,733       | 5,173        | 14          | 102         | ..          | 1           | 95          |  |
| ..            | ..           | ..           | ..           | ..           | ..          | ..          | ..          | ..          | ..          |  |
| 3,544         | 3,147        | 796          | 4,115        | 305          | ..          | ..          | 2           | ..          | ..          |  |
| ..            | 274          | 4            | 1            | 5            | 12,084      | 10,425      | 9,891       | 7,886       | 10,042      |  |
| 5,231         | 1,717        | 13,341       | 19,305       | 2,632        | 4           | 42          | 21          | 46          | 333         |  |
| 19,523        | 8,573        | 4,040        | 3,552        | 2,126        | ..          | ..          | ..          | ..          | ..          |  |
| 538           | 21           | 166          | 7            | 19           | ..          | 253         | ..          | ..          | ..          |  |
| ..            | ..           | ..           | ..           | ..           | ..          | ..          | ..          | ..          | ..          |  |
| ..            | 16           | 69           | 96           | 602          | ..          | ..          | ..          | 3           | ..          |  |
| 2,307         | 3,004        | 1,320        | 2,653        | 704          | ..          | ..          | ..          | ..          | ..          |  |
| 299           | 122          | 9            | 12           | 5            | 728         | 3,331       | 3,347       | 3,269       | 2,305       |  |
| 6,030         | 2,199        | 8,306        | 7,937        | 3,563        | 403         | 370         | 27          | ..          | 60          |  |
| ..            | ..           | ..           | ..           | ..           | ..          | ..          | ..          | ..          | ..          |  |
| ..            | 2            | 412          | 25           | 163          | ..          | ..          | ..          | ..          | ..          |  |
| 6,493         | 3,643        | 2,063        | 6,031        | 3,239        | 63          | ..          | ..          | 1           | ..          |  |
| ..            | ..           | ..           | ..           | ..           | 219         | 291         | ..          | ..          | ..          |  |
| 1             | 1            | ..           | 1            | ..           | 1,315       | 733         | 232         | 1,072       | 243         |  |
| 4,001         | 4,202        | 3,306        | 3,139        | 3,332        | 4           | 36          | 569         | 1           | ..          |  |
| 12,31,86,132  | 15,74,37,237 | 13,96,37,074 | 15,39,40,239 | 15,76,52,162 | 5,60,655    | 3,33,202    | 4,72,632    | 2,97,399    | 1,61,066    |  |
| 5,40,08,353   | 6,07,13,503  | 4,70,39,261  | 5,27,08,935  | 4,39,33,526  | 5,66,617    | 4,05,824    | 4,69,143    | 2,74,343    | 1,23,573    | <b>SIND—</b><br>Karachi<br>Keti Bandar<br>Sirganda<br>Shah Bunder<br>Government account; Karachi<br><br>TOTAL  |
| 26            | 31           | 129          | 111          | 126          | 2,653       | 3,140       | 3,316       | 639         | 731         |  |
| 77            | 33           | 93           | 56           | 95           | 7,479       | 5,391       | 4,133       | 2,421       | 1,043       |  |
| ..            | 37           | 71           | 53           | 106          | 3,313       | 6,323       | 2,697       | 2,484       | 2,043       |  |
| 13,93,030     | 14,88,227    | 10,02,179    | 3,62,346     | 10,39,715    | ..          | ..          | ..          | ..          | ..          |  |
| 5,53,96,316   | 6,21,39,926  | 4,80,41,733  | 5,33,71,501  | 4,99,33,563  | 5,30,767    | 4,21,133    | 4,79,297    | 2,79,337    | 1,27,450    |  |
| 2,19,32,479   | 3,55,76,164  | 3,20,30,322  | 3,35,66,320  | 3,14,10,634  | 1,10,196    | 66,709      | 33,993      | 36,044      | 7,346       | <b>MADRAS—</b><br>Madras<br>Adirampattam<br>Ammapattam<br>Badagara<br>Baidur<br>Baruva   |
| 10,943        | 11,333       | 6,626        | 10,305       | 9,780        | 11,334      | 17,363      | 27,755      | 34,317      | 31,113      |  |
| 114           | 631          | 319          | 377          | 357          | ..          | ..          | ..          | ..          | ..          |  |
| 2,25,109      | 1,00,333     | 2,06,933     | 1,39,032     | 2,07,609     | ..          | ..          | ..          | ..          | ..          |  |
| ..            | ..           | ..           | ..           | ..           | ..          | ..          | ..          | ..          | ..          |  |

\* The ports in the Bombay Presidency, excepting the chief port, are really *talukas* composed of a number of sub-ports.

[Continued on next page]

DUTY COLLECTED AT EACH PORT ( 588 )

No. 14—continued

GROSS amount of CUSTOMS duty COLLECTED on IMPORTS and EXPORTS at each PORT in each

| PORTS             | IMPORTS     |             |             |             |             |                |              |              |              |              |
|-------------------|-------------|-------------|-------------|-------------|-------------|----------------|--------------|--------------|--------------|--------------|
|                   | SALT        |             |             |             |             | OTHER ARTICLES |              |              |              |              |
|                   | 1931-32     | 1932-33     | 1933-34     | 1934-35     | 1935-36     | 1931-32        | 1932-33      | 1933-34      | 1934-35      | 1935-36      |
| R                 | R           | R           | R           | R           | R           | R              | R            | R            | R            | R            |
| MADRAS—continued  |             |             |             |             |             |                |              |              |              |              |
| Bimpatam          | ..          | ..          | ..          | ..          | ..          | 2,855          | 1,289        | 822          | ..           | ..           |
| Callout           | 880         | 861         | 517         | 547         | 1,489       | 28,57,182      | 10,79,288    | 21,59,320    | 24,02,828    | 20,09,046    |
| Calingapatam      | ..          | ..          | ..          | ..          | ..          | 1              | 1            | ..           | 1            | 2            |
| Cannanore         | ..          | 234         | 88          | 263         | 113         | 3,70,040       | 2,54,166     | 3,02,931     | 3,16,394     | 2,52,047     |
| Cocanada          | ..          | ..          | ..          | 1           | ..          | 12,76,378      | 14,77,127    | 8,26,211     | 12,55,600    | 6,75,843     |
| Cochin            | 22          | 70          | 95          | 77          | 141         | 42,25,678      | 50,03,553    | 50,19,524    | 54,18,608    | 55,79,638    |
| Coondapoor        | ..          | ..          | ..          | ..          | ..          | 8,774          | 4,213        | 5,646        | 5,307        | 5,978        |
| Cuddalore         | ..          | ..          | ..          | ..          | ..          | 3,63,183       | 5,22,249     | 5,10,880     | 3,52,181     | 5,33,004     |
| Dévipatanam       | ..          | ..          | ..          | ..          | ..          | 15             | ..           | ..           | 21           | ..           |
| Dhanushkodi       | ..          | ..          | ..          | 1           | ..          | 10,48,930      | 8,79,857     | 6,93,093     | 5,43,540     | 4,79,067     |
| Gopālpur          | ..          | ..          | ..          | ..          | ..          | ..             | 1,091        | 7,861        | 30,901       | 18,462       |
| Hangarkottal      | ..          | ..          | ..          | ..          | ..          | 1,746          | 1,307        | 996          | 872          | 1,886        |
| Ipurupalem        | ..          | ..          | ..          | ..          | ..          | 86             | 15           | ..           | ..           | ..           |
| Kallayi           | ..          | ..          | ..          | ..          | ..          | ..             | ..           | ..           | ..           | ..           |
| Kasargod          | ..          | ..          | ..          | ..          | ..          | 7              | 8            | 233          | 16           | ..           |
| Kāyalpatnam       | ..          | ..          | ..          | ..          | ..          | 1,331          | 2,367        | 990          | 919          | 256          |
| Kilakaral         | ..          | ..          | ..          | ..          | ..          | 584            | 1,067        | 323          | 437          | 222          |
| Kottapatnam       | ..          | ..          | ..          | ..          | ..          | ..             | ..           | ..           | ..           | ..           |
| Kulasekharapatnam | ..          | ..          | ..          | ..          | ..          | 8,395          | 3,169        | 4,677        | 4,908        | 2,302        |
| Mālope            | ..          | ..          | ..          | ..          | ..          | 9,199          | 4,696        | 5,085        | 7,252        | 45,070       |
| Māngalore         | 8,054       | 1,535       | 5,301       | 2,603       | 423         | 1,55,317       | 1,73,472     | 2,87,019     | 2,53,702     | 5,03,715     |
| Masulipatam       | ..          | ..          | ..          | ..          | ..          | 4,238          | 97,713       | 3,66,760     | 1,37,973     | 13,049       |
| Mutpet            | ..          | ..          | ..          | ..          | ..          | ..             | ..           | ..           | ..           | ..           |
| Narasapur         | ..          | ..          | ..          | ..          | ..          | ..             | ..           | ..           | ..           | ..           |
| Negapatam         | ..          | ..          | ..          | ..          | ..          | 2,75,011       | 2,86,356     | 3,40,830     | 2,39,727     | 3,11,254     |
| Nisampatnam       | ..          | ..          | ..          | ..          | ..          | 4              | 10           | ..           | ..           | ..           |
| Pamban            | ..          | ..          | ..          | ..          | ..          | 653            | 288          | 16           | 824          | 201          |
| Point Calimere    | ..          | ..          | ..          | ..          | ..          | ..             | ..           | ..           | ..           | ..           |
| Ponhal            | 132         | 1,000       | 657         | 1,891       | 1,938       | 42,761         | 525          | ..           | ..           | ..           |
| Porto Novo        | ..          | ..          | ..          | ..          | ..          | 2,34,996       | 2,53,709     | 1,67,522     | 1,21,927     | 1,12,376     |
| Quilandy          | ..          | ..          | ..          | ..          | ..          | 1              | ..           | ..           | ..           | ..           |
| Tellicherry       | 89          | 284         | 49          | 484         | 67          | 4,85,691       | 3,45,971     | 4,29,725     | 4,56,142     | 3,70,634     |
| Tirumalavāsal     | ..          | ..          | ..          | ..          | ..          | 3,957          | 481          | 945          | 269          | 500          |
| Tondi             | ..          | ..          | ..          | ..          | ..          | 2,433          | 1,756        | 703          | 535          | 713          |
| Toppaturai        | ..          | ..          | ..          | ..          | ..          | 144            | 201          | 402          | 481          | 590          |
| Tranquebar        | ..          | ..          | ..          | ..          | ..          | 8              | 709          | 533          | 59           | 586          |
| Tuticorin         | 31          | 59          | 87          | 96          | 87          | 41,90,772      | 48,91,486    | 36,80,631    | 36,11,956    | 31,23,132    |
| Vadavara          | ..          | ..          | ..          | ..          | ..          | ..             | ..           | 8            | 14           | 14           |
| Velānganni        | ..          | ..          | ..          | ..          | ..          | 37             | 211          | 92           | 48           | 74           |
| Visapatnam        | ..          | ..          | ..          | ..          | ..          | 16,923         | 50,654       | 2,35,044     | 3,35,393     | 2,35,879     |
| TOTAL             | 0,478       | 8,097       | 11,772      | 10,493      | 11,384      | 4,76,50,534    | 5,19,29,124  | 4,73,21,531  | 4,93,30,927  | 4,60,87,004  |
| BURMA—            |             |             |             |             |             |                |              |              |              |              |
| Rangoon           | 32,23,323   | 34,87,814   | 28,85,963   | 25,01,933   | 20,22,151   | 2,85,10,754    | 3,55,55,011  | 2,92,13,207  | 3,10,37,065  | 3,36,77,303  |
| Akyab             | 14          | 43          | 27          | 14          | 41          | 34,595         | 97,192       | 75,195       | 61,674       | 59,763       |
| Bassorah          | ..          | ..          | 2           | 6           | ..          | 3,759          | 5,122        | 9,221        | 14,975       | 7,110        |
| Bhamo             | ..          | ..          | ..          | ..          | ..          | 11             | 343          | 13,084       | 12,692       | 184          |
| Kyaukpadaung      | ..          | ..          | ..          | ..          | ..          | 484            | 239          | 310          | 647          | 333          |
| Mergui            | ..          | ..          | ..          | 5,201       | 4,022       | 54,150         | 51,938       | 50,737       | 39,047       | 93,413       |
| Moulmein          | ..          | 1           | 3           | 11          | 11          | 1,44,376       | 1,36,594     | 1,02,509     | 1,07,070     | 1,15,403     |
| Myithyina         | ..          | ..          | ..          | ..          | ..          | ..             | 5            | ..           | ..           | ..           |
| Sandaway          | ..          | ..          | ..          | ..          | ..          | 494            | 80           | 110          | 977          | 439          |
| Tavoy             | 16          | ..          | ..          | ..          | ..          | 49,291         | 49,272       | 44,728       | 32,524       | 30,967       |
| Victoria Point    | 159         | 306         | 152         | 1,421       | 977         | 3,212          | 5,929        | 5,415        | 16,136       | 14,703       |
| Kawkarick         | ..          | ..          | ..          | ..          | ..          | ..             | ..           | ..           | 853          | ..           |
| TOTAL             | 32,23,512   | 34,88,164   | 28,86,147   | 25,03,336   | 20,27,202   | 2,88,61,025    | 3,58,03,716  | 2,95,10,516  | 3,14,73,800  | 3,40,59,633  |
| GRAND TOTAL       | 2,91,55,615 | 3,24,16,836 | 2,76,04,453 | 2,38,26,021 | 2,54,66,917 | 63,07,27,192   | 41,96,26,411 | 35,71,17,026 | 38,87,21,744 | 39,03,99,295 |

## PROVINCE of BRITISH INDIA, in each Official Year from 1931-32 to 1935-36—continued

| TOTAL IMPORTS |              |              |              |              | EXPORTS     |             |             |             |             | PORTS              |
|---------------|--------------|--------------|--------------|--------------|-------------|-------------|-------------|-------------|-------------|--------------------|
| 1931-32       | 1932-33      | 1933-34      | 1934-35      | 1935-36      | 1931-32     | 1932-33     | 1933-34     | 1934-35     | 1935-36     |                    |
| Rs            | Rs           | Rs           | Rs           | Rs           | Rs          | Rs          | Rs          | Rs          | Rs          |                    |
| 3,355         | 1,389        | 322          | ..           | ..           | 24          | ..          | 12          | 5           | 9           | MADRAS—continued   |
| 28,58,062     | 19,80,149    | 21,59,837    | 24,02,875    | 20,10,535    | 19          | 51          | 49          | 6           | 41          | Bimilipatam        |
| 1             | 1            | ..           | 1            | 2            | ..          | ..          | ..          | ..          | ..          | Odicut             |
| 2,70,040      | 2,54,400     | 3,03,014     | 3,16,657     | 2,52,760     | ..          | ..          | ..          | ..          | ..          | Calingapatam       |
| 12,76,378     | 14,77,127    | 8,20,211     | 12,55,601    | 6,75,843     | 30,844      | 15,070      | 6,927       | 11,352      | 5,705       | Cannanore          |
| 42,25,710     | 50,03,633    | 50,19,619    | 54,13,635    | 55,79,779    | 319         | 509         | 574         | 291         | 1,393       | Cocanada           |
| 3,774         | 4,213        | 5,646        | 5,307        | 5,073        | 3,484       | 3,433       | 4,507       | 3,201       | 4,419       | Cochin             |
| 3,63,133      | 5,22,249     | 5,10,389     | 3,53,181     | 5,33,064     | 443         | 11          | 23          | 4           | 11          | Coondapoor         |
| 15            | ..           | ..           | 21           | ..           | ..          | ..          | ..          | ..          | ..          | Cuddalore          |
| 10,48,930     | 9,79,857     | 9,93,093     | 6,43,541     | 4,79,067     | 1,35,001    | 1,45,177    | 2,10,722    | 1,67,842    | 1,87,829    | Dévipattanam       |
| ..            | 1,091        | 7,861        | 30,901       | 18,462       | ..          | ..          | ..          | ..          | 1,839       | Dhanushkodi        |
| 1,746         | 1,307        | 996          | 872          | 1,336        | 4,693       | 3,095       | 2,342       | 2,933       | 6,495       | Gopipur            |
| 36            | 15           | ..           | ..           | ..           | ..          | ..          | ..          | ..          | ..          | Hangarkottai       |
| ..            | ..           | ..           | ..           | ..           | ..          | ..          | ..          | ..          | ..          | Ippurpalem         |
| 7             | 8            | 233          | 16           | ..           | ..          | ..          | ..          | ..          | ..          | Kallayi            |
| 1,831         | 2,367        | 990          | 949          | 256          | ..          | ..          | ..          | ..          | ..          | Kasargod           |
| 534           | 1,067        | 823          | 437          | 222          | 98          | 121         | 20          | 116         | 162         | Kayalpattam        |
| ..            | ..           | ..           | ..           | ..           | ..          | ..          | ..          | ..          | ..          | Kilakarai          |
| 3,395         | 3,109        | 4,677        | 4,006        | 2,302        | 1           | 4           | ..          | 4           | ..          | Kottapattanam      |
| 9,199         | 4,696        | 5,035        | 7,252        | 45,070       | ..          | 153         | 31          | 141         | 251         | Kulasankharapattam |
| 1,53,371      | 1,76,007     | 2,92,320     | 7,61,305     | 5,04,133     | 153         | 253         | 119         | 236         | 60          | Malpa              |
| 4,233         | 97,713       | 3,50,760     | 1,37,973     | 13,049       | 13,037      | 4,100       | 5,053       | 1,933       | 6,552       | Mangalore          |
| ..            | ..           | ..           | ..           | ..           | ..          | ..          | ..          | ..          | ..          | Masulipattam       |
| ..            | ..           | ..           | ..           | ..           | ..          | ..          | ..          | ..          | ..          | Mutpet             |
| ..            | ..           | ..           | ..           | ..           | ..          | ..          | ..          | ..          | ..          | Narasapur          |
| 2,75,011      | 2,36,356     | 3,40,330     | 2,39,727     | 9,11,254     | 33,133      | 35,437      | 33,126      | 33,326      | 34,611      | Negapatam          |
| 4             | 10           | ..           | ..           | ..           | ..          | ..          | ..          | ..          | ..          | Nishapatnam        |
| 653           | 233          | 16           | 324          | 201          | ..          | ..          | ..          | ..          | 2           | Pamban             |
| ..            | ..           | ..           | ..           | ..           | ..          | ..          | ..          | ..          | ..          | Point Calimete     |
| 43,393        | 1,525        | 657          | 1,391        | 1,933        | 1           | 2           | ..          | ..          | ..          | Ponkul             |
| 2,34,993      | 3,53,709     | 1,67,522     | 1,21,927     | 1,12,376     | 724         | 1,109       | 4,015       | 11,020      | 3,236       | Porto Novo         |
| 1             | ..           | ..           | ..           | ..           | ..          | ..          | ..          | ..          | ..          | Quilandy           |
| 4,36,739      | 3,46,255     | 4,20,774     | 4,56,626     | 3,70,701     | ..          | 22          | ..          | 3           | ..          | Tellocherry        |
| 2,957         | 431          | 945          | 269          | 500          | 13,733      | 21,532      | 19,075      | 22,759      | 25,039      | Tirumalavasa       |
| 2,433         | 1,756        | 703          | 535          | 713          | ..          | ..          | ..          | ..          | 1           | Tondi              |
| 144           | 291          | 403          | 431          | 590          | 306         | ..          | ..          | ..          | ..          | Topputural         |
| 8             | 709          | 533          | 53           | 536          | ..          | ..          | ..          | ..          | ..          | Tranquebar         |
| 41,90,803     | 43,91,545    | 36,80,713    | 36,12,052    | 31,23,219    | 2,315       | 776         | 547         | 4,352       | 673         | Tuticorin          |
| ..            | ..           | 8            | 14           | 14           | ..          | ..          | ..          | ..          | ..          | Vadarevu           |
| 37            | 211          | 92           | 43           | 74           | ..          | ..          | ..          | ..          | ..          | Velanganni         |
| 16,923        | 50,654       | 2,35,064     | 3,35,333     | 2,35,379     | 335         | 355         | 2,735       | 7,336       | 1,437       | Visagapatam        |
| 4,76,60,012   | 5,19,37,221  | 4,73,83,353  | 4,93,41,420  | 4,00,93,333  | 3,35,637    | 3,13,379    | 4,02,105    | 3,42,933    | 3,13,133    | TOTAL              |
| 3,17,39,077   | 3,90,43,725  | 3,20,99,170  | 3,36,40,043  | 3,05,99,459  | 69,99,350   | 55,42,123   | 50,46,100   | 47,03,362   | 41,71,570   | BERMA—             |
| 34,009        | 97,233       | 75,222       | 61,833       | 59,304       | 1,55,303    | 1,63,834    | 1,21,516    | 1,35,037    | 91,793      | Rangoon            |
| 3,753         | 5,123        | 2,323        | 14,331       | 7,110        | 6,49,636    | 3,90,340    | 3,31,799    | 3,04,712    | 2,43,232    | Akyab              |
| 11            | 343          | 13,034       | 12,692       | 134          | ..          | ..          | ..          | ..          | ..          | Rasseln            |
| 434           | 330          | 310          | 647          | 333          | ..          | ..          | ..          | ..          | ..          | Bhamo              |
| 54,150        | 51,933       | 50,737       | 94,243       | 97,435       | 5,470       | 2,373       | 363         | ..          | 213         | Kyaukppeu          |
| 1,44,376      | 1,30,595     | 1,92,512     | 1,07,031     | 1,15,474     | 6,22,455    | 4,13,512    | 4,29,550    | 3,95,600    | 2,57,712    | Mergui             |
| ..            | 5            | ..           | ..           | ..           | ..          | ..          | ..          | ..          | ..          | Moulmein           |
| 494           | 30           | 110          | 977          | 439          | ..          | ..          | ..          | ..          | ..          | Myitkyina          |
| 49,307        | 40,272       | 44,723       | 32,524       | 90,967       | 35,556      | 59,140      | 50,530      | 32,542      | 12,034      | Sandoway           |
| 3,371         | 6,235        | 5,567        | 17,557       | 15,030       | 514         | 300         | 601         | 146         | 105         | Tavoy              |
| ..            | ..           | ..           | 353          | ..           | ..          | ..          | ..          | ..          | ..          | Victoria Point     |
| 3,20,90,187*  | 3,93,31,330  | 3,24,05,993  | 3,40,42,493  | 3,69,36,335* | 35,13,943   | 65,72,033   | 60,30,303   | 55,71,449   | 47,76,693   | Kawkarlek          |
| 33,93,33,307* | 45,20,43,247 | 33,47,22,370 | 41,25,47,765 | 41,63,00,132 | 4,23,51,033 | 3,97,22,212 | 4,34,34,503 | 4,32,31,173 | 4,35,22,962 | TOTAL              |
| GRAND TOTAL   |              |              |              |              |             |             |             |             |             |                    |

\* Includes Rs 70,699 realised in Burma from miscellaneous receipts.

|   |             |    |    |    |    |
|---|-------------|----|----|----|----|
| + | Rs 2,60,103 | .. | .. | .. | .. |
| + | Rs 2,30,523 | .. | .. | .. | .. |
| + | Rs 2,33,921 | .. | .. | .. | .. |
| + | Rs 2,01,129 | .. | .. | .. | .. |

GROSS amount of CUSTOMS duty COLLECTED on the PRINCIPAL and other articles of IMPORTED MERCHANDISE subject to duty, in each OFFICIAL year from 1931-32 to 1935-36.

| ARTICLES   | 1931-32   | 1932-33   | 1933-34       | 1934-35   | 1935-36   |
|--|-----------|-----------|---------------|-----------|-----------|
|  | R         | R         | R             | R         | R         |
| <b>The First Schedule.—Import Tariff.</b>  |           |           |               |           |           |
| <b>SECTION I.</b>  |           |           |               |           |           |
| <b>Live Animals and Products of the Animal Kingdom.</b>                                |           |           |               |           |           |
| 2. Bacon and Ham, not canned or bottled*   | —         | —         | —             | 47,818    | 2,12,097  |
| 3. Fish, not otherwise specified (a)   | 70,079    | 48,561    | 30,383        | 31,181    | 41,028    |
| 3(1). Fish, salted, wet (b)  | 1,16,546  | 1,30,935  | 65,930        | 58,841    | 52,650    |
| 3(2). Fish, salted, dry†—  |           |           |               |           |           |
| At standard rate   | —         | —         | (c) 65,120    | 1,61,038  | 2,06,007  |
| „ preferential rate  | —         | —         | ..            | ..        | ..        |
| <b>TOTAL</b>   | —         | 34,262    | 1,44,776      | 1,61,038  | 2,06,007  |
| 3(3). Fish, unsalted, dry†—  |           |           |               |           |           |
| At standard rate   | —         | —         | (c) 10,331    | 36,621    | 38,525    |
| „ preferential rate  | —         | —         | (c) 17        | 52        | 75        |
| <b>TOTAL</b>   | —         | 7,022     | 22,468        | 36,673    | 38,600    |
| 3(4). Fish maws, including stingray and scizle and sharkfins‡                          | —         | —         | —             | 3,066     | 3,327     |
| 4. Butter, Cheese and Ghee*  | —         | —         | —             | 1,01,032  | 3,07,708  |
| 4(1). Milk, condensed or preserved, including milk cream†—                             |           |           |               |           |           |
| At standard rate   | —         | —         | (c) 4,39,514  | 7,65,886  | 7,76,005  |
| „ preferential rate  | —         | —         | (c) 1,49,570  | 4,39,665  | 5,51,799  |
| <b>TOTAL</b>   | —         | 2,87,127  | 12,03,969     | 12,05,551 | 18,27,804 |
| 5. Coral, unprepared‡  | —         | —         | —             | 201       | 463       |
| 5(1). Cowries and Shells   | 87,108    | 33,158    | 28,601        | 22,025    | 27,418    |
| 5(2). Ivory, unmanufactured—   |           |           |               |           |           |
| At standard rate   | —         | —         | (c) 1,04,009  | 1,51,198  | 2,14,757  |
| „ preferential rate  | —         | —         | (c) 44,480    | 83,678    | 87,840    |
| <b>TOTAL</b>   | 1,90,560  | 2,41,286  | 2,55,443      | 2,34,871  | 3,02,597  |
| <b>TOTAL SECTION I</b>   | 4,14,293  | 7,77,354  | 17,45,599     | 19,02,177 | 25,84,754 |
| <b>SECTION II.</b>   |           |           |               |           |           |
| <b>Products of the Vegetable Kingdom.</b>  |           |           |               |           |           |
| 7. Vegetables, all sorts, fresh, dried, salted or preserved, not otherwise specified†— |           |           |               |           |           |
| At standard rate   | —         | —         | —             | 27,071    | 2,65,302  |
| „ preferential rate  | —         | —         | —             | 1         | 37,693    |
| <b>TOTAL</b>   | —         | —         | —             | 27,072    | 3,02,995  |
| 8. Fruits, all sorts, fresh, dried, salted or preserved, not otherwise specified (d)—  |           |           |               |           |           |
| At standard rate   | —         | —         | (c) 18,57,148 | 80,63,182 | 25,61,352 |
| „ preferential rate  | —         | —         | (c) 22,276    | 89,584    | 1,40,202  |
| <b>TOTAL</b>   | 36,07,098 | 30,10,080 | 26,01,377     | 31,52,766 | 27,01,554 |

\* Separately recorded from January, 1935; figures prior to January, 1935, are included in Item No. 21 (1).  
 † Recorded separately from January, 1933.  
 ‡ Recorded separately from January, 1935.  
 (a) Inclusive of duty collected on Item No. 3 (3) up to December, 1932 and of Item No. 3 (4) up to December, 1934.  
 (b) Inclusive of duty collected on Item No. 3(2) up to December, 1932.  
 (c) Figures relate to six months, October, 1933, to March, 1934.  
 (d) Inclusive of duty collected on Item No. 7 up to December, 1934.

No. 15—continued

GROSS amount of CUSTOMS duty COLLECTED on the PRINCIPAL and other articles of IMPORTED MERCHANDISE subject to duty, in each OFFICIAL year from 1931-32 to 1935-36—continued

| ARTICLES  | 1931-32   | 1932-33   | 1933-34       | 1934-35   | 1935-36   |
|---|-----------|-----------|---------------|-----------|-----------|
| The First Schedule—Import Tariff—contd.   |           |           |               |           |           |
| SECTION II—contd.   |           |           |               |           |           |
| Products of the Vegetable Kingdom—contd.  |           |           |               |           |           |
| 8(1). Cufrauta  | 2,023     | 6,048     | 2,427         | 2,006     | 8,040     |
| 9. Coffee not otherwise specified*—   |           |           |               |           |           |
| At standard rate  | —         | —         | 17            | 139       | 209       |
| „ preferential rate   | —         | —         | (a) 21        | 2         | 13        |
| TOTAL   | 28,692    | 1,116     | 440           | 141       | 221       |
| 9(1). Coffee, canned or bottled**—  |           |           |               |           |           |
| At standard rate  | —         | —         | (a) 3,349     | 6,038     | 10,308    |
| „ preferential rate   | —         | —         | (a) 865       | 1,740     | 1,248     |
| TOTAL   | —         | 1,407     | 6,101         | 7,778     | 11,556    |
| 9(2). Tea—  |           |           |               |           |           |
| At standard rate  | —         | —         | (a) 6,02,520  | 7,89,113  | 14,13,480 |
| „ preferential rate   | —         | —         | (a) 44,669    | 90,261    | 1,09,305  |
| TOTAL   | 11,48,926 | 11,44,729 | 13,86,324     | 8,79,374  | 15,22,785 |
| 9(3). The following spices, namely—   |           |           |               |           |           |
| Cardamoms, cassia, cinnamon, cloves, nutmegs and pepper**—  |           |           |               |           |           |
| (i) Unground—   |           |           |               |           |           |
| At standard rate  | —         | —         | (a) 3,35,122  | 5,35,285  | 8,02,208  |
| preferential rate   | —         | —         | (a) 5,64,498  | 10,42,875 | 7,86,749  |
| TOTAL   | —         | 5,02,047  | 17,88,576     | 15,78,160 | 15,88,957 |
| (ii) Ground (c)   | 21,27,129 | 12,53,591 | 26,485        | 20,742    | 18,662    |
| 9(4). The following unground spices, namely—  |           |           |               |           |           |
| Chillies, ginger and mace**—  |           |           |               |           |           |
| At standard rate  | —         | —         | (a) 23,292    | 83,299    | 90,513    |
| „ preferential rate   | —         | —         | (a) 1,324     | 1,851     | 1,688     |
| TOTAL   | —         | 14,824    | 61,809        | 84,947    | 92,201    |
| 9(5). Betelnuts—  |           |           |               |           |           |
| At standard rate  | —         | —         | (a) 23,85,262 | 40,08,323 | 42,77,234 |
| „ preferential rate   | —         | —         | (a) 5,07,800  | 5,61,505  | 4,51,917  |
| TOTAL   | 59,39,541 | 57,54,850 | 59,54,124     | 45,69,828 | 47,29,151 |
| 9(6). Vanilla beans†—   |           |           |               |           |           |
| At standard rate  | —         | —         | —             | 6         | 87        |
| „ preferential rate   | —         | —         | —             | ..        | 2         |
| TOTAL   | —         | —         | —             | 6         | 89        |
| 10(1). Wheat (f)  | 2,06,187  | 13,43,578 | 3,21,895      | 3,978     | 5         |
| 10(2). Broken rice (c)  | —         | —         | —             | —         | 11,51,795 |
| 11. Flour not otherwise specified   | 62,945    | 68,355    | 48,014        | 81,793    | 35,948    |
| 11(1). Wheat flour‡   | —         | —         | —             | 3,700     | 11,100    |
| 11(2). Sago and Tapioca**—  |           |           |               |           |           |
| At standard rate  | —         | —         | (a) 47,775    | 93,843    | 37,756    |
| „ preferential rate   | —         | —         | (a) 1,41,892  | 3,29,042  | 3,79,995  |
| TOTAL   | —         | 82,963    | 3,66,006      | 4,22,885  | 4,17,751  |
| 11(4). Starch and farina (g)  | —         | —         | —             | 3,78,153  | 3,91,636  |
| 12. Seeds, all sorts, not otherwise specified (A)   | 1,64,562  | 1,21,398  | 90,317        | 98,933    | 1,03,230  |
| 12(2). Oilseeds, non-essential, all sorts not otherwise specified, including copra or coconut kernel**— |           |           |               |           |           |
| At standard rate  | —         | —         | (a) 12,924    | 82,479    | 2,96,901  |
| „ preferential rate   | —         | —         | (a) 5,08,870  | 10,69,510 | 10,07,813 |
| TOTAL   | —         | 1,36,752  | 11,44,498     | 11,42,989 | 13,04,719 |

\* Inclusive, up to December, 1932, of duty collected on Item No. 9(1).  
† Separately recorded from January, 1935. Previous figures included in Item No. 8.  
‡ Separately recorded from January, 1936. Previous figures included in Item No. 10(1).  
\*\* Separately recorded from January, 1933.  
(a) Figures relate to six months, October, 1933, to March, 1934.  
(c) Inclusive, up to December, 1932, of duty collected on Items Nos. 9(3), 9(1) and 9(4).  
(f) Inclusive, up to December, 1934, of duty collected on Item No. 11(1).  
(g) Dutiable from May, 1934, free prior to that month.  
(A) Inclusive, up to December, 1932, of duty collected on Item No. 12(2).  
(i) Dutiable from April, 1935.



GROSS amount of CUSTOMS duty COLLECTED on the PRINCIPAL and other articles of IMPORTED MERCHANDISE subject to duty, in each OFFICIAL year from 1931-32 to 1935-36—continued

| ARTICLES   | 1931-32     | 1932-33     | 1933-34      | 1934-35     | 1935-36     |
|--|-------------|-------------|--------------|-------------|-------------|
|  | R           | R           | R            | R           | R           |
| <b>The First Schedule.—Import Tariff—contd.</b>  |             |             |              |             |             |
| <b>SECTION II—contd.</b>   |             |             |              |             |             |
| <b>Products of the Vegetable Kingdom—contd.</b>  |             |             |              |             |             |
| 12 (5). Fodder, bran and pollards . . . . .  | 3,546       | 3,561       | 2,234        | 4,455       | 4,762       |
| 13. Dyeing and Tanning Substances, all sorts not otherwise specified (i) . . . . .   | 24,09,817   | 21,52,423   | 4,08,354     | 3,92,367    | 2,76,855    |
| 13(2). Cutch and gambler, all sorts—   |             |             |              |             |             |
| At standard rate . . . . .   | —           | —           | (a) 88,116   | 1,44,307    | 1,66,401    |
| „ preferential rate . . . . .  | —           | —           | (a) 620      | 182         | ..          |
| <b>TOTAL</b> . . . . .   | —           | 46,587      | 1,57,384     | 1,44,489    | 1,66,401    |
| 13(3). Gums, Resins and Lacs, all sorts not otherwise specified (j) . . . . .  | 5,67,819    | 5,48,719    | 1,27,516     | 1,50,116    | 1,28,717    |
| 13(4). Gums, Arabic, Benjamin (ras and cowrie) and Dammar (including unrefined batu) and rosin—  |             |             |              |             |             |
| At standard rate . . . . .   | —           | —           | (a) 3,03,015 | 5,81,300    | 4,50,573    |
| „ preferential rate . . . . .  | —           | —           | (a) 4,396    | 5,404       | 46,135      |
| <b>TOTAL</b> . . . . .   | —           | 1,18,082    | 5,17,112     | 5,36,808    | 5,02,708    |
| 13(6). Opium† . . . . .  | 1,180       | 2,528       | 6,346        | 7,947       | 2,198       |
| 14. Cane and Battans . . . . .   | 1,02,241    | 1,03,600    | 89,871       | 81,415      | 73,344      |
| <b>TOTAL SECTION II</b> . . . . .  | 1,63,71,711 | 1,73,17,123 | 1,47,06,200  | 1,37,24,048 | 1,55,44,360 |
| <b>SECTION III.</b>  |             |             |              |             |             |
| <b>Fatty Substances, Greases, Oils and Products of their Decomposition; Prepared Alimentary Fats; Waxes of Animal or Vegetable Origin.</b> |             |             |              |             |             |
| 15. All sorts of Stearine, wax, grease and animal fat not otherwise specified . . . . .  | 2,15,707    | 2,60,581    | 3,82,604     | 3,72,663    | 4,36,327    |
| 15(1). Lard, not canned or bottled* . . . . .  | —           | —           | —            | 349         | 3,235       |
| 15(2). Beeswax—  |             |             |              |             |             |
| At standard rate . . . . .   | —           | —           | (a) 166      | 264         | 2,343       |
| „ preferential rate . . . . .  | —           | —           | —            | 5           | 0           |
| <b>TOTAL</b> . . . . .   | —           | 130         | 323          | 269         | 2,852       |
| 15(4). Fish oil including whale oil not otherwise specified—   |             |             |              |             |             |
| At standard rate . . . . .   | —           | —           | (a) 1,04,017 | 10,632      | 13,060      |
| „ preferential rate . . . . .  | —           | —           | (a) 6,784    | 16,454      | 14,204      |
| <b>TOTAL</b> . . . . .   | —           | 1,49,246    | 3,10,825     | 33,086      | 27,273      |
| 15(5). Fish oil and whale oil, hardened or hydrogenated (k) . . . . .  | —           | —           | 65,803       | 1,01,548    | 1,81,112    |
| 15(6). Vegetable Non-essential oils not otherwise specified(l)—  |             |             |              |             |             |
| At standard rate . . . . .   | —           | —           | (a) 1,10,197 | 2,13,913    | 1,47,073    |
| „ preferential rate . . . . .  | —           | —           | (a) 7,87,913 | 15,32,481   | 1,45,617    |
| <b>TOTAL</b> . . . . .   | —           | 7,08,118    | 20,40,849    | 17,46,344   | 2,92,690    |
| 15(7). The following Vegetable Non-essential oils namely, coconut, groundnut and linseed—  |             |             |              |             |             |
| At standard rate . . . . .   | —           | —           | —            | 22,206      | 1,04,105    |
| „ preferential rate . . . . .  | —           | —           | —            | 3,11,048    | 18,06,323   |
| <b>TOTAL</b> . . . . .   | —           | —           | —            | 3,33,254    | 19,10,428   |
| 15(8). All sorts of Animal oils not otherwise specified (m) . . . . .  | —           | —           | —            | 344         | 1,728       |
| <b>TOTAL SECTION III</b> . . . . .   | 2,16,707    | 11,13,076   | 28,00,009    | 26,78,447   | 20,15,735   |

\* Separately recorded from January, 1935.  
 † Includes figures for Item No. 15 (5) during April to December, 1933.  
 ‡ Figures prior to January, 1935, included in Item No. 15 (6).  
 § Separately recorded from January, 1933.  
 ¶ Inclusive, up to December 1934, of duty collected on Item No. 28 (11).  
 (a) Figures relate to six months, October, 1933, to March, 1934.  
 (i) Inclusive of duty collected on Item No. 30, up to December, 1932.  
 (j) Inclusive of duty collected on Item No. 13 (4), up to December, 1932.  
 (k) Separately recorded from January, 1934.  
 (l) Separately recorded from January, 1933 and is inclusive of duty collected on Item No. 15 (7), up to December, 1934. Please see the footnote to Item No. 27 (3).  
 (m) Figures prior to January, 1935, included in Item No. 27 (3).

No. 15—continued.

GROSS amount of CUSTOMS duty COLLECTED on the PRINCIPAL and other articles of IMPORTED MERCHANDISE subject to duty, in each OFFICIAL year from 1931-32 to 1935-36—continued

| ARTICLES   | 1931-32     | 1932-33     | 1933-34      | 1934-35     | 1935-36     |
|--|-------------|-------------|--------------|-------------|-------------|
|  | R           | R           | R            | R           | R           |
| <i>The First Schedule—Import Tariff—contd.</i>   |             |             |              |             |             |
| <b>SECTION IV.</b>   |             |             |              |             |             |
| <b>Products of the Food-preparing Industries; Beverages, Alcoholic Liquors and Vinegars; Tobacco.</b>  |             |             |              |             |             |
| 16. Canned or bottled bacon, ham and lard*   | —           | —           | —            | 13,745      | 1,01,072    |
| 16(1). Fish, canned**—   |             |             |              |             |             |
| At standard rate   | —           | —           | (a) 1,03,992 | 2,73,422    | 3,79,575    |
| „ preferential rate  | —           | —           | (a) 12,468   | 21,678      | 23,093      |
| <b>TOTAL</b>   | —           | 80,928      | 2,18,823     | 2,95,100    | 4,02,668    |
| 16(2). Isinglass, canned or bottled*   | —           | —           | —            | 2,738       | 3,438       |
| 17. Sugar excluding confectionery  | 7,97,62,625 | 6,84,79,368 | 4,72,03,846  | 3,81,34,608 | 3,24,15,374 |
| 17(1). Molasses  | 10,00,119   | 3,85,691    | 1,13,537     | 4,262       | 36          |
| 17(2). Confectionery—  |             |             |              |             |             |
| At standard rate   | —           | —           | (a) 95,457   | 1,66,983    | 1,78,492    |
| „ preferential rate  | —           | —           | (a) 4,49,615 | 6,20,917    | 7,09,320    |
| <b>TOTAL</b>   | 8,24,872    | 7,35,350    | 7,38,466     | 7,87,900    | 8,88,316    |
| 17(3). Sugar-candy†  | —           | —           | 1,08,066     | 5,39,318    | 5,35,721    |
| 18. Cocoa and chocolate other than confectionery**—  |             |             |              |             |             |
| At standard rate   | —           | —           | (a) 10,571   | 20,066      | 26,049      |
| „ preferential rate  | —           | —           | (a) 20,067   | 40,635      | 43,277      |
| <b>TOTAL</b>   | —           | 20,902      | 52,020       | 60,701      | 69,326      |
| 19. Biscuits, cakes, and farinaceous and patent foods, canned or bottled (n)                           | —           | —           | —            | 4,75,864    | 21,82,726   |
| 20. Vegetable product, jams, jellies, pickles, chutnies, sauces and condiments, canned or bottled (n). | —           | —           | —            | 93,211      | 3,90,635    |
| 20(1). Fruit Juices**—   |             |             |              |             |             |
| At standard rate   | —           | —           | (a) 9,525    | 26,126      | 80,150      |
| „ preferential rate  | —           | —           | (a) 17,003   | 45,406      | 70,473      |
| <b>TOTAL</b>   | —           | 15,585      | 71,717       | 71,532      | 1,00,623    |
| 20(2). Fruits and Vegetables, canned or bottled**—   |             |             |              |             |             |
| At standard rate   | —           | —           | (a) 1,33,540 | 2,00,084    | 2,96,014    |
| „ preferential rate  | —           | —           | (a) 33,246   | 75,595      | 74,310      |
| <b>TOTAL</b>   | —           | 66,757      | 3,01,690     | 3,35,679    | 3,70,324    |
| 21. Canned or bottled provisions, not otherwise specified**—   |             |             |              |             |             |
| At standard rate   | —           | —           | (a) 2,10,547 | 3,70,801    | 3,20,880    |
| „ preferential rate  | —           | —           | (a) 1,78,107 | 3,24,222    | 3,34,021    |
| <b>TOTAL</b>   | —           | 2,50,879    | 7,29,008     | 6,94,823    | 6,54,901    |
| 21(1). Provisions and Ollman's Stores and Groceries, all sorts not otherwise specified (o)             | 74,76,229   | 68,27,025   | 33,66,532    | 28,32,487   | 4,58,978    |
| 21(2). All sorts of food not otherwise specified   | 84,127      | 60,666      | 17,750       | 58,034      | 31,934      |
| 22. All sorts of drink not otherwise specified (p)   | —           | —           | —            | 20,438      | 93,737      |
| 22(1). Ale and beer**—   |             |             |              |             |             |
| At standard rate   | —           | —           | (a) 7,23,918 | 15,62,031   | 18,74,152   |
| „ preferential rate  | —           | —           | (a) 9,61,977 | 18,04,301   | 18,52,430   |
| <b>TOTAL</b>   | —           | 8,33,097    | 38,04,419    | 33,66,332   | 37,26,531   |

\* Separately recorded from January, 1935.

† Separately recorded from January, 1934. Figures for previous years are included in Item No. 17.

\*\* Separately recorded from January, 1933.

(a) Figures relate to six months, October, 1933, to March, 1934.

(n) Figures prior to January, 1935, included in Item No. 21 (1).

(o) Inclusive, up to December, 1932, of duty collected on cocoa, chocolate, fruit juices, milk condensed or preserved, sago and tapioca and canned or bottled coffee, fish, fruits and vegetables, etc. and, up to December 1934, of duty collected on Items Nos. 2, 4, 15, 16(2), 19 and 21.

(p) Figures prior to January, 1935, included in Item No. 21 (2).

GROSS amount of CUSTOMS duty COLLECTED on the PRINCIPAL and other articles of IMPORTED MER-  
CHANDISE subject to duty, in each OFFICIAL year from 1931-32 to 1935-36—continued

| ARTICLES   | 1931-32      | 1932-33      | 1933-34       | 1934-35     | 1935-36     |
|--|--------------|--------------|---------------|-------------|-------------|
| The First Schedule.—Import Tariff—contd.   |              |              |               |             |             |
| SECTION IV—contd.  |              |              |               |             |             |
| Products of the Food-preparing Industries ; Beverages, Alcoholic Liquors and Vinegars ; Tobacco—contd.   |              |              |               |             |             |
| 22(2). Porter, cider and other fermented liquors except ale and beer (g)   | 31,54,824    | 27,07,464    | 1,16,871      | 1,20,761    | 1,16,167    |
| 22(3). Wines, not containing more than 42 per cent. of proof spirit  | 11,28,807    | 12,92,324    | 13,80,961     | 14,42,296   | 14,19,373   |
| 22(4). Spirits (other than denatured spirit)—  |              |              |               |             |             |
| (a) Brandy, gin, whisky and other sorts of spirits not otherwise specified, including wines contain-<br>ing more than 42 per cent. of proof spirit | 1,27,64,424  | 1,52,77,741  | 1,56,86,146   | 1,53,24,742 | 1,54,00,387 |
| (b) Liqueurs, cordials, mixtures and other preparations containing spirit not otherwise specified—   |              |              |               |             |             |
| (i) entered in such a manner as to indicate that the strength is not to be tested  | 81,522       | 60,313       | 32,285        | 37,411      | 64,203      |
| (ii) not so entered  | 13,97,100    | 11,99,646    | 4,02,617      | 4,64,352    | 5,41,509    |
| 22(5). Spirits—  |              |              |               |             |             |
| (a) Bitters—   |              |              |               |             |             |
| (i) entered in such a manner as to indicate that the strength is not to be tested*—  |              |              |               |             |             |
| At standard rate   | —            | —            | (a) 411       | 742         | 275         |
| „ preferential rate  | —            | —            | (a) 86        | 1,412       | —           |
| TOTAL  | —            | 1,149        | 1,965         | 2,154       | 275         |
| (ii) not so entered*—  |              |              |               |             |             |
| At standard rate   | —            | —            | (a) 19,522    | 18,421      | 16,036      |
| „ preferential rate  | —            | —            | (a) 2,088     | 17,028      | 20,987      |
| TOTAL  | —            | 14,633       | 41,192        | 36,049      | 37,023      |
| (b) Drugs and medicines containing spirit—   |              |              |               |             |             |
| (i) entered in such a manner as to indicate that the strength is not to be tested*—  |              |              |               |             |             |
| At standard rate   | —            | —            | (a) 14,300    | 48,638      | 41,278      |
| „ preferential rate  | —            | —            | (a) 12,558    | 29,544      | 38,588      |
| TOTAL  | —            | 14,321       | 49,819        | 78,182      | 80,566      |
| (ii) not so entered*—  |              |              |               |             |             |
| At standard rate   | —            | —            | (a) 3,53,472  | 7,24,235    | 7,41,655    |
| „ preferential rate  | —            | —            | (a) 2,56,454  | 4,78,898    | 5,09,046    |
| TOTAL  | —            | 2,93,463     | 10,76,172     | 11,98,133   | 12,60,701   |
| (c) Perfumed spirits—  |              |              |               |             |             |
| At standard rate   | —            | —            | (a) 1,13,134  | 2,75,632    | 3,08,355    |
| „ preferential rate  | —            | —            | (a) 75,550    | 1,62,309    | 1,99,245    |
| TOTAL  | 4,11,700     | 3,08,088     | 4,14,949      | 4,37,941    | 4,07,601    |
| (d) Rum*—  |              |              |               |             |             |
| At standard rate   | —            | —            | (a) 31,579    | 27,560      | 10,021      |
| „ preferential rate  | —            | —            | (a) 480       | 27,258      | 43,241      |
| TOTAL  | —            | 17,305       | 49,949        | 54,818      | 53,262      |
| 22(6) Denatured spirit   | 91,824       | 77,652       | 42,315        | 88,016      | 26,424      |
| 22(7). Vinegar in casks  | 594          | 642          | 589           | 559         | 453         |
| 23. Oilcakes   | 5,813        | 618          | 158           | 65          | 165         |
| 24. Tobacco, manufactured, not otherwise specified   |              |              |               |             |             |
| 24(1). Cigars  | 5,87,898     | 3,71,918     | 3,67,258      | 3,39,261    | 3,25,245    |
| 24(2). Cigarettes†   | 1,02,036     | 99,789       | 80,362        | 74,987      | 84,311      |
| 24(3). Tobacco, unmanufactured—  |              |              |               |             |             |
| At standard rate   | 58,51,400    | 29,07,856    | 22,67,893     | 23,87,989   | 30,23,700   |
| „ preferential rate  | —            | —            | (a) 68,37,840 | 80,45,312   | 70,20,938   |
| „ preferential rate  | —            | —            | (a) 15        | 479         | 89          |
| TOTAL  | 40,70,952    | 99,96,324    | 87,66,002     | 80,45,791   | 70,21,027   |
| TOTAL SECTION IV   | 11,87,95,361 | 11,18,42,369 | 8,69,98,812   | 7,77,76,620 | 7,22,77,335 |

\* Separately recorded from January, 1933.  
 † Includes imports by post.  
 (a) Figures relate to six months October, 1933, to March, 1934.  
 (g) Inclusive, up to December, 1932, of duty collected on item No. 22(1).

No. 15—continued

GROSS amount of CUSTOMS duty COLLECTED on the PRINCIPAL and other articles of IMPORTED MERCHANDISE subject to duty, in each OFFICIAL year from 1931-32 to 1935-36—continued

| ARTICLES   | 1931-32     | 1932-33     | 1933-34      | 1934-35     | 1935-36     |
|--|-------------|-------------|--------------|-------------|-------------|
| The First Schedule—Import Tariff—contd.  |             |             |              |             |             |
| SECTION V.   |             |             |              |             |             |
| Mineral Products.  |             |             |              |             |             |
| 25(1). Salt . . . . .  | 2,91,55,615 | 3,24,16,836 | 2,76,04,454  | 2,38,20,018 | 2,54,66,917 |
| 25(3). The following building and engineering materials, namely, chalk, lime and clay (r) . . . . .  | —           | 12,025      | 53,608       | 59,436      | 67,707      |
| 25(4). Cement not otherwise specified*—  |             |             |              |             |             |
| At standard rate . . . . .   | —           | —           | —            | 6,702       | 40,382      |
| „ preferential rate . . . . .  | —           | —           | —            | 8,137       | 45,627      |
| TOTAL . . . . .  | —           | —           | —            | 14,839      | 86,009      |
| 25(5). Portland cement excluding white Portland cement—  |             |             |              |             |             |
| At standard rate . . . . .   | —           | —           | (a) 2,92,262 | 3,75,552    | 1,94,059    |
| „ preferential rate . . . . .  | —           | —           | (a) 2,46,227 | 6,05,451    | 6,14,673    |
| TOTAL . . . . .  | 10,43,481   | 11,51,019   | 10,16,461    | 9,81,008    | 8,08,732    |
| 25(7). Marble and stone not otherwise specified (e) . . . . .  | —           | —           | —            | 32,309      | 1,80,066    |
| 27. Coal, coke and patent fuel . . . . .   | 86,208      | 31,599      | 49,462       | 44,516      | 48,968      |
| 27(1). Asphalt†—   |             |             |              |             |             |
| At standard rate . . . . .   | —           | —           | (a) 3,11,439 | 3,38,534    | 5,52,765    |
| „ preferential rate . . . . .  | —           | —           | —            | 16,436      | 1,290       |
| TOTAL . . . . .  | —           | 2,62,046    | 5,12,406     | 4,04,969    | 5,54,055    |
| 27(2). Pitch and Tar . . . . .   | 1,73,398    | 1,79,093    | 1,26,576     | 93,614      | 78,306      |
| 27(3). All sorts of mineral oils not otherwise specified (f) . . . . .   | 30,19,910   | 30,39,336   | 6,70,326     | 1,92,152    | 2,43,028    |
| 27(4). Kerosene, also any mineral oil other than kerosene and motor spirit which has its flashing point below one hundred degrees of Fahrenheit's thermometer by Abel's close test   | 1,79,95,637 | 1,45,35,466 | 1,25,77,055  | 1,63,00,564 | 1,49,25,436 |
| 27(5). Mineral Oil, not included in Item No. 27 (4) or Item No. 27 (6) which is suitable for use as an illuminant in wick lamps†   | —           | —           | 139          | 1,05,851    | 24,557      |
| 27(6). Motor Spirit . . . . .  | 67,11,656   | 29,09,135   | 10,19,512    | 4,99,100    | 8,24,102    |
| 27(7). Mineral oil—  |             |             |              |             |             |
| (a) which has its flashing point at or above two hundred degrees of Fahrenheit's thermometer, and is ordinarily used for the batching of jute or other fibres . . . . .  | 4,82,624    | 4,61,293    | 5,40,337     | 5,43,160    | 5,78,381    |
| (b) which has its flashing point at or above one hundred and fifty degrees of Fahrenheit's thermometer, is not suitable for use as an illuminant in wick lamps, and is such as is not ordinarily used except as fuel or for some sanitary or hygienic purposes . . . . . | 16,35,044   | 18,58,672   | 18,77,668    | 20,48,665   | 22,22,273   |
| 27(8). Lubricating oil, that is, oil such as is not ordinarily used for any other purpose than lubrication, excluding any mineral oil which has its flashing point below two hundred degrees of the Fahrenheit's thermometer by Abel's close test—                       |             |             |              |             |             |
| At standard rate . . . . .   | —           | —           | (a) 8,79,783 | 13,67,664   | 14,42,143   |
| „ preferential rate . . . . .  | —           | —           | (a) 18,765   | 40,597      | 57,240      |
| TOTAL . . . . .  | 10,58,667   | 11,10,712   | 15,40,959    | 14,08,261   | 14,99,383   |
| TOTAL SECTION V . . . . .  | 6,02,62,235 | 5,79,67,232 | 4,75,89,458  | 4,65,54,517 | 4,70,03,970 |

\* Separately recorded from January, 1935. Figures prior to January, 1935, are included in Item No. 59.

† Separately recorded from January, 1934.

‡ Separately recorded from January, 1933.

(a) Figures relate to six months, October, 1933, to March, 1934.

(r) Figures prior to January, 1935, included in Item No. 59.

(e) Figures prior to January, 1935, included in Item No. 58.

(f) Inclusive, up to December, 1932, of duty collected on vegetable non-essential oils and certain kinds of animal, natural and essential oils.

GROSS amount of CUSTOMS duty COLLECTED on the PRINCIPAL and other articles of IMPORTED MERCHANDISE subject to duty, in each OFFICIAL year from 1931-32 to 1935-36—continued

| ARTICLES   | 1931-32       | 1932-33   | 1933-34       | 1934-35   | 1935-36   |
|--|---------------|-----------|---------------|-----------|-----------|
| The First Schedule—Import Tariff—contd.  |               |           |               |           |           |
| SECTION VI.  |               |           |               |           |           |
| Chemical and Pharmaceutical Products; Colours and Varnishes; Perfumery; Soap; Candles and the Like; Glues and Gelatines; Explosives; Fertilisers.  |               |           |               |           |           |
| 28. Chemicals, Drugs and Medicines, all sorts not otherwise specified*—  |               |           |               |           |           |
| At standard rate . . . . .   | —             | —         | (a) 24,88,786 | 47,97,735 | 51,70,314 |
| „ preferential rate . . . . .  | —             | —         | (a) 19,42,837 | 27,97,067 | 41,08,089 |
| TOTAL . . . . .  | —             | 18,78,731 | 78,61,725     | 85,94,802 | 92,76,353 |
| 28(2). Copperas, green (ferrous sulphate) . . . . .  |               |           |               |           |           |
|  | 260           | 501       | 553           | 262       | 267       |
| 28(4) Liquid Gold for glass-making **—   |               |           |               |           |           |
| At standard rate . . . . .   | —             | —         | (a) 2,430     | 6,532     | ..        |
| „ preferential rate . . . . .  | —             | —         | ..            | ..        | ..        |
| TOTAL . . . . .  | —             | —         | 2,430         | 6,532     | ..        |
| 28(5). Heavy Chemicals, the following, namely:—  |               |           |               |           |           |
| Magnesium chloride (v) . . . . .   | 2,66,733      | 4,48,220  | 17,537        | 22,859    | 14,430    |
| 28(6). The following Chemicals, namely:—Alum (ammonia alum, potash alum and soda alum) and magnesium sulphate or hydrated magnesium sulphate (v)   |               |           |               |           |           |
|  | —             | —         | 8,198         | 22,182    | 24,075    |
| 28(7). The following Chemicals, namely, cadmium sulphide, cobalt oxide, selenium, uranium oxide and zinc oxide*—   |               |           |               |           |           |
| At standard rate . . . . .   | —             | —         | (a) 18,745    | 45,087    | 43,109    |
| „ preferential rate . . . . .  | —             | —         | (a) 11,956    | 62,525    | 79,761    |
| TOTAL . . . . .  | —             | 3,587     | 49,454        | 1,07,612  | 1,22,870  |
| 28(8). The following Chemicals, Drugs and Medicines, namely, acetic, carbolic, citric and oxalic acids, naphthalene, potassium chlorate and potassium cyanide, bicarbonate of soda, borax, sodium silicate, arsenic, calcium carbide, glycerine, lead, magnesium and zinc compounds not otherwise specified, aloes, asafoetida, cocaine, sarsaparilla and storax (w) |               |           |               |           |           |
|  | (y) 82,26,402 | 72,48,599 | 12,57,202     | 12,16,507 | 18,78,609 |
| 28(9). Saccharine (except in tablets) and other substances of a like nature or use to saccharine . . . . .   |               |           |               |           |           |
|  | 2,34,015      | 2,34,167  | 2,09,553      | 1,91,223  | 3,08,708  |
| 28(10). Saccharine tablets . . . . .   |               |           |               |           |           |
|  | 10,144        | 10,676    | 6,219         | 13,042    | 13,878    |
| 28(11). Alkaloids of Opium and their derivatives† . . . . .  |               |           |               |           |           |
|  | —             | —         | —             | 1,497     | 7,538     |
| 28(14). Toilet Requisites not otherwise specified—   |               |           |               |           |           |
| At standard rate . . . . .   | —             | —         | (a) 5,85,156  | 12,11,107 | 11,47,092 |
| „ preferential rate . . . . .  | —             | —         | (a) 2,33,746  | 4,92,707  | 5,08,215  |
| TOTAL . . . . .  | 10,56,688     | 14,64,177 | 15,14,858     | 17,03,814 | 16,55,807 |
| 29. Cinematograph Films not exposed‡—  |               |           |               |           |           |
| At standard rate . . . . .   | —             | —         | (a) 1,90,878  | 3,87,313  | 3,08,417  |
| „ preferential rate . . . . .  | —             | —         | (a) 24,471    | 91,687    | 1,24,863  |
| TOTAL . . . . .  | 2,34,009      | 2,72,178  | 2,64,666      | 4,79,000  | 4,38,280  |
| 29(1). Cinematograph Films, exposed‡ . . . . .   |               |           |               |           |           |
|  | 5,39,165      | 6,76,192  | 9,16,571      | 8,80,483  | 9,05,926  |
| 30. Paints, colours and painters' materials, all sorts not otherwise specified, including paints, solutions and compositions containing dangerous petroleum within the meaning of the Indian Petroleum Act, 1934(z)—   |               |           |               |           |           |
| At standard rate . . . . .   | —             | —         | (a) 3,38,657  | 6,07,847  | 7,18,679  |
| „ preferential rate . . . . .  | —             | —         | (a) 4,95,668  | 8,70,333  | 8,38,034  |
| TOTAL . . . . .  | —             | 5,54,905  | 17,03,850     | 14,78,180 | 15,57,513 |

\* Figures prior to January, 1933, included in Item No. 28 (8).  
 † Figures prior to January, 1935, included in Item No. 13(6).  
 \*\* Separately recorded from April, 1933, and is inclusive up to December, 1934, of duty collected on Item No. 59(6).  
 ‡ Includes imports by post.  
 (a) Figures relate to six months, October, 1933, to March, 1934.  
 (w) Liable to protective duties under the Heavy Chemical Industries (Protection) Act, 1931, with effect from 1st October, 1931, protection in the case of other chemicals having ceased after 31st March, 1933.  
 (r) Recorded separately from January, 1934.  
 (x) Inclusive, up to December, 1932, of duty collected on Items Nos. 29 and 28(7).  
 (y) Includes, up to September, duty on Item No. 31(4).  
 (z) Figures prior to January, 1933, included in Item No. 13.

No. 15—continued

GROSS amount of CUSTOMS duty COLLECTED on the PRINCIPAL and other articles of IMPORTED MERCHANDISE subject to duty, in each OFFICIAL year from 1931-32 to 1935-36—continued

| ARTICLES  | 1931-32   | 1932-33   | 1933-34      | 1934-35   | 1935-36   |
|---|-----------|-----------|--------------|-----------|-----------|
| <b>The First Schedule—Import Tariff—contd.</b>  |           |           |              |           |           |
| <b>SECTION VI—contd.</b>  |           |           |              |           |           |
| <b>Chemicals and Pharmaceutical Products: Colours and Varnishes; Perfumery; Soap; Candles and the Like; Glues and Gelatines; Explosives; Fertilisers—contd.</b>   |           |           |              |           |           |
| 30(1). Dyes derived from coal-tar, and coal-tar derivatives, used in any dyeing process†  | 11,04,967 | 17,23,698 | 23,64,495    | 32,37,083 | 34,26,307 |
| 30(2). Paints, colours and painters' materials, the following, namely:—Red lead, genuine dry, genuine moist and reduced moist, White lead, genuine dry, Zinc white, genuine dry, and paints, other sorts, coloured, moist*— |           |           |              |           |           |
| At standard rate  | —         | —         | 57,096       | 2,01,911  | 3,55,492  |
| „ preferential rate   | —         | —         | 20,184       | 1,46,838  | 1,47,439  |
| <b>TOTAL</b>  | —         | —         | 77,280       | 4,38,749  | 5,02,931  |
| 30(3). Paints, colours and painters' materials, the following, namely:—Red lead, reduced dry, White lead, genuine moist and reduced dry or moist, Zinc white, genuine moist and Zinc white, reduced dry or moist*           | —         | —         | 94,849       | 2,76,598  | 2,74,812  |
| 30(4). The following Paints, colours and painters' materials, namely, barytes, turpentine, turpentine substitute, and varnish not containing dangerous petroleum within the meaning of the Indian Petroleum Act, 1934‡      | —         | 91,732    | 4,32,349     | 3,67,448  | 3,25,113  |
| 30(5). Plumbago and graphite‡—  |           |           |              |           |           |
| At standard rate  | —         | —         | (a) 14,396   | 21,506    | 26,505    |
| „ preferential rate   | —         | —         | (a) 8,795    | 8,292     | 8,282     |
| <b>TOTAL</b>  | —         | 9,417     | 32,071       | 29,798    | 34,787    |
| 30(6). Printers' ink  | 40,480    | 55,978    | 65,302       | 72,163    | 88,860    |
| 30(7). Lead pencils*—   |           |           |              |           |           |
| At standard rate  | —         | —         | 52,339       | 2,49,792  | 3,57,229  |
| „ preferential rate   | —         | —         | 1,209        | 10,052    | 17,562    |
| <b>TOTAL</b>  | —         | —         | 53,548       | 2,59,844  | 3,74,791  |
| 30(8). Slate pencils‡   | —         | 18,678    | 25,238       | 69,627    | 57,021    |
| 31. Natural Essential Oils, all sorts not otherwise specified‡—   |           |           |              |           |           |
| At standard rate  | —         | —         | (a) 85,947   | 69,275    | 77,472    |
| „ preferential rate   | —         | —         | (a) 8,269    | 8,089     | 8,323     |
| <b>TOTAL</b>  | —         | 24,020    | 77,341       | 77,364    | 85,795    |
| 31(1). The following Natural Essential Oils, namely, citronella, cinnamon, and cinnamon leaf‡—  |           |           |              |           |           |
| At standard rate  | —         | —         | (a) 7,091    | 14,505    | 15,506    |
| „ preferential rate   | —         | —         | (a) 7,437    | 14,489    | 13,265    |
| <b>TOTAL</b>  | —         | 8,328     | 26,552       | 28,994    | 28,771    |
| 31(2). The following Natural Essential Oils, namely, almond, bergamot, gajupattil, camphor, cloves, eucalyptus, lavender, lemon, otto-rose and peppermint ‡   | —         | —         | —            | 26,084    | 1,01,423  |
| 31(3). Essential Oils, synthetic‡—  |           |           |              |           |           |
| At standard rate  | —         | —         | (a) 69,951   | 1,61,624  | 1,95,139  |
| „ preferential rate   | —         | —         | (a) 8,545    | 8,134     | 13,226    |
| <b>TOTAL</b>  | —         | 46,218    | 1,46,250     | 1,69,758  | 2,08,365  |
| 31(4). Camphor**  | 6,36,165  | 11,11,863 | 11,14,904    | 9,66,204  | 10,26,456 |
| 31(5). Perfumery, not otherwise specified   | 74,577    | 91,589    | 59,567       | 47,430    | 43,020    |
| 32. Soap not otherwise specified ‡  | 19,52,939 | 18,88,777 | 8,34,083     | 41,491    | 41,066    |
| 32(1). Soap, toilet‡  |           |           |              |           |           |
| At standard rate  | —         | —         | (a) 2,17,448 | 2,89,333  | 2,44,397  |
| „ preferential rate   | —         | —         | (a) 2,89,231 | 5,97,252  | 5,99,334  |
| <b>TOTAL</b>  | —         | 1,83,365  | 9,08,351     | 8,86,585  | 8,40,731  |

\* Separately recorded from January, 1934.

† Dutiable from 30th September, 1931.

‡ Separately recorded from January, 1933.

\*\* Separately recorded from 30th September, 1931. Figures prior to that date included in Item No. 23(3).

‡ Inclusive upto December, 1933, of duty collected on Item No. 32(2).

‡ Recorded separately from January, 1935.

(a) Figures relate to six months, October, 1933, to March, 1934.

GROSS amount of CUSTOMS duty COLLECTED on the PRINCIPAL and other articles of IMPORTED MERCHANDISE subject to duty, in each OFFICIAL year from 1931-32 to 1935-36—continued

| ARTICLES   | 1931-32     | 1932-33     | 1933-34      | 1934-35     | 1935-36     |
|--|-------------|-------------|--------------|-------------|-------------|
|  | R           | R           | R            | R           | R           |
| <b>The First Schedule—Import Tariff—contd.</b>   |             |             |              |             |             |
| <b>SECTION VI—contd.</b>   |             |             |              |             |             |
| Chemical and Pharmaceutical Products; Colours and Varnishes; Perfumery; Soap; Candles and the Like; Glass and Gelatines; Explosives; Fertilisers—contd.                              |             |             |              |             |             |
| 32(2). Soap, household and laundry*  | —           | —           | 8,88,830     | 8,41,398    | 74,506      |
| 32(3). Polishes and compositions   | 4,62,770    | 5,07,896    | 5,52,586     | 5,66,377    | 6,26,578    |
| 32(4). Candles   | 24,583      | 23,166      | 9,512        | 11,306      | 17,722      |
| 33. Glue, not otherwise specified—†  |             |             |              |             |             |
| At standard rate   | —           | —           | (d) 69,420   | 83,921      | 1,00,400    |
| „ preferential rate  | —           | —           | (d) 8,818    | 16,559      | 28,977      |
| <b>TOTAL</b>   | —           | 27,631      | 1,40,239     | 1,00,480    | 1,29,437    |
| 33(1). Glue, clarified, liquid ‡   | —           | —           | —            | 280         | 1,380       |
| 34. Gunpowder for cannons, rifles, guns, pistols and sporting purposes   | 41,086      | 34,619      | 36,252       | 29,199      | 51,326      |
| 34(1). Explosives, namely, blasting gunpowder, blasting gelatine, blasting dynamite, blasting roborite, blasting tonite, and all other sorts, including detonators and blasting fuse | 4,32,874    | 3,68,068    | 4,07,056     | 5,36,976    | 5,99,361    |
| 34(2). Fireworks specially prepared as danger or distress lights for the use of ships  | 5,011       | 3,583       | 4,981        | 5,586       | 8,761       |
| 34(3). Fireworks, not otherwise specified  | 1,80,356    | 3,90,115    | 4,02,881     | 4,41,669    | 5,76,099    |
| 34(4). Matches, undipped splints and veneers—  |             |             |              |             |             |
| (a) Matches  | 1,08,078    | 40,015      | 20,495       | 23,053      | 7,310       |
| (b) Undipped splints such as are ordinarily used for match-making  | ..          | 16          | 45           | 84          | ..          |
| (c) Veneers such as are ordinarily used for making boxes, including boxes and parts of boxes made of such veneers  | 52          | 525         | 48           | ..          | ..          |
| <b>TOTAL SECTION VI</b>  | 1,56,47,353 | 1,94,45,195 | 2,22,10,823  | 2,42,69,423 | 2,58,09,178 |
| <b>SECTION VII.</b>  |             |             |              |             |             |
| Hides, Skins, Leather, Fur Skins and Manufactures of these Materials.  |             |             |              |             |             |
| 36. Hides and skins not otherwise specified‡   | —           | —           | —            | 308         | 403         |
| 36(2). Skins (other than Fur Skins), tanned or dressed, and unwrought leather—§  |             |             |              |             |             |
| At standard rate   | —           | —           | —            | 1,09,324    | 3,90,186    |
| „ preferential rate  | —           | —           | —            | 14,417      | 51,024      |
| <b>TOTAL</b>   | —           | —           | —            | 1,23,741    | 4,41,210    |
| 37. The following leather manufactures, namely, saddlery, harness, trunks and bags (e)   | 4,68,600    | 5,87,878    | 65,202       | 54,475      | 40,445      |
| 37(1). Leather cloth including artificial leather, and other manufactures of leather not otherwise specified—  |             |             |              |             |             |
| At standard rate   | —           | —           | (d) 3,34,781 | 5,20,196    | 2,07,731    |
| „ preferential rate  | —           | —           | (d) 86,766   | 1,78,344    | 1,44,728    |
| <b>TOTAL</b>   | —           | 1,62,701    | 7,24,421     | 6,98,540    | 8,52,459    |
| 38. Fur Skins, dressed—¶   |             |             |              |             |             |
| At standard rate   | —           | —           | —            | 1,899       | 4,048       |
| „ preferential rate  | —           | —           | —            | 56          | 27          |
| <b>TOTAL</b>   | —           | —           | —            | 1,955       | 4,075       |
| <b>TOTAL SECTION VII</b>   | 4,68,600    | 7,00,074    | 7,89,623     | 8,74,014    | 8,98,592    |

\* Separately recorded from January, 1934. Figures prior to that month are included in Item No. 32.  
 † Recorded separately from January, 1933.  
 ‡ Separately recorded from January, 1935. Figures for previous years are included in Item No. 37.  
 § Separately recorded from January, 1935. Figures for previous years included in item No. 37(1).  
 || Recorded separately from January, 1938. Figures prior to that month are included in Item No. 37.  
 ¶ Recorded separately from January, 1935.  
 (d) Figures relate to six months, October, 1933 to March, 1934.  
 (e) Inclusive, up to December, 1932, of duty collected on Items Nos. 36, 36(2) and 37(1) and up to December, 1934, of duty collected on Item No. 36.

## No. 15—continued.

GROSS amount of CUSTOMS duty COLLECTED on the PRINCIPAL and other articles of IMPORTED MERCHANDISE subject to duty, in each OFFICIAL year from 1931-32 to 1935-36—continued

| ARTICLES  | 1931-32          | 1932-33            | 1933-34            | 1934-35            | 1935-36            |
|---|------------------|--------------------|--------------------|--------------------|--------------------|
| <b>The First Schedule.—Import Tariff—contd.</b>   |                  |                    |                    |                    |                    |
| <b>SECTION VIII</b>   |                  |                    |                    |                    |                    |
| <b>Rubber and Articles Made of Rubber.</b>  |                  |                    |                    |                    |                    |
| 39(1). Rubber tyres and tubes and other manufactures of rubber, not otherwise specified, excluding apparel and boots and shoes—   |                  |                    |                    |                    |                    |
| At standard rate  | —                | —                  | (a) 3,87,607       | 7,95,207           | 7,31,230           |
| „ preferential rate   | —                | —                  | (a) 2,43,467       | 5,58,639           | 4,76,252           |
| <b>TOTAL</b>  | <b>11,40,655</b> | <b>11,25,387</b>   | <b>11,27,600</b>   | <b>12,33,846</b>   | <b>12,07,482</b>   |
| Pneumatic rubber tyres and tubes—   |                  |                    |                    |                    |                    |
| At standard rate  | —                | —                  | (a) 10,11,073      | 13,88,653          | 11,01,276          |
| „ preferential rate   | —                | —                  | (a) 8,01,588       | 20,99,078          | 24,10,076          |
| <b>TOTAL</b>  | <b>34,12,037</b> | <b>37,57,404</b>   | <b>32,51,026</b>   | <b>34,87,731</b>   | <b>35,20,952</b>   |
| <b>TOTAL SECTION VIII</b>   | <b>45,52,692</b> | <b>48,83,291</b>   | <b>43,79,526</b>   | <b>47,71,577</b>   | <b>47,28,434</b>   |
| <b>SECTION IX</b>   |                  |                    |                    |                    |                    |
| <b>Wood and Cork and Wares of these Materials; Goods Made of Plaiting Materials.</b>  |                  |                    |                    |                    |                    |
| 40. Wood and Timber, all sorts, not otherwise specified, including all sorts of ornamental wood   | 11,29,705        | 9,90,289           | 10,38,851          | 8,75,377           | 7,24,013           |
| 40(1). Firewood   | 471              | 644                | 283                | 205                | 187                |
| 40(2). Furniture and cabinetware, not otherwise specified, excluding mouldings—   |                  |                    |                    |                    |                    |
| At standard rate  | —                | —                  | (a) 70,925         | 1,34,645           | 1,10,049           |
| „ preferential rate   | —                | —                  | (a) 47,761         | 1,06,316           | 83,295             |
| <b>TOTAL</b>  | <b>15,77,552</b> | <b>12,34,023</b>   | <b>2,06,269</b>    | <b>2,40,961</b>    | <b>1,93,344</b>    |
| 40(3). Tea chests and parts and fittings thereof*   | —                | —                  | 12,69,153          | 13,86,665          | 14,74,911          |
| 41. Cork manufactures not otherwise specified†—   |                  |                    |                    |                    |                    |
| At standard rate  | —                | —                  | (a) 83,258         | 1,90,838           | 1,71,589           |
| „ preferential rate   | —                | —                  | (a) 4,952          | 12,535             | 11,143             |
| <b>TOTAL</b>  | <b>—</b>         | <b>29,968</b>      | <b>1,53,425</b>    | <b>2,03,368</b>    | <b>1,82,732</b>    |
| 42. Furniture of wickerwork or bamboo.‡—  |                  |                    |                    |                    |                    |
| At standard rate  | —                | —                  | —                  | 586                | 1,827              |
| „ preferential rate   | —                | —                  | —                  | 110                | 1,114              |
| <b>TOTAL</b>  | <b>—</b>         | <b>—</b>           | <b>—</b>           | <b>696</b>         | <b>2,941</b>       |
| <b>TOTAL SECTION IX</b>   | <b>27,07,728</b> | <b>22,54,924</b>   | <b>26,67,981</b>   | <b>26,57,272</b>   | <b>25,78,128</b>   |
| <b>SECTION X</b>  |                  |                    |                    |                    |                    |
| <b>Paper and its Applications.</b>  |                  |                    |                    |                    |                    |
| 43. Wood pulp §   | 19,154           | 8,80,143           | 11,48,770          | 11,00,901          | 8,66,383           |
| 44. Paper, including chrome, marble, flint, poster and stereo printing paper; articles made of paper and papier maché; pasteboard, millboard and cardboard, all sorts, other than strawboard—   |                  |                    |                    |                    |                    |
| At standard rate  | —                | —                  | (a) 16,21,022      | 32,01,460          | 29,06,010          |
| „ preferential rate   | —                | —                  | (a) 6,59,358       | 10,91,275          | 4,84,764           |
| <b>TOTAL</b>  | <b>61,00,331</b> | <b>74,57,482</b>   | <b>45,29,980</b>   | <b>42,92,735</b>   | <b>33,90,774</b>   |
| 44(1) Printing paper (excluding chrome, marble, flint, poster and stereo), all sorts which contain no mechanical wood pulp or in which the mechanical wood pulp amounts to less than 70 per cent of the fibre content   | 20,35,229        | 21,19,120          | 23,60,011          | 17,68,423          | 7,94,568           |
| 44(2). Printing paper, all sorts, not otherwise specified, which contain mechanical wood pulp amounting to not less than 70 per cent of the fibre content; and strawboard, all sorts ¶  | —                | (b) 64,475         | 15,60,652          | 15,46,546          | 19,52,531          |
| 44(3). Writing paper ¶  | —                | —                  | —                  | 2,88,476           | 13,99,041          |
| 44(4). Newspapers, old, in bales and bags†  | —                | 2,60,970           | 9,26,217           | 11,10,213          | 10,45,538          |
| 45. Stationery including drawing and copy books, labels, advertising circulars, sheet or card almanacs and calendars, Christmas, Easter and other cards, including cards in booklet forms; including also waste paper but excluding paper and stationery otherwise specified**— |                  |                    |                    |                    |                    |
| At standard rate  | —                | —                  | —                  | 2,92,738           | 10,70,315          |
| „ preferential rate   | —                | —                  | —                  | 1,80,040           | 7,88,842           |
| <b>TOTAL</b>  | <b>—</b>         | <b>—</b>           | <b>—</b>           | <b>4,72,778</b>    | <b>18,59,157</b>   |
| 45(2). Prints, Engravings and Pictures (including photographs and picture post cards) on paper or cardboard††   | 1,60,685         | 1,03,200           | 1,05,933           | 1,17,011           | 95,441             |
| <b>TOTAL SECTION X</b>  | <b>84,05,849</b> | <b>1,08,85,390</b> | <b>1,06,31,563</b> | <b>1,06,97,083</b> | <b>1,14,04,433</b> |

\* Separately recorded from April, 1933.

† Separately recorded from January, 1933.

‡ Separately recorded from January, 1935.

§ Liable to protective duties from the 5th March, 1932.

¶ Figures prior to 1933-34 are included in Item No. 44.

\*\* Figures prior to January, 1935 included in Item No. 44(1).

†† Figures prior to January, 1935 included in Item No. 44.

‡‡ Inclusive up to December 1934 of duty collected on Item No. 86.

(a) Figures relate to six months, October, 1933 to March, 1934.

(b) Represents figures for strawboards only during January, February and March.



GROSS amount of CUSTOMS duty COLLECTED on the PRINCIPAL and other articles of IMPORTED MERCHANDISE subject to duty, in each OFFICIAL year from 1931-32 to 1935-36—continued

| ARTICLES  | 1931-32         | 1932-33         | 1933-34     | 1934-35     | 1935-36     |
|---|-----------------|-----------------|-------------|-------------|-------------|
|   | R               | R               | R           | R           | R           |
| The First Schedule—Import Tariff—contd.   |                 |                 |             |             |             |
| SECTION XI.   |                 |                 |             |             |             |
| Textile Materials and Textile Goods.  |                 |                 |             |             |             |
| 46. Silk, raw (excluding silk waste and noils), and silk cocoons . . . . .  | 15,92,197*      | 28,14,747       | 17,89,520   | 30,70,728   | 33,45,358   |
| 46(1). Silk waste and noils† . . . . .  | —               | —               | —           | 9,424       | 613         |
| 46(3). Cotton, raw‡ . . . . .   | 29,10,278       | 55,91,488       | 30,37,952   | 38,91,100   | 58,41,010   |
| 46(4). Textile materials, the following:—   |                 |                 |             |             |             |
| Raw flax, hemp, jute and all other unmanufactured textile materials not otherwise specified (b) .   | 1,84,440        | 3,05,701        | 1,42,047    | 82,859      | 53,532      |
| 46(5). Sisal and Aloe fibres—   |                 |                 |             |             |             |
| At standard rate . . . . .  | —               | —               | (a) 1,664   | 888         | 1,823       |
| „ preferential rate . . . . .   | —               | —               | (a) 555     | 247         | 681         |
| TOTAL . . . . .   | —               | 886             | 3,035       | 1,080       | 2,504       |
| 47. Silk yarn including thrown silk warps but excluding sewing thread and yarn spun from silk waste or noils . . . . .                              | 11,42,089       | 21,55,196       | 12,02,614   | 4,42,083    | 2,74,784    |
| 47(1). Silk yarn spun from waste or noils and silk sewing thread† . . . . .   | —               | —               | —           | 15,81,288   | 18,79,073   |
| 47(2). Artificial silk yarn and thread . . . . .  | 11,46,530       | 17,14,260       | 15,70,206   | 31,37,611   | 23,62,210   |
| 47(3). Woollen yarn not otherwise specified—  |                 |                 |             |             |             |
| At standard rate . . . . .  | —               | —               | —           | 4,100       | 4,141       |
| „ preferential rate . . . . .   | —               | —               | —           | 2,055       | 4,983       |
| TOTAL . . . . .   | —               | —               | —           | 6,155       | 9,124       |
| 47(4). Woollen yarn for weaving and knitting wool—  |                 |                 |             |             |             |
| At standard rate . . . . .  | —               | —               | (a) 95,010  | 14,39,809   | 8,74,095    |
| „ preferential rate . . . . .   | —               | —               | (a) 91,705  | 2,52,431    | 1,18,554    |
| TOTAL . . . . .   | —               | 89,610          | 6,73,289    | 16,92,040   | 9,92,649    |
| 47(5). Cotton thread other than sewing or darning thread (c) . . . . .  | 8,89,061        | 16,94,428       | 18,56,382   | 3,38,500    | 3,09,076    |
| 47(6). Cotton twist and yarn, and cotton sewing or darning thread—  |                 |                 |             |             |             |
| (i) of British manufacture (f) . . . . .  | —               | —               | —           | 8,71,720    | 8,93,565    |
| (ii) not of British manufacture (f) . . . . .   | —               | —               | —           | 21,43,681   | 31,88,412   |
| TOTAL . . . . .   | 87,22,269       | 54,87,859       | 40,16,890   | 32,57,769   | 40,81,977   |
| 47(7). Twist and yarn of flax or jute (e) . . . . .   | 3,57,955        | 3,66,627        | 3,93,440    | 93,177      | 12,930      |
| 47(8). Yarn (excluding cotton yarn) such as is ordinarily used for the manufacture of belting for machinery . . . . .                               | 1,256           | 161             | 920         | 2,658       | 661         |
| 48. Fabrics, not otherwise specified, containing more than 90 per cent of silk, including such fabrics embroidered with artificial silk . . . . .   | (d) 1,09,45,173 | (d) 2,51,23,854 | 1,28,18,424 | 89,59,717   | 67,50,929   |
| 48(1). Fabrics not otherwise specified containing more than 90 per cent of artificial silk—   |                 |                 |             |             |             |
| (a) of British manufacture (f) . . . . .  | —               | —               | —           | 80,248      | 67,706      |
| (b) not of British manufacture (f) . . . . .  | —               | —               | —           | 1,02,04,396 | 1,30,28,244 |
| TOTAL . . . . .   | —               | **4,00,916      | 68,22,645   | 1,10,56,698 | 1,30,90,950 |
| 48(2). Woollen fabrics, not otherwise specified, containing more than 90 per cent of wool, excluding felt and fabrics made of shoddy or waste wool— |                 |                 |             |             |             |
| At standard rate . . . . .  | —               | —               | 1,15,194    | 37,04,682   | 15,32,209   |
| „ preferential rate . . . . .   | —               | —               | 77,702      | 11,14,894   | 10,67,007   |
| TOTAL . . . . .   | —               | —               | 1,92,896    | 48,19,576   | 25,99,216   |

\* Excludes figure for silk-cocoons.  
† Separately recorded from May, 1934.  
‡ Separately recorded from January, 1935.  
§ Separately recorded from January, 1933.  
|| Separately recorded from January, 1934.  
¶ Dutiable from 30th September, 1931.  
\*\* Represents collection for March only.  
(a) Figures relate to six months October, 1933 to March, 1934.  
(b) Inclusive up to December, 1932 of duty collected on Sisal, aloe and coir fibre.  
(c) Includes figures for "all other manufactured cotton goods not otherwise specified" during 1932-33, 1933-34 and April, 1934.  
(d) Includes figures for Item No. 48(1) from October, 1931 to February, 1933.  
(e) Represents "Flax, twist and yarn" up to December, 1934.  
(f) Figures prior to May, 1934 are not separately available but are included in the total below.

No. 15—continued

GROSS amount of CUSTOMS duty COLLECTED on the PRINCIPAL and other articles of IMPORTED MERCHANDISE subject to duty, in each OFFICIAL year from 1931-32 to 1935-36—continued

| ARTICLES   | 1931-32     | 1932-33     | 1933-34     | 1934-35     | 1935-36     |
|--|-------------|-------------|-------------|-------------|-------------|
|  | R           | R           | R           | R           | R           |
| The First Schedule—Import Tariff—contd.  |             |             |             |             |             |
| SECTION XI—contd.  |             |             |             |             |             |
| Textile Materials and Textile Goods—contd.   |             |             |             |             |             |
| 43 (3). Cotton fabrics not otherwise specified, containing more than 90 per cent of cotton—  |             |             |             |             |             |
| (a) Grey piece-goods (excluding bordered grey chadars, dhuties, saris and scarves)—  |             |             |             |             |             |
| (i) of British manufacture . . . . .   | 12,68,668   | 21,52,445   | 11,08,081   | 8,09,881    | 6,69,668    |
| (ii) not of British manufacture . . . . .  | 81,71,971   | 1,27,44,006 | 86,64,430   | 93,24,478   | 1,21,96,236 |
| (b) Cotton piece-goods and fabrics not otherwise specified—  |             |             |             |             |             |
| (i) of British manufacture . . . . .   | 1,67,46,588 | 2,78,96,148 | 1,09,34,327 | 2,78,28,590 | 2,14,10,278 |
| (ii) not of British manufacture . . . . .  | 1,09,00,568 | 2,24,71,586 | 1,68,79,151 | 1,41,42,538 | 1,92,80,982 |
| TOTAL . . . . .  | 8,70,87,780 | 6,52,64,185 | 4,60,85,989 | 5,16,05,432 | 5,85,63,108 |
| 43 (4). Fabrics, not otherwise specified, containing more than 10 per cent and not more than 90 per cent silk*   | —           | —           | —           | 88,11,096   | 29,01,254   |
| 43 (5). Fabrics, not otherwise specified, containing not more than 10 per cent silk but more than 10 per cent and not more than 90 per cent artificial silk—   |             |             |             |             |             |
| (i) of British manufacture †   | —           | —           | —           | 4,92,716    | 2,78,759    |
| (ii) not of British manufacture ‡  | —           | —           | —           | 17,38,850   | 14,51,545   |
| TOTAL . . . . .  | 18,51,110   | 47,68,779   | 44,78,272   | 27,19,669   | 17,80,304   |
| 43 (6). Fabrics, not otherwise specified, containing not more than 10 per cent silk or 10 per cent artificial silk, but containing more than 10 per cent but not more than 90 per cent wool†—  |             |             |             |             |             |
| At standard rate . . . . .   | —           | —           | 21,708      | 4,10,525    | 2,92,835    |
| „ preferential rate . . . . .  | —           | —           | 40,556      | 6,13,980    | 5,72,994    |
| TOTAL . . . . .  | —           | —           | 62,269      | 10,24,505   | 8,65,829    |
| 43 (7). Fabrics, not otherwise specified, containing not more than 10 per cent silk or 10 per cent artificial silk or 10 per cent wool, but containing more than 50 per cent cotton and not more than 90 per cent cotton**—  |             |             |             |             |             |
| (a) of British manufacture . . . . .   | —           | —           | —           | 2,922       | 5,713       |
| (b) not of British manufacture . . . . .   | —           | —           | —           | 6,701       | 1,817       |
| TOTAL . . . . .  | —           | —           | —           | 9,623       | 7,530       |
| 43 (8). Fabrics, not otherwise specified, containing not more than 10 per cent silk or 10 per cent artificial silk or 10 per cent wool or 50 per cent cotton**   | 31,85,702   | 15,885      | 2,03,694    | 78,597      | 79,259      |
| 43 (9). The following Cotton Fabrics, namely, Sateens including Italians of Sateen weave, velvets and velveteens and embroidered all-overs*—   |             |             |             |             |             |
| (a) of British manufacture . . . . .   | —           | —           | —           | 5,44,230    | 3,52,964    |
| (b) not of British manufacture . . . . .   | —           | —           | —           | 23,70,519   | 15,40,222   |
| TOTAL . . . . .  | —           | —           | —           | 29,14,749   | 18,93,206   |
| 43 (10). Fabrics containing gold or silver thread*   | —           | —           | —           | 21,022      | 41,342      |
| 49. Textile manufactures, the following articles when made wholly or mainly of any of the fabrics specified in item No. 43, 43 (1), 43 (3), 43 (4), 43 (5), 43 (7), 43 (9) or 43 (10):—bed sheets, bed spreads, bolster cases, counterpanes, cloths, table, cloths, tray, covers, bed, covers, table, dusters, glass-cloths, handkerchiefs, napkins, pillow cases, pillow slips, scarves, shirts, shawls, sacks (cotton), towels and umbrella coverings* | —           | —           | —           | 12,78,154   | 11,31,688   |
| 40 (1). Fents, not exceeding 4 yards in length, being <i>band fide</i> remnants of piece-goods or other fabrics*—  |             |             |             |             |             |
| At standard rate . . . . .   | —           | —           | —           | 24,78,075   | 22,46,121   |
| „ preferential rate . . . . .  | —           | —           | —           | 2,50,010    | 2,82,930    |
| TOTAL . . . . .  | —           | —           | —           | 27,27,085   | 24,76,101   |
| 40 (2). Ribbons*—  |             |             |             |             |             |
| At standard rate . . . . .   | —           | —           | —           | 1,84,296    | 1,15,102    |
| „ preferential rate . . . . .  | —           | —           | —           | 2,687       | 2,845       |
| TOTAL . . . . .  | —           | —           | —           | 1,86,983    | 1,17,947    |

\* Separately recorded from May, 1934.

† January, 1934.

‡ Includes figures for "all sorts of yarns and textile fabrics" during 1931-32.

§ Figures prior to May, 1934 are not separately available but are included in the total below.

GROSS amount of CUSTOMS duty COLLECTED on the PRINCIPAL and other articles of IMPORTED MERCHANDISE subject to duty, in each OFFICIAL year from 1931-32 to 1935-36—continued

| ARTICLES  | 1931-32     | 1932-33      | 1933-34      | 1934-35      | 1935-36      |
|---|-------------|--------------|--------------|--------------|--------------|
|   | R           | R            | R            | R            | R            |
| <b>The First Schedule—Import Tariff—contd.</b>  |             |              |              |              |              |
| <b>SECTION XI—contd.</b>  |             |              |              |              |              |
| <b>Textile Materials and Textile Goods—contd.</b>   |             |              |              |              |              |
| 49 (3). Blankets and rugs (other than floor rugs), excluding blankets and rugs made wholly or mainly from artificial silk**   | 26,93,952   | 51,37,343    | 9,75,032     | 15,80,220    | 11,92,488    |
| 49 (4). Woollen carpets, floor rugs, shawls and other manufactures of wool, not otherwise specified, including felt†—   |             |              | (a)12,40,313 | 11,70,663    | 8,43,387     |
| At standard rate . . . . .  | —           | —            | (a)6,87,150  | 1,86,702     | 1,09,000     |
| „ preferential rate . . . . .   | —           | —            | —            | —            | —            |
| <b>TOTAL</b>  | —           | 7,13,652     | 50,68,885    | 13,57,455    | 9,52,477     |
| 49 (5). Cotton braids or cords, the following, namely:—   |             |              |              | 75,665       | 47,107       |
| Ghoonsis and Muktakeeis* . . . . .  | —           | —            | —            | —            | —            |
| 50. Jute manufactures not otherwise specified . . . . .   | 48,893      | 44,049       | 35,043       | 27,029       | 50,787       |
| 50 (2). Hemp manufactures . . . . .   | 65,697      | 71,470       | 24,717       | 14,301       | 21,583       |
| 50 (3). Cotton, hair and canvas ply belting for machinery . . . . .   | 1,32,534    | 1,75,768     | 1,46,670     | 1,00,528     | 1,73,811     |
| 50 (5). Oil cloth and floor cloth—  |             |              |              |              |              |
| At standard rate . . . . .  | —           | —            | (a)24,458    | 87,593       | 1,03,012     |
| „ preferential rate . . . . .   | —           | —            | (a)30,862    | 76,656       | 67,704       |
| <b>TOTAL</b>  | 1,90,142    | 2,10,065     | 1,38,418     | 1,64,249     | 1,70,716     |
| 50 (6). Cordage, rope and twine of vegetable fibre other than jute and cotton, not otherwise specified—   |             |              |              |              |              |
| At standard rate . . . . .  | —           | —            | (a)49,018    | 1,09,770     | 1,47,965     |
| „ preferential rate . . . . .   | —           | —            | (a)34,644    | 50,468       | 60,870       |
| <b>TOTAL</b>  | 1,57,554    | 1,18,505     | 1,56,739     | 1,60,247     | 2,08,835     |
| 50 (7). Mats and Matting, not otherwise specified . . . . .   | 93,444      | 1,13,935     | 1,22,591     | 1,47,625     | 1,60,084     |
| 50 (8). Coir fibre, coir yarn and coir mats and matting†—   |             |              |              |              |              |
| At standard rate . . . . .  | —           | —            | (a)2,590     | 3,654        | 4,651        |
| „ preferential rate . . . . .   | —           | —            | (a)11,795    | 16,297       | 12,534       |
| <b>TOTAL</b>  | —           | 6,246        | 24,282       | 19,951       | 17,235       |
| 51. Socks and stockings made wholly or mainly from silk or artificial silk†—  |             |              |              |              |              |
| At standard rate . . . . .  | —           | —            | —            | 1,33,694     | 2,59,008     |
| „ preferential rate . . . . .   | —           | —            | —            | 29,892       | 27,436       |
| <b>TOTAL</b>  | —           | —            | —            | 2,13,086     | 2,86,444     |
| 51 (1). Woollen hosiery and woollen knitted apparel, that is to say, all hosiery and knitted apparel containing not less than 15 per cent of wool by weight†—   |             |              |              |              |              |
| At standard rate . . . . .  | —           | —            | 28,981       | 7,99,282     | 7,72,517     |
| „ preferential rate . . . . .   | —           | —            | 7,246        | 1,53,785     | 1,34,702     |
| <b>TOTAL</b>  | —           | —            | 31,227       | 9,53,067     | 9,07,219     |
| 51 (2). Cotton hosiery, the following, namely:—   |             |              |              |              |              |
| Cotton undershirts, knitted or woven, and cotton socks or stockings . . . . .   | 12,47,234   | 17,95,221    | 20,86,864    | 27,55,559    | 15,98,638    |
| 51 (3). Cotton knitted fabric* . . . . .  | —           | —            | —            | 19,868       | 21,509       |
| 52. Apparel, hosiery, haberdashery, millinery and drapery, not otherwise specified†—  |             |              |              |              |              |
| At standard rate . . . . .  | —           | —            | (a)7,15,317  | 29,61,930    | 26,87,290    |
| „ preferential rate . . . . .   | —           | —            | (a)1,51,901  | 5,64,733     | 4,97,678     |
| <b>TOTAL</b>  | 35,15,941   | 30,14,383    | 14,69,690    | 35,26,663    | 31,84,968    |
| 52 (1). Silk or artificial silk goods used or required for medical purposes, namely:—silk or artificial silk ligatures; elastic silk or artificial silk hosiery, elbow pieces, thigh pieces, knee caps, leggings, socks, anklets stockings, suspensory bandages, silk or artificial silk abdominal belts, silk or artificial silk web catheter tubes, and oiled silk or artificial silk | 241         | 184          | 2,501        | 1,449        | 709          |
| 52. Textile manufactures, not otherwise specified††—  |             |              |              |              |              |
| At standard rate . . . . .  | —           | —            | —            | 4,17,853     | 4,92,167     |
| „ preferential rate . . . . .   | —           | —            | —            | 5,33,825     | 6,31,662     |
| <b>TOTAL</b>  | —           | —            | —            | 9,51,678     | 11,24,029    |
| <b>TOTAL SECTION XI</b>   | 7,25,11,422 | 12,72,12,361 | 9,51,33,173  | 12,04,07,692 | 11,77,31,838 |

\* Separately recorded from May, 1934.  
 \*\* Inclusive, up to December, 1932, of duty collected on "woollen yarn and other manufactures of wool".  
 † Separately recorded from January, 1933.  
 ‡ " " " " " 1935.  
 § " " " " " 1934.  
 ¶ Includes figures for boots and shoes, up to September, 1931 and for hats, caps, etc., up to December, 1934.  
 †† Separately recorded from May, 1934.  
 (a) Figures relate to six months, October, 1933 to March, 1934.

No. 15—continued

GROSS amount of CUSTOMS duty COLLECTED on the PRINCIPAL and other articles of IMPORTED MERCHANDISE subject to duty, in each OFFICIAL year from 1931-32 to 1935-36—continued

| ARTICLES   | 1931-32   | 1932-33   | 1933-34     | 1934-35   | 1935-36   |
|--|-----------|-----------|-------------|-----------|-----------|
| The First Schedule—Import Tariff—contd.  |           |           |             |           |           |
| SECTION XII.   |           |           |             |           |           |
| Footwear, Hats, Umbrellas and Parasols, Articles of Fashion.   |           |           |             |           |           |
| 54. Boots and Shoes not otherwise specified*   | 11,53,576 | 25,64,338 | 21,03,786   | 14,06,935 | 8,60,706  |
| 54 (1). Boots and Shoes composed mainly of leather†—   |           |           |             |           |           |
| At standard rate . . . . .   | —         | —         | (a)1,17,369 | 2,24,611  | 2,56,495  |
| ,, preferential rate . . . . .   | —         | —         | (a)52,207   | 1,10,030  | 1,14,596  |
| TOTAL  | —         | 2,16,348  | 3,23,729    | 3,34,641  | 3,71,001  |
| 54 (2). Uppers for boots and shoes unless entirely made of leather† . . . . .  | —         | 2,112     | 9,201       | 695       | 180       |
| 55. Hats, caps, bonnets and hatters' ware, not otherwise specified‡—   |           |           |             |           |           |
| At standard rate . . . . .   | —         | —         | —           | 1,37,327  | 3,77,475  |
| ,, preferential rate . . . . .   | —         | —         | —           | 13,028    | 81,860    |
| TOTAL  | —         | —         | —           | 1,50,355  | 4,59,335  |
| 56. Parasols and Sunshades and fittings for umbrellas, parasols and sunshades‡—  |           |           |             |           |           |
| At standard rate . . . . .   | —         | —         | 1,55,703    | 7,06,932  | 7,68,793  |
| ,, preferential rate . . . . .   | —         | —         | 10,451      | 44,725    | 55,091    |
| TOTAL  | —         | —         | 1,66,154    | 7,51,657  | 8,23,884  |
| 56(1). Umbrellas(b)—   |           |           |             |           |           |
| At standard rate . . . . .   | —         | —         | (a)1,70,247 | 43,540    | 17,683    |
| ,, preferential rate . . . . .   | —         | —         | (a)13,158   | 15,442    | 10,525    |
| TOTAL  | 6,00,296  | 7,05,927  | 5,32,206    | 58,982    | 28,208    |
| TOTAL SECTION XII  | 17,50,872 | 34,83,725 | 31,35,136   | 27,03,175 | 25,52,503 |
| SECTION XIII.  |           |           |             |           |           |
| Wares of Stone and of other Mineral Materials; Ceramic Products; Glass and Glassware.  |           |           |             |           |           |
| 58. Articles made of Stone or Marble**   | 86,656    | 1,61,634  | 2,07,402    | 1,31,067  | 50,094    |
| 58(1). Asbestos manufactures, not otherwise specified†—  |           |           |             |           |           |
| At standard rate . . . . .   | —         | —         | (a)71,301   | 1,41,806  | 98,850    |
| ,, preferential rate . . . . .   | —         | —         | (a)94,840   | 1,79,876  | 1,69,302  |
| TOTAL  | —         | 64,111    | 3,13,957    | 3,21,432  | 2,68,152  |
| 58(2). Packing—Engine and Boiler—all sorts, not otherwise specified—   |           |           |             |           |           |
| At standard rate . . . . .   | —         | —         | (a)5,510    | 20,248    | 22,333    |
| ,, preferential rate . . . . .   | —         | —         | (a)31,189   | 64,307    | 68,301    |
| TOTAL  | 1,04,518  | 1,30,392  | 71,574      | 85,055    | 90,774    |
| 59. Building and Engineering materials, all sorts not of iron, steel or wood not otherwise specified, including tiles other than glass, earthenware or porcelain tiles, and firebricks not being component parts of any articles included in Item No. 72 or No. 73(2) (c)— |           |           |             |           |           |
| At standard rate . . . . .   | —         | —         | (a)1,34,938 | 1,36,509  | 1,77,607  |
| ,, preferential rate . . . . .   | —         | —         | (a)71,949   | 1,42,686  | 97,124    |
| TOTAL  | 12,40,346 | 11,20,561 | 4,86,877    | 3,29,175  | 2,74,731  |
| 59(1). Building and Engineering bricks †   | —         | —         | —           | 1,203     | 3,793     |
| 59(2). Earthenware, china and porcelain, all sorts not otherwise specified†—   |           |           |             |           |           |
| At standard rate . . . . .   | —         | —         | (a)3,55,360 | 4,66,577  | 5,10,150  |
| ,, preferential rate . . . . .   | —         | —         | (a)62,383   | 1,41,666  | 1,28,897  |
| TOTAL  | —         | 3,29,090  | 3,77,230    | 6,08,243  | 6,37,047  |

\*Separately recorded from October, 1931.

† " " " " January, 1933.

† " " " " March, 1933.

† " " " " January, 1935.

† " " " " January, 1934.

\*\* Inclusive up to December, 1934, of duty collected on Item No. 25(7).

(a) Figures relate to six months October, 1933, to March, 1934.

(b) Inclusive, up to December, 1933, of duty collected on Item No. 55.

(c) " " " " 1932, of duty collected on bricks, chalk, lime, clay and cement;

GROSS amount of CUSTOMS duty COLLECTED on the PRINCIPAL and other articles of IMPORTED MERCHANDISE subject to duty, in each OFFICIAL year from 1931-32 to 1935-36—continued

| ARTICLES   | 1931-32     | 1932-33   | 1933-34     | 1934-35   | 1935-36   |
|--|-------------|-----------|-------------|-----------|-----------|
| <b>The First Schedule—Import Tariff—contd.</b>   |             |           |             |           |           |
| <b>SECTION XIII—contd.</b>   |             |           |             |           |           |
| <b>Wares of stone and of other mineral materials; ceramic products; glass and glassware—contd.</b>   |             |           |             |           |           |
| 59(3). Earthenware pipes and sanitary ware*  | —           | 32,002    | 1,42,208    | 1,77,771  | 1,80,078  |
| 59(4). Tiles of earthenware and porcelain†—  |             |           |             |           |           |
| At standard rate . . . . .   | —           | —         | 83,483      | 2,07,014  | 3,79,886  |
| „ preferential rate . . . . .  | —           | —         | 4,686       | 34,232    | 59,340    |
| <b>TOTAL</b>   | —           | —         | 88,169      | 3,32,146  | 4,39,226  |
| 59(5). Domestic Earthenware, china and porcelain the following, namely:—tea and coffee cups, saucers, tea-pots, sugarbowls, jugs and plates‡—  |             |           |             |           |           |
| At standard rate . . . . .   | —           | —         | 2,00,014    | 8,74,301  | 8,58,475  |
| „ preferential rate . . . . .  | —           | —         | 3,081       | 19,016    | 18,169    |
| <b>TOTAL</b>   | —           | —         | 2,03,095    | 8,94,007  | 8,76,644  |
| 59(6). Covered crucibles for glass-making †—   |             |           |             |           |           |
| At standard rate . . . . .   | —           | —         | —           | 6,269     | 19,236    |
| „ preferential rate . . . . .  | —           | —         | —           | ..        | ..        |
| <b>TOTAL</b>   | —           | —         | —           | 6,269     | 19,386    |
| 60. Glass and Glassware not otherwise specified, and lacquered ware (b)  | 26,10,651   | 31,62,740 | 19,45,858   | 21,40,901 | 23,50,750 |
| 60(1). Glass globes and chimneys for lamps and lanterns‡   | —           | —         | 26,002      | 86,450    | 89,206    |
| 60(2). Electric lighting bulbs**—  |             |           |             |           |           |
| At standard rate . . . . .   | —           | —         | (a)5,11,701 | 10,37,686 | 11,13,597 |
| „ preferential rate . . . . .  | —           | —         | (a)9,15,870 | 6,16,857  | 6,91,103  |
| <b>TOTAL</b>   | 7,41,427    | 18,05,612 | 15,92,477   | 16,54,543 | 18,04,700 |
| 60(3). Glass bangles, glass beads and false pearls‡  | 19,88,918   | 27,82,544 | 28,40,556   | 28,52,186 | 20,15,325 |
| <b>TOTAL SECTION XIII</b>  | 67,72,516   | 90,10,576 | 83,85,545   | 91,70,502 | 91,08,942 |
| <b>SECTION XIV.</b>  |             |           |             |           |           |
| <b>Real Pearls, Precious Stones, Precious Metals and Wares of those Materials; Coin (Specie).</b>  |             |           |             |           |           |
| 61(1). Precious Stones, unset and imported cut‡  | 8,57,486    | 15,17,538 | 11,84,949   | 7,56,757  | 5,61,626  |
| 61(2). Silver bullion and silver sheets and plates which have undergone no process of manufacture subsequent to rolling (c)  | 93,57,902   | 7,55,818  | 88,961      | 20,64,027 | 37,18,442 |
| 61(4). Silver plate and silver manufactures, all sorts not otherwise specified   | 1,88,334    | 1,36,791  | 1,23,946    | 1,53,288  | 1,00,208  |
| 61(5). Silver thread and wire (including so-called gold thread and wire mainly made of silver) and silver leaf including also imitation gold and silver thread and wire, lametta and metallic spangles and articles of a like nature, of whatever metal made | 6,25,205    | 8,32,603  | 5,71,916    | 4,26,901  | 4,00,104  |
| 61(6). Gold plate, gold leaf and gold manufactures, all sorts not otherwise specified  | 37,467      | 57,472    | 31,417      | 9,241     | 6,040     |
| 61(7). Gold or gold-plated pen nibs‡—  |             |           |             |           |           |
| At standard rate . . . . .   | —           | —         | (a)574      | 1,409     | 932       |
| „ preferential rate . . . . .  | —           | —         | (a)252      | 793       | 902       |
| <b>TOTAL</b>   | —           | —         | 19,627      | 2,202     | 1,974     |
| 61(8). Articles, other than cutlery and surgical instruments, plated with gold or silver   | 2,69,508    | 2,36,838  | 1,71,849    | 1,62,042  | 1,43,902  |
| 61(9). Cutlery plated with gold or silver*—  |             |           |             |           |           |
| At standard rate . . . . .   | —           | —         | (a)5,168    | 7,078     | 4,109     |
| „ preferential rate . . . . .  | —           | —         | (a)9,420    | 12,368    | 6,957     |
| <b>TOTAL</b>   | —           | 7,094     | 24,380      | 19,436    | 11,066    |
| 61(10). Jewellery and Jewels ‡   | 1,85,799    | 5,84,272  | 1,14,866    | 2,18,934  | 2,86,472  |
| 62(1). Silver coin, not otherwise specified ‡  | —           | —         | —           | 1,452     | 29,789    |
| <b>TOTAL SECTION XIV</b>   | 1,14,65,696 | 41,28,473 | 23,31,911   | 38,14,280 | 53,67,628 |

\* Separately recorded from January, 1933.  
 † " " " " " 1934.  
 ‡ " " " " " 1935.  
 § " " " " " April, 1933.  
 ¶ Inclusive up to December, 1932, of duty collected on Item No. 82(2).  
 †† Includes imports by post.  
 \*\* Separately recorded from October, 1931.

(a) Figures relate to six months, October, 1933 to March, 1934.  
 (b) Inclusive, up to December, 1932, of duty collected on Item No. 59(2).  
 (c) Inclusive, up to December, 1934, of duty collected on Item No. 62(1).  
 (d) " " " 1932, of duty collected on Item No. 61 (9).

No. 15—continued

GROSS amount of CUSTOMS duty COLLECTED on the PRINCIPAL and other articles of IMPORTED MERCHANDISE subject to duty, in each OFFICIAL year from 1931-32 to 1935-36—continued

| ARTICLES   | 1931-32          | 1932-33          | 1933-34          | 1934-35          | 1935-36          |
|--|------------------|------------------|------------------|------------------|------------------|
| <b>The First Schedule—Import Tariff—contd.</b>   |                  |                  |                  |                  |                  |
| <b>SECTION XV.</b>   |                  |                  |                  |                  |                  |
| <b>Base Metals and Articles made therefrom.</b>  |                  |                  |                  |                  |                  |
| 63. Iron or Steel, old . . . . .   | 9,376            | 9,958            | 5,486            | 10,309           | 12,731           |
| 63(1). Iron alloys, viz., ferro-manganese, ferro-silicon, ferro-chrome, spiegeleisen and the like as commonly used for steel making—                                     |                  |                  |                  |                  |                  |
| At standard rate . . . . .   | —                | —                | —                | 80,068           | 1,45,429         |
| ,, preferential rate . . . . .   | —                | —                | —                | 3,579            | 6,465 ]          |
| <b>TOTAL*</b>  | <b>54,067</b>    | <b>46,301</b>    | <b>75,948</b>    | <b>83,647</b>    | <b>1,51,894</b>  |
| 63(2). Iron or steel angle, channel, tee, flat, beam, rod, trough and piling**—  |                  |                  |                  |                  |                  |
| (a) not fabricated—  |                  |                  |                  |                  |                  |
| (i) of British manufacture—  |                  |                  |                  |                  |                  |
| not coated with other metals . . . . .   | 2,89,000         | 1,96,707         | 2,19,890         | 2,36,990         | 2,93,864         |
| coated with other metals . . . . .   | —                | —                | —                | 866              | 325              |
| (ii) not of British manufacture . . . . .  | 11,62,073        | 6,64,696         | 7,06,870         | 8,44,299         | 11,00,791        |
| <b>TOTAL†</b>  | <b>14,52,492</b> | <b>8,63,247</b>  | <b>9,29,435</b>  | <b>10,81,310</b> | <b>13,94,930</b> |
| (b) fabricated—  |                  |                  |                  |                  |                  |
| (i) of British manufacture . . . . .   | 22,039           | 5,151            | 6,778            | 13,530           | 10,098           |
| (ii) not of British manufacture . . . . .  | 4,475            | 3,329            | 2,895            | 2,160            | 3,318            |
| <b>TOTAL</b>   | <b>26,514</b>    | <b>8,480</b>     | <b>9,673</b>     | <b>15,690</b>    | <b>13,416</b>    |
| 63(3). Iron or Steel bar and rod—  |                  |                  |                  |                  |                  |
| (i) of British manufacture . . . . .   | 2,49,098         | 2,45,331         | 3,24,072         | 3,42,804         | 4,09,183         |
| (ii) not of British manufacture . . . . .  | 10,04,827        | 6,56,018         | 4,60,823         | 7,03,858         | 14,76,459        |
| <b>TOTAL†</b>  | <b>18,20,700</b> | <b>16,93,170</b> | <b>10,70,616</b> | <b>17,86,293</b> | <b>18,85,642</b> |
| 63(4). Iron pig—   |                  |                  |                  |                  |                  |
| At standard rate . . . . .   | —                | —                | —                | 143              | 199              |
| ,, preferential rate . . . . .   | —                | —                | —                | 10,582           | 10,207           |
| <b>TOTAL</b>   | <b>2,971</b>     | <b>6,563</b>     | <b>15,294</b>    | <b>10,725</b>    | <b>10,406</b>    |
| 63(5). Iron rice bowls—  |                  |                  |                  |                  |                  |
| At standard rate . . . . .   | —                | —                | —                | 4,505            | 3,479            |
| ,, preferential rate . . . . .   | —                | —                | —                | 216              | 352              |
| <b>TOTAL</b>   | <b>5,957</b>     | <b>5,043</b>     | <b>5,046</b>     | <b>4,721</b>     | <b>3,831</b>     |
| 63(6). Cast iron pipes and tubes; also cast iron fittings therefor, that is to say, bends, boots, elbows, tees, sockets, flanges, plugs, valves, cocks and the like (c)— |                  |                  |                  |                  |                  |
| (i) of British manufacture . . . . .   | —                | —                | —                | 29,504           | 40,740           |
| (ii) not of British manufacture . . . . .  | —                | —                | —                | 5,156            | 21,720           |
| <b>TOTAL</b>   | <b>—</b>         | <b>—</b>         | <b>22,716</b>    | <b>34,660</b>    | <b>62,460</b>    |
| 63(7). Cast iron plates(d)—  |                  |                  |                  |                  |                  |
| At standard rate . . . . .   | —                | —                | —                | 17,278           | 616              |
| ,, preferential rate . . . . .   | —                | —                | —                | 5,412            | 585              |
| <b>TOTAL</b>   | <b>40,948</b>    | <b>33,005</b>    | <b>56,094</b>    | <b>22,693</b>    | <b>1,201</b>     |

\* Includes figures for steel alloys, crucibles, shear, blister and tub up to October, 1934.

\*\* Separately recorded from October 1934. Figures prior to October, 1934, represent collections on "Steel angle and tee, not otherwise specified and beam, channel, rod, trough and piling" and "Iron angle, channel and tee, etc."

† Inclusive, up to 1931-32, of duty collected on "Iron and steel bar and rod and channel including channel for carriages" and up to October 1934, of duty collected on C. S. "Iron and steel bar and rod."

‡ Includes collection on "Iron and steel angle" up to October 1934.

§ Represents collection on "Cast iron pipes".

|| Separately recorded from October, 1934.

(d) Separately recorded from October, 1934. Figures prior to October, 1934, represent collection on "Iron or steel sheets and plates, all sorts, including discs and circles" up to 1931-32 and "sheets (including cuttings, discs and circles) under ½ inch thick" and "plates and sheets, not under ½ inch thick" up to September, 1934.

GROSS amount of CUSTOMS duty COLLECTED on the PRINCIPAL and other articles of IMPORTED MERCHANDISE subject to duty in each OFFICIAL year from 1931-32 to 1935-36—continued

| ARTICLES  | 1931-32         | 1932-33         | 1933-34         | 1934-35         | 1935-36         |
|---|-----------------|-----------------|-----------------|-----------------|-----------------|
| <b>The First Schedule—Import Tariff—contd.</b>  |                 |                 |                 |                 |                 |
| <b>SECTION XV—contd.</b>  |                 |                 |                 |                 |                 |
| <b>Base Metals and Articles made therefrom—contd.</b>   |                 |                 |                 |                 |                 |
| 63(8). Steel ingots, iron or steel blooms, billets and slabs, provided that no piece less than 1½ inches square or thick shall be included in this item—  |                 |                 |                 |                 |                 |
| At standard rate . . . . .  | —               | —               | —               | 38,174          | 54,600          |
| „ preferential rate . . . . .   | —               | —               | —               | 12,229          | 33,904          |
| <b>TOTAL</b>  | <b>18,482</b>   | <b>20,768</b>   | <b>16,312</b>   | <b>50,403</b>   | <b>88,600</b>   |
| 63(9). Iron or steel structures, fabricated partially or wholly, not otherwise specified, if made mainly or wholly of iron or steel bars, sections, plates or sheets, for the construction of buildings, bridges, tanks, well curbs, trestles, towers and similar structures or for parts thereof, but not including builder's hardware or any of the articles specified in Item No. 72, 72(3), 74(1), 75(3), 75(4) or 76(1)— |                 |                 |                 |                 |                 |
| (a) of British manufacture . . . . .  | 2,00,368        | 1,68,438        | 2,24,441        | 1,45,187        | 1,27,993        |
| (b) not of British manufacture . . . . .  | 1,07,682        | 1,20,006        | 94,693          | 38,025          | 9,520           |
| <b>TOTAL</b>  | <b>3,08,020</b> | <b>2,96,839</b> | <b>3,19,134</b> | <b>1,83,762</b> | <b>1,37,513</b> |
| 63(10). Steel, tinplates and tinned sheets, including tin taggers, and cuttings of such plates, sheets or taggers—  |                 |                 |                 |                 |                 |
| (I) of British manufacture . . . . .  | —               | —               | —               | (a)04,918       | 2,22,403        |
| (II) not of British manufacture . . . . .   | —               | —               | —               | (a)59,092       | 1,01,050        |
| <b>TOTAL</b>  | <b>4,77,000</b> | <b>4,34,810</b> | <b>4,34,207</b> | <b>3,14,650</b> | <b>3,23,543</b> |
| 63(11). Iron or steel anchors and cables—   |                 |                 |                 |                 |                 |
| At standard rate . . . . .  | —               | —               | —               | 17,890          | 2,822           |
| „ preferential rate . . . . .   | —               | —               | —               | 18,245          | 45,724          |
| <b>TOTAL</b>  | <b>27,244</b>   | <b>80,791</b>   | <b>20,488</b>   | <b>86,135</b>   | <b>48,546</b>   |
| 63(12) A. Iron or Steel bolts and nuts, including hook-bolts and nuts for roofing but excluding fish bolts and nuts—  |                 |                 |                 |                 |                 |
| (I) of British manufacture . . . . .  | —               | —               | —               | (a)27,937       | 49,896          |
| (II) not of British manufacture . . . . .   | —               | —               | —               | (a)1,37,889     | 3,80,903        |
| <b>TOTAL†</b>   | <b>3,89,009</b> | <b>3,67,152</b> | <b>4,34,020</b> | <b>5,25,659</b> | <b>4,36,799</b> |
| B. Iron or steel fish bolts and nuts—   |                 |                 |                 |                 |                 |
| (I) of British manufacture . . . . .  | —               | —               | —               | (a)1,216        | 11,823          |
| (II) not of British manufacture . . . . .   | —               | —               | —               | (a)11,478       | 32,353          |
| <b>TOTAL</b>  | <b>—</b>        | <b>—</b>        | <b>—</b>        | <b>12,694</b>   | <b>44,176</b>   |
| 63(13). Iron or Steel expanded metals—  |                 |                 |                 |                 |                 |
| At standard rate . . . . .  | —               | —               | —               | 372             | 1,401           |
| „ preferential rate . . . . .   | —               | —               | —               | 48,642          | 57,084          |
| <b>TOTAL</b>  | <b>58,187</b>   | <b>57,525</b>   | <b>40,042</b>   | <b>49,614</b>   | <b>59,086</b>   |
| 63(14). Iron or Steel hoops and strips—   |                 |                 |                 |                 |                 |
| At standard rate . . . . .  | —               | —               | —               | 5,11,018        | 7,08,741        |
| „ preferential rate . . . . .   | —               | —               | —               | 1,87,160        | 1,89,447        |
| <b>TOTAL</b>  | <b>3,06,244</b> | <b>4,39,161</b> | <b>5,54,219</b> | <b>6,98,178</b> | <b>9,58,188</b> |
| 63(15). Iron or Steel rivets—   |                 |                 |                 |                 |                 |
| (I) of British manufacture . . . . .  | —               | —               | —               | (a)17,539       | 57,191          |
| (II) not of British manufacture . . . . .   | —               | —               | —               | (a)48,232       | 2,15,115        |
| <b>TOTAL</b>  | <b>1,57,874</b> | <b>2,01,649</b> | <b>2,43,171</b> | <b>2,40,870</b> | <b>2,72,306</b> |

† Inclusive, up to October, 1934, of duty collected on fish bolts and nuts.  
 ‡ Separately recorded from November, 1934. Figures prior to November, 1934, included in Item No. 63 (13).  
 (a) Figures relate to five months, November, 1934, to March, 1935.

No. 15—continued

## GROSS amount of CUSTOMS duty COLLECTED on the PRINCIPAL and other articles of IMPORTED MERCHANDISE subject to duty in each OFFICIAL year from 1931-32 to 1935-36—continued

| ARTICLES  | 1931-32          | 1932-33           | 1933-34          | 1934-35          | 1935-36          |
|---|------------------|-------------------|------------------|------------------|------------------|
|   | R                | R                 | R                | R                | R                |
| <b>The First Schedule—Import Tariff—contd.</b>  |                  |                   |                  |                  |                  |
| <b>SECTION XV—contd.</b>  |                  |                   |                  |                  |                  |
| <b>Base Metals and Articles made therefrom—contd.</b>   |                  |                   |                  |                  |                  |
| <b>63 (16). Iron or Steel rails and washers, all sorts not otherwise specified—</b>   |                  |                   |                  |                  |                  |
| At standard rate . . . . .  | —                | —                 | —                | 3,14,918         | 3,85,427         |
| ,, preferential rate . . . . .  | —                | —                 | —                | 59,389           | 50,480           |
| <b>TOTAL</b>  | <b>5,59,352</b>  | <b>3,82,191</b>   | <b>3,60,246</b>  | <b>3,74,307</b>  | <b>4,35,907</b>  |
| <b>63 (17). Iron or Steel pipes and tubes and fittings therefor, if riveted or otherwise built up of plates or sheets—</b>  |                  |                   |                  |                  |                  |
| (i) of British manufacture . . . . .  | 1,568            | 899               | 86,044           | 2,537            | 1,356            |
| (ii) not of British manufacture . . . . .   | 269              | 2                 | 5,477            | 356              | 3,510            |
| <b>TOTAL*</b>   | <b>2,406</b>     | <b>1,154</b>      | <b>42,250</b>    | <b>2,985</b>     | <b>4,866</b>     |
| <b>63 (18). Iron or Steel pipes and tubes; also fittings therefor, that is to say, bends, boots, elbows, tees, sockets, flanges, plugs, valves, cocks and the like, excluding pipes, tubes and fittings therefor otherwise specified—</b> |                  |                   |                  |                  |                  |
| At standard rate . . . . .  | —                | —                 | —                | 8,74,120         | 10,62,064        |
| ,, preferential rate . . . . .  | —                | —                 | —                | 5,10,680         | 5,87,281         |
| <b>TOTAL</b>  | <b>10,85,938</b> | <b>10,50,148</b>  | <b>11,16,088</b> | <b>13,84,800</b> | <b>16,49,345</b> |
| <b>63 (19). Iron or Steel plates excluding cast iron plates—</b>  |                  |                   |                  |                  |                  |
| (a) not fabricated—   |                  |                   |                  |                  |                  |
| (i) of British manufacture—   |                  |                   |                  |                  |                  |
| not coated with other metals . . . . .  | 1,03,059         | 1,03,302          | 1,43,791         | 1,45,712         | 1,31,534         |
| coated with other metals † . . . . .  | —                | —                 | —                | 878              | 1,384            |
| (ii) not of British manufacture . . . . .   | 1,93,448         | 1,46,767          | 1,00,391         | 1,25,540         | 1,69,847         |
| <b>TOTAL**</b>  | <b>2,96,507</b>  | <b>2,50,069</b>   | <b>2,44,182</b>  | <b>2,72,130</b>  | <b>3,02,765</b>  |
| (b) fabricated—   |                  |                   |                  |                  |                  |
| (i) of British manufacture . . . . .  | 5,754            | 5,133             | 4,796            | 2,436            | 1,202            |
| (ii) not of British manufacture ‡ . . . . .   | 2,616            | 5,835             | 3,169            | 549              | 182              |
| <b>TOTAL†</b>   | <b>8,370</b>     | <b>11,018</b>     | <b>7,965</b>     | <b>3,034</b>     | <b>1,384</b>     |
| <b>63 (20). Iron or Steel Sheets—</b>   |                  |                   |                  |                  |                  |
| (a) not fabricated—!  |                  |                   |                  |                  |                  |
| (i) not galvanised—   |                  |                   |                  |                  |                  |
| (i) of British manufacture . . . . .  | 4,72,644         | 6,50,718          | 6,35,728         | 4,64,375         | 2,73,198         |
| (ii) not of British manufacture . . . . .   | 1,34,059         | 2,60,835          | 3,05,561         | 2,10,921         | 2,43,141         |
| <b>TOTAL‡</b>   | <b>6,06,703</b>  | <b>9,11,553</b>   | <b>9,41,289</b>  | <b>6,75,296</b>  | <b>5,14,339</b>  |
| (ii) galvanised—  |                  |                   |                  |                  |                  |
| (i) of British manufacture . . . . .  | —                | 10,28,316         | 22,43,769        | 15,38,657        | 10,11,609        |
| (ii) not of British manufacture . . . . .   | —                | 3,27,171          | 6,59,176         | 2,64,034         | 7,09,051         |
| <b>TOTAL</b>  | <b>61,28,055</b> | <b>†55,50,733</b> | <b>29,02,945</b> | <b>18,02,691</b> | <b>17,20,750</b> |
| (b) fabricated—   |                  |                   |                  |                  |                  |
| (i) not galvanised—   |                  |                   |                  |                  |                  |
| (i) of British manufacture . . . . .  | 22,443           | 2,501             | 1,896            | 82               | 297              |
| (ii) not of British manufacture † . . . . .   | 898              | 3,115             | 4,608            | 618              | 147              |
| <b>TOTAL‡</b>   | <b>23,336</b>    | <b>5,706</b>      | <b>6,504</b>     | <b>700</b>       | <b>444</b>       |

\* Includes figures for galvanised iron or steel pipes and tubes and fittings therefor, etc., up to October, 1934.

† Includes Rs. 42,00,246, collected on Iron or Steel Sheets, not fabricated, galvanised.

\*\* Represent collection on "iron or steel plates or sheets (including cuttings, discs and circles) chequered and ship, tank, bridge and common qualities" up to October, 1934.

‡ Separately recorded from November, 1934.

§ Represent collection on "iron or steel plates or sheets, all qualities" up to October, 1934.

¶ Represent collection on "iron or steel sheets (including cuttings, discs and circles) under ½ inch thick, all other sorts, not otherwise specified", up to October, 1934.

|| Represent figures for iron or steel sheets, fabricated, all other sorts, not otherwise specified, up to October, 1934.



GROSS amount of CUSTOMS duty COLLECTED on the PRINCIPAL and other articles of IMPORTED MERCHANDISE subject to duty, in each OFFICIAL year from 1931-32 to 1935-36—continued

| ARTICLES   | 1931-32       | 1932-33       | 1933-34       | 1934-35       | 1935-36         |
|--|---------------|---------------|---------------|---------------|-----------------|
|  | R             | R             | R             | R             | R               |
| <b>The First Schedule—Import Tariff—contd.</b>   |               |               |               |               |                 |
| <b>SECTION XV—contd.</b>   |               |               |               |               |                 |
| <b>Base Metals and Articles made therefrom—contd.</b>  |               |               |               |               |                 |
| <b>63 (20). Iron or Steel Sheets—contd.</b>  |               |               |               |               |                 |
| <b>(b) fabricated—contd.</b>   |               |               |               |               |                 |
| <b>(2) galvanized—</b>   |               |               |               |               |                 |
| (i) of British manufacture . . . . .   | —             | —             | —             | *8,414        | 320             |
| (ii) not of British manufacture . . . . .  | —             | —             | —             | *1,986        | 158             |
| <b>TOTAL</b> . . . . .   | <b>9,077</b>  | <b>2,172</b>  | <b>8,932</b>  | <b>6,882</b>  | <b>478</b>      |
| <b>63 (21). Iron or Steel Railway Track Material—</b>  |               |               |               |               |                 |
| <b>A. Rails (including tramway rails the heads of which are not grooved)—</b>  |               |               |               |               |                 |
| <b>(a) 30 lbs. per yard and over, and fish-plates therefor—</b>  |               |               |               |               |                 |
| (i) of British manufacture . . . . .   | —             | —             | —             | *38,501       | 15,434          |
| (ii) not of British manufacture . . . . .  | —             | —             | —             | *6,162        | 46,704          |
| <b>TOTAL</b> . . . . .   | <b>42,506</b> | <b>10,861</b> | <b>12,107</b> | <b>53,806</b> | <b>62,228</b>   |
| <b>(b) under 30 lbs. per yard and fish-plates therefor—</b>  |               |               |               |               |                 |
| (i) of British manufacture . . . . .   | 1,929         | 2,189         | 6,770         | 3,252         | 816             |
| (ii) not of British manufacture . . . . .  | 10,283        | 3,821         | 9,017         | 3,970         | 48,327          |
| <b>TOTAL†</b> . . . . .  | <b>12,212</b> | <b>6,010</b>  | <b>15,787</b> | <b>7,222</b>  | <b>49,145</b>   |
| <b>B. Switches and crossings including stretcher bars and other component parts, and switches and crossings including stretcher bars and other component parts for tramway rails the heads of which are not grooved—</b> |               |               |               |               |                 |
| <b>(a) for rails 30 lbs. per yard and over—</b>  |               |               |               |               |                 |
| (i) of British manufacture . . . . .   | —             | —             | —             | *1,173        | 9,171           |
| (ii) not of British manufacture . . . . .  | —             | —             | —             | *36           | 1,788           |
| <b>TOTAL</b> . . . . .   | <b>32,327</b> | <b>4,909</b>  | <b>20,740</b> | <b>10,327</b> | <b>10,959</b>   |
| <b>(b) for rails under 30 lbs. per yard—</b>   |               |               |               |               |                 |
| (i) of British manufacture . . . . .   | 756           | 2,772         | 20            | —             | 445             |
| (ii) not of British manufacture . . . . .  | 636           | 1,191         | 363           | 119           | 3,482           |
| <b>TOTAL</b> . . . . .   | <b>1,392</b>  | <b>3,963</b>  | <b>383</b>    | <b>119</b>    | <b>3,927</b>    |
| <b>C. Sleepers, and sleeper bars, other than cast iron—</b>  |               |               |               |               |                 |
| (i) of British manufacture . . . . .   | —             | —             | —             | *24,627       | 30,445          |
| (ii) not of British manufacture . . . . .  | —             | —             | —             | *2,947        | 8,167           |
| <b>TOTAL</b> . . . . .   | <b>42,928</b> | <b>30,878</b> | <b>22,215</b> | <b>31,668</b> | <b>38,610</b>   |
| <b>D. Spikes (other than dog-spikes) and tie-bars—</b>   |               |               |               |               |                 |
| (i) of British manufacture . . . . .   | 379           | 75            | 5             | 2             | 120             |
| (ii) not of British manufacture . . . . .  | 10,140        | 5             | 4,898         | 3,725         | 421             |
| <b>TOTAL</b> . . . . .   | <b>10,519</b> | <b>80</b>     | <b>4,898</b>  | <b>3,727</b>  | <b>541</b>      |
| <b>E. Dog-spikes—</b>  |               |               |               |               |                 |
| (i) of British manufacture . . . . .   | —             | —             | —             | *472          | 14,542          |
| (ii) not of British manufacture . . . . .  | —             | —             | —             | *87,178       | 1,02,703        |
| <b>TOTAL</b> . . . . .   | <b>66,688</b> | <b>58,615</b> | <b>47,336</b> | <b>76,424</b> | <b>1,17,245</b> |
| <b>F. Gibs, cotters, keys (including tapered key bars), distance pieces and other fastenings for use with iron or steel sleepers—</b>  |               |               |               |               |                 |
| (i) of British manufacture . . . . .   | —             | —             | —             | *14,678       | 36,857          |
| (ii) not of British manufacture . . . . .  | —             | —             | —             | *8,172        | 8,864           |
| <b>TOTAL</b> . . . . .   | <b>86,672</b> | <b>44,544</b> | <b>59,698</b> | <b>55,991</b> | <b>45,721</b>   |

\* Figures relate to five months, November 1934 to March 1935.  
 † Inclusive, up to October 1934, of duty collected on Spikes and tie-bars therefor.

No. 15—continued

GROSS amount of CUSTOMS duty COLLECTED on the PRINCIPAL and other articles of IMPORTED MERCHANDISE subject to duty, in each OFFICIAL year from 1931-32 to 1935-36—continued

| ARTICLES   | 1931-32            | 1932-33            | 1933-34            | 1934-35            | 1935-36            |
|--|--------------------|--------------------|--------------------|--------------------|--------------------|
| <b>The First Schedule—Import Tariff—contd.</b>   |                    |                    |                    |                    |                    |
| <b>SECTION XV—contd.</b>   |                    |                    |                    |                    |                    |
| <b>Base Metals and Articles made therefrom—contd.</b>  |                    |                    |                    |                    |                    |
| 63 (22) Iron or Steel Railway Track materials not otherwise specified, including bearing plates, cast iron sleepers and lever boxes—   |                    |                    |                    |                    |                    |
| At standard rate . . . . .   | —                  | —                  | —                  | 732                | 4,084              |
| „ preferential rate . . . . .  | —                  | —                  | —                  | 19,976             | 16,469             |
| <b>TOTAL</b> . . . . .   | <b>60,008</b>      | <b>20,408</b>      | <b>18,692</b>      | <b>20,708</b>      | <b>20,542</b>      |
| 63 (23) Iron or Steel Tramway Track materials not otherwise specified, including rails, fish-plates, tie-bars, switches, crossings and the like materials of shapes and sizes specially adapted for tramway tracks—                    |                    |                    |                    |                    |                    |
| At standard rate . . . . .   | —                  | —                  | —                  | 2,932              | 7,770              |
| „ preferential rate . . . . .  | —                  | —                  | —                  | 17,446             | 29,353             |
| <b>TOTAL</b> . . . . .   | <b>9,472</b>       | <b>26,068</b>      | <b>20,816</b>      | <b>20,378</b>      | <b>37,132</b>      |
| 63 (24) Iron or Steel barbed or stranded wire and wire-rope—   |                    |                    |                    |                    |                    |
| At standard rate . . . . .   | —                  | —                  | —                  | 1,79,515           | 2,31,581           |
| „ preferential rate . . . . .  | —                  | —                  | —                  | 1,88,982           | 1,21,801           |
| <b>TOTAL</b> . . . . .   | <b>4,28,835</b>    | <b>2,40,510</b>    | <b>2,72,080</b>    | <b>3,18,497</b>    | <b>3,53,382</b>    |
| 63 (25) Iron or Steel wire, other than barbed or stranded wire, wire rope or wire netting; and iron or steel wire nails—   |                    |                    |                    |                    |                    |
| (i) of British manufacture . . . . .   | —                  | —                  | —                  | (a) 19,389         | 66,145             |
| (ii) not of British manufacture . . . . .  | —                  | —                  | —                  | (a) 4,01,925       | 14,75,793          |
| <b>TOTAL(b)</b> . . . . .  | <b>—</b>           | <b>9,90,226</b>    | <b>9,01,772</b>    | <b>12,40,240</b>   | <b>15,41,938</b>   |
| 63 (26) Iron or Steel (other than bar and rod) specially designed for the reinforcement of concrete—   |                    |                    |                    |                    |                    |
| At standard rate . . . . .   | —                  | —                  | —                  | 2,353              | 8,138              |
| „ preferential rate . . . . .  | —                  | —                  | —                  | 15,439             | 32,047             |
| <b>TOTAL</b> . . . . .   | <b>18,283</b>      | <b>11,328</b>      | <b>11,512</b>      | <b>17,842</b>      | <b>35,185</b>      |
| 63 (27) Iron or Steel, the original material (but not including machinery) of any ship or other vessel intended for inland or harbour navigation which has been assembled abroad, taken to pieces and shipped for reassembly in India— |                    |                    |                    |                    |                    |
| (i) of British manufacture . . . . .   | —                  | —                  | —                  | (a) 499            | 33,404             |
| (ii) not of British manufacture . . . . .  | —                  | —                  | —                  | ..                 | ..                 |
| <b>TOTAL</b> . . . . .   | <b>3,099</b>       | <b>..</b>          | <b>12,162</b>      | <b>10,897</b>      | <b>33,404</b>      |
| Provided that articles dutiable under this item shall not be deemed to be dutiable under any other item.   |                    |                    |                    |                    |                    |
| 63 (28) All sorts of Iron and Steel and manufactures thereof not otherwise specified—  |                    |                    |                    |                    |                    |
| At standard rate . . . . .   | —                  | —                  | (c) 1,43,625       | 3,93,165           | 4,44,593           |
| „ preferential rate . . . . .  | —                  | —                  | (c) 1,00,061       | 2,25,462           | 2,31,093           |
| <b>TOTAL</b> . . . . .   | <b>3,10,967</b>    | <b>4,95,744</b>    | <b>4,33,042</b>    | <b>6,20,097</b>    | <b>6,75,686</b>    |
| <b>TOTAL IRON AND STEEL 63 (1) TO 63 (28)</b> . . . . .  | <b>1,54,79,645</b> | <b>1,45,15,782</b> | <b>1,23,31,946</b> | <b>1,21,20,852</b> | <b>1,35,48,519</b> |
| 63 (29) Enamelled ironware, the following, namely :—   |                    |                    |                    |                    |                    |
| Sign-boards and Domestic hollow-ware, the following, namely, basins, bowls, dishes, plates and thalis, including rice-cups, rice-bowls and rice-plates—  |                    |                    |                    |                    |                    |
| At standard rate . . . . .   | —                  | —                  | 1,80,920           | 5,28,312           | 5,86,757           |
| „ preferential rate . . . . .  | —                  | —                  | 132                | 1,483              | 7,656              |
| <b>TOTAL</b> . . . . .   | <b>—</b>           | <b>—</b>           | <b>1,87,052</b>    | <b>5,29,795</b>    | <b>5,94,413</b>    |

(a) Figures relate to five months, November, 1934 to March, 1935.

(b) Separately recorded from 1932-33.

(c) Figure relate to six months, October, 1933 to March, 1934.

(d) Separately recorded from January, 1934.

GROSS amount of CUSTOMS duty COLLECTED on the PRINCIPAL and other articles of IMPORTED MERCHANDISE subject to duty, in each OFFICIAL year from 1931-32 to 1935-36—continued

| ARTICLES   | 1931-32   | 1932-33   | 1933-34      | 1934-35   | 1935-36   |
|--|-----------|-----------|--------------|-----------|-----------|
|  | R         | R         | R            | R         | R         |
| <i>The First Schedule—Import Tariff—contd.</i>   |           |           |              |           |           |
| <b>SECTION XV—contd.</b>   |           |           |              |           |           |
| <b>Base Metals and Articles made therefrom—contd.</b>  |           |           |              |           |           |
| 64. Copper, wrought, and manufactures of copper, all sorts, not otherwise specified (j)—   |           |           |              |           |           |
| At standard rate†  | —         | —         | —            | 16,72,989 | 10,76,860 |
| „ preferential rate  | —         | —         | —            | 10,84,399 | 6,08,556  |
| TOTAL  | —         | —         | —            | 27,07,388 | 22,80,416 |
| 64 (1). Copper, scrap*   | —         | —         | —            | 8,964     | 26,015    |
| 66. German silver (including nickel silver) (j)—   |           |           |              |           |           |
| At standard rate   | —         | —         | —            | 2,60,042  | 3,49,478  |
| „ preferential rate  | —         | —         | —            | 41,609    | 56,178    |
| TOTAL  | —         | —         | —            | 3,01,651  | 4,05,651  |
| 66. Aluminium—circles, sheets and other manufactures not otherwise specified (j)—  |           |           |              |           |           |
| At standard rate   | —         | —         | —            | 6,27,016  | 8,34,567  |
| „ preferential rate  | —         | —         | —            | 3,62,114  | 2,46,434  |
| TOTAL  | —         | —         | —            | 9,89,130  | 10,81,001 |
| 66 (1). Unwrought ingots, blocks and bars of aluminium*  | —         | —         | —            | ..        | 1,247     |
| 67. Lead, wrought—the following articles, namely, pipes and tubes and sheets other than sheets for tea chests (j)—   |           |           |              |           |           |
| At standard rate   | —         | —         | —            | 4,390     | 7,454     |
| „ preferential rate  | —         | —         | —            | 41,884    | 49,823    |
| TOTAL  | —         | —         | —            | 46,274    | 57,277    |
| 67 (1). Lead sheets for tea chests*  | —         | —         | —            | 12        | 575       |
| 68. Zinc or spelter, wrought or manufactured, not otherwise specified (j)—   |           |           |              |           |           |
| At standard rate   | —         | —         | —            | 1,25,528  | 1,30,990  |
| „ preferential rate  | —         | —         | —            | 20,938    | 16,270    |
| TOTAL  | —         | —         | —            | 1,46,461  | 1,53,260  |
| 69. Tin, Block   | 6,89,945  | 7,25,276  | 6,14,955     | 6,99,186  | 8,16,247  |
| 70. Brass, bronze and similar alloys, wrought, and manufactures thereof, not otherwise specified (j)   |           |           |              |           |           |
| At standard rate   | —         | —         | —            | 32,60,715 | 29,73,442 |
| „ preferential rate  | —         | —         | —            | 11,91,905 | 5,82,841  |
| TOTAL  | —         | —         | —            | 44,52,620 | 35,00,283 |
| Total of metals other than Iron and Steel† (64, 65, 66, 67, 68 and 70)—  |           |           |              |           |           |
| At standard rate   | —         | —         | (a)24,43,392 | 59,50,075 | 59,78,795 |
| „ preferential rate  | —         | —         | (a)10,43,263 | 26,92,849 | 15,05,102 |
| TOTAL  | —         | 14,92,979 | 67,54,908    | 86,43,524 | 74,83,897 |
| 70. (1) All sorts of metals other than iron and steel and manufactures thereof, not otherwise specified (b)  | 62,17,052 | 76,59,600 | 8,00,172     | 8,07,468  | 9,99,955  |
| 71. Hardware, ironmongery and tools, all sorts, not otherwise specified, including incandescent mantles but excluding machine tools and agricultural implements— |           |           |              |           |           |
| At standard rate   | —         | —         | (a)29,87,433 | 61,92,032 | 65,30,711 |
| „ preferential rate  | —         | —         | (a)10,80,628 | 20,37,959 | 21,08,468 |
| TOTAL  | 60,09,150 | 77,10,557 | 78,29,179    | 82,29,990 | 86,48,199 |

\* Separately recorded from January, 1935.  
 † Separately recorded from January, 1933.  
 (a) Figures relate to six months, October, 1933 to March, 1934.  
 (b) Figures prior to 1934-35 not separately available.  
 (c) Inclusive up to December, 1932, of duty collected on Items Nos. 64, 65, 66, 67, 68 and 70 and also up to December, 1934, of duty collected on Items Nos. 64(1), 66 (1) and 67(1).

No. 15—continued

GROSS amount of CUSTOMS duty COLLECTED on the PRINCIPAL and other articles of IMPORTED MERCHANDISE subject to duty, in each OFFICIAL year from 1931-32 to 1935-36—continued

| ARTICLES   | 1931-32            | 1932-33            | 1933-34            | 1934-35            | 1935-36            |
|--|--------------------|--------------------|--------------------|--------------------|--------------------|
| <b>The First Schedule—Import Tariff—contd.</b>   |                    |                    |                    |                    |                    |
| <b>SECTION XV—contd.</b>   |                    |                    |                    |                    |                    |
| <b>Base Metals and Articles made therefrom—contd.</b>  |                    |                    |                    |                    |                    |
| 71 (1). The following Hardware, Ironmongery and tools, namely agricultural implements, not otherwise specified, buckets of tinned or galvanized iron and pruning-knives*   | —                  | 1,27,855           | 97,889             | 1,08,070           | 87,719             |
| 71 (2). Cutlery, all sorts, not otherwise specified —  |                    |                    |                    |                    |                    |
| At standard rate . . . . .   | —                  | —                  | (a) 2,50,390       | 5,59,852           | 5,69,889           |
| „ preferential rate . . . . .  | —                  | —                  | (a) 60,951         | 1,29,885           | 1,38,974           |
| <b>TOTAL</b>   | <b>4,10,490</b>    | <b>5,44,170</b>    | <b>6,32,701</b>    | <b>6,89,737</b>    | <b>7,08,863</b>    |
| 71 (3). Metal furniture and cabinetware†—  |                    |                    |                    |                    |                    |
| At standard rate . . . . .   | —                  | —                  | —                  | 12,340             | 27,130             |
| „ preferential rate . . . . .  | —                  | —                  | —                  | 21,565             | 74,784             |
| <b>TOTAL</b>   | <b>—</b>           | <b>—</b>           | <b>—</b>           | <b>33,905</b>      | <b>1,01,914</b>    |
| 71 (4). Printing type . . . . .  | 7,179              | 9,398              | 8,898              | 8,442              | 11,680             |
| 71 (5). The following printing materials, namely, leads, brass rules, wooden and metal quoins, shooting sticks and galloys and metal furniture . . . . .   | 1,089              | 1,325              | 1,268              | 1,069              | 1,871              |
| 71 (6). Racks for the withering of tea leaf . . . . .  | 614                | 7                  | 776                | 818                | 2,078              |
| <b>TOTAL SECTION XV</b>  | <b>2,87,74,540</b> | <b>3,27,96,902</b> | <b>2,92,64,725</b> | <b>3,18,86,741</b> | <b>3,30,44,373</b> |
| <b>SECTION XVI.</b>  |                    |                    |                    |                    |                    |
| <b>Machinery and Apparatus, Electrical Material.</b>   |                    |                    |                    |                    |                    |
| 72. Machinery, namely, primemovers, boilers, locomotive engines and tenders for the same, etc. also machines and sets of machines to be worked by electric, steam, water, fire, or other power, not being manual or animal labour, apparatus and appliances, not to be operated by manual or animal labour, which are designed for use in an industrial system, control gear, self-acting or otherwise, and transmission gear, etc., and bare hard-drawn electrolytic copper wires and cables, etc.‡   | 22,77,011          | 41,78,371          | 57,81,694          | 48,75,253          | 55,74,002          |
| 72 (1). Textile machinery and apparatus by whatever power operated, namely, healds, heald cords, etc.‡   | 10,50,455          | 21,89,346          | 21,10,876          | 18,10,384          | 17,56,802          |
| 72 (2). Printing and Lithographic Material‡  | 77,814             | 1,26,980           | 1,76,059           | 1,98,148           | 2,43,614           |
| 72 (3). Component parts of Machinery‡  | 18,74,412          | 48,98,743          | 52,61,915          | 63,33,029          | 68,47,875          |
| 72 (4). Passenger Lifts and component parts and accessories thereof‡   | —                  | —                  | —                  | 10,529             | 41,999             |
| 72 (5). Domestic Refrigerators—  |                    |                    |                    |                    |                    |
| At standard rate . . . . .   | —                  | —                  | (a) 1,01,866       | 2,02,529           | 2,88,455           |
| „ preferential rate . . . . .  | —                  | —                  | (a) 2,840          | 3,589              | 4,443              |
| <b>TOTAL</b>   | <b>1,02,005</b>    | <b>1,49,282</b>    | <b>1,04,666</b>    | <b>2,06,118</b>    | <b>2,42,898</b>    |
| 72 (6). Machinery and component parts thereof, meaning machines or parts of machines to be worked by manual or animal labour, not otherwise specified, and any machines (except such as are designed to be used exclusively in industrial processes) which require for their operation less than one-quarter of one brake-horse-power—   |                    |                    |                    |                    |                    |
| At standard rate . . . . .   | —                  | —                  | (a) 4,90,280       | 14,09,693          | 15,32,058          |
| „ preferential rate . . . . .  | —                  | —                  | (a) 4,15,762       | 11,53,818          | 11,63,887          |
| <b>TOTAL</b>   | <b>14,71,008</b>   | <b>14,52,990</b>   | <b>17,55,958</b>   | <b>25,63,511</b>   | <b>26,95,940</b>   |
| 73. Electrical Instruments, apparatus and appliances, not otherwise specified, <i>excluding</i> telegraphic and telephonic—  |                    |                    |                    |                    |                    |
| At standard rate . . . . .   | —                  | —                  | (a) 8,50,421       | 16,52,919          | 16,96,961          |
| „ preferential rate . . . . .  | —                  | —                  | (a) 5,80,820       | 12,07,408          | 9,61,925           |
| <b>TOTAL</b>   | <b>4,16,502</b>    | <b>12,27,135</b>   | <b>26,66,675</b>   | <b>28,60,327</b>   | <b>26,58,886</b>   |
| 73 (1). The following Electrical Instruments, Apparatus and Appliances, namely :—  |                    |                    |                    |                    |                    |
| Electrical Control Gear and Transmission Gear, namely: switches ( <i>excluding</i> switch-boards), fuses and current-breaking devices of all sorts and descriptions, designed for use in circuits of less than ten amperes and at a pressure not exceeding 250 volts; and regulators for use with motors designed to consume less than 187 watts; bare or insulated copper wires and cables, any one core of which, not being one specially designed as a pilot core, has a sectional area of less than one-eighth part of a square inch, and wires and cables of other metals of not more than equivalent conductivity; and line insulators, <i>including</i> also cleats, connectors, leading-in tubes and the like, of types and sizes such as are ordinarily used in connection with the transmission of power for other than industrial purposes, and the fittings thereof but <i>excluding</i> electrical earthenware and porcelain otherwise specified— |                    |                    |                    |                    |                    |
| At standard rate . . . . .   | —                  | —                  | —                  | 1,03,766           | 3,24,441           |
| „ preferential rate . . . . .  | —                  | —                  | —                  | 1,96,186           | 5,85,739           |
| <b>TOTAL</b>   | <b>—</b>           | <b>—</b>           | <b>—</b>           | <b>3,04,952</b>    | <b>9,10,180</b>    |

\* Separately recorded from January, 1933.  
† Separately recorded from January, 1935.  
‡ Dutiable from 30th September, 1931.  
§ Separately recorded from January, 1935. Figures prior to January, 1935 are included in Item No. 75.  
¶ Separately recorded from January, 1935. Figures prior to January, 1935 are included in Item No. 73.  
(a) Figures relate to six months, October, 1933 to March, 1934.

GROSS amount of CUSTOMS duty COLLECTED on the PRINCIPAL and other articles of IMPORTED MERCHANDISE subject to duty, in each OFFICIAL year from 1931-32 to 1935-36.

| ARTICLES  | 1931-32            | 1932-33            | 1933-34            | 1934-35            | 1935-36            |
|---|--------------------|--------------------|--------------------|--------------------|--------------------|
| <b>The First Schedule—Import Tariff—contd.</b>  |                    |                    |                    |                    |                    |
| <b>SECTION XVI—contd.</b>   |                    |                    |                    |                    |                    |
| <b>Machinery and Apparatus, Electrical Material—contd.</b>  |                    |                    |                    |                    |                    |
| 73 (2). The following Electrical Instruments, Apparatus and Appliances, namely, telegraphic and telephonic instruments, apparatus and appliances not otherwise specified, flash lights, carbons, condensers, and bell apparatus, and switch-boards designed for use in circuits of less than ten amperes and at a pressure not exceeding 250 volts*   | —                  | 2,08,056           | 6,49,887           | 8,23,787           | 8,80,642           |
| 73 (3). Telegraphic Instruments and Apparatus and parts thereof imported by, or under the orders of a Railway Administration  | 4,094              | 5,415              | 5,775              | 2,702              | 458                |
| 73 (4). Wireless Reception Instruments and Apparatus and component parts thereof, including all electric valves, amplifiers and loud speakers which are not specially designed for purposes other than wireless reception or are not original parts of and imported along with instruments or apparatus so designed—  | —                  | —                  | (a) 1,36,038       | 5,04,715           | 8,98,667           |
| At standard rate . . . . .  | —                  | —                  | (a) 1,10,293       | 1,74,467           | 1,67,164           |
| „ preferential rate . . . . .   | —                  | —                  | —                  | —                  | —                  |
| <b>TOTAL</b>  | <b>1,04,864</b>    | <b>2,55,088</b>    | <b>4,09,360</b>    | <b>7,69,182</b>    | <b>10,65,881</b>   |
| 73 (6). Electrical earthenware and porcelain, the following, namely:—Insulators, Shackle, Sinclair, Cordeaux or Pin-type, not otherwise specified, Two-way cleats, Spacing Insulators, Colling roses and Joint-box cut-outs†—   | —                  | —                  | 16,376             | 39,376             | 49,449             |
| At standard rate . . . . .  | —                  | —                  | 1,052              | 6,750              | 6,150              |
| „ preferential rate . . . . .   | —                  | —                  | —                  | —                  | —                  |
| <b>TOTAL</b>  | <b>—</b>           | <b>—</b>           | <b>17,428</b>      | <b>46,126</b>      | <b>55,599</b>      |
| 73 (6). Rubber-Insulated Copper Wires and Cables, no core of which, other than one specially designed as a pilot core, has a sectional area of less than one-eightieth part of a square inch, whether made with any additional insulating or covering material or not   | 22,253             | 28,200             | 41,220             | 31,407             | 26,987             |
| <b>TOTAL SECTION XVI</b>  | <b>74,00,513</b>   | <b>1,46,59,646</b> | <b>1,90,71,521</b> | <b>2,08,29,461</b> | <b>2,30,02,323</b> |
| <b>SECTION XVII.</b>  |                    |                    |                    |                    |                    |
| <b>Transport Material.</b>  |                    |                    |                    |                    |                    |
| 74. Coal tube, tipping wagons and the like conveyance designed for use on light rail track—   |                    |                    |                    |                    |                    |
| of British manufacture . . . . .  | 16,210             | 11,717             | 10,180             | 9,477              | 11,168             |
| not of British manufacture . . . . .  | 19,206             | 6,507              | 17,243             | 11,223             | 14,387             |
| 74 (1). Tramcars and component parts and accessories thereof‡   | —                  | —                  | —                  | 40,937             | 1,26,253           |
| 74 (2). Railway materials . . . . .   | 8,98,017           | 5,51,792           | 6,06,192           | 8,77,442           | 2,72,000           |
| 74 (3). Component parts of Railway materials . . . . .  | 1,87,041           | 1,60,268           | 2,72,966           | 8,52,234           | 14,99,597          |
| 75. Conveyances not otherwise specified and component parts and accessories thereof; also motor vans and motor lorries imported complete (b) . . . . .  | 34,89,382          | 27,04,019          | 3,09,901           | 3,42,461           | 2,82,268           |
| 75 (1). Motor cars including taxi cabs and articles (other than rubber tyres and tubes) adapted for use as parts and accessories thereof, provided that such articles as are ordinarily also used for other purposes than as parts and accessories of motor vehicles included in this item or in Items Nos. 75(2) and 75(3) shall be dutiable at the rate of duty specified for such articles§— | —                  | —                  | (a) 22,76,941      | 61,36,225          | 57,51,392          |
| At standard rate . . . . .  | —                  | —                  | (a) 19,95,242      | 40,75,597          | 39,12,264          |
| „ preferential rate . . . . .   | —                  | —                  | —                  | —                  | —                  |
| <b>TOTAL</b>  | <b>—</b>           | <b>17,57,880</b>   | <b>75,01,984</b>   | <b>1,02,11,822</b> | <b>96,93,656</b>   |
| 75 (2). Motor cycles and motor scooters and articles (other than rubber tyres and tubes) adapted for use as parts and accessories thereof except such articles as are also adapted for use as parts and accessories of motor cars (c)   | 68,19,748          | 47,08,388          | 1,29,484           | 1,44,904           | 1,37,194           |
| 75 (3). Motor omnibuses; chassis of motor omnibuses, motor vans and motor lorries; and parts of mechanically propelled vehicles and accessories not otherwise specified, excluding rubber tyres and tubes and such parts and accessories of motor vehicles included in this item as are also adapted for use as parts and accessories of motor cars—  | —                  | —                  | (a) 9,57,525       | 24,45,000          | 24,20,435          |
| At standard rate . . . . .  | —                  | —                  | (a) 1,18,134       | 4,78,561           | 5,58,515           |
| „ preferential rate . . . . .   | —                  | —                  | —                  | —                  | —                  |
| <b>TOTAL</b>  | <b>—</b>           | <b>8,43,645</b>    | <b>18,71,722</b>   | <b>29,24,221</b>   | <b>29,78,950</b>   |
| 75 (4). Carriages and carts which are not mechanically propelled, not otherwise specified, and cycles (other than motor cycles) imported entire or in sections and parts and accessories thereof; excluding rubber tyres and tubes—   | —                  | —                  | (a) 4,36,859       | 9,18,446           | 8,39,368           |
| At standard rate . . . . .  | —                  | —                  | (a) 8,22,089       | 14,03,822          | 15,47,430          |
| Preferential rate . . . . .   | —                  | —                  | —                  | —                  | —                  |
| <b>TOTAL</b>  | <b>—</b>           | <b>6,41,929</b>    | <b>21,41,854</b>   | <b>28,21,768</b>   | <b>23,86,798</b>   |
| 76. Aeroplanes, aeroplane parts, aeroplane engines, aeroplane engine parts and rubber tyres and tubes used exclusively for aeroplanes   | 9,342              | 8,408              | 17,604             | 14,352             | 19,326             |
| 76 (1). Ships and other vessels for inland and harbour navigation including steamers, launches, boats and barges imported entire or in sections   | 1,00,193           | 67,448             | 68,269             | 57,026             | 35,280             |
| 76 (3). Furniture tackle and apparel not otherwise described for steam-sailing, rowing and other vessels  | 3,273              | 4,901              | 2,685              | 10,167             | 3,827              |
| <b>TOTAL SECTION XVII</b>   | <b>1,10,42,917</b> | <b>1,09,66,892</b> | <b>1,29,48,464</b> | <b>1,73,27,034</b> | <b>1,74,55,715</b> |

\* Separately recorded from January, 1933. Figures prior to January, 1933 are included in Item No. 73.  
 † Separately recorded from January, 1934.  
 ‡ Separately recorded from January, 1935. Figures prior to January, 1935 are included in Item No. 75.  
 § Separately recorded from January, 1935.  
 (a) Figures relate to six months, October, 1933 to March, 1934.  
 (b) Inclusive, up to December, 1934 of duty collected on Item Nos. 74(1) and 72(4).  
 (c) Inclusive up to December, 1932, of duty collected on Item No. 75(1).

No. 15—continued

GROSS amount of CUSTOMS duty COLLECTED on the PRINCIPAL and other articles of IMPORTED MERCHANDISE subject to duty, in each OFFICIAL year from 1931-32 to 1935-36—continued

| ARTICLES  | 1931-32   | 1932-33   | 1933-34      | 1934-35   | 1935-36   |
|---|-----------|-----------|--------------|-----------|-----------|
|   | R         | R         | R            | R         | R         |
| <b>The First Schedule—Import Tariff—contd.</b>  |           |           |              |           |           |
| <b>SECTION XVIII.</b>   |           |           |              |           |           |
| Scientific and Precision Instruments and Apparatus; Watchmakers' and Clockmakers' Wares; Musical Instruments.   |           |           |              |           |           |
| 77 Instruments, apparatus and appliances <i>other than</i> electrical, all sorts not otherwise specified, including photographic, scientific, philosophical and surgical—   |           |           |              |           |           |
| At standard rate . . . . .  | —         | —         | (a) 5,56,778 | 11,72,968 | 18,03,402 |
| „ preferential rate . . . . .   | —         | —         | (a) 3,91,187 | 8,34,043  | 9,35,542  |
| TOTAL . . . . .   | 50,50,629 | 41,80,887 | 17,38,306    | 20,07,011 | 32,30,004 |
| 77 (2). Optical Instruments, apparatus and appliances* . . . . .  | —         | 31,684    | 1,82,554     | 1,08,740  | 1,04,940  |
| 78. Clocks and watches and parts thereof . . . . .  | 4,86,588  | 6,38,308  | 8,01,952     | 8,06,672  | 8,00,660  |
| 79. Musical Instruments and parts thereof, all sorts not otherwise specified—   |           |           |              |           |           |
| At standard rate . . . . .  | —         | —         | (a) 4,19,528 | 6,75,252  | 5,71,357  |
| „ preferential rate . . . . .   | —         | —         | (a) 3,03,450 | 4,83,188  | 4,77,742  |
| TOTAL . . . . .   | 10,00,508 | 10,56,422 | 12,07,817    | 11,58,800 | 10,49,099 |
| 79 (1). The following Musical Instruments, namely, complete organs and harmoniums and records for talking machines† . . . . .   | —         | 38,793    | 1,31,108     | 1,00,661  | 95,797    |
| TOTAL SECTION XVIII . . . . .   | 65,46,805 | 59,45,604 | 40,56,825    | 42,66,474 | 44,69,400 |
| <b>SECTION XIX.</b>   |           |           |              |           |           |
| <b>Arms and Ammunition.</b>   |           |           |              |           |           |
| 80. Save where otherwise specified, all articles which are arms or parts of arms within the meaning of the Indian Arms Act, 1878 (excluding springs used for air guns), all tools used for cleaning or putting together the same, all machines for making, loading, closing or capping cartridges or arms <i>other than</i> rifled arms and all other sorts of ammunition and military stores, and any articles which the Governor-General in Council may by notification in the Gazette of India, declare to be ammunition or military stores for the purposes of this Act‡ . . . . .  | 5,26,104  | 4,17,876  | 62,443       | 52,993    | 59,042    |
| 80 (1). Subject to the exemptions specified in Item No. 80(3)—Firearms including gas and air guns, gas and air rifles and gas and air pistols, not otherwise specified, but <i>excluding</i> parts and accessories thereof—   |           |           |              |           |           |
| At standard rate . . . . .  | —         | —         | (a) 88,450   | 1,12,076  | 1,27,514  |
| „ preferential rate . . . . .   | —         | —         | (a) 1,31,944 | 1,89,398  | 1,02,080  |
| TOTAL . . . . .   | —         | 1,05,020  | 3,72,157     | 3,02,874  | 3,10,603  |
| 80 (2). Subject to the exemptions specified in Item No. 80(3)—Barrels, whether single or double, for firearms, including gas and air guns, gas and air rifles, and gas and air pistols, not otherwise specified, main springs and magazine spring, for firearms including gas guns, gas rifles and gas pistols, gunstocks and breech blocks, revolver cylinders, for each cartridge they will carry, actions (including skeleton and waster), breech bolts and their heads, cocking pieces, and locks for muzzle loading arms, machines for making, loading, or closing cartridges for rifled arms and machines for capping cartridges for rifled arms§ . . . . . | 6,05,838  | 3,12,413  | 605          | 685       | 702       |
| 80 (4). Ornamental Arms of an obsolete pattern possessing only an antiquarian value; masonic and theatrical and fancy dress swords, provided they are virtually useless for offensive or defensive purposes; and <i>dab</i> intended exclusively for domestic, agricultural and industrial purposes . . . . .   | 3         | 62        | 95           | 450       | 236       |
| 81; Cartridge cases, filled and empty  —  |           |           |              |           |           |
| At standard rate . . . . .  | —         | —         | (a) 88,159   | 76,570    | 86,454    |
| „ preferential rate . . . . .   | —         | —         | (a) 2,05,756 | 2,71,017  | 3,00,304  |
| TOTAL . . . . .   | —         | 98,125    | 3,62,645     | 3,47,687  | 3,86,758  |
| TOTAL SECTION XIX . . . . .   | 12,21,945 | 9,28,406  | 7,97,845     | 7,04,039  | 7,06,941  |

\* Separately recorded from January, 1933. Figures prior to January 1933 are included in Item No. 77.  
† Separately recorded from January, 1933. Figures prior to January 1933 are included in Item No. 79.  
‡ Inclusive up to December 1932 of duty collected on Item No. 81.  
§ Separately recorded from January, 1933. Figures prior to January 1933 are included in Item No. 80 (2).  
|| Inclusive up to December 1932, of duty collected on Item No. 80 (1).  
¶ Separately recorded from January, 1933. Figures prior to January 1933 are included in Item No. 80.  
(a) Figures relate to six months, October 1933 to March 1934.

GROSS amount of CUSTOMS duty COLLECTED on the PRINCIPAL and other articles of IMPORTED MERCHANDISE subject to duty, in each OFFICIAL year from 1931-32 to 1935-36—concluded

| ARTICLES   | 1931-32             | 1932-33             | 1933-34             | 1934-35             | 1935-36             |
|--|---------------------|---------------------|---------------------|---------------------|---------------------|
| <b>The First Schedule—Import Tariff—<i>consolid.</i></b>   |                     |                     |                     |                     |                     |
| <b>SECTION XX.</b>   |                     |                     |                     |                     |                     |
| <b>Miscellaneous goods and products not elsewhere included.</b>  |                     |                     |                     |                     |                     |
| 82. Coral, prepared  | 1,029               | 878                 | 730                 | 120                 | 826                 |
| 82 (1). Ivory, manufactured, not otherwise specified   | 6,345               | 6,208               | 4,967               | 6,056               | 9,881               |
| 82 (2). Bangles and beads, not otherwise specified*  | —                   | —                   | —                   | 96,234              | 3,01,392            |
| 83. Brushes, all sorts—  |                     |                     |                     |                     |                     |
| At standard rate   | —                   | —                   | (a) 98,676          | 2,13,299            | 1,96,717            |
| „ preferential rate  | —                   | —                   | (a) 50,441          | 1,23,689            | 1,36,800            |
| <b>TOTAL</b>   | <b>1,81,781</b>     | <b>8,13,792</b>     | <b>2,76,628</b>     | <b>3,36,988</b>     | <b>3,32,517</b>     |
| 84. Toys, games, playing cards and requisites for games and sports, bird shot, toy cannons, air guns and air pistols for the time being excluded in any part of British India from the operation of all the prohibitions and directions contained in the Indian Arms Act, 1878, and bows and arrows— |                     |                     |                     |                     |                     |
| At standard rate   | —                   | —                   | (a) 11,64,814       | 10,23,894           | 17,15,116           |
| „ preferential rate  | —                   | —                   | (a) 2,51,751        | 4,48,995            | 4,52,138            |
| <b>TOTAL</b>   | <b>16,02,854</b>    | <b>23,68,750</b>    | <b>25,36,567</b>    | <b>25,72,889</b>    | <b>21,67,254</b>    |
| 85. Buttons, Metal†—   |                     |                     |                     |                     |                     |
| At standard rate   | —                   | —                   | (a) 1,30,200        | 2,36,248            | 1,92,845            |
| „ preferential rate  | —                   | —                   | (a) 8,530           | 12,987              | 16,100              |
| <b>TOTAL</b>   | <b>—</b>            | <b>47,162</b>       | <b>2,40,357</b>     | <b>2,49,235</b>     | <b>2,08,945</b>     |
| 85 (1). Smokers' requisites excluding tobacco and matches—   |                     |                     |                     |                     |                     |
| At standard rate   | —                   | —                   | (a) 81,830          | 1,43,676            | 1,46,973            |
| „ preferential rate  | —                   | —                   | (a) 18,817          | 44,513              | 29,952              |
| <b>TOTAL</b>   | <b>1,00,233</b>     | <b>1,13,661</b>     | <b>1,05,920</b>     | <b>1,88,189</b>     | <b>1,76,925</b>     |
| <b>TOTAL SECTION XX</b>  | <b>18,92,842</b>    | <b>28,50,361</b>    | <b>32,55,109</b>    | <b>32,50,611</b>    | <b>32,87,240</b>    |
| <b>SECTION XXI.</b>  |                     |                     |                     |                     |                     |
| <b>Works of Art and Articles for Collection.</b>   |                     |                     |                     |                     |                     |
| 86. Prints, Engravings and Pictures (including photographs and picture post cards) not otherwise specified‡  | —                   | —                   | —                   | 2,777               | 23,388              |
| 86 (1). Art, works of, not otherwise specified   | 37,084              | 40,653              | 16,717              | 25,634              | 39,645              |
| <b>TOTAL SECTION XXI</b>   | <b>37,084</b>       | <b>40,653</b>       | <b>16,717</b>       | <b>28,411</b>       | <b>63,033</b>       |
| <b>SECTION XXII.</b>   |                     |                     |                     |                     |                     |
| 87. All other articles not otherwise specified, including articles imported by post (b)  | 77,40,314           | 86,33,620           | 89,12,608           | 95,07,677           | 99,66,023           |
| <b>Government Stores (including imports by State Railways).</b>  |                     |                     |                     |                     |                     |
| <b>Iron and Steel—</b>   |                     |                     |                     |                     |                     |
| <b>Liable to protective duties—</b>  |                     |                     |                     |                     |                     |
| Of British manufacture   | 94,257              | 31,068              | 28,495              | 57,200              | 56,284              |
| Not of British manufacture   | 27,121              | 5,973               | 10,349              | 8,258               | 10,893              |
| Not liable to additional duties  | 55,623              | 25,554              | 41,146              | 40,033              | —                   |
| Liable to preferential revenue duties§   | —                   | —                   | —                   | 3,571               | 20,636              |
| Paper and Stationery   | 78,287              | 51,790              | 64,224              | 73,750              | 1,00,740            |
| Railway plant and rolling stock (non-protective)   | 2,34,510            | 75,989              | 52,064              | 1,53,745            | 1,68,183            |
| Others   | 41,08,810           | 31,54,521           | 23,64,304           | 21,22,012           | 26,34,068           |
| <b>TOTAL OF GOVERNMENT STORES</b>  | <b>46,98,608</b>    | <b>33,44,000</b>    | <b>25,60,582</b>    | <b>24,59,569</b>    | <b>29,90,868</b>    |
| <b>GRAND TOTAL</b>   | <b>38,96,06,108</b> | <b>45,17,98,141</b> | <b>38,44,41,851</b> | <b>41,22,58,848</b> | <b>41,55,96,826</b> |

\* Separately recorded from January, 1935. Figures prior to January, 1935, are included in Item No. 60 (3).  
 † Separately recorded from January, 1933.  
 ‡ Separately recorded from January, 1935. Figures prior to January, 1935, are included in Item No. 45 (2).  
 § Separately recorded from January, 1935.  
 (a) Figures relate to six months, October, 1933, to March, 1934.  
 (b) Exclusive of (c) jewellery, (d) precious stones, (iii) gold and silver thread, (iv) cigarettes and (v) cinematograph films imported by post.

No. 16

GROSS amount of CUSTOMS duty COLLECTED on EXPORTED MERCHANDISE subject to duty in each OFFICIAL year from 1931-32 to 1935-36

| ARTICLES                                 | 1931-32            | 1932-33            | 1933-34            | 1934-35            | 1935-36            |
|--|--------------------|--------------------|--------------------|--------------------|--------------------|
|  | R                  | R                  | R                  | R                  | R                  |
| <b>The Second Schedule—Export Tariff</b> |                    |                    |                    |                    |                    |
| Skins, raw*                              | 2,60,492           | 1,28,782           | 84,060             | 5,075              | ..                 |
| Arsenicated and air dried hides—         |                    |                    |                    |                    |                    |
| Cows (including calf skins)              | 1,71,152           | 1,08,002           | 1,60,218           | 4,491              | ..                 |
| Buffaloes (including calf skins)         | 50,320             | 20,379             | 52,418             | 1,896              | ..                 |
| Dry salted hides—                        |                    |                    |                    |                    |                    |
| Cows (including calf skins)              | 2,47,504           | 1,05,662           | 2,49,632           | 4,188              | ..                 |
| Buffaloes (including calf skins)         | 18,335             | 4,342              | 6,391              | 211                | ..                 |
| Wet salted hides—                        |                    |                    |                    |                    |                    |
| Cows (including calf skins)              | 14,069             | 8,699              | 12,680             | 66                 | ..                 |
| Buffaloes (including calf skins)         | 4,740              | 2,719              | 4,172              | 53                 | ..                 |
| Goat and kid skins                       | 12,15,698          | 9,14,151           | 12,55,997          | 7,00,885           | 90,327             |
| Sheep skins                              | 45,371             | 27,343             | 50,144             | 39,083             | 2,271              |
| Jute—                                    |                    |                    |                    |                    |                    |
| Raw (including cutting)                  | 1,44,07,566        | 1,36,68,905        | 1,77,58,148        | 1,88,66,992        | 1,85,83,964        |
| Manufactures—                            |                    |                    |                    |                    |                    |
| Sacking                                  | 72,77,358          | 75,88,757          | 72,02,626          | 75,14,000          | 79,65,259          |
| Hosiaries and all other descriptions     | 98,16,284          | 94,89,240          | 97,08,078          | 1,03,26,696        | 1,12,13,372        |
| Rice—                                    |                    |                    |                    |                    |                    |
| Rice in the husk                         | 3,00,372           | 2,43,188           | 60,921             | 76,170             | 71,255             |
| " not in the husk                        | 92,28,902          | 73,30,370          | 69,64,661          | 64,01,798          | 55,87,112          |
| " flour                                  | 772                | 1,098              | 318                | 613                | 402                |
| Government Stores                        | 71                 | 70                 | 74                 | 51                 | ..                 |
| <b>TOTAL</b>                             | <b>4,28,51,988</b> | <b>3,97,29,212</b> | <b>4,34,94,592</b> | <b>4,32,31,173</b> | <b>4,35,22,662</b> |

\* Includes hides, raw, up to 1933-34. Duty on Skins, raw, was abolished under the Indian Finance Act, 1935.



AMOUNT of DRAWBACKS PAID and DUTIES REFUNDED on the PRINCIPAL and other

| ARTICLES   | DRAWBACKS     |               |               |               |               | R                |                 |
|--|---------------|---------------|---------------|---------------|---------------|------------------|-----------------|
|  | 1931-32       | 1932-33       | 1933-34       | 1934-35       | 1935-36       | 1931-32          | 1932-33         |
| <b>The First Schedule—Import Tariff</b>  |               |               |               |               |               |                  |                 |
| <b>SECTION I.</b>  |               |               |               |               |               |                  |                 |
| <b>Live Animals and products of the Animal Kingdom.</b>  |               |               |               |               |               |                  |                 |
| 2. Bacon and Ham, not canned or bottled  | —             | —             | —             | ..            | 109           | —                | —               |
| 3. Fish, not otherwise specified   | 2,943         | 1,067         | ..            | ..            | 12            | 823              | 447             |
| 3 (1). Fish, salted, wet   | 80            | ..            | ..            | ..            | ..            | 495              | 225             |
| 3 (2). Fish, salted, dry   | —             | ..            | ..            | 2             | ..            | —                | ..              |
| 3 (3). Fish, unsalted, dry   | —             | 29            | ..            | 101           | 20            | —                | ..              |
| 3 (4). Fish maws, including signally and scollo and sharkfins  | —             | —             | —             | ..            | ..            | —                | —               |
| 4. Butter, Cheese and Ghee.  | —             | —             | —             | 378           | 2,968         | —                | —               |
| 4 (1). Milk, condensed or preserved, including milk cream  | —             | 807           | 5,668         | 9,943         | 7,168         | —                | 124             |
| 5. Coral, unprepared   | —             | —             | —             | ..            | ..            | —                | —               |
| 5 (1). Cowries and shells  | 287           | ..            | 139           | 217           | 158           | 170              | 142             |
| 5 (2). Ivory, unmanufactured   | 529           | 3,328         | 2,161         | 5,676         | 3,784         | 20               | 1,419           |
| <b>TOTAL SECTION I</b>   | <b>3,839</b>  | <b>5,231</b>  | <b>7,968</b>  | <b>16,817</b> | <b>14,209</b> | <b>1,008</b>     | <b>2,357</b>    |
| <b>SECTION II.</b>   |               |               |               |               |               |                  |                 |
| <b>Products of the Vegetable Kingdom.</b>  |               |               |               |               |               |                  |                 |
| 7. Vegetables, all sorts, fresh, dried, salted or preserved, not otherwise specified.                  | —             | —             | —             | ..            | 153           | —                | —               |
| 8. Fruits, all sorts, fresh, dried, salted or preserved, not otherwise specified                       | 10,135        | 3,453         | 3,153         | 1,721         | 1,251         | 20,555           | 28,807          |
| 8 (1). Currants  | 1             | 2             | ..            | ..            | ..            | 174              | 3               |
| 9. Coffee not otherwise specified  | 30            | 1,408         | ..            | 3             | 3             | 18               | 11              |
| 9 (1). Coffee, canned or bottled   | —             | ..            | ..            | 5             | 28            | —                | 3               |
| 9 (2). Tea   | 559           | 2,542         | 1,123         | 314           | 622           | 5,07,774         | 5,14,337        |
| 9 (3). The following spices, namely—<br>Cardamoms, cassia, cinnamon, cloves, nutmegs and pepper—       |               |               |               |               |               |                  |                 |
| (a) Unground   | —             | 961           | 2,533         | 2,943         | 2,855         | —                | 2,787           |
| (b) Ground   | 11,566        | 7,506         | ..            | ..            | 1             | 5,158            | 4,233           |
| 9 (4). The following unground spices, namely—<br>Chillies, ginger and mace                             | —             | ..            | 133           | 74            | 707           | —                | 4               |
| 9 (5). Betelnuts   | 105           | 19            | 44            | ..            | ..            | 4,085            | 3,238           |
| 9 (6). Vanilla beans   | —             | —             | —             | ..            | ..            | —                | —               |
| 10 (1). Wheat  | ..            | 85            | 40            | 9             | ..            | 4,05,069         | 613             |
| 10 (2). Broken Rice  | —             | —             | —             | —             | ..            | —                | —               |
| 11. Flour not otherwise specified  | ..            | 5             | 12            | 85            | 26            | 47               | 1,104           |
| 11 (1). Wheat flour  | —             | —             | —             | ..            | 74            | —                | —               |
| 11 (3). Sago and Tapioca   | —             | 453           | 229           | 562           | 602           | —                | 1,031           |
| 11 (4). Starch and farina  | —             | —             | —             | 17            | 57            | —                | —               |
| 12. Seeds, all sorts, not otherwise specified  | 255           | 413           | 261           | 104           | 90            | 2,467            | 1,231           |
| 12 (2). Oilseeds, non-essential, all sorts, not otherwise specified, including copra or coconut kernel | —             | ..            | ..            | ..            | ..            | —                | 19,615          |
| 12 (5). Fodder, bran and pollards  | ..            | ..            | ..            | ..            | ..            | 980              | 440             |
| 13. Dyeing and Tanning Substances, all sorts not otherwise specified                                   | 6,938         | 7,667         | 2,088         | 2,770         | 5,195         | 1,6,288          | 9,817           |
| 13 (2). Cutch and gambier, all sorts   | —             | ..            | 161           | ..            | ..            | —                | ..              |
| 13 (3). Gums, Resins and Lac, all sorts not otherwise specified  | 1,264         | 424           | 323           | 270           | 107           | 1,009            | 1,168           |
| 13 (4). Gums, Arabic, Benjamin (ras and cowrie) and Dammer (including unrefined batu) and rosin.       | —             | 49            | 326           | 375           | 141           | —                | 31              |
| 13 (6). Opium  | ..            | ..            | ..            | ..            | ..            | ..               | ..              |
| 14. Canes and Rattans  | ..            | ..            | 351           | 47            | 142           | 372              | 204             |
| <b>TOTAL SECTION II</b>  | <b>30,353</b> | <b>24,987</b> | <b>11,627</b> | <b>10,004</b> | <b>12,144</b> | <b>10,23,966</b> | <b>5,08,677</b> |

N. B.—For explanations of (—) entries against items in this table please see footnotes to corresponding items in table No. 15.

## ARTICLES IMPORTED and EXPORTED, in each Official Year from 1931-32 to 1935-36

| FUNDS     |          |           | TOTAL     |          |           |          |           | ARTICLES  |
|-----------|----------|-----------|-----------|----------|-----------|----------|-----------|---|
| 1933-34   | 1934-35  | 1935-36   | 1931-32   | 1932-33  | 1933-34   | 1934-35  | 1935-36   |   |
| R         | R        | R         | R         | R        | R         | R        | R         |   |
| —         | 1,180    | 734       | —         | —        | —         | 1,180    | 843       | The First Schedule—Import Tariff.   |
| 646       | 137      | 450       | 8,266     | 1,514    | 646       | 137      | 462       | SECTION I.  |
| 837       | 26       | 78        | 576       | 225      | 837       | 26       | 78        | Live Animals and products of the Animal Kingdom.  |
| 375       | ..       | 216       | —         | ..       | 375       | 2        | 216       | 2. Bacon and Ham, not canned or bottled.  |
| 39        | 33       | 137       | —         | 29       | 39        | 134      | 157       | 3. Fish, not otherwise specified.   |
| —         | ..       | 77        | —         | —        | —         | ..       | 77        | 3(1). Fish, salted, wet.  |
| —         | 219      | 3,217     | —         | —        | —         | 501      | 6,180     | 3(2). Fish, salted, dry.  |
| 6,424     | 6,334    | 650       | —         | 931      | 12,092    | 16,277   | 7,813     | 3(3). Fish, unsalted, dry.  |
| —         | ..       | ..        | —         | —        | —         | ..       | ..        | 3(4). Fish maws, including signally and sozillo and sharkfins.  |
| 83        | 296      | 88        | 457       | 142      | 223       | 513      | 246       | 4. Butter, Cheese and Ghee.   |
| 9,573     | 1,485    | 417       | 549       | 4,747    | 11,734    | 7,161    | 4,201     | 4(1). Milk, condensed or preserved, (including milk cream.  |
| 17,470    | 9,704    | 6,064     | 4,847     | 7,588    | 25,444    | 26,021   | 30,273    | 5. Coral, unprepared.   |
| —         | 1,008    | 477       | —         | —        | —         | 1,008    | 630       | 5(1). Cowries and shells.   |
| 35,772    | 23,827   | 81,320    | 30,600    | 42,260   | 38,925    | 25,548   | 32,571    | 5(2). Ivory, unmanufactured.  |
| 16        | 118      | 23        | 175       | 5        | 16        | 118      | 23        | TOTAL SECTION I.  |
| 128       | ..       | ..        | 48        | 1,419    | 128       | 8        | 8         | SECTION II.   |
| 100       | ..       | 27        | —         | 8        | 100       | 5        | 55        | Products of the Vegetable Kingdom.  |
| 9,62,972  | 4,90,285 | 11,88,081 | 5,08,338  | 5,16,879 | 9,64,095  | 4,91,079 | 11,88,703 | 7. Vegetables, all sorts, fresh, dried, salted or preserved, not otherwise specified.                 |
| 9,830     | 7,000    | 34,068    | —         | 3,748    | 12,713    | 10,548   | 37,523    | 8. Fruits, all sorts, fresh, dried, salted or preserved, not otherwise specified.                     |
| 15        | 25       | 15        | 16,724    | 11,730   | 15        | 25       | 16        | 8(1). Currants.   |
| 82        | 808      | 484       | —         | 4        | 215       | 832      | 1,281     | 9. Coffee not otherwise specified.  |
| 9,595     | 5,401    | 14,723    | 4,190     | 3,257    | 9,639     | 5,401    | 14,723    | 9(1). Coffee, canned or bottled.  |
| —         | ..       | ..        | —         | —        | —         | ..       | ..        | 9(2). Tea.  |
| 348       | 534      | ..        | 4,85,069  | 698      | 338       | 543      | ..        | 9(3). The following spices, namely—   |
| —         | —        | 835       | —         | —        | —         | —        | 835       | Cardamoms, cassia, cinnamon, cloves, nutmegs and pepper—  |
| 277       | 105      | 84        | 47        | 1,109    | 239       | 190      | 110       | (a) Unground.   |
| 10,648    | 15,154   | 6,007     | —         | 1,484    | 19,377    | 15,716   | 8,609     | (b) Ground.   |
| —         | 15,349   | 519       | —         | —        | —         | 15,366   | 576       | 9(4). The following unground species, namely—   |
| 1,532     | 1,575    | 362       | 2,742     | 1,644    | 1,793     | 1,679    | 452       | Chillies, ginger and mace.  |
| 21,767    | 21,079   | 9,977     | —         | 10,615   | 21,767    | 21,079   | 9,977     | 9(5). Betelnuts.  |
| 1,508     | 855      | 418       | 980       | 440      | 1,508     | 855      | 418       | 9(6). Vanilla beans.  |
| 688       | 1,970    | 1,659     | 23,176    | 17,484   | 2,775     | 4,740    | 6,854     | 10(1). Wheat.   |
| 10,704    | 204      | 100       | —         | ..       | 30,865    | 284      | 106       | 10(2). Broken rice.   |
| 56        | 1,129    | 348       | 2,273     | 1,592    | 379       | 1,399    | 455       | 11. Flour not otherwise specified.  |
| 6,198     | 2,703    | 5,419     | —         | 80       | 6,524     | 3,273    | 5,560     | 11(1). Wheat flour.   |
| 60        | ..       | ..        | ..        | ..       | 66        | ..       | ..        | 11(3). Sago and Tapioca.  |
| 193       | 69       | 183       | 372       | 204      | 1,049     | 116      | 325       | 11(4). Starch and farina.   |
| 10,81,500 | 5,89,833 | 13,45,737 | 10,54,819 | 6,23,664 | 10,93,127 | 5,99,842 | 13,57,881 | 12. Seeds, all sorts, not otherwise specified.  |
| —         | —        | —         | —         | —        | —         | —        | —         | 12(2). Oilseeds, non-essential, all sorts, not otherwise specified including copra or coconut kernel. |
| —         | —        | —         | —         | —        | —         | —        | —         | 12(5). Fodder, bran and pollards.   |
| —         | —        | —         | —         | —        | —         | —        | —         | 13. Dyeing and Tanning Substances, all sorts not otherwise specified.                                 |
| —         | —        | —         | —         | —        | —         | —        | —         | 13(2). Cutch and gambier, all sorts.  |
| —         | —        | —         | —         | —        | —         | —        | —         | 13(3). Gums, Resins and Lac, all sorts not otherwise specified.                                       |
| —         | —        | —         | —         | —        | —         | —        | —         | 13(4). Gums, Arabic, Benjamin (ras and cowrie) and Dammar (including unrefined batu) and rosin.       |
| —         | —        | —         | —         | —        | —         | —        | —         | 13(6). Opium.   |
| —         | —        | —         | —         | —        | —         | —        | —         | 14. Canes and Battsans.   |
| —         | —        | —         | —         | —        | —         | —        | —         | TOTAL SECTION II.   |

AMOUNT of DRAWBACKS PAID and DUTIES REFUNDED on the PRINCIPAL and other

| ARTICLES  | DRAWBACKS  |            |              |              |              | Rs           |               |
|---|------------|------------|--------------|--------------|--------------|--------------|---------------|
|   | 1931-32    | 1932-33    | 1933-34      | 1934-35      | 1935-36      | 1931-32      | 1932-33       |
|   | R          | R          | R            | R            | R            | R            | R             |
| <b>The First Schedule—Import Tariff—contd.</b>  |            |            |              |              |              |              |               |
| <b>SECTION III.</b>   |            |            |              |              |              |              |               |
| Fatty Substances, Greases, Oils and Products of their Decomposition; prepared Alimentary Fats; Waxes of Animal or Vegetable Origin. |            |            |              |              |              |              |               |
| 15. All sorts of Stearino, wax, grease and animal fat, not otherwise specified  | 316        | 143        | 588          | 3,082        | 1,543        | 1,115        | 5,718         |
| 15(1). Lard, not canned or bottled . . . . .  | —          | —          | —            | ..           | ..           | —            | —             |
| 15(2). Beeswax . . . . .  | —          | ..         | ..           | ..           | ..           | —            | ..            |
| 15(4). Fish oil, including whale oil not otherwise specified. . . . .   | —          | 32         | 1,622        | ..           | 28           | —            | 2             |
| 15(5). Fish oil and whale oil, hardened or hydrogenated . . . . .   | —          | —          | ..           | 1,380        | 210          | —            | —             |
| 15(6). Vegetable Non-essential oils not otherwise specified . . . . .   | —          | ..         | 228          | 70           | 625          | —            | 26,615        |
| 15(7). The following Vegetable Non-essential oils namely, coconut, groundnut and linseed.   | —          | —          | —            | 205          | 148          | —            | —             |
| 15(8). All sorts of Animal oils not otherwise specified . . . . .   | —          | —          | —            | ..           | ..           | —            | —             |
| <b>TOTAL SECTION III</b>  | <b>316</b> | <b>175</b> | <b>3,438</b> | <b>4,746</b> | <b>2,558</b> | <b>1,115</b> | <b>32,335</b> |
| <b>SECTION IV.</b>  |            |            |              |              |              |              |               |
| Products of the Food-preparing Industries; Beverages, Alcoholic Liquors and Vinegars; Tobacco.                                      |            |            |              |              |              |              |               |
| 16. Canned or bottled bacon, ham and lard . . . . .   | —          | —          | —            | ..           | 42           | —            | —             |
| 16(1). Fish, canned . . . . .   | —          | 51         | 1,787        | 152          | 14           | —            | 105           |
| 16(2). Meringue, canned or bottled . . . . .  | —          | —          | —            | 236          | 200          | —            | —             |
| 17. Sugar, excluding confectionery . . . . .  | 1,145      | 1,034      | 185          | 1,801        | 133          | 3,34,207     | 5,27,313      |
| 17(1). Molasses . . . . .   | ..         | ..         | ..           | ..           | 8            | ..           | ..            |
| 17(2). Confectionery . . . . .  | 1,035      | 1,068      | 1,065        | 2,298        | 4,150        | 3,525        | 3,136         |
| 17(3). Sugar-candy . . . . .  | —          | —          | ..           | 204          | 6            | —            | —             |
| 18. Cocoa and chocolate other than confectionery . . . . .  | —          | 134        | 259          | 47           | 899          | —            | ..            |
| 19. Biscuits, cakes and farinaceous and patent foods, canned or bottled . . . . .   | —          | —          | —            | 198          | 1,285        | —            | —             |
| 20. Vegetable product, jams, jellies, pickles, chutnies, sauces and condiments, canned or bottled.                                  | —          | —          | —            | 25           | 325          | —            | —             |
| 20(1). Fruit Juices . . . . .   | —          | ..         | 7            | 15           | 26           | —            | 82            |
| 20(2). Fruits and Vegetables, canned or bottled . . . . .   | —          | 18         | 19           | 98           | 65           | —            | 620           |
| 21. Canned or bottled provisions, not otherwise specified . . . . .   | —          | 27         | 1,940        | 690          | 954          | —            | 2,184         |
| 21(1). Provisions and Oilman's Stores and Groceries, all sorts, not otherwise specified.  | 60,369     | 18,101     | 10,509       | 3,452        | 2,889        | 25,863       | 25,850        |
| 21(2). All sorts of food not otherwise specified . . . . .  | 1,616      | 284        | 5            | 3            | 31           | 130          | 120           |
| 22. All sorts of drink not otherwise specified . . . . .  | —          | —          | —            | ..           | 6            | —            | —             |
| 22(1). Ale and beer . . . . .   | —          | 356        | 3,351        | 3,416        | 2,437        | —            | 4,298         |
| 22(2). Porter, cider and other fermented liquors except ale and beer . . . . .  | 2,351      | 2,417      | 82           | 22           | 840          | 3,334        | 4,373         |
| 22(3). Wines, not containing more than 42 per cent of proof spirit . . . . .  | 2,688      | 2,415      | 575          | 1,792        | 760          | 14,300       | 12,828        |
| 22(4). Spirits (other than denatured spirit) . . . . .  | 16,824     | 10,447     | 4,433        | 2,823        | 9,150        | 55,221       | 34,534        |

## ARTICLES IMPORTED and EXPORTED, in each Official Year from 1930-31 to 1935-36

| FUNDS    |          |          | TOTAL    |          |          |          |          | ARTICLES  |
|----------|----------|----------|----------|----------|----------|----------|----------|---|
| 1933-34  | 1934-35  | 1935-36  | 1931-32  | 1932-33  | 1933-34  | 1934-35  | 1935-36  |   |
| R        | R        | R        | R        | R        | R        | R        | R        |   |
|          |          |          |          |          |          |          |          | The First Schedule—Import Tariff— <i>contd.</i>   |
|          |          |          |          |          |          |          |          | SECTION III.  |
|          |          |          |          |          |          |          |          | Fatty Substances, Greases, Oils and Products of their decomposition; prepared Alimentary Fats; Waxes of Animal or Vegetable Origin. |
| 1,403    | 2,562    | 943      | 1,431    | 5,861    | 2,081    | 5,644    | 2,486    | 15. All sorts of Stearine, wax, grease and animal fat, not otherwise specified.   |
| —        | ..       | ..       | —        | —        | —        | ..       | ..       | 15(1). Lard, not canned or bottled.   |
| ..       | ..       | ..       | —        | ..       | ..       | ..       | ..       | 15(2). Beeswax.   |
| 2,841    | 305      | ..       | —        | 34       | 4,263    | 305      | 23       | 15(4). Fish oil, including whale oil not otherwise specified.   |
| 1,764    | ..       | 7        | —        | —        | 1,764    | 1,380    | 220      | 15(5). Fish oil and whale oil, hardened or hydrogenated.  |
| 41,475   | 2,571    | 10,001   | —        | 26,615   | 41,703   | 2,641    | 17,586   | 15(6). Vegetable Non-essential oils not otherwise specified.  |
| —        | 29,135   | 12,181   | —        | —        | —        | 29,340   | 12,329   | 15(7). The following Vegetable Non-essential oils namely, coconut, groundnut and linseed.   |
| —        | 7        | ..       | —        | —        | —        | 7        | ..       | 15(8). All sorts of Animal oils not otherwise specified.  |
| 47,373   | 34,580   | 30,092   | 1,431    | 32,510   | 49,811   | 39,326   | 32,650   | TOTAL SECTION III.  |
|          |          |          |          |          |          |          |          | SECTION IV.   |
|          |          |          |          |          |          |          |          | Products of the Food-preparing Industries; Beverages, Alcoholic Liquors and Vinegars; Tobacco.                                      |
| —        | ..       | 138      | —        | —        | —        | ..       | 180      | 16. Canned or bottled bacon, ham and lard.  |
| 4,018    | 504      | 284      | —        | 156      | 5,803    | 656      | 298      | 16(1). Fish, canned.  |
| —        | ..       | ..       | —        | —        | —        | 236      | 260      | 16(2). Isinglass, canned or bottled.  |
| 6,49,027 | 8,80,949 | 8,55,252 | 3,35,352 | 5,29,247 | 6,40,102 | 8,82,810 | 8,55,385 | 17. Sugar, excluding confectionary.   |
| 36       | 1,241    | ..       | ..       | ..       | 36       | 1,241    | 8        | 17(1). Molasses.  |
| 7,831    | 2,007    | 1,987    | 4,500    | 5,099    | 9,796    | 4,305    | 6,187    | 17(2). Confectionary.   |
| ..       | 5,182    | 51       | —        | —        | ..       | 5,386    | 57       | 17(3). Sugar-candy.   |
| 355      | 164      | 130      | —        | 134      | 614      | 231      | 1,029    | 18. Cocoa and chocolate other than confectionary.   |
| —        | 883      | 2,803    | —        | —        | —        | 1,081    | 4,088    | 19. Biscuits, cakes and farinaceous and patent foods, canned or bottled.  |
| —        | 996      | 434      | —        | —        | —        | 1,021    | 759      | 20. Vegetable product, jams, jellies, pickles, chutnies, sauces and condiments, canned or bottled.                                  |
| 378      | 360      | 185      | —        | 82       | 385      | 375      | 211      | 20(1). Fruit Juices.  |
| 4,921    | 5,437    | 2,059    | —        | 633      | 4,940    | 5,585    | 2,124    | 20(2). Fruits and Vegetables, canned or bottled.  |
| 18,570   | 7,631    | 4,698    | —        | 2,211    | 20,419   | 8,321    | 6,652    | 21. Canned or bottled provisions, not otherwise specified.  |
| 18,790   | 13,923   | 4,520    | 86,232   | 43,451   | 20,309   | 17,380   | 7,409    | 21(1). Provisions and Oilman's Stores and Groceries, all sorts, not otherwise specified.  |
| 170      | 858      | 1,475    | 2,145    | 404      | 175      | 861      | 1,507    | 21(2). All sorts of food not otherwise specified.   |
| —        | 183      | 810      | —        | —        | —        | 183      | 325      | 22. All sorts of drink not otherwise specified.   |
| 13,473   | 6,849    | 8,374    | —        | 4,654    | 21,824   | 10,265   | 10,811   | 22(1). Ale and beer.  |
| 95       | 161      | 196      | 10,685   | 6,790    | 127      | 183      | 1,036    | 22(2). Porter, cider and other fermented liquors except ale and beer.   |
| 12,702   | 20,159   | 12,528   | 16,088   | 15,048   | 13,277   | 21,951   | 13,283   | 22(3). Wines, not containing more than 42 per cent of proof spirit.   |
| 41,036   | 61,998   | 50,364   | 72,045   | 53,981   | 45,469   | 64,786   | 59,514   | 22(4). Spirits (other than denatured spirit).   |

AMOUNT of DRAWBACKS PAID and DUTIES REFUNDED on the PRINCIPAL and other

| ARTICLES   | DRAWBACKS       |                 |                 |               |               | 1932-33         |                  |
|--|-----------------|-----------------|-----------------|---------------|---------------|-----------------|------------------|
|  | 1931-32         | 1932-33         | 1933-34         | 1934-35       | 1935-36       | 1931-32         | 1932-33          |
|  | \$              | \$              | \$              | \$            | \$            | \$              | \$               |
| The First Schedule—Import Tariff—contd.  |                 |                 |                 |               |               |                 |                  |
| SECTION IV—contd.  |                 |                 |                 |               |               |                 |                  |
| Products of the Food-preparing Industries ; Beverages, Alcoholic Liquors and Vinegars ; Tobacco—contd.   |                 |                 |                 |               |               |                 |                  |
| 22(5). Spirits—  |                 |                 |                 |               |               |                 |                  |
| (a) Bitters (entered in such a manner as to indicate that the strength is not to be tested).   | —               | ..              | 3               | 22            | 55            | —               | 73               |
| (b) Drugs and medicines containing spirit . . . . .  | —               | 60              | 1,502           | 408           | 1,180         | —               | [4,406           |
| (c) Perfumed spirits . . . . .   | —               | 366             | 77              | 1,767         | 1,736         | —               | 704              |
| (d) Rum . . . . .  | —               | 4               | 4               | 157           | ..            | —               | ..               |
| 22(6). Denatured spirit . . . . .  | ..              | ..              | ..              | 40            | 111           | ..              | ..               |
| 22(7). Vinegar in casks . . . . .  | ..              | ..              | ..              | ..            | ..            | 11              | 85               |
| 23. Offcakes . . . . .   | ..              | ..              | ..              | ..            | ..            | ..              | ..               |
| 24. Tobacco, manufactured, not otherwise specified . . . . .   | 738             | 1,771           | 200             | 138           | 84            | 182             | 221              |
| 24(1). Cigars . . . . .  | *19,568         | 9,125*          | 1,046*          | 41            | 68            | 56,636*         | 19,458*          |
| 24(2). Cigarettes . . . . .  | ..              | ..              | ..              | 16,579        | 3,938         | ..              | ..               |
| 24(3). Tobacco, unmanufactured . . . . .   | 436             | 1,361           | 3,146           | 3,023         | ..            | 66              | 2,825            |
| <b>TOTAL SECTION IV</b>  | <b>1,06,769</b> | <b>60,385</b>   | <b>36,004</b>   | <b>40,399</b> | <b>31,447</b> | <b>4,08,876</b> | <b>6,42,625</b>  |
| SECTION V.   |                 |                 |                 |               |               |                 |                  |
| Mineral Products.  |                 |                 |                 |               |               |                 |                  |
| 25(1). Salt . . . . .  | 4               | ..              | ..              | 4             | 4             | 1,78,676        | 11,02,268        |
| 25(3). The following building and engineering materials, namely, chalk, lime and clay.   | —               | ..              | ..              | ..            | 6             | —               | ..               |
| 25(4). Cement not otherwise specified . . . . .  | —               | —               | —               | ..            | 83            | —               | —                |
| 25(5). Portland cement excluding white Portland cement . . . . .   | 170             | 2,424           | 6,041           | 2,397         | 271           | 1,346           | 2,329            |
| 25(7). Marble and stone not otherwise specified . . . . .  | —               | —               | —               | ..            | 49            | —               | —                |
| 27. Coal, coke and patent fuel . . . . .   | 5,196           | 2,752           | 2,882           | 4,366         | 8,010         | 672             | 2,322            |
| 27(1). Asphalt . . . . .   | —               | 3,209           | 8,709           | 40            | 1,785         | —               | 629              |
| 27(2). Pitch and Tar . . . . .   | 228             | 81              | 729             | 21            | 48            | 5,189           | 144              |
| 27(3). All sorts of mineral oils not otherwise specified . . . . .   | 6,582           | 9,089           | 2,236           | 1,304         | 610           | 11,933          | 1,74,369         |
| 27(4). Kerosene, also any mineral oil other than kerosene and motor spirit which has its flashing point below one hundred degrees of Fahrenheit's thermometer by Abel's close test.  | ..              | ..              | ..              | 84,665        | 27,172        | ..              | ..               |
| 27(5). Mineral oil, not included in Item No. 27(4) or Item No. 27(6) which is suitable for use as an illuminant in wick lamps.   | —               | —               | ..              | 32            | ..            | —               | —                |
| 27(6). Motor Spirit . . . . .  | ..              | ..              | ..              | ..            | 100           | ..              | ..               |
| 27(7). Mineral oils . . . . .  | 57,665†         | 90,481†         | 1,40,511†       | 18,098        | 16,623        | 50,892†         | 1,45,152†        |
| 27(8). Lubricating oil, that is, oil such as is not ordinarily used for any other purpose than lubrication, excluding any mineral oil which has its flashing point below two hundred degrees of the Fahrenheit's thermometer by Abel's close test. | ..              | 1,487           | 10,499          | 10,958        | 12,700        | ..              | 31,161           |
| <b>TOTAL SECTION V</b>   | <b>69,845</b>   | <b>1,09,523</b> | <b>1,70,697</b> | <b>71,075</b> | <b>68,376</b> | <b>2,49,709</b> | <b>15,48,374</b> |

\* Figure for cigars and cigarettes.  
 † Figure relates to Petroleum oils, all sorts.

## ARTICLES IMPORTED and EXPORTED, in each Official Year from 1931-32 to 1935-36—continued

| FUNDS     |           |           | TOTAL     |           |           |           |           | ARTICLES  |
|-----------|-----------|-----------|-----------|-----------|-----------|-----------|-----------|---|
| 1933-34   | 1934-35   | 1935-36   | 1931-32   | 1932-33   | 1933-34   | 1934-35   | 1935-36   |   |
| R         | R         | R         | R         | R         | R         | R         | R         |   |
|           |           |           |           |           |           |           |           | The First Schedule—Import Tariff— <i>contd.</i>   |
|           |           |           |           |           |           |           |           | SECTION IV— <i>contd.</i>   |
|           |           |           |           |           |           |           |           | Products of the Food-preparing Industries ; Beverages,<br>Alcoholic Liquors and Vinegars ; Tobacco— <i>contd.</i>   |
| 600       | 1,021     | 907       | —         | 73        | 603       | 1,043     | 1,022     | 22(5). Spirits—   |
| 6,106     | 5,834     | 20,755    | —         | 4,522     | 7,608     | 6,240     | 21,935    | (a) Bitters (entered in such a manner as to indicate<br>that the strength is not to be tested).   |
| 2,691     | 1,257     | 1,003     | —         | 1,130     | 2,768     | 3,024     | 2,739     | (b) Drugs and medicines containing spirit.  |
| 57        | 225       | 02        | —         | 4         | 61        | 382       | 62        | (c) Perfumed spirits.   |
| ..        | ..        | 0         | ..        | ..        | ..        | 40        | 117       | (d) Rum.  |
| 40        | 12        | ..        | 11        | 85        | 40        | 12        | ..        | 22(6). Denatured spirit.  |
| ..        | ..        | ..        | ..        | ..        | ..        | ..        | ..        | 22(7). Vinegar in casks.  |
| 498       | 940       | 1,233     | 920       | 1,002     | 698       | 1,079     | 1,317     | 23. Oilcakes.   |
| 12,972*   | 3,687     | 843       | 76,204*   | 23,583*   | 14,018*   | 3,728     | 406       | 24. Tobacco, manufactured, not otherwise specified.   |
| ..        | 33,092    | 13,930    | ..        | ..        | ..        | 49,671    | 17,808    | 24(1). Cigars.  |
| 68,210    | 4,15,635  | 3,33,599  | 502       | 4,083     | 71,356    | 4,19,687  | 3,33,599  | 24(2). Cigarettes   |
|           |           |           |           |           |           |           |           | 24(3). Tobacco, unmanufactured.   |
| 8,62,574  | 14,71,264 | 13,17,601 | 6,05,644  | 7,02,960  | 8,98,578  | 15,11,603 | 13,49,138 | TOTAL SECTION IV.   |
|           |           |           |           |           |           |           |           | SECTION V.  |
|           |           |           |           |           |           |           |           | Mineral Products.   |
| 11,16,050 | 8,89,119  | 9,31,732  | 1,78,680  | 11,92,268 | 11,16,050 | 8,89,123  | 9,31,736  | 25(1). Salt.  |
| ..        | 389       | 5         | —         | ..        | ..        | 389       | 11        | 25(3). The following building and engineering materials, name-<br>ly, chalk, lime and clay.   |
| —         | 250       | 1,099     | —         | —         | —         | 250       | 1,182     | 25(4). Cement not otherwise specified.  |
| 5,903     | 2,627     | 3,156     | 1,516     | 4,753     | 11,004    | 5,024     | 3,427     | 25(5). Portland cement <i>excluding</i> white Portland cement.  |
| —         | 4,111     | 10,183    | —         | —         | —         | 4,111     | 10,237    | 25(7). Marble and stone not otherwise specified.  |
| 373       | 929       | 31        | 5,868     | 5,074     | 3,255     | 5,295     | 8,941     | 27. Coal, coke and patent fuel.   |
| 5,599     | 17,008    | 2,134     | —         | 3,838     | 14,398    | 17,048    | 3,919     | 27(1). Asphalt.   |
| 198       | 238       | 31        | 5,417     | 225       | 927       | 259       | 79        | 27(2). Pitch and Tar.   |
| 1,37,020  | 18,670    | 8,604     | 13,515    | 1,83,458  | 1,39,856  | 15,064    | 9,280     | 27(3). All sorts of mineral oils not otherwise specified.   |
| ..        | 80,742    | 54,980    | ..        | ..        | ..        | 65,407    | 82,162    | 27(4). Kerosene, also any mineral oil other than kerosene and<br>motor spirit which has its flashing point below one<br>hundred degrees of Fahrenheit's thermometer by<br>Abel's close test.  |
| ..        | 77        | 14        | —         | —         | ..        | 109       | 14        | 27(5). Mineral oil, not included in Item No. 27(4) or Item No.<br>27(6) which is suitable for use as an illuminant in<br>wick lamps.  |
| ..        | 36        | 6,981     | ..        | ..        | ..        | 36        | 7,090     | 27(6). Motor Spirit.  |
| 64,281†   | 2,50,548  | 1,388     | 1,08,557† | 2,35,633† | 2,04,792† | 2,68,846  | 18,011    | 27(7). Mineral oils.  |
| 23,305    | 39,049    | 9,943     | ..        | 82,648    | 33,804    | 50,007    | 22,043    | 27(8). Lubricating oil, that is, oil such as is not ordinarily used<br>for any other purpose than lubrication, <i>excluding</i> any<br>mineral oil which has its flashing point below two<br>hundred degrees of the Fahrenheit's thermometer<br>by Abel's close test. |
| 13,53,389 | 12,48,793 | 10,30,356 | 3,13,553  | 16,57,397 | 15,24,086 | 13,20,763 | 10,98,732 | TOTAL SECTION V.  |

## AMOUNT of DRAWBACKS PAID and DUTIES REFUNDED on the PRINCIPAL and other

| ARTICLES  | DRAWBACKS       |                 |                 |                 |                 | Rs            |                 |
|---|-----------------|-----------------|-----------------|-----------------|-----------------|---------------|-----------------|
|   | 1931-32         | 1932-33         | 1933-34         | 1934-35         | 1935-36         | 1931-32       | 1932-33         |
|   | R               | R               | R               | R               | R               | R             | R               |
| <i>The First Schedule—Import Tariff—contd.</i>  |                 |                 |                 |                 |                 |               |                 |
| <b>SECTION VI.</b>  |                 |                 |                 |                 |                 |               |                 |
| Chemical and Pharmaceutical Products; Colours and Varnishes; Perfumery; Soap; Candles and the like; Glues and Gelatines; Explosives; Fertilisers.   |                 |                 |                 |                 |                 |               |                 |
| 28. Chemicals, Drugs and Medicines, all sorts not otherwise specified . . . . .   | —               | 2,020           | 20,349          | 17,862          | 13,996          | —             | 15,556          |
| 28(3). Copperas, green (ferrous sulphate) . . . . .   | ..              | ..              | ..              | ..              | ..              | ..            | 134             |
| 28(4). Liquid Gold for glass-making . . . . .   | —               | —               | ..              | ..              | ..              | —             | —               |
| 28(5). Heavy Chemicals, the following, namely:—   |                 |                 |                 |                 |                 |               |                 |
| Magnesium chloride . . . . .  | 88              | 834             | 0               | 59              | ..              | 886           | 1,830           |
| 28(6). The following Chemicals, namely:—Alum (ammonia alum, potash alum and soda alum) and magnesium sulphate or hydrated magnesium sulphate.   | —               | —               | ..              | ..              | 44              | —             | —               |
| 28(7). The following Chemicals, namely, cadmium sulphide, cobalt oxide, selenium, uranium oxide and zinc oxide.   | —               | ..              | 843             | 37              | 22              | —             | 67              |
| 28(8). The following Chemicals, Drugs and Medicines, namely, acetic, carbolic, citric and oxalic acids, naphthalene, potassium chlorate and potassium cyanide, bicarbonate of soda, borax, sodium silicate, arsenic, calcium carbide, glycerine, lead, magnesium and zinc compounds not otherwise specified, aloes, asafoetida, cocaine, sarsaparilla and storax. | 12,205          | 13,605          | 3,603           | 2,200           | 3,038           | 43,654        | 39,404          |
| 28(9). Saccharine (except in tablets) and other substances of a like nature or use to saccharine.   | ..              | ..              | 273             | ..              | ..              | 184           | ..              |
| 28(10). Saccharine tablets . . . . .  | ..              | ..              | ..              | ..              | ..              | ..            | ..              |
| 28(11). Alkaloids of Opium and their derivatives . . . . .  | —               | —               | ..              | ..              | ..              | —             | —               |
| 28(14). Toilet Requisites not otherwise specified . . . . .   | 3,535           | 2,400           | 3,993           | 3,361           | 2,718           | 2,128         | 7,062           |
| 29. Cinematograph Films not exposed . . . . .   | 3,148           | 2,323           | 3,460           | 1,644           | 3,725           | 973           | 531             |
| 29(1). Cinematograph Films, exposed . . . . .   | 1,00,673        | 1,13,767        | 74,354          | 67,209          | 1,48,537        | 6,725         | 4,435           |
| 30. Paints, colours and painters' materials, all sorts not otherwise specified, including paints, solutions and compositions containing dangerous petroleum within the meaning of the Indian Petroleum Act, 1934.   | —               | 1,615           | 8,374           | 3,805           | 4,458           | —             | 16,668          |
| 30(1). Dyes derived from coal-tar, and coal-tar derivatives, used in any dyeing process.  | 630             | 12,572          | 19,075          | 16,462          | 18,975          | 3,732         | 13,351          |
| 30(2). Paints, colours and painters' materials, the following, namely:—Red lead, genuine dry, genuine moist and reduced moist, white lead, genuine dry, zinc white, genuine dry, and paints, other sorts, coloured, moist.  | —               | —               | 13              | 1,073           | 941             | —             | —               |
| 30(3). Paints, colours and painters' materials, the following, namely:—Red lead, reduced dry, white lead, genuine moist and reduced dry or moist, zinc white, genuine moist and zinc white, reduced dry or moist.   | —               | —               | ..              | 400             | 276             | —             | —               |
| 30(4). The following Paints, colours and painters' materials, namely, barytes, turpentine substitutes, and varnish not containing dangerous petroleum within the meaning of the Indian Petroleum Act, 1934.   | —               | 304             | 261             | 50              | 503             | —             | 827             |
| 30(5). Plumbago and graphite . . . . .  | —               | ..              | ..              | ..              | ..              | —             | 73              |
| 30(6). Printers' ink . . . . .  | 4               | 37              | ..              | 29              | 394             | 315           | 163             |
| 30(7). Lead pencils . . . . .   | —               | —               | 212             | 277             | 136             | —             | —               |
| 30(8). Slate pencils . . . . .  | —               | ..              | 20              | 9               | 189             | —             | 14              |
| 31. Natural Essential Oils, all sorts not otherwise specified . . . . .   | —               | ..              | ..              | 386             | 12              | —             | ..              |
| 31(1). The following Natural Essential Oils, namely, citronella, cinnamon and cinnamon leaf . . . . .   | —               | ..              | 36              | ..              | ..              | —             | 626             |
| 31(2). The following Natural Essential Oils, namely, almond, bergamot, gajupatti, camphor, cloves, eucalyptus, lavender, lemon, otto-rose and peppermint.   | —               | —               | —               | 121             | 57              | —             | —               |
| 31(3). Essential Oils, synthetic . . . . .  | —               | ..              | 55              | 337             | 126             | —             | 23              |
| 31(4). Camphor . . . . .  | 666             | 12,315          | 12,834          | 9,400           | 2,726           | 132           | 1,340           |
| 31(5). Perfumery, not otherwise specified . . . . .   | 4,046           | 3,114           | 2,645           | 1,848           | 1,984           | 1,442         | 1,003           |
| 32. Soap, not otherwise specified . . . . .   | 4,123           | 4,193           | 3,357           | 284             | 54              | 5,113         | 3,607           |
| 32(1). Soap, toilet . . . . .   | —               | 127             | 709             | 7,076           | 1,317           | —             | 1,808           |
| 32(2). Soap, household and laundry . . . . .  | —               | —               | ..              | 3,076           | 3,250           | —             | —               |
| 32(3). Polishes and compositions . . . . .  | 1,619           | 1,094           | 7,023           | 375             | 916             | 1,138         | 506             |
| 32(4). Candles . . . . .  | 2               | 6               | 3               | 13              | 4               | 277           | 174             |
| 33. Glue, not otherwise specified . . . . .   | —               | ..              | 12              | 105             | 160             | —             | 84              |
| 33(1). Glue, clarified, liquid . . . . .  | —               | —               | —               | ..              | ..              | —             | —               |
| 34. Gunpowder for cannons, rifles, guns, pistols and sporting purposes . . . . .  | ..              | 416             | ..              | 42              | ..              | 70            | 2               |
| 34(1). Explosives, namely, blasting gunpowder, blasting gelatine, blasting dynamite, blasting roborite, blasting tonite, and all other sorts, including detonators and blasting fuze.   | 100             | 455             | 383             | 59              | 123             | 57            | 3,005           |
| 34(2). Fireworks specially prepared as danger or distress lights for the use of ships.  | 424             | 313             | 30              | 1               | ..              | 76            | ..              |
| 34(3). Fireworks not otherwise specified . . . . .  | 119             | 352             | 413             | 170             | 413             | 5,252         | 1,220           |
| 34(4). Matches, undipped splints and veneers—   |                 |                 |                 |                 |                 |               |                 |
| (a) Matches . . . . .   | 2,638           | 11              | 267             | 4               | 11              | 3,453         | 253             |
| (b) Undipped splints such as are ordinarily used for match-making . . . . .   | ..              | ..              | ..              | ..              | ..              | ..            | ..              |
| (c) Veneers such as are ordinarily used for making boxes, including boxes and parts of boxes made of such veneers.  | ..              | 361             | ..              | ..              | ..              | ..            | ..              |
| <b>TOTAL SECTION VI . . . . .</b>   | <b>1,35,039</b> | <b>1,72,338</b> | <b>1,62,227</b> | <b>1,39,458</b> | <b>2,14,714</b> | <b>80,506</b> | <b>1,19,677</b> |

ARTICLES IMPORTED and EXPORTED, in each Official Year from 1931-32 to 1935-36—continued.

| FUNDS    |          |          | TOTAL    |          |          |          |          | ARTICLES  |
|----------|----------|----------|----------|----------|----------|----------|----------|---|
| 1933-34  | 1934-35  | 1935-36  | 1931-32  | 1932-33  | 1933-34  | 1934-35  | 1935-36  |   |
| R        | R        | R        | R        | R        | R        | R        | R        |   |
|          |          |          |          |          |          |          |          | The First Schedule—Import Tariff— <i>contd.</i>   |
|          |          |          |          |          |          |          |          | SECTION VI.   |
|          |          |          |          |          |          |          |          | Chemical and Pharmaceutical Products; Colours and Varnishes; Perfumery; Soap; Candles and the like; Glues and Gelatines; Explosives; Fertilisers.   |
| 51,707   | 55,122   | 1,13,690 | —        | 17,585   | 72,056   | 72,984   | 1,27,680 | 28. Chemicals, Drugs and Medicines, all sorts not otherwise specified.  |
| 10       | ..       | 7        | ..       | 184      | 10       | ..       | 7        | 28(2). Copperas, green (ferrous sulphate).  |
| ..       | ..       | ..       | ..       | ..       | ..       | ..       | ..       | 28(4). Liquid Gold for glass-making.  |
| 30       | 208      | ..       | 973      | 2,073    | 42       | 247      | ..       | 28(5). Heavy Chemicals, the following, namely:—   |
| ..       | 8        | 71       | ..       | ..       | ..       | 8        | 115      | Magnesium chloride.   |
| 65       | 750      | 42       | ..       | 67       | 908      | 787      | 64       | 28(6). The following Chemicals, namely:—Alum (ammonia alum, potash alum and soda alum) and magnesium sulphate or hydrated magnesium sulphate.   |
| 16,583   | 3,036    | 2,139    | 55,769   | 53,000   | 20,186   | 5,845    | 5,777    | 28(7). The following Chemicals, namely, cadmium sulphide, cobalt oxide, selenium, uranium oxide and zinc oxide.   |
| 2,705    | 261      | 1,325    | 184      | ..       | 2,078    | 261      | 1,325    | 28(8). The following Chemicals, Drugs and Medicines, namely, acetic, carbolic, citric and oxalic acids, naphthalene, potassium chlorate and potassium cyanide, bicarbonate of soda, borax, sodium silicate, arsenic, calcium carbide, glycerine, lead, magnesium and zinc compounds not otherwise specified, aloes, asafoetida, cocaine, sarsaparilla and storax. |
| ..       | 12       | 727      | ..       | ..       | ..       | 12       | 727      | 28(9). Saccharine (except in tablets) and other substances of a like nature or use to saccharine.   |
| ..       | 3        | 11       | ..       | ..       | ..       | 3        | 11       | 28(10). Saccharine tablets.   |
| 15,475   | 7,097    | 6,137    | 5,658    | 10,362   | 19,468   | 10,458   | 8,855    | 28(11). Alkaloids of Opium and their derivatives.   |
| 5,342    | 7,205    | 459      | 4,121    | 2,854    | 8,802    | 8,849    | 9,184    | 28(14). Toilet Requisites not otherwise specified.  |
| 8,614    | 8,535    | 6,848    | 1,07,398 | 1,18,202 | 82,068   | 75,744   | 1,55,385 | 29. Cinematograph Films, not exposed.   |
| 25,945   | 9,794    | 9,910    | ..       | 18,283   | 34,319   | 13,599   | 14,368   | 29(1). Cinematograph Films, exposed.  |
| 539      | 7,171    | 8,427    | 4,421    | 30,023   | 20,214   | 23,638   | 27,402   | 30. Paints, colours and painters' materials, all sorts not otherwise specified, including paints, solutions and compositions containing dangerous petroleum within the meaning of the Indian Petroleum Act, 1934.   |
| 353      | 3,862    | 1,534    | ..       | ..       | 371      | 4,935    | 2,475    | 30(1). Dyes derived from coal-tar, and coal-tar derivatives, used in any dyeing process.  |
| 63       | 984      | 170      | ..       | ..       | 63       | 1,384    | 446      | 30(2). Paints, colours and painters' materials, the following, namely:—Red lead, genuine dry, genuine moist and reduced moist, white lead, genuine dry, zinc white, genuine dry, and paints, other sorts, coloured, moist.  |
| 4,795    | 643      | 1,183    | ..       | 1,221    | 5,056    | 693      | 1,086    | 30(3). Paints, colours and painters' materials, the following, namely:—Red lead, reduced dry, white lead, genuine moist and reduced dry or moist, zinc white, genuine moist and zinc white, reduced dry or moist.   |
| 1,055    | 985      | 576      | ..       | 73       | 1,055    | 985      | 576      | 30(4). The following Paints, colours and painters' materials, namely, barytes, turpentine, turpentine substitutes, and varnish not containing dangerous petroleum within the meaning of the Indian Petroleum Act, 1934.   |
| 71       | 187      | 66       | 319      | 200      | 71       | 166      | 460      | 30(5). Plumbago and graphite.   |
| 7        | 197      | 1,169    | ..       | ..       | 219      | 474      | 1,305    | 30(6). Printers' ink.   |
| 55       | 40       | 33       | ..       | 14       | 84       | 49       | 222      | 30(7). Lead pencils.  |
| ..       | 1,542    | 2,780    | ..       | ..       | ..       | 1,928    | 2,792    | 30(8). Slate pencils.   |
| 1,942    | 668      | 492      | ..       | 626      | 1,978    | 668      | 492      | 31. Natural Essential Oils, all sorts not otherwise specified.  |
| ..       | 220      | 244      | ..       | ..       | ..       | 360      | 301      | 31(1). The following Natural Essential Oils, namely citronella, cinnamon and cinnamon leaf.   |
| 1,291    | 385      | 2,033    | ..       | 26       | 1,346    | 722      | 2,159    | 31(2). The following Natural Essential Oils, namely, almond, bergamot, gajupatti, camphor, cloves, eucalyptus, lavender, lemon, otto-rose and peppermint.   |
| 996      | 4,238    | 537      | 708      | 13,655   | 13,830   | 13,638   | 3,233    | 31(3). Essential Oils, synthetic.   |
| 807      | 743      | 319      | 6,388    | 4,117    | 3,452    | 2,591    | 2,303    | 31(4). Camphor.   |
| 1,685    | 2,552    | 245      | 9,241    | 7,805    | 9,092    | 2,836    | 299      | 31(5). Perfumery, not otherwise specified.  |
| 5,523    | 4,444    | 2,582    | ..       | 1,933    | 6,233    | 12,120   | 3,899    | 32. Soap, not otherwise specified.  |
| 4        | 5,063    | 137      | ..       | ..       | 4        | 8,739    | 3,446    | 32(1). Soap, toilet.  |
| 1,910    | 1,357    | 1,397    | 2,757    | 1,600    | 8,238    | 2,132    | 2,313    | 32(2). Soap, household and laundry.   |
| 1        | 46       | 13       | 370      | 130      | 4        | 59       | 17       | 32(3). Polishers and compositions.  |
| 902      | 261      | 391      | ..       | 84       | 914      | 366      | 551      | 32(4). Candles.   |
| ..       | ..       | 110      | ..       | ..       | ..       | ..       | 110      | 33. Glue, not otherwise specified.  |
| 1,157    | 1,042    | ..       | 70       | 418      | 1,157    | 1,634    | ..       | 33(1). Glue, clarified, liquid.   |
| 150      | 123      | 454      | 217      | 3,401    | 538      | 187      | 577      | 34. Gunpowder for cannons, rifles, guns, pistols and sporting purposes.   |
| 2        | ..       | ..       | 500      | 313      | 32       | 1        | ..       | 34(1). Explosives, namely, blasting gunpowder, blasting gelatine, blasting dynamite, blasting roborite, blasting tonite, and all other sorts, including detonators and blasting fuse.   |
| 23       | 451      | 2,703    | 5,371    | 1,572    | 440      | 621      | 3,116    | 34(2). Fireworks specially prepared as danger or distress lights for the use of ships.  |
| 27       | 1        | 1,303    | 11,001   | 264      | 294      | 5        | 1,370    | 34(3). Fireworks, not otherwise specified.  |
| ..       | ..       | ..       | ..       | ..       | ..       | ..       | ..       | 34(4). Matches, undipped splints and veneers—   |
| ..       | ..       | ..       | ..       | 301      | ..       | ..       | ..       | (a) Matches.  |
| ..       | ..       | ..       | ..       | ..       | ..       | ..       | ..       | (b) Undipped splints such as are ordinarily used or match-making.   |
| ..       | ..       | ..       | ..       | ..       | ..       | ..       | ..       | (c) Veneers such as are ordinarily used for making boxes, including boxes and parts of boxes made of such veneers.  |
| 1,55,094 | 1,30,805 | 1,70,379 | 2,15,545 | 2,92,015 | 3,17,321 | 2,09,763 | 3,85,093 | TOTAL SECTION VI.   |



AMOUNT of DRAWBACKS PAID and DUTIES REFUNDED on the PRINCIPAL and other

| ARTICLES  | DRAWBACKS     |               |               |               |               | R             |                 |
|---|---------------|---------------|---------------|---------------|---------------|---------------|-----------------|
|   | 1931-32       | 1932-33       | 1933-34       | 1934-35       | 1935-36       | 1931-32       | 1932-33         |
|   | R             | R             | R             | R             | R             | R             | R               |
| <b>The First Schedule—Import Tariff—contd.</b>  |               |               |               |               |               |               |                 |
| <b>SECTION VII.</b>   |               |               |               |               |               |               |                 |
| <b>Hides, Skins, Leather, Fur Skins and Manufactures of these Materials.</b>  |               |               |               |               |               |               |                 |
| 36. Hides and skins, not otherwise specified . . . . .  | —             | —             | —             | 112           | 29            | —             | —               |
| 36(2). Skins (other than Fur Skins), tanned or dressed, and unwrought leather   | —             | —             | —             | 8,133         | 904           | —             | —               |
| 37. The following leather manufactures, namely, saddlery, harness, trunks and bags.   | 5,977         | 3,160         | 237           | 34            | 827           | 2,514         | 1,311           |
| 37(1). Leather cloth including artificial leather, and other manufactures of leather, not otherwise specified.  | —             | 535           | 3,100         | 126           | 1,272         | —             | 2,413           |
| 38. Fur Skins, dressed . . . . .  | —             | —             | —             | ..            | ..            | —             | —               |
| <b>TOTAL SECTION VII</b>  | <b>5,977</b>  | <b>3,695</b>  | <b>3,337</b>  | <b>3,405</b>  | <b>3,032</b>  | <b>2,514</b>  | <b>3,724</b>    |
| <b>SECTION VIII.</b>  |               |               |               |               |               |               |                 |
| <b>Rubber and Articles made of Rubber.</b>  |               |               |               |               |               |               |                 |
| 39(1). Rubber tyres and tubes and other manufactures of rubber, not otherwise specified, excluding apparel and boots and shoes.   | 1,434         | 2,772         | 2,642         | 3,454         | 7,575         | 9,678         | 3,760           |
| Pneumatic rubber tyres and tubes . . . . .  | 46,847        | 36,232        | 39,231        | 17,933        | 18,805        | 32,167        | 34,563          |
| <b>TOTAL SECTION VIII</b>   | <b>48,281</b> | <b>39,004</b> | <b>41,873</b> | <b>21,387</b> | <b>26,380</b> | <b>41,845</b> | <b>38,323</b>   |
| <b>SECTION IX.</b>  |               |               |               |               |               |               |                 |
| <b>Wood and Cork and Wares of these materials, Goods made of Plaiting Materials.</b>  |               |               |               |               |               |               |                 |
| 40. Wood and Timber, all sorts, not otherwise specified, including all sorts of ornamental wood.  | 761           | 257           | 15            | 856           | 900           | 64,374        | 64,836          |
| 40(1). Firewood . . . . .   | 7             | ..            | ..            | ..            | ..            | ..            | ..              |
| 40(2). Furniture and cabinetware, not otherwise specified, excluding mouldings.   | 53,734        | 26,957        | 2,116         | 936           | 154           | 29,546        | 66,841          |
| 40(3). Tea chests and parts and fittings thereof . . . . .  | —             | —             | 1,017         | 453           | ..            | —             | —               |
| 41 Cork manufactures not otherwise specified . . . . .  | —             | 32            | 106           | 66            | 89            | —             | 265             |
| 42. Furniture of wickerwork or bamboo . . . . .   | —             | —             | —             | ..            | 33            | —             | —               |
| <b>TOTAL SECTION IX</b>   | <b>54,602</b> | <b>27,246</b> | <b>3,254</b>  | <b>1,811</b>  | <b>1,170</b>  | <b>93,920</b> | <b>1,31,741</b> |
| <b>SECTION X.</b>   |               |               |               |               |               |               |                 |
| <b>Paper and its Applications.</b>  |               |               |               |               |               |               |                 |
| 43. Wood pulp . . . . .   | ..            | ..            | ..            | ..            | ..            | ..            | 657             |
| 44. Paper, including chrome, marble, flint, poster and stereo printing paper; articles made of paper and papier maché; pasteboard, millboard and cardboard, all sorts, other than strawboard.   | 9,716         | 10,928        | 8,009         | 4,658         | 4,045         | 31,164        | 27,957          |
| 44(1). Printing paper (excluding chrome, marble, flint, poster and stereo), all sorts which contain no mechanical wood pulp or in which the mechanical wood pulp amounts to less than 70 per cent of the fibre content.   | 6,100         | 6,429         | 4,778         | 608           | 960           | 13,473        | 3,299           |
| 44(2). Printing paper, all sorts not otherwise specified which contain mechanical wood pulp amounting to not less than 70 per cent of the fibre content; and strawboard, all sorts.   | —             | 90            | 1,226         | 1,728         | 1,634         | —             | 80              |
| 44(3). Writing paper . . . . .  | —             | —             | —             | 3,380         | 1,637         | —             | —               |
| 44(6). Newspapers, old, in bales and bags . . . . .   | —             | 185           | 322           | 939           | 636           | —             | 422             |
| 45. Stationery, including drawing and copy books, labels, advertising circulars, sheet or card almanacs and calendars, Christmas, Easter and other cards including cards in booklet forms; including also waste paper but excluding paper and stationery otherwise specified. | —             | —             | —             | 800           | 4,431         | —             | —               |
| 45(2). Prints, Engravings and Pictures (including photographs and picture post cards) on paper or cardboard.  | 846           | 4,683         | 4,757         | 2,012         | 1,022         | 16,279        | 13,983          |
| <b>TOTAL SECTION X</b>  | <b>16,662</b> | <b>22,263</b> | <b>20,792</b> | <b>15,025</b> | <b>14,415</b> | <b>60,916</b> | <b>48,341</b>   |

ARTICLES IMPORTED and EXPORTED, in each Official Year from 1931-32 to 1935-36—continued.

| FUNDS   |         |         | TOTAL    |          |         |         |         | ARTICLES   |
|---------|---------|---------|----------|----------|---------|---------|---------|--|
| 1933-34 | 1934-35 | 1935-36 | 1931-32  | 1932-33  | 1933-34 | 1934-35 | 1935-36 |  |
| R       | R       | R       | R        | R        | R       | R       | R       |  |
| —       | 110     | ..      | —        | —        | —       | 231     | 20      | The First Schedule—Import Tariff—contd.  |
| —       | 4,056   | 3,582   | —        | —        | —       | 8,089   | 4,486   | SECTION VII.   |
| 2,208   | 6,741   | 597     | 8,491    | 4,461    | 2,445   | 6,775   | 1,424   | Hides, Skins, Leather, Fur Skins and manufactures of these Materials.  |
| 6,083   | 1,303   | 1,810   | —        | 2,948    | 9,783   | 1,420   | 2,582   | 86. Hides and skins, not otherwise specified.  |
| —       | ..      | ..      | —        | —        | —       | ..      | ..      | 86(2). Skins (other than Fur skins), tanned or dressed, and unwrought leather.   |
| 8,891   | 13,110  | 5,489   | 8,491    | 7,409    | 12,228  | 16,524  | 8,521   | 87. The following leather manufactures, namely, saddlery, harness, trunks and bags.  |
| 0,201   | 7,220   | 10,240  | 11,112   | 6,541    | 11,843  | 10,574  | 17,324  | 87(1). Leather cloth including artificial leather, and other manufactures of leather, not otherwise specified.   |
| 57,771  | 59,447  | 42,079  | 70,014   | 70,705   | 87,002  | 77,380  | 61,784  | 88. Fur skins, dressed.  |
| 66,972  | 86,067  | 53,228  | 90,126   | 77,336   | 98,845  | 88,054  | 79,608  | TOTAL SECTION VII.   |
| 58,662  | 14,350  | 10,005  | 65,135   | 64,992   | 58,677  | 14,706  | 10,905  | SECTION VIII.  |
| ..      | ..      | ..      | 7        | ..       | ..      | ..      | ..      | Rubber and Articles made of Rubber.  |
| 13,634  | 12,528  | 25,110  | 83,280   | 93,798   | 15,750  | 13,459  | 25,264  | 89(1). Rubber tyres and tubes and other manufactures of rubber, not otherwise specified, excluding apparel and boots and shoes.  |
| 2,728   | 2,109   | 882     | —        | —        | 3,743   | 2,562   | 832     | Pneumatic rubber tyres and tubes.  |
| 4,598   | 1,955   | 2,405   | —        | 297      | 4,704   | 2,021   | 2,404   | TOTAL SECTION VIII.  |
| —       | ..      | 1,083   | —        | —        | —       | ..      | 1,116   | SECTION IX.  |
| 70,620  | 30,937  | 30,485  | 1,48,422 | 1,59,967 | 82,874  | 32,748  | 40,661  | Wood and Cork and Wares of these materials, Goods made of Plaiting Materials.  |
| 334     | 304     | 3,357   | ..       | 657      | 334     | 304     | 3,357   | 40. Wood and Timber, all sorts, not otherwise specified, including all sorts of ornamental wood.   |
| 43,698  | 10,325  | 0,166   | 40,880   | 38,883   | 52,303  | 23,983  | 13,211  | 40(1). Firewood.   |
| 7,006   | 9,773   | 11,054  | 10,573   | 9,728    | 12,684  | 10,381  | 13,014  | 40(2). Furniture and cabinetware, not otherwise specified excluding mouldings.   |
| 1,011   | 4,348   | 7,031   | —        | 120      | 3,437   | 6,071   | 0,615   | 40(3). Tea chests and parts and fittings thereof.  |
| —       | 3,431   | 4,580   | —        | —        | —       | 6,811   | 6,276   | 41. Cork manufactures not otherwise specified.   |
| 1,045   | 829     | 921     | —        | 557      | 2,787   | 1,768   | 1,557   | 42. Furniture of wickerwork or bamboo.   |
| —       | 2,067   | 15,761  | —        | —        | —       | 2,897   | 20,182  | TOTAL SECTION IX.  |
| 6,801   | 5,507   | 6,436   | 17,125   | 20,665   | 11,558  | 8,410   | 7,458   | SECTION X.   |
| 62,269  | 45,579  | 60,155  | 77,578   | 70,610   | 83,085  | 60,604  | 74,570  | Paper and its Applications.  |
| —       | —       | —       | —        | —        | —       | —       | —       | 43. Wood pulp.   |
| —       | —       | —       | —        | —        | —       | —       | —       | 44. Paper, including chrome, marble, flint, poster and stored printing paper; articles made of paper and papier maché; pasteboard, millboard and cardboard, all sorts other than strawboard.   |
| —       | —       | —       | —        | —        | —       | —       | —       | 44(1). Printing paper (excluding chrome, marble, flint, poster and stereo), all sorts which contain no mechanical wood pulp or in which the mechanical wood pulp amounts to less than 70 per cent of the fibre content.  |
| —       | —       | —       | —        | —        | —       | —       | —       | 44(2). Printing paper, all sorts not otherwise specified which contain mechanical wood pulp amounting to not less than 70 per cent of the fibre content; and strawboard, all sorts.  |
| —       | —       | —       | —        | —        | —       | —       | —       | 44(3). Writing paper.  |
| —       | —       | —       | —        | —        | —       | —       | —       | 44(4). Newspapers, old, in bales and bags.   |
| —       | —       | —       | —        | —        | —       | —       | —       | 45. Stationery, including drawing and copy books, labels, advertising circulars, sheet or card almanacs and calendars, Christmas, Easter and other cards, including cards in booklet forms; including also waste paper but excluding paper and stationery otherwise specified. |
| —       | —       | —       | —        | —        | —       | —       | —       | 45(2). Prints, Engravings and Pictures (including photographs and picture post cards) on paper or cardboard.   |
| —       | —       | —       | —        | —        | —       | —       | —       | TOTAL SECTION X.   |

AMOUNT of DRAWBACKS PAID and DUTIES REFUNDED on the PRINCIPAL and other

| ARTICLES   | DRAWBACKS |          |          |          |         | Ru        |           |
|--|-----------|----------|----------|----------|---------|-----------|-----------|
|  | 1931-32   | 1932-33  | 1933-34  | 1934-35  | 1935-36 | 1931-32   | 1932-33   |
|  | ₹         | ₹        | ₹        | ₹        | ₹       | ₹         | ₹         |
| <b>The First Schedule—Import Tariff—contd.</b>   |           |          |          |          |         |           |           |
| <b>SECTION XI.</b>   |           |          |          |          |         |           |           |
| <b>Textile Materials and Textile Goods.</b>  |           |          |          |          |         |           |           |
| 46. Silk raw (excluding silk waste and noils), and silk cocoons . . . . .  | 3,956     | ..       | 317      | 125      | 2,470   | 6,760     | 13,976    |
| 46(1). Silk, waste and noils . . . . .   | —         | —        | —        | ..       | ..      | —         | —         |
| 46(3). Cotton, raw . . . . .   | 2,792     | 4,727    | 7,166    | 37,189   | 10,780  | 4,200     | 13,039    |
| 46(4). Textile materials, the following:—  |           |          |          |          |         |           |           |
| Raw flax, hemp, jute and all other unmanufactured textile materials not otherwise specified.   | ..        | ..       | ..       | 5        | ..      | 299       | 2,017     |
| 46(5). Sisal and Aloe fibre . . . . .  | —         | ..       | ..       | ..       | ..      | —         | ..        |
| 47. Silk yarn, including thrown silk warps but excluding sewing thread and yarn spun from silk waste or noils.   | 2,391     | 2,991    | 4,523    | 70       | ..      | 32,441    | 29,441    |
| 47(1). Silk yarn spun from waste or noils and silk sewing thread . . . . .   | —         | —        | —        | 2,035    | 3,063   | —         | —         |
| 47(2). Artificial silk yarn and thread . . . . .   | 13,625    | 507      | 101      | 34,003   | 6,336   | 3,132     | 111       |
| 47(3). Woollen yarn not otherwise specified . . . . .  | —         | —        | —        | ..       | 177     | —         | —         |
| 47(4). Woollen yarn for weaving and knitting wool . . . . .  | —         | 274      | 305      | 271      | 1,505   | —         | 529       |
| 47(5). Cotton thread, other than sewing or darning thread . . . . .  | 1,050     | 1,273    | 2,367    | 2,132    | 37      | 4,776     | 10,332    |
| 47(6). Cotton twist and yarn, and cotton sewing or darning thread . . . . .  | 33,731    | 54,022   | 44,211   | 44,720   | 3,474   | 4,311     | 4,322     |
| 47(7). Twist and yarn of flax or jute . . . . .  | 34        | 74       | 1,221    | ..       | ..      | 777       | 3,736     |
| 47(8). Yarn (excluding cotton yarn) such as is ordinarily used for the manufacture of belting for machinery.   | ..        | ..       | ..       | ..       | ..      | ..        | 1,030     |
| 48. Fabrics, not otherwise specified, containing more than 90 per cent of silk, including such fabrics embroidered with artificial silk.   | 20,702    | 47,744   | 17,605   | 23,571   | 13,536  | 2,97,532  | 4,02,712  |
| 48(1). Fabrics, not otherwise specified, containing more than 90 per cent of artificial silk.  | —         | 693      | 72,530   | 15,310   | 23,337  | —         | 23,010    |
| 48(2). Woollen fabrics, not otherwise specified, containing more than 90 per cent of wool, excluding felt and fabrics made of shoddy or waste wool.  | —         | —        | 1,313    | 4,302    | 9,022   | —         | —         |
| 48(3). Cotton fabrics, not otherwise specified, containing more than 90 per cent of cotton.  | 2,01,947  | 1,34,330 | 2,79,336 | 1,65,499 | 73,094  | 10,46,775 | 17,07,001 |
| 48(4). Fabrics, not otherwise specified, containing more than 10 per cent and not more than 90 per cent silk.  | —         | —        | —        | 4,365    | 593     | —         | —         |
| 48(5). Fabrics, not otherwise specified, containing not more than 10 per cent silk but more than 10 per cent and not more than 90 per cent artificial silk.  | 68        | 6,293    | 7,473    | 3,563    | 3,050   | 7,445     | 27,714    |
| 48(6). Fabrics, not otherwise specified, containing not more than 10 per cent silk or 10 per cent artificial silk, but containing more than 10 per cent but not more than 90 per cent wool.  | —         | —        | 374      | 2,767    | 4,340   | —         | —         |
| 48(7). Fabrics, not otherwise specified, containing not more than 10 per cent silk or 10 per cent artificial silk or 10 per cent wool, but containing more than 50 per cent cotton and not more than 90 per cent cotton.   | —         | —        | —        | ..       | ..      | —         | —         |
| 48(8). Fabrics, not otherwise specified, containing not more than 10 per cent silk or 10 per cent artificial silk or 10 per cent wool or 50 per cent cotton.   | 13,735    | 14       | 932      | 431      | ..      | 56,039    | 743       |
| 48(9). The following Cotton Fabrics, namely, Satens, including Italian of Saten weave, velvets and velveteens and embroidered all-overs.   | —         | —        | —        | 2,939    | 2,522   | —         | —         |
| 48(10). Fabrics containing gold or silver thread . . . . .   | —         | —        | —        | ..       | 62      | —         | —         |
| 49. Textile manufactures, the following articles when made wholly or mainly of any of the fabrics specified in Item Nos. 43, 43(1), 43(3), 43(4), 43(5), 43(7), 43(9) or 43(10):—bed sheets, bed spreads, bolster cases, counterpane-cloths, table-cloths, tray-covers, bed-covers, table-dusters, glass-cloths, handkerchiefs, napkins, pillow cases, pillow slips, scarves, shirts, shawls, sacks (cotton), towels and umbrella coverings. | —         | —        | —        | 2,923    | 4,037   | —         | —         |
| 49(1). Fents, not exceeding 4 yards in length, being bond side remnants of piece-goods or other fabrics.   | —         | —        | —        | 144      | 3,339   | —         | —         |
| 49(2). Ribbons . . . . .   | —         | —        | —        | 134      | ..      | —         | —         |
| 49(3). Blankets and rugs (other than floor rugs), excluding blankets and rugs made wholly or mainly from artificial silk.  | 14,131    | 9,375    | 2,009    | 1,422    | 1,236   | 29,064    | 36,331    |
| 49(4). Woollen carpets, floor rugs, shawls and other manufactures of wool, not otherwise specified, including felt.  | —         | 4,130    | 19,271   | 4,497    | 4,997   | —         | 22,741    |
| 49(5). Cotton braids or cords, the following, namely:—Ghoonsis and Mukta-kosis.  | —         | —        | —        | ..       | ..      | —         | —         |
| 50. Jute manufactures not otherwise specified . . . . .  | 754       | 20       | 20       | ..       | 273     | 622       | 2         |
| 50(2). Hemp Manufactures . . . . .   | 113       | 231      | ..       | ..       | ..      | 72        | 17        |
| 50(3). Cotton, hair and canvas ply belting for machinery . . . . .   | 173       | 137      | 197      | 60       | 204     | 246       | 36        |
| 50(5). Oil cloth and floor cloth . . . . .   | 933       | 525      | 195      | 232      | 514     | 631       | 1,03      |
| 50(6). Cordage, rope and twine of vegetable fibre, other than jute and cotton, not otherwise specified.  | 353       | 112      | 420      | 330      | 231     | 306       | 59        |

## ARTICLES IMPORTED and EXPORTED, in each Official Year from 1931-32 to 1935-36—continued

| FUNDS     |           |           | TOTAL     |           |           |           |           | ARTICLES  |
|-----------|-----------|-----------|-----------|-----------|-----------|-----------|-----------|---|
| 1933-34   | 1934-35   | 1935-36   | 1931-32   | 1932-33   | 1933-34   | 1934-35   | 1935-36   |   |
| B         | B         | B         | B         | B         | B         | B         | B         |   |
|           |           |           |           |           |           |           |           | The First Schedule—Import Tariff—contd.   |
|           |           |           |           |           |           |           |           | SECTION XI.   |
|           |           |           |           |           |           |           |           | Textile Materials and Textile Goods.  |
| 18        | 32,220    | 1,602     | 10,725    | 13,976    | 835       | 32,345    | 4,171     | 46. Silk, raw (excluding silk waste and noils), and silk wroocoo.   |
| —         | ..        | ..        | —         | —         | —         | ..        | ..        | 46(1). Silk waste and noils.  |
| 11,105    | 12,757    | 10,608    | 6,092     | 17,810    | 18,361    | 49,943    | 27,388    | 46(3). Cotton, raw.   |
| 72        | 176       | 9         | 200       | 2,017     | 72        | 181       | 9         | 46(4). Textile materials, the following—<br>Raw flax, hemp, jute and all other unmanufactured textile materials not otherwise specified.  |
| 44        | ..        | ..        | —         | ..        | 44        | ..        | ..        | 46(5). Sial and Aloe fibre.   |
| 1,692     | 3,233     | 2,129     | 34,632    | 32,342    | 6,215     | 3,303     | 2,129     | 47. Silk yarn, including thrown silk warps but excluding sewing thread and yarn spun from silk waste or noils.  |
| —         | 844       | 10,027    | —         | —         | —         | 3,479     | 19,690    | 47(1). Silk yarn spun from waste or noils and silk sewing thread.   |
| 497       | 4,189     | 4,118     | 16,807    | 618       | 593       | 33,192    | 10,949    | 47(2). Artificial silk yarn and thread.   |
| —         | ..        | 255       | —         | —         | —         | ..        | 432       | 47(3). Woollen yarn not otherwise specified.  |
| 7,203     | 10,164    | 6,908     | —         | 803       | 7,513     | 10,435    | 8,473     | 47(4). Woollen yarn for weaving and knitting wool.  |
| 10,861    | 10,181    | 1,896     | 6,726     | 11,655    | 13,718    | 12,313    | 1,933     | 47(5). Cotton thread, other than sewing or darning thread.  |
| 1,557     | 22,739    | 13,459    | 38,092    | 53,844    | 45,768    | 67,463    | 21,933    | 47(6). Cotton twist and yarn, and cotton sewing or darning thread.  |
| 1,022     | 46        | 529       | 811       | 3,810     | 2,243     | 46        | 529       | 47(7). Twist and yarn of flax or jute.  |
| 3         | ..        | ..        | ..        | 1,030     | 3         | ..        | ..        | 47(8). Yarn (excluding cotton yarn) such as is ordinarily used for the manufacture of belting for machinery.  |
| 2,70,405  | 2,86,813  | 3,03,405  | 3,18,234  | 5,40,456  | 2,88,010  | 3,09,334  | 3,21,941  | 48. Fabrics not otherwise specified, containing more than 90 per cent of silk, including such fabrics embroidered with artificial silk.   |
| 3,44,371  | 5,40,520  | 6,32,351  | —         | 23,707    | 4,16,951  | 5,56,939  | 6,56,733  | 48(1). Fabrics not otherwise specified containing more than 90 per cent of artificial silk.   |
| 8,337     | 85,394    | 1,09,333  | —         | —         | 10,700    | 90,698    | 1,13,910  | 48(2). Woollen fabrics, not otherwise specified, containing more than 90 per cent of wool, excluding felt and fabrics made of shoddy or waste wool.   |
| 24,63,001 | 10,16,935 | 25,03,011 | 12,43,722 | 13,91,331 | 27,42,337 | 20,82,434 | 26,31,105 | 48(3). Cotton fabrics not otherwise specified, containing more than 90 per cent of cotton.  |
| —         | 23,710    | 31,033    | —         | —         | —         | 33,375    | 31,631    | 48(4). Fabrics, not otherwise specified, containing more than 10 per cent and not more than 90 per cent silk.   |
| 29,953    | 16,361    | 41,324    | 7,513     | 34,007    | 37,429    | 25,424    | 49,374    | 48(5). Fabrics, not otherwise specified containing not more than 10 per cent silk but more than 10 per cent and not more than 90 per cent artificial silk.  |
| 162       | 19,790    | 13,364    | —         | —         | 536       | 22,557    | 17,704    | 48(6). Fabrics, not otherwise specified, containing not more than 10 per cent silk or 10 per cent artificial silk, but containing more than 10 per cent but not more than 90 per cent wool.   |
| —         | 993       | 1,931     | —         | —         | —         | 993       | 1,931     | 48(7). Fabrics, not otherwise specified, containing not more than 10 per cent silk or 10 per cent artificial silk or 10 per cent wool, but containing more than 50 per cent cotton and not more than 90 per cent cotton.  |
| 4,349     | 100       | 1,062     | 74,324    | 757       | 5,731     | 531       | 1,962     | 48(8). Fabrics, not otherwise specified, containing not more than 10 per cent silk or 10 per cent artificial silk or 10 per cent wool or 50 per cent cotton.  |
| —         | 5,249     | 23,375    | —         | —         | —         | 8,133     | 26,197    | 48(9). The following Cotton Fabrics, namely, Satene, including Italian of Satene weave, velvets and velveteens and embroidered all-overs.   |
| —         | 13        | 162       | —         | —         | —         | 13        | 224       | 48(10). Fabrics containing gold or silver thread.   |
| —         | 16,360    | 5,909     | —         | —         | —         | 19,233    | 9,996     | 49. Textile manufactures, the following articles when made wholly or mainly of any of the fabrics specified in Items Nos. 43, 43(1), 43(2), 43(3), 43(4), 43(5), 43(6), 43(7), 43(8) or 43(9) :—bed sheets, bed spreads, bolster cases, counterpane-cloths, table-cloths, tray-covers, bed-covers, table-dusters, glass-cloths, handkerchiefs, napkins, pillow cases, pillow slips, scarves, shirts, shawls, sacks (cotton), towels and umbrella coverings. |
| —         | 7,942     | 5,307     | —         | —         | —         | 8,036     | 9,696     | 49(1). Fente, not exceeding 4 yards in length, being bond jide remnants of piece-goods or other fabrics.  |
| —         | 2,366     | 19        | —         | —         | —         | 2,500     | 19        | 49(2). Ribbons.   |
| 5,323     | 1,747     | 4,367     | 43,245    | 46,203    | 8,737     | 3,169     | 5,603     | 49(3). Blankets and rugs (other than floor rugs), excluding blankets and rugs made wholly or mainly from artificial silk.   |
| 33,726    | 24,220    | 33,069    | —         | 26,903    | 1,02,997  | 23,717    | 33,066    | 49(4). Woollen carpets, floor rugs, shawls and other manufactures of wool, not otherwise specified, including felt.   |
| —         | 24        | ..        | —         | —         | —         | 24        | ..        | 49(5). Cotton braids or cords, the following, namely :—<br>Ghoonals and Muktakeals.   |
| 77        | 62        | 89        | 1,376     | 45        | 97        | 62        | 367       | 50. Jute manufactures not otherwise specified.  |
| 19        | 54        | 639       | 135       | 431       | 19        | 54        | 639       | 50(2). Hemp manufactures.   |
| 533       | 364       | 575       | 424       | 535       | 735       | 424       | 779       | 50(3). Cotton, hair and canvas ply belting for machinery.   |
| 574       | 136       | 1,024     | 1,324     | 2,306     | 769       | 413       | 1,533     | 50(5). Oil cloth and floor cloth.   |
| 2,946     | 1,454     | 603       | 964       | 704       | 3,366     | 1,734     | 309       | 50(6). Cordage, rope and twine of vegetable fibre, other than jute and cotton, not otherwise specified.   |

AMOUNT of DRAWBACKS PAID and DUTIES REFUNDED on the PRINCIPAL and other

| ARTICLES   | DRAWBACKS       |                 |                 |                 |                 | Rs               |                  |
|--|-----------------|-----------------|-----------------|-----------------|-----------------|------------------|------------------|
|  | 1931-32         | 1932-33         | 1933-34         | 1934-35         | 1935-36         | 1931-32          | 1932-33          |
| <b>The First Schedule—Import Tariff—contd.</b>   |                 |                 |                 |                 |                 |                  |                  |
| <b>SECTION XI—contd.</b>   |                 |                 |                 |                 |                 |                  |                  |
| <b>Textile Materials and Textile Goods—contd.</b>  |                 |                 |                 |                 |                 |                  |                  |
| 50(7). Mats and Matting, not otherwise specified . . . . .   | 737             | 342             | 542             | 1,075           | 601             | 138              | 100              |
| 50(8). Coir fibre, coir yarn and coir mats and matting . . . . .   | —               | ..              | ..              | ..              | 28              | —                | 318              |
| 51. Socks and stockings made wholly or mainly from silk or artificial silk . . . . .   | —               | —               | —               | 278             | 161             | —                | —                |
| 51(1). Woollen hosiery and woollen knitted apparel, that is to say, all hosiery and knitted apparel containing not less than 15 per cent of wool by weight.  | —               | —               | ..              | 774             | 1,281           | —                | —                |
| 51(2). Cotton hosiery, the following, namely—<br>Cotton undershirts, knitted or woven, and cotton socks or stockings.  | 3,014           | 6,514           | 2,070           | 5,563           | 7,357           | 2,230            | 2,528            |
| 51(3). Cotton knitted fabrics . . . . .  | —               | —               | —               | 62              | 409             | —                | —                |
| 52. Apparel, hosiery, haberdashery, millinery and drapery, not otherwise specified.  | 21,275          | 15,866          | 6,069           | 14,776          | 26,354          | 32,072           | 36,635           |
| 52(1). Silk or artificial silk goods used or required for medical purposes, namely:—silk or artificial silk ligatures; elastic silk or artificial silk hosiery, elbow pieces, thigh pieces, knee caps, leggings, socks, anklets, stockings, suspensory bandages, silk or artificial silk abdominal belts, silk or artificial silk web catheter tubes, and oiled silk or artificial silk. | 23              | ..              | 3               | 13              | ..              | ..               | 5                |
| 53. Textile manufactures, not otherwise specified . . . . .  | —               | —               | —               | 1,197           | 6,488           | —                | —                |
| <b>TOTAL SECTION XI</b>  | <b>3,42,477</b> | <b>3,40,989</b> | <b>4,74,068</b> | <b>3,83,842</b> | <b>2,42,607</b> | <b>15,31,011</b> | <b>24,36,061</b> |
| <b>SECTION XII.</b>  |                 |                 |                 |                 |                 |                  |                  |
| <b>Footwear, Hats, Umbrellas and Parasols, Articles of Fashion.</b>  |                 |                 |                 |                 |                 |                  |                  |
| 54. Boots and Shoes not otherwise specified . . . . .  | 4,246           | 14,881          | 10,204          | 6,524           | 6,038           | 2,674            | 10,047           |
| 54(1). Boots and Shoes composed mainly of leather . . . . .  | —               | 1,477           | 1,824           | 1,359           | 980             | —                | 897              |
| 54(2). Uppers for boots and shoes unless entirely made of leather . . . . .  | —               | ..              | ..              | ..              | ..              | —                | ..               |
| 55. Hats, caps, bonnets and hatters' ware, not otherwise specified . . . . .   | —               | —               | —               | 236             | 3,940           | —                | —                |
| 56. Parasols and Sunshades and fittings for umbrellas, parasols and sunshades  | —               | —               | ..              | ..              | 441             | —                | —                |
| 56(1). Umbrellas . . . . .   | 34              | 252             | 1,288           | 570             | 250             | 317              | 637              |
| <b>TOTAL SECTION XII</b>   | <b>4,280</b>    | <b>16,610</b>   | <b>13,266</b>   | <b>8,698</b>    | <b>12,558</b>   | <b>2,991</b>     | <b>11,581</b>    |
| <b>SECTION XIII.</b>   |                 |                 |                 |                 |                 |                  |                  |
| <b>Wares of Stone and of other Mineral Materials; Ceramic Products; Glass and Glassware.</b>   |                 |                 |                 |                 |                 |                  |                  |
| 58. Articles made of Stone or Marble . . . . .   | 296             | 68              | 148             | ..              | 7               | 079              | 4,912            |
| 58(1). Asbestos manufactures, not otherwise specified . . . . .  | —               | 44              | 799             | 414             | 150             | —                | 2,160            |
| 58(2). Packing—Engine and Boiler—all sorts not otherwise specified . . . . .   | 18              | 32              | 66              | 8               | 46              | 82               | 145              |
| 59. Building and Engineering materials, all sorts not of iron, steel or wood not otherwise specified, including tiles other than glass, earthenware or porcelain tiles, and firebricks not being component parts of any articles included in Item No. 72 or No. 74(2).   | 1,035           | 2,306           | 392             | 109             | 57              | 9,066            | 11,227           |
| 59(1). Building and Engineering bricks . . . . .   | —               | —               | —               | ..              | ..              | —                | —                |
| 59(2). Earthenware, china and porcelain, all sorts not otherwise specified . . . . .   | —               | 769             | 6,972           | 4,156           | 2,327           | —                | 1,551            |
| 59(3). Earthenware pipes and sanitary ware . . . . .   | —               | ..              | 18              | ..              | ..              | —                | 342              |
| 59(4). Tiles of earthenware and porcelain . . . . .  | —               | —               | 200             | 191             | 1,777           | —                | —                |
| 59(5). Domestic Earthenware, china and porcelain the following, namely:—tea cups and coffee cups, saucers, tea-pots, sugar-bowls, jugs and plates.   | —               | —               | 509             | 8,757           | 5,003           | —                | —                |
| 59(6). Covered crucibles for glass-making . . . . .  | —               | —               | ..              | 126             | 880             | —                | —                |
| 60. Glass and Glassware not otherwise specified, and lacquered ware . . . . .  | 10,467          | 10,463          | 9,659           | 8,234           | 10,370          | 28,558           | 20,886           |
| 60(1). Glass globes and chimneys for lamps and lanterns . . . . .  | —               | —               | 88              | 182             | 208             | —                | —                |
| 60(2). Electric lighting bulbs . . . . .   | 472             | 1,670           | 4,207           | 3,198           | 1,438           | 3,374            | 13,208           |
| 60(3). Glass bangles, glass beads and false pearls . . . . .   | 6,795           | 4,328           | 11,486          | 5,266           | 3,068           | 4,725            | 4,817            |
| <b>TOTAL SECTION XIII</b>  | <b>19,983</b>   | <b>19,770</b>   | <b>24,577</b>   | <b>20,591</b>   | <b>27,200</b>   | <b>40,779</b>    | <b>50,257</b>    |

## ARTICLES IMPORTED and EXPORTED, in each Official Year from 1931-32 to 1935-36—contd.

| FUNDS     |           |           | TOTAL     |           |           |           |           | ARTICLES   |
|-----------|-----------|-----------|-----------|-----------|-----------|-----------|-----------|--|
| 1933-34   | 1934-35   | 1935-36   | 1931-32   | 1932-33   | 1933-34   | 1934-35   | 1935-36   |  |
| R         | R         | R         | R         | R         | R         | R         | R         |  |
|           |           |           |           |           |           |           |           | <b>The First Schedule—Import Tariff—contd.</b>   |
|           |           |           |           |           |           |           |           | <b>SECTION XI—contd.</b>   |
|           |           |           |           |           |           |           |           | <b>Textile Materials and Textile Goods—contd.</b>  |
|           |           |           |           |           |           |           |           | 50(7). Mats and Matting, not otherwise specified.  |
| 243       | 187       | 218       | 870       | 598       | 785       | 1,262     | 819       | 50(8). Coir fibre, coir yarn and coir mats and matting.  |
| 1,138     | 142       | 156       | —         | 313       | 1,136     | 142       | 184       | 51. Socks and stockings made wholly or mainly from silk or artificial silk.  |
| —         | 693       | 59        | —         | —         | —         | —         | 220       | 51(1). Woollen hosiery and woollen knitted apparel, that is to say, all hosiery and knitted apparel containing not less than 15 per cent of wool by weight.  |
| 15        | 1,410     | 2,347     | —         | —         | 15        | 2,184     | 3,628     | 51(2). Cotton hosiery, the following, namely—  |
|           |           |           |           |           |           |           |           | Cotton undershirts, knitted or woven, and cotton socks or stockings.   |
| 2,997     | 9,993     | 10,624    | 6,203     | 9,042     | 5,667     | 15,556    | 17,981    | 51(3). Cotton knitted fabrics.   |
| —         | 1,697     | 501       | —         | —         | —         | 1,769     | 1,060     | 52. Apparel, hosiery, haberdashery, millinery and drapery, not otherwise specified.  |
| 26,236    | 42,402    | 1,03,143  | 53,947    | 52,501    | 33,205    | 57,178    | 1,34,497  | 52(1). Silk or artificial silk goods used or required for medical purposes, namely:—silk or artificial silk ligatures; elastic silk or artificial silk hosiery, elbow pieces, thigh pieces, knee caps, leggings, socks, anklets, stockings, suspensory bandages, silk or artificial silk abdominal belts, silk or artificial silk web catheter tubes, and oiled silk or artificial silk. |
| 98        | 0         | —         | 23        | 5         | 101       | 22        | —         | 53. Textile manufactures, not otherwise specified.   |
| —         | 24,418    | 26,835    | —         | —         | —         | 25,610    | 33,323    |  |
| 32,50,225 | 31,33,562 | 40,21,990 | 18,73,488 | 27,77,950 | 37,54,293 | 35,17,404 | 42,64,687 | <b>TOTAL SECTION XI.</b>   |
|           |           |           |           |           |           |           |           | <b>SECTION XII.</b>  |
|           |           |           |           |           |           |           |           | <b>Footwear, Hats, Umbrellas and Parasols Articles of Fashion.</b>   |
|           |           |           |           |           |           |           |           | 54. Boots and Shoes not otherwise specified.   |
| 20,327    | 26,000    | 17,472    | 6,920     | 24,928    | 30,531    | 32,533    | 24,410    | 54(1). Boots and Shoes composed mainly of leather.   |
| 4,377     | 1,080     | 673       | —         | 2,374     | 6,201     | 2,439     | 1,653     | 54(2). Uppers for boots and shoes unless entirely made of leather.   |
| —         | —         | 135       | —         | —         | —         | —         | 135       | 55. Hats, caps, bonnets and hatters' ware, not otherwise specified.  |
| —         | 1,040     | 3,778     | —         | —         | —         | 1,276     | 7,718     | 56. Parasols and Sunshades and fittings for umbrellas, parasols and sunshades.   |
| 76        | 276       | 1,014     | —         | —         | 76        | 276       | 2,056     | 56(1). Umbrellas.  |
| 4,627     | 1,414     | 197       | 351       | 889       | 5,865     | 1,993     | 456       |  |
| 20,407    | 29,819    | 23,869    | 7,271     | 28,101    | 42,073    | 38,517    | 36,427    | <b>TOTAL SECTION XII.</b>  |
|           |           |           |           |           |           |           |           | <b>SECTION XIII.</b>   |
|           |           |           |           |           |           |           |           | <b>Wares of Stone and of other Mineral Materials; Ceramic Products; Glass and Glassware.</b>   |
|           |           |           |           |           |           |           |           | 58. Articles made of Stone or Marble.  |
| 2,400     | 2,800     | 4,033     | 1,275     | 4,980     | 2,543     | 2,300     | 4,040     | 58(1). Asbestos manufactures, not otherwise specified.   |
| 7,995     | 918       | 2,682     | —         | 2,213     | 8,794     | 1,332     | 2,832     | 58(2). Packing—Engine and Boiler—all sorts not otherwise specified.  |
| 2,619     | 789       | 198       | 100       | 177       | 2,686     | 797       | 244       | 59. Building and Engineering materials, all sorts not of iron, steel or wood not otherwise specified, including tiles other than glass, earthenware or porcelain tiles, and firebricks not being component parts of any articles included in Item No. 72 or No. 74(2).   |
| 11,416    | 2,789     | 9,230     | 11,001    | 13,823    | 11,808    | 2,878     | 9,237     | 59(1). Building and Engineering bricks.  |
| —         | —         | 14        | —         | —         | —         | —         | 14        | 59(2). Earthenware, china and porcelain, all sorts not otherwise specified.  |
| 9,770     | 77,584    | 10,483    | —         | 2,320     | 16,742    | 81,690    | 12,810    | 59(3). Earthenware pipes and sanitary ware.  |
| 822       | 1,215     | 548       | —         | 342       | 840       | 1,215     | 548       | 59(4). Tiles of earthenware and porcelain.   |
| —         | 421       | 735       | —         | —         | 290       | 612       | 2,512     | 59(5). Domestic Earthenware, china and porcelain the following, namely:—tea cups and coffee cups, saucers, tea-pots, sugar-bowls, jugs and plates.   |
| 798       | 11,040    | 4,248     | —         | —         | 1,217     | 19,797    | 10,211    | 59(6). Covered crucibles for glass-making.   |
| —         | —         | 29        | —         | —         | —         | 126       | 909       | 60. Glass and Glassware not otherwise specified, and lacquered ware.   |
| 9,374     | 10,132    | 17,341    | 39,020    | 31,349    | 19,038    | 24,366    | 27,720    | 60(1). Glass globes and chimneys for lamps and lanterns.   |
| 144       | 290       | 276       | —         | —         | 177       | 422       | 484       | 60(2). Electric lighting bulbs.  |
| 19,103    | 14,048    | 9,092     | 3,346     | 14,878    | 23,310    | 17,246    | 11,340    | 60(3). Glass bangles, glass beads and false pearls.  |
| 4,358     | 2,577     | 5,546     | 11,520    | 9,145     | 15,842    | 7,843     | 9,514     |  |
| 98,704    | 1,80,535  | 95,265    | 66,792    | 70,027    | 1,03,281  | 1,01,124  | 92,465    | <b>TOTAL SECTION XIII.</b>   |

## AMOUNT of DRAWBACKS PAID and DUTIES REFUNDED on the PRINCIPAL and other

| ARTICLES  | DRAWBACKS        |                 |                 |                 |                  | Ru               |                 |
|---|------------------|-----------------|-----------------|-----------------|------------------|------------------|-----------------|
|   | 1931-32          | 1932-33         | 1933-34         | 1934-35         | 1935-36          | 1931-32          | 1932-33         |
|   | ₹                | ₹               | ₹               | ₹               | ₹                | ₹                | ₹               |
| <b>The First Schedule—Import Tariff—contd.</b>  |                  |                 |                 |                 |                  |                  |                 |
| <b>SECTION XIV.</b>   |                  |                 |                 |                 |                  |                  |                 |
| <b>Real Pearls, Precious Stones, Precious Metals and Wares of those Materials ; Coin (Specie).</b>  |                  |                 |                 |                 |                  |                  |                 |
| 61(1). Precious Stones, unset and imported out . . . . .  | 13,035           | 12,898          | 27,064          | 24,939          | 65,744           | ..               | ..              |
| 61(2). Silver bullion and silver sheets and plates which have undergone no process of manufacture subsequent to rolling.  | 14,04,225        | 4,68,640        | 1,263           | 8,73,383        | 12,11,526        | 9,49,348         | 2,12,700        |
| 61(4). Silver plate and silver manufactures, all sorts not otherwise specified.   | 13,077           | 1,455           | 8,175           | 3,798           | 2,691            | 46,950           | 25,715          |
| 61(5). Silver thread and wire (including so-called gold thread and wire mainly made of silver) and silver leaf, including also imitation gold and silver thread and wire, lametta and metallic spangles and articles of a like nature, of whatever metal made.  | 7,861            | 69              | 1,121           | 261             | ..               | 6,937            | 9,565           |
| 61(6). Gold plate, gold leaf and gold manufactures, all sorts not otherwise specified.  | 1,317            | 1,295           | 127             | 211             | 83               | 542              | 1,135           |
| 61(7). Gold or gold-plated pen nibs . . . . .   | —                | —               | 815             | 58              | 40               | —                | —               |
| 61(8). Articles, other than cutlery and surgical instruments, plated with gold or silver.   | 8,963            | 1,508           | 1,936           | 732             | 268              | 17,935           | 12,025          |
| 61(9). Cutlery plated with gold or silver . . . . .   | —                | ..              | 338             | 37              | 1,046            | —                | 167             |
| 61(10). Jewellery and Jewels . . . . .  | 20,677           | 3,037           | 3,967           | 2,505           | 3,027            | 525              | 423             |
| 62(1). Silver coin, not otherwise specified . . . . .   | —                | —               | —               | ..              | ..               | —                | —               |
| <b>TOTAL SECTION XIV</b>  | <b>15,48,654</b> | <b>4,88,952</b> | <b>39,306</b>   | <b>9,05,914</b> | <b>12,84,975</b> | <b>10,21,937</b> | <b>2,61,940</b> |
| <b>SECTION XV.</b>  |                  |                 |                 |                 |                  |                  |                 |
| <b>Base Metals and Articles made therefrom.</b>   |                  |                 |                 |                 |                  |                  |                 |
| 63. Iron or Steel, old . . . . .  | ..               | ..              | ..              | 196             | 810              | 99               | 303             |
| 63(1) to 63(28). Iron and Steel—  |                  |                 |                 |                 |                  |                  |                 |
| Liable to protective duties—  |                  |                 |                 |                 |                  |                  |                 |
| Of British manufacture . . . . .  | 1                | 1,100           | 1,052           | 2,221           | 1,065            | 17,617           | 1,17,533        |
| Not of British manufacture . . . . .  | 10,419           | 984             | 5,616           | 2,730           | 2,947            | 2,06,708         | 47,921          |
| Not liable to additional duties . . . . .   | 16,763           | 6,069           | 1,842           | 1,851           | ..               | 95,982           | 12,464          |
| Liable to preferential revenue duties . . . . .   | —                | 6,157           | 8,091           | 10,935          | 13,671           | —                | 31,063          |
| 63(29). Enamelled ironware, the following, namely :—  |                  |                 |                 |                 |                  |                  |                 |
| Sign-boards and Domestic hollow-ware, the following, namely, basins, bowls, dishes, plates and thalass, including rice-cups, rice-bowls and rice-plates.  | —                | —               | 912             | 5,058           | 2,793            | —                | —               |
| 69. Tin, Block . . . . .  | 191              | 2,813           | 1,706           | 314             | 223              | 3,119            | 1,022           |
| 64, 64 (1), 65, 66, 66 (1), 67, 67 (1), 68 and 70. Total of metals, other than Iron and Steel.  | —                | 6,812           | 44,227          | 61,670          | 1,09,863         | —                | 14,813          |
| 70(1). All sorts of metals other than iron and steel and manufactures thereof, not otherwise specified.   | 25,336           | 24,102          | 3,239           | 994             | 1,026            | 35,348           | 29,066          |
| 71. Hardware, ironmongery and tools all sorts not otherwise specified, including incandescent mantles but excluding machine tools and agricultural implements.  | 63,852           | 80,867          | 89,366          | 80,371          | 1,05,945         | 54,739           | 63,165          |
| 71(1). The following Hardware, ironmongery and tools, namely, agricultural implements, not otherwise specified, buckets of tinned or galvanized iron and pruning-knives.  | —                | 2,674           | 1,249           | 617             | 2                | —                | 1,718           |
| 71(2). Cutlery, all sorts, not otherwise specified . . . . .  | 1,745            | 1,825           | 2,132           | 3,296           | 1,697            | 3,513            | 4,735           |
| 71(3). Metal furniture and cabinetware . . . . .  | —                | —               | —               | ..              | 341              | —                | —               |
| 71(4). Printing type . . . . .  | 16               | ..              | 49              | 123             | 330              | 2,511            | 96              |
| 71(5). The following printing materials, namely, leads, brass rules, wooden and metal quoins, shooting sticks and galleys and metal furniture.  | ..               | ..              | ..              | ..              | ..               | 311              | 25              |
| 71(6). Racks for the withering of tea leaf . . . . .  | ..               | ..              | ..              | ..              | ..               | ..               | ..              |
| <b>TOTAL SECTION XV</b>   | <b>1,22,853</b>  | <b>1,32,403</b> | <b>1,59,481</b> | <b>1,70,376</b> | <b>2,40,718</b>  | <b>4,10,947</b>  | <b>3,24,424</b> |
| <b>SECTION XVI.</b>   |                  |                 |                 |                 |                  |                  |                 |
| <b>Machinery and Apparatus ; Electrical Material.</b>   |                  |                 |                 |                 |                  |                  |                 |
| 72. Machinery, namely, prime-movers, boilers, locomotive engines and tenders for the same, etc., also machines and sets of machines to be worked by electric, steam, water, fire, or other power, not being manual or animal labour, apparatus and appliances, not to be operated by manual or animal labour, which are designed for use in an industrial system, control gear, self-acting or otherwise, and transmission gear, etc., and bare hard-drawn electrolytic copper wires and cables, etc. | 540              | 3,952           | 7,196           | 12,360          | 13,955           | 6,272            | 32,742          |
| 72(1). Textile machinery and apparatus by whatever power operated, namely, healds, heald cords, etc.  | 114              | 310             | 908             | 1,390           | 1,102            | 1,364            | 3,555           |
| 72(2). Printing and Lithographic Material, etc.   | 127              | 228             | 338             | 309             | 704              | 538              | 246             |
| 72(3). Component parts of Machinery . . . . .   | 504              | 6,318           | 12,167          | 12,724          | 14,737           | 21,057           | 46,929          |
| 72(4). Passenger Lifts and component parts and accessories thereof . . . . .  | —                | —               | —               | ..              | 73               | —                | —               |
| 72(5). Domestic Refrigerators . . . . .   | ..               | 1,021           | 9,529           | 7,239           | 6,227            | ..               | ..              |
| 72(6). Machinery and component parts thereof, meaning machines or parts of machines to be worked by manual or animal labour, not otherwise specified, and any machines (except such as are designed to be used exclusively in industrial processes) which require for their operation less than one-quarter of one brake-horse-power.   | 4,878            | 8,421           | 6,791           | 9,429           | 6,023            | 19,161           | 20,389          |
| 73. Electrical Instruments, apparatus and appliances, not otherwise specified, excluding telegraphic and telephonic.*   | —                | —               | —               | 1,463           | 19,331           | —                | —               |

## ARTICLES IMPORTED and EXPORTED, in each Official Year from 1931-32 to 1935-36—continued.

| FUNDS    |          |          | TOTAL     |          |          |           |           | ARTICLES  |
|----------|----------|----------|-----------|----------|----------|-----------|-----------|---|
| 1933-34  | 1934-35  | 1935-36  | 1931-32   | 1932-33  | 1933-34  | 1934-35   | 1935-36   |   |
| R        | R        | R        | R         | R        | R        | R         | R         |   |
|          |          |          |           |          |          |           |           | <b>The First Schedule—Import Tariff—contd.</b>  |
|          |          |          |           |          |          |           |           | <b>SECTION XIV.</b>   |
|          |          |          |           |          |          |           |           | <b>Real Pearls, Precious Stones, Precious Metals and Wares of those Materials; Coin (Specie).</b>   |
| 4,268    | 159      | 15       | 13,035    | 12,898   | 81,327   | 25,088    | 65,759    | 61(1). Precious Stones, unset and imported cut.   |
| 15,745   | 86,017   | 58,854   | 24,49,578 | 6,76,430 | 17,008   | 9,59,400  | 12,65,380 | 61(2). Silver bullion and silver sheets and plates which have undergone no process of manufacture subsequent to rolling.  |
| 9,599    | 9,429    | 40,893   | 50,027    | 27,170   | 12,714   | 13,227    | 43,584    | 61(4). Silver plate and silver manufactures, all sorts not otherwise specified.   |
| 17,682   | 6,756    | 11,057   | 14,298    | 9,684    | 18,803   | 7,017     | 11,057    | 61(5). Silver thread and wire (including so-called gold thread and wire mainly made of silver) and silver leaf, including also imitation gold and silver thread and wire, lametta and metallic spangles and articles of a like nature, of whatever metal made.  |
| 1,420    | 3,492    | 9        | 1,859     | 2,480    | 1,547    | 3,703     | 42        | 61(6). Gold plate, gold leaf and gold manufactures, all sorts not otherwise specified.  |
| 1,185    | 6        | 20       | —         | —        | 1,450    | 64        | 60        | 61(7). Gold or gold-plated pen nibs.  |
| 10,898   | 6,263    | 6,631    | 26,597    | 13,533   | 12,634   | 6,995     | 6,899     | 61(8). Articles, other than cutlery and surgical instruments, plated with gold or silver.   |
| 1,001    | 905      | 1,450    | —         | 187      | 1,330    | 942       | 2,496     | 61(9). Cutlery plated with gold or silver   |
| 291      | 1,155    | 2,183    | 21,202    | 3,510    | 4,258    | 3,660     | 5,810     | 61(10). Jewellery and Jewels.   |
| —        | ..       | 2        | —         | —        | —        | ..        | 2         | 62(1). Silver coin, not otherwise specified.  |
| 61,774   | 1,14,182 | 1,16,114 | 25,70,591 | 7,45,792 | 1,01,080 | 10,20,096 | 14,01,089 | <b>TOTAL SECTION XIV.</b>   |
|          |          |          |           |          |          |           |           | <b>SECTION XV.</b>  |
|          |          |          |           |          |          |           |           | <b>Base Metals and Articles made therefrom.</b>   |
| 136      | 14       | 241      | 99        | 303      | 136      | 210       | 1,051     | 63. Iron or Steel, old.   |
|          |          |          |           |          |          |           |           | 63(1) to 63(28). Iron and Steel—  |
|          |          |          |           |          |          |           |           | Liable to protective duties—  |
|          |          |          |           |          |          |           |           | Of British manufacture.   |
| 37,089   | 21,330   | 55,473   | 17,618    | 1,18,633 | 83,141   | 23,551    | 56,538    | Not of British manufacture.   |
| 1,37,629 | 70,811   | 37,633   | 2,17,127  | 46,805   | 1,43,245 | 73,541    | 92,580    | Not liable to additional duties.  |
| 15,613   | 3,682    | ..       | 1,12,775  | 13,533   | 17,455   | 5,533     | ..        | Liable to preferential revenue duties.  |
| 66,364   | 46,032   | 54,844   | —         | 37,320   | 74,455   | 58,967    | 68,015    | 63(29). Enamelled ironware, the following, namely:—   |
| 291      | 4,364    | 6,510    | —         | —        | 1,203    | 9,422     | 9,303     | Sign-boards and Domestic hollow-ware, the following, namely, basins, bowls, dishes, plates and thales, including rice-cups, rice-bowls and rice-plates.   |
| 2,967    | 2,454    | 2,388    | 3,310     | 3,885    | 4,673    | 2,768     | 2,616     | 69. Tin, Block.   |
| 55,901   | 43,748   | 30,881   | —         | 21,125   | 1,00,128 | 1,05,418  | 1,46,744  | 64, 64 (1), 65, 66, 66 (1), 67, 67 (1), 68 and 70. Total of metals, other than Iron and Steel.  |
| 2,287    | 4,614    | 1,687    | 60,684    | 53,168   | 5,526    | 5,608     | 2,713     | 70(1). All sorts of metals other than iron and steel and manufactures thereof, not otherwise specified.   |
| 95,627   | 60,369   | 58,507   | 1,23,091  | 1,43,532 | 1,84,993 | 1,40,740  | 1,64,452  | 71. Hardware, ironmongery and tools, all sorts not otherwise specified, including incandescent mantles but excluding machine tools and agricultural implements.   |
| 2,080    | 717      | 109      | —         | 4,392    | 3,329    | 1,334     | 111       | 71(1). The following Hardware, ironmongery and tools, namely, agricultural implements, not otherwise specified, buckets of tinned or galvanized iron, and pruning-knives.   |
| 8,125    | 7,341    | 3,686    | 5,253     | 6,560    | 10,257   | 10,637    | 5,383     | 71 (2). Cutlery, all sorts, not otherwise specified.  |
| —        | 743      | 3,853    | —         | —        | —        | 743       | 4,194     | 71(3). Metal furniture and cabinetware.   |
| 147      | ..       | ..       | 2,527     | 96       | 196      | 123       | 330       | 71(4). Printing type.   |
| 1        | ..       | 93       | 311       | 25       | 1        | ..        | 93        | 71(5). The following printing materials, namely, leads, brass rules, wooden and metal quoins, shooting sticks and galleys and metal furniture.  |
| 9        | ..       | ..       | ..        | ..       | 9        | ..        | ..        | 71(6). Racks for the withering of tea leaf.   |
| 4,24,266 | 2,66,219 | 3,11,405 | 5,42,800  | 4,56,827 | 5,83,747 | 4,36,595  | 5,52,123  | <b>TOTAL SECTION XV.</b>  |
|          |          |          |           |          |          |           |           | <b>SECTION XVI.</b>   |
|          |          |          |           |          |          |           |           | <b>Machinery and Apparatus; Electrical Material.</b>  |
| 31,130   | 20,527   | 23,484   | 6,821     | 36,694   | 33,392   | 32,987    | 42,439    | 72. Machinery, namely, prime-movers, boilers, locomotive engines and tenders for the same, etc., also machines and sets of machines to be worked by electric, steam water, fire, or other power, not being manual or animal labour, apparatus and appliances, not to be operated by manual or animal labour, which are designed for use in an industrial system, control gear, self-acting or otherwise, and transmission gear, etc., and bare hard-drawn electrolytic copper wires, cables, etc. |
| 4,084    | 2,347    | 5,539    | 1,973     | 3,862    | 4,992    | 3,737     | 6,701     | 72(1). Textile machinery and apparatus by whatever power operated, namely, heads, head cords, etc.  |
| 727      | 1,084    | 630      | 715       | 474      | 1,065    | 1,393     | 1,334     | 72(2). Printing and Lithographic Material, etc.   |
| 40,696   | 32,961   | 30,105   | 21,561    | 52,947   | 59,063   | 45,685    | 44,842    | 72(3). Component parts of Machinery.  |
| —        | ..       | 89       | —         | —        | —        | ..        | 102       | 72(4). Passenger Lifts and component parts and accessories thereof.   |
| 167      | 1,577    | 690      | ..        | 1,021    | 9,686    | 3,816     | 6,017     | 72(5). Domestic Refrigerators.  |
| 55,810   | 50,532   | 14,104   | 24,030    | 28,310   | 62,697   | 59,061    | 23,132    | 72(6). Machinery and component parts thereof, meaning machines or parts of machines to be worked by manual or animal labour, not otherwise specified, and any machines (except such as are designed to be used exclusively in industrial processes) which require for their operation less than one-quarter of one brake-horse-power.   |
| —        | 4,359    | 47,532   | —         | —        | —        | 5,822     | 66,968    | 73. Electrical Instruments, apparatus and appliances, not otherwise specified, excluding telegraphic and telephonic.*   |

are included in Item No. 77.



## AMOUNT of DRAWBACKS PAID and DUTIES REFUNDED on the PRINCIPAL and other

| ARTICLES   | DRAWBACKS       |                 |                 |                 |                 | D.              |                 |
|--|-----------------|-----------------|-----------------|-----------------|-----------------|-----------------|-----------------|
|  | 1931-32         | 1932-33         | 1933-34         | 1934-35         | 1935-36         | 1931-32         | 1932-33         |
| <b>The First Schedule—Import Tariff—contd.</b>   |                 |                 |                 |                 |                 |                 |                 |
| <b>SECTION XVI—contd.</b>  |                 |                 |                 |                 |                 |                 |                 |
| <b>Machinery and Apparatus; Electrical Material—contd.</b>   |                 |                 |                 |                 |                 |                 |                 |
| 73(1). The following Electrical Instruments, Apparatus and Appliances, namely:—<br>Electrical Control Gear and Transmission Gear, namely, switches (excluding switch-boards), fuses and current-breaking devices of all sorts and descriptions, designed for use in circuits of less than ten amperes and at a pressure not exceeding 250 volts; and regulators for use with motors designed to consume less than 137 watts; bare or insulated copper wires and cables, any one core of which, not being one specially designed as a pilot core, has a sectional area of less than one-eightieth part of a square inch, and wires and cables of other metals of not more than equivalent conductivity; and line insulators, including also cleats, connectors, leading-in-tubes and the like, of types and sizes such as are ordinarily used in connection with the transmission of power for other than industrial purposes, and the fittings thereof but excluding electrical earthenware and porcelain otherwise specified. | —               | —               | —               | 14,200          | 1,050           | —               | —               |
| 73(2). The following Electrical Instruments, Apparatus and Appliances, namely, telegraphic and telephonic instruments, apparatus and appliances not otherwise specified, flash lights, carbons, condensers, and bell apparatus, and switch-boards designed for use in circuits of less than ten amperes and at a pressure not exceeding 250 volts.   | —               | 2,669           | 21,809          | 2,315           | 1,994           | —               | 30,496          |
| 73(3). Telegraphic Instruments and Apparatus and parts thereof imported by, or under the orders of a Railway Administration.   | ..              | ..              | 593             | ..              | ..              | ..              | ..              |
| 73(4). Wireless Reception Instruments and Apparatus and component parts thereof, including all electric valves, amplifiers and loud speakers which are not specially designed for purposes, other than wireless reception or are not original parts of and imported along with instruments or apparatus so designed.*  | ..              | 1,484           | 3,069           | 3,839           | 5,149           | ..              | 3,518           |
| 73(5). Electrical earthenware and porcelain, the following, namely:—Insulators, Shackle, Sinclair, Cordeaux or Pin-type, not otherwise specified, Two-way cleats, Spacing insulators, Ceiling roses and Joint-box cut-outs.  | —               | —               | ..              | 192             | 24              | —               | —               |
| 73(6). Rubber-Insulated Copper Wires and Cables, no core of which, other than one specially designed as a pilot core has a sectional area of less than one-eightieth part of a square inch, whether made with any additional insulating or covering material or not.   | ..              | ..              | ..              | ..              | ..              | 166             | 1,144           |
| <b>TOTAL SECTION XVI</b>   | <b>6,172</b>    | <b>24,408</b>   | <b>62,400</b>   | <b>65,460</b>   | <b>74,043</b>   | <b>49,108</b>   | <b>1,33,716</b> |
| <b>SECTION XVII.</b>   |                 |                 |                 |                 |                 |                 |                 |
| <b>Transport Material.</b>   |                 |                 |                 |                 |                 |                 |                 |
| 74. Coal tubs, tipping wagons and the like conveyance designed for use on light rail track (a).  | —               | —               | —               | ..              | ..              | —               | —               |
| 74(1). Trams and component parts and accessories thereof   | —               | —               | —               | ..              | ..              | —               | —               |
| 74(2). Railway materials   | 21,581          | 2,489           | 57              | 1,296           | 20              | 23,782          | 5,215           |
| 74(3). Component parts of Railway Materials (b)  | —               | —               | —               | 649             | 92              | —               | —               |
| 75. Conveyances not otherwise specified and component parts and accessories thereof; also motor vans and motor lorries imported complete.  | 27,529          | 15,589          | 1,233           | 84              | 641             | 40,805          | 24,512          |
| 75(1). Motor cars, including taxi cabs and articles (other than rubber tyres and tubes) adapted for use as parts and accessories thereof, provided that such articles as are ordinarily also used for other purposes than as parts and accessories of motor vehicles included in this item or in items Nos. 75(2) and 75(3) shall be dutiable at the rate of duty specified for such articles.   | —               | 19,473          | 1,09,456        | 1,75,587        | 2,27,247        | —               | 9,408           |
| 75(2). Motor cycles and motor scooters and articles (other than rubber tyres and tubes) adapted for use as parts and accessories thereof except such articles as are also adapted for use as parts and accessories of motor cars.  | 1,05,518        | 1,02,576        | 1,274           | 463             | 281             | 1,00,822        | 70,050          |
| 75(3). Motor omnibuses; chassis of motor omnibuses, motor vans and motor lorries; and parts of mechanically propelled vehicles and accessories not otherwise specified, excluding rubber tyres and tubes and such parts and accessories of motor vehicles included in this item as are also adapted for use as parts and accessories of motor cars.  | —               | 488             | 12,251          | 25,718          | 68,381          | —               | 2,886           |
| 75(4). Carriages and carts which are not mechanically propelled, not otherwise specified, and cycles (other than motor cycles) imported entire or in sections and parts and accessories thereof; excluding rubber tyres and tubes.   | —               | 242             | 1,061           | 3,182           | 3,056           | —               | 7,621           |
| 76. Aeroplanes, aeroplane parts, aeroplane engines, aeroplane engine parts and rubber tyres and tubes used exclusively for aeroplanes.   | 910             | 481             | 590             | 483             | 640             | 436             | 174             |
| 76(1). Ships and other vessels for inland and harbour navigation, including steamers, launches, boats and barges imported entire or in sections.   | ..              | 943             | 22              | 992             | ..              | 24,033          | 4,018           |
| 76(3). Furniture tackle and apparel, not otherwise described, for steam, sailing, towing, and other vessels.   | ..              | ..              | 325             | 583             | 136             | ..              | ..              |
| <b>TOTAL SECTION XVII</b>  | <b>1,55,533</b> | <b>1,42,281</b> | <b>1,87,169</b> | <b>2,08,982</b> | <b>3,00,500</b> | <b>1,95,778</b> | <b>1,25,382</b> |

(a) Figures prior to January, 1935 included in Items Nos. 63(1) to 63(23). Iron and steel of British manufacture and not of British manufacture.

(b) Figures prior to 1934-35 included in Item No. 74(2).

ARTICLES IMPORTED and EXPORTED in each Official Year from 1931-32 to 1935-36—continued

| FUNDS    |          |          | TOTAL    |          |          |          |          | ARTICLES   |
|----------|----------|----------|----------|----------|----------|----------|----------|--|
| 1933-34  | 1934-35  | 1935-36  | 1931-32  | 1932-33  | 1933-34  | 1934-35  | 1935-36  |  |
| B        | B        | B        | B        | B        | B        | B        | B        |  |
| —        | 37,886   | 5,072    | —        | —        | —        | 52,085   | 7,331    | The First Schedule—Import Tariff—contd.<br>SECTION XVI—contd.<br>Machinery and Apparatus; Electrical Material—contd.   |
| 54,632   | 4,736    | 3,644    | —        | 33,165   | 76,441   | 7,051    | 5,938    | 73(1). The following Electrical Instruments, Apparatus and Appliances, namely:—<br>Electrical Control Gear and Transmission Gear, namely, switches (excluding switch-boards), fuses and current-breaking devices of all sorts and descriptions, designed for use in circuits of less than ten amperes and at a pressure not exceeding 250 volts; and regulators for use with motors designed to consume less than 187 watts; bare or insulated copper wires and cables, any one core of which, not being one specially designed as a pilot core, has a sectional area of less than one-eightieth part of a square inch, and wires and cables of other metals of not more than equivalent conductivity; and line insulators, including also cleats, connectors, leading-in-tubes and the like, of types and sizes such as are ordinarily used in connection with the transmission of power for other than industrial purposes, and the fittings thereof but excluding electrical earthenware and porcelain otherwise specified. |
| 4        | 553      | 1,840    | ..       | ..       | 597      | 553      | 1,340    | 73(2). The following Electrical Instruments, Apparatus and Appliances, namely, telegraphic and telephonic instruments, apparatus and appliances not otherwise specified, flash lights, carbons, condensers, and bell apparatus, and switch-boards designed for use in circuits of less than ten amperes and at a pressure not exceeding 250 volts.   |
| 4,194    | 4,496    | 7,873    | ..       | 5,002    | 7,263    | 3,335    | 13,022   | 73(3). Telegraphic Instruments and Apparatus and parts thereof imported by, or under the orders of a Railway Administration.   |
| ..       | 145      | 498      | —        | —        | ..       | 337      | 522      | 73(4). Wireless Reception Instruments and Apparatus and component parts thereof, including all electric valves, amplifiers and loud speakers which are not specially designed for purposes other than wireless reception or are not original parts of and imported along with instruments or apparatus so designed. *  |
| 575      | 437      | 202      | 166      | 1,144    | 575      | 437      | 202      | 73(5). Electrical earthenware and porcelain, the following, namely:—Insulators, Shackles, Sinclair, Cordeaux or Pin-type, not otherwise specified, Two-way cleats, Spacing insulators, Ceiling roses and Joint-box cut-outs.   |
| 1,08,221 | 1,61,630 | 1,46,011 | 55,280   | 1,63,110 | 2,60,621 | 2,27,099 | 2,20,954 | 73(6). Rubber-Insulated Copper Wires and Cables, no core of which, other than one specially designed as a pilot core has a sectional area of less than one-eightieth part of a square inch, whether made with any additional insulating or covering material or not.   |
|          |          |          |          |          |          |          |          | TOTAL SECTION XVI.   |
|          |          |          |          |          |          |          |          | SECTION XVII.<br>Transport Material.   |
| —        | 132      | 632      | —        | —        | —        | 132      | 632      | 74. Coal tubs, tipping wagons and the like conveyance designed for use on light rail track (a).  |
| —        | 513      | 138      | —        | —        | —        | 513      | 138      | 74(1). Tramcars and component parts and accessories thereof.   |
| 4,582    | 3,595    | 2,326    | 50,363   | 7,704    | 4,639    | 4,891    | 2,352    | 74(2). Railway materials.  |
| —        | 9,353    | 5,137    | —        | —        | —        | 10,002   | 5,220    | 74(3). Component parts of Railway Materials (b).   |
| 2,924    | 3,548    | 3,030    | 68,334   | 40,101   | 4,157    | 3,632    | 4,571    | 75. Conveyances not otherwise specified and component parts and accessories thereof; also motor vans and motor lorries imported complete.  |
| 1,47,631 | 1,64,125 | 1,75,766 | —        | 23,370   | 3,17,087 | 3,20,712 | 4,03,013 | 75(1). Motor cars including taxi cabs and articles (other than rubber tyres and tubes) adapted for use as parts and accessories thereof, provided that such articles as are ordinarily also used for other purposes than as parts and accessories of motor vehicles included in this item or in items Nos. 75(2) and 75(3) shall be dutiable at the rate of duty specified for such articles.  |
| 733      | 893      | 2,440    | 2,06,335 | 1,73,226 | 2,012    | 1,361    | 2,721    | 75(2). Motor cycles and motor scooters and articles (other than rubber tyres and tubes) adapted for use as parts and accessories thereof except such articles as are also adapted for use as parts and accessories of motor cars.  |
| 15,905   | 30,153   | 72,153   | —        | 3,373    | 23,166   | 55,871   | 1,40,530 | 75(3). Motor omnibuses; chassis of motor omnibuses, motor vans and motor lorries; and parts of mechanically propelled vehicles and accessories not otherwise specified, excluding rubber tyres and tubes and such parts and accessories of motor vehicles included in this item as are also adapted for use as parts and accessories of motor cars.  |
| 22,374   | 9,023    | 7,515    | —        | 7,864    | 24,335   | 12,205   | 10,571   | 75(4). Carriages and carts which are not mechanically propelled, not otherwise specified, and cycles (other than motor cycles) imported entire or in sections and parts and accessories thereof; excluding rubber tyres and tubes.   |
| 66       | 2,560    | 4,840    | 1,340    | 655      | 656      | 2,998    | 5,480    | 76. Aeroplanes, aeroplane parts, aeroplane engines, aeroplane engine parts and rubber tyres and tubes used exclusively for aeroplanes.   |
| 416      | 23       | ..       | 24,033   | 5,361    | 433      | 1,005    | ..       | 76(1). Ships and other vessels for inland and harbour navigation, including steamers, launches, boats and barges imported entire or in sections.   |
| ..       | ..       | ..       | ..       | ..       | 325      | 533      | 136      | 76(3). Furniture tackle and apparel, not otherwise described, for steam, sailing, rowing and other vessels.  |
| 1,95,136 | 2,13,923 | 2,74,833 | 3,51,311 | 2,67,663 | 3,32,305 | 4,22,905 | 5,75,333 | TOTAL SECTION XVII.  |

\* Figures for previous years are included in Item No. 77.

AMOUNT of DRAWBACKS PAID and DUTIES REFUNDED on the PRINCIPAL and other

| ARTICLES  | DRAWBACKS     |               |               |               |               | Rs              |               |
|---|---------------|---------------|---------------|---------------|---------------|-----------------|---------------|
|   | 1931-32       | 1932-33       | 1933-34       | 1934-35       | 1935-36       | 1931-32         | 1932-33       |
|   | Rs            | Rs            | Rs            | Rs            | Rs            | Rs              | Rs            |
| <b>The First Schedule—Import Tariff—contd.</b>  |               |               |               |               |               |                 |               |
| <b>SECTION XVIII.</b>   |               |               |               |               |               |                 |               |
| Scientific and Precision Instruments and Apparatus; Watchmakers' and Clockmakers' Wares; Musical Instruments.   |               |               |               |               |               |                 |               |
| 77. Instruments, apparatus and appliances <i>other than</i> electrical, all sorts, not otherwise specified, <i>including</i> photographic, scientific, philosophical and surgical.  | 29,714        | 35,864        | 11,518        | 19,546        | 17,875        | 34,700          | 51,339        |
| 77(2). Optical Instruments, apparatus and appliances . . . . .  | —             | 68            | 518           | 2,238         | 1,198         | —               | 15            |
| 78. Clocks and watches and parts thereof . . . . .  | 14,740        | 4,384         | 7,162         | 4,928         | 6,185         | 3,447           | 4,352         |
| 79. Musical Instruments and parts thereof, all sorts, not otherwise specified .   | 28,267        | 10,253        | 2,374         | 9,693         | 5,461         | 18,154          | 12,688        |
| 79(1). The following Musical Instruments, namely, complete organs and harmoniums and records for talking machines.  | —             | 368           | 39            | 2,005         | 1,024         | —               | ..            |
| <b>TOTAL SECTION XVIII .</b>  | <b>72,721</b> | <b>50,952</b> | <b>21,606</b> | <b>36,446</b> | <b>31,693</b> | <b>1,01,391</b> | <b>68,389</b> |
| <b>SECTION XIX.</b>   |               |               |               |               |               |                 |               |
| <b>Arms and Ammunition.</b>   |               |               |               |               |               |                 |               |
| 80. Save where otherwise specified all articles which are arms or parts of arms within the meaning of the Indian Arms Act, 1878 ( <i>excluding</i> springs used for air guns), all tools used for cleaning or putting together the same, all machines for making, loading, closing or capping cartridges for arms <i>other than</i> rifled arms and all other sorts of ammunition and military stores, and any articles which the Governor General in Council may, by notification in the Gazette of India, declare to be ammunition or military stores for the purposes of this Act.   | 290           | 376           | 167           | 468           | 134           | 12,900          | 2,268         |
| 80(1). Subject to the exemptions specified in Item No. 80 (3)—Firearms <i>including</i> gas and air guns, gas and air rifles and gas and air pistols, not otherwise specified, but <i>excluding</i> parts and accessories thereof.  | —             | 6,068         | 26,354        | 28,444        | 18,952        | —               | 2,308         |
| 80(2). Subject to the exemptions specified in Item No. 80 (3)—Barrels, whether single or double, for firearms, <i>including</i> gas and air guns, gas and air rifles, and gas and air pistols, not otherwise specified, main springs and magazine springs for firearms, <i>including</i> gas guns, gas rifles and gas pistols, gun stocks and breech blocks, revolver cylinders, for each cartridge they will carry, actions ( <i>including</i> skeleton and waster), breech bolts and their heads, cocking pieces, and locks for muzzle loading arms, machines for making, loading, or closing cartridges for rifled arms and machines for capping cartridges for rifled arms. | 18,801        | 12,820        | 286           | ..            | ..            | 12,875          | 12,712        |
| 80(4). Ornamental Arms of an obsolete pattern possessing only an antiquarian value; masonic and theatrical and fancy dress swords provided they are virtually useless for offensive or defensive purposes; and <i>dahs</i> intended exclusively for domestic, agricultural and industrial purposes.   | ..            | ..            | 12            | ..            | ..            | ..              | 46            |
| 81. Cartridge cases, filled and empty . . . . .   | —             | ..            | 770           | 459           | 136           | —               | 1,850         |
| <b>TOTAL SECTION XIX .</b>  | <b>19,091</b> | <b>19,264</b> | <b>27,589</b> | <b>29,871</b> | <b>19,222</b> | <b>26,775</b>   | <b>24,634</b> |

## ARTICLES IMPORTED and EXPORTED, in each Official Year from 1931-32 to 1935-36—continued.

| FUNDS   |         |         | TOTAL    |          |         |          |         | ARTICLES  |
|---------|---------|---------|----------|----------|---------|----------|---------|---|
| 1933-34 | 1934-35 | 1935-36 | 1931-32  | 1932-33  | 1933-34 | 1934-35  | 1935-36 |   |
| R       | R       | R       | R        | R        | R       | R        | R       |   |
|         |         |         |          |          |         |          |         | The First Schedule—Import Tariff—contd.   |
|         |         |         |          |          |         |          |         | SECTION XVIII.  |
|         |         |         |          |          |         |          |         | Scientific and Precision Instruments and Apparatus; Watch makers' and Clockmakers' Wares; Musical Instruments.  |
| 48,830  | 32,248  | 36,208  | 1,14,504 | 87,208   | 60,352  | 51,789   | 54,143  | 77. Instruments, apparatus and appliances other than electrical, all sorts, not otherwise specified, including photographic, scientific, philosophical and surgical.  |
| 1,185   | 1,292   | 1,890   | —        | 108      | 1,703   | 3,575    | 2,588   | 77(2). Optical Instruments, apparatus and appliances  |
| 1,807   | 4,234   | 5,874   | 18,187   | 3,736    | 3,969   | 9,162    | 12,009  | 78. Clocks and watches and parts thereof.   |
| 13,708  | 26,274  | 5,664   | 41,421   | 22,936   | 16,077  | 35,957   | 11,125  | 79. Musical Instruments and parts thereof, all sorts, not otherwise specified.  |
| 3,859   | 1,674   | 992     | —        | 368      | 3,898   | 3,679    | 2,016   | 79(1). The following Musical Instruments, namely, complete organs and harmoniums and records for talking machines.  |
| 60,398  | 65,717  | 50,188  | 1,74,112 | 1,10,841 | 90,999  | 1,04,162 | 81,881  | TOTAL SECTION XVIII.  |
|         |         |         |          |          |         |          |         | SECTION XIX.  |
|         |         |         |          |          |         |          |         | Arms and Ammunition.  |
| 684     | 218     | 816     | 14,160   | 2,644    | 821     | 686      | 950     | 80. Save where otherwise specified, all articles which are arms or parts of arms within the meaning of the Indian Arms Act, 1878 (excluding springs used for air guns), all tools used for cleaning or putting together the same, all machines for making, loading, closing or capping cartridges for arms other than rifled arms and all other sorts of ammunition and military stores, and any articles which the Governor General in Council may, by notification in the Gazette of India, declare to be ammunition or military stores for the purposes of this Act.   |
| 3,400   | 3,125   | 9,629   | —        | 3,376    | 34,734  | 31,569   | 28,581  | 80(1). Subject to the exemptions specified in Item No. 80 (3)—Firearms including gas and air guns, gas and air rifles and gas and air pistols, not otherwise specified, but excluding parts and accessories thereof.  |
| ..      | ..      | ..      | 31,676   | 31,532   | 286     | ..       | ..      | 80(2). Subject to the exemptions specified in Item No. 80 (3)—Barrels, whether single or double, for firearms, including gas and air guns, gas and air rifles, and gas and air pistols, not otherwise specified, main springs and magazine springs for firearms, including gas guns, gas rifles and gas pistols, gun stocks and breech blocks, revolver cylinders, for each cartridge, they will carry, actions (including skeleton and waster), breech bolts and their heads, cocking pieces and locks for muzzle loading arms, machines for making, loading, or closing cartridges for rifled arms and machines for capping cartridges for rifled arms. |
| ..      | ..      | ..      | ..       | 46       | 12      | ..       | ..      | 80(4). Ornamental Arms of an obsolete pattern possessing only an antiquarian value; masonic and theatrical and fancy dress swords, provided they are virtually useless for offensive or defensive purposes; and <i>dais</i> intended exclusively for domestic, agricultural and industrial purposes.  |
| 6,028   | 3,509   | 3,551   | —        | 1,350    | 6,793   | 3,068    | 3,687   | 81. Cartridge cases, filled and empty.  |
| 15,057  | 6,852   | 18,996  | 45,866   | 43,948   | 42,646  | 36,223   | 33,218  | TOTAL SECTION XIX.  |

## AMOUNT of DRAWBACKS PAID and DUTIES REFUNDED on the PRINCIPAL and other

| ARTICLES   | DRAWBACKS        |                  |                  |                  |                  | Lx               |                  |
|--|------------------|------------------|------------------|------------------|------------------|------------------|------------------|
|  | 1931-32          | 1932-33          | 1933-34          | 1934-35          | 1935-36          | 1931-32          | 1932-33          |
|  | R                | R                | R                | R                | R                | R                | R                |
| <b>The First Schedule—Import Tariff—concl.</b>   |                  |                  |                  |                  |                  |                  |                  |
| <b>SECTION XX.</b>   |                  |                  |                  |                  |                  |                  |                  |
| Miscellaneous Goods and Products not elsewhere included.   |                  |                  |                  |                  |                  |                  |                  |
| 82. Coral, prepared . . . . .  | ..               | ..               | ..               | 50               | ..               | ..               | 100              |
| 82(1). Ivory, manufactured, not otherwise specified . . . . .  | 132              | 29               | 120              | ..               | 190              | ..               | 79               |
| 82 (2). Bangles and beads, not otherwise specified . . . . .   | —                | —                | —                | 92               | 2,725            | —                | —                |
| 83. Brushes, all sorts . . . . .   | 553              | 216              | 155              | 489              | 440              | 489              | 1,325            |
| 84. Toys, games, playing cards and requisites for games and sports, bird shot, toy cannons, air guns and air pistols for the time being excluded in any part of British India from the operation of all the prohibitions and directions contained in the Indian Arms Act, 1878, and bows and arrows. | 7,628            | 4,407            | 8,438            | 10,788           | 7,217            | 9,018            | 10,970           |
| 85. Buttons, Metal . . . . .   | —                | 183              | 411              | 852              | 650              | —                | 23               |
| 85(1). Smokers' requisites excluding tobacco and matches . . . . .   | 3,788            | 793              | 1,095            | 968              | 1,717            | 2,147            | 741              |
| <b>TOTAL SECTION XX</b> . . . . .  | <b>12,096</b>    | <b>5,628</b>     | <b>10,219</b>    | <b>18,234</b>    | <b>12,039</b>    | <b>12,554</b>    | <b>13,252</b>    |
| <b>SECTION XXI.</b>  |                  |                  |                  |                  |                  |                  |                  |
| Works of Art and Articles for Collection.  |                  |                  |                  |                  |                  |                  |                  |
| 86. Prints, Engravings and Pictures (including photographs and picture postcards) not otherwise specified.   | —                | —                | —                | ..               | 936              | —                | —                |
| 86(1). Art, works of, not otherwise specified . . . . .  | 839              | 213              | 152              | ..               | 79               | 8,373            | 15,986           |
| <b>TOTAL SECTION XXI</b> . . . . .   | <b>839</b>       | <b>213</b>       | <b>152</b>       | <b>..</b>        | <b>1,015</b>     | <b>8,373</b>     | <b>15,986</b>    |
| Articles not Otherwise Specified.  |                  |                  |                  |                  |                  |                  |                  |
| 87. All other articles not otherwise specified, including articles imported by post.   | 30,495           | 34,257           | 38,221           | 29,677           | 24,260           | 2,05,581         | 3,07,362         |
| Government Stores (including imports by State Railways) . . . . .  | ..               | ..               | ..               | ..               | ..               | ..               | ..               |
| Iron and Steel—  |                  |                  |                  |                  |                  |                  |                  |
| Liable to protective duties—   |                  |                  |                  |                  |                  |                  |                  |
| Of British manufacture . . . . .   | ..               | ..               | ..               | ..               | ..               | 1,026            | 9                |
| Not of British manufacture . . . . .   | ..               | ..               | ..               | ..               | ..               | 1,765            | 221              |
| Not liable to additional duties . . . . .  | ..               | ..               | ..               | ..               | ..               | ..               | ..               |
| Liable to preferential revenue duties . . . . .  | —                | —                | —                | ..               | ..               | —                | —                |
| Paper and Stationery . . . . .   | ..               | ..               | ..               | ..               | ..               | ..               | 254              |
| RAILWAY PLANT AND ROLLING STOCK (non-protective) . . . . .   | 3,271            | ..               | ..               | ..               | ..               | 29               | ..               |
| OTHERS . . . . .   | 628              | 382              | 5,684            | 14,521           | 840              | 45,009           | 29,148           |
| <b>TOTAL GOVERNMENT STORES</b> . . . . .   | <b>3,899</b>     | <b>382</b>       | <b>5,684</b>     | <b>14,521</b>    | <b>840</b>       | <b>47,829</b>    | <b>29,632</b>    |
| <b>GRAND TOTAL</b> . . . . .   | <b>28,10,676</b> | <b>17,35,891</b> | <b>15,23,955</b> | <b>22,23,638</b> | <b>26,01,111</b> | <b>57,23,427</b> | <b>69,83,615</b> |
| <b>SCHEDULE II.</b>  |                  |                  |                  |                  |                  |                  |                  |
| Export Tariff.   |                  |                  |                  |                  |                  |                  |                  |
| Hides and Skins, raw . . . . .   | ..               | ..               | ..               | ..               | ..               | 21,048           | 4,657            |
| Jute—  |                  |                  |                  |                  |                  |                  |                  |
| Raw (including cuttings) . . . . .   | ..               | ..               | ..               | ..               | ..               | 99,171           | 39,535           |
| Manufactures—  |                  |                  |                  |                  |                  |                  |                  |
| Sacking . . . . .  | ..               | ..               | ..               | ..               | ..               | 7,030            | 13,483           |
| Hessians and all other descriptions . . . . .  | ..               | ..               | ..               | ..               | ..               | 7,513            | 11,587           |
| Rice—  |                  |                  |                  |                  |                  |                  |                  |
| Rice in the husk . . . . .   | ..               | ..               | ..               | ..               | ..               | 3,824            | 5,175            |
| " not in the husk . . . . .  | ..               | ..               | ..               | ..               | ..               | 2,48,435         | 1,78,530         |
| Rice-flour . . . . .   | ..               | ..               | ..               | ..               | ..               | ..               | 2                |
| <b>TOTAL OF SCHEDULE II—(EXPORT TARIFF)</b> . . . . .  | <b>..</b>        | <b>..</b>        | <b>..</b>        | <b>..</b>        | <b>..</b>        | <b>3,87,027</b>  | <b>2,52,069</b>  |
| <b>TOTAL OF SCHEDULE I—(IMPORT TARIFF) AND SCHEDULE II—(EXPORT TARIFF).</b>  | <b>28,10,676</b> | <b>17,35,891</b> | <b>15,23,955</b> | <b>22,23,638</b> | <b>26,01,111</b> | <b>61,10,454</b> | <b>72,80,614</b> |

## ARTICLES IMPORTED and EXPORTED, in each Official Year from 1931-32 to 1935-36—concluded

| FUNDS     |           |           | TOTAL     |           |             |             |             | ARTICLES   |
|-----------|-----------|-----------|-----------|-----------|-------------|-------------|-------------|--|
| 1933-34   | 1934-35   | 1935-36   | 1931-32   | 1932-33   | 1933-34     | 1934-35     | 1935-36     |  |
| R         | R         | R         | R         | R         | R           | R           | R           |  |
| ..        | ..        | ..        | ..        | 109       | ..          | 50          | ..          | The First Schedule—Import Tariff— <i>concl.</i>  |
| 7,714     | ..        | 785       | 132       | 108       | 7,834       | ..          | 925         | SECTION XX.  |
| —         | 83        | 1,110     | —         | —         | —           | 155         | 3,835       | Miscellaneous Goods and Products not elsewhere included.   |
| 1,382     | 1,458     | 1,578     | 1,042     | 1,541     | 1,537       | 1,047       | 2,018       | 82. Coral, prepared.   |
| 11,921    | 11,007    | 14,802    | 17,540    | 15,377    | 20,350      | 22,785      | 22,109      | 82(1). Ivory, manufactured, not otherwise specified.   |
| 306       | 483       | 378       | —         | 211       | 807         | 1,385       | 1,028       | 82(2). Bangles and beads, not otherwise specified.   |
| 831       | 1,508     | 1,412     | 5,930     | 1,534     | 1,026       | 2,471       | 3,120       | 83. Brushes, all sorts.  |
| 22,244    | 15,509    | 20,105    | 24,650    | 13,880    | 32,463      | 23,743      | 33,044      | 84. Toys, games, playing cards and requisites for games and sports, bird shot, toy cannons, air guns and air pistols for the time being excluded in any part of British India from the operation of all the prohibitions and directions contained in the Indian Arms Act, 1878, and bows and arrows. |
| —         | 302       | 407       | —         | —         | —           | 302         | 1,343       | 85. Buttons, Metal.  |
| 1,482     | 694       | 1,360     | 8,712     | 16,109    | 1,634       | 694         | 1,439       | 85(1). Smokers' requisites excluding tobacco and matches.  |
| 1,482     | 906       | 1,767     | 8,712     | 10,199    | 1,634       | 906         | 2,782       | TOTAL SECTION XX.  |
| 2,70,446  | 8,75,018  | 3,08,870  | 2,36,070  | 3,41,609  | 3,14,067    | 9,04,695    | 4,23,136    | SECTION XXI.   |
| ..        | ..        | ..        | ..        | ..        | ..          | ..          | ..          | Works of Art and Articles for Collection.  |
| 19        | 324       | 47        | 1,026     | 9         | 19          | 324         | 47          | 86. Prints, Engravings and Pictures (including photographs and picture post cards) not otherwise specified.  |
| 145       | 2,200     | 3,260     | 1,765     | 221       | 145         | 2,200       | 3,260       | 86(1). Art, works of, not otherwise specified.   |
| ..        | ..        | ..        | ..        | ..        | ..          | ..          | ..          | TOTAL SECTION XXI.   |
| ..        | 27        | 355       | —         | —         | —           | 27          | 355         | Articles not Otherwise Specified.  |
| 462       | 2,096     | ..        | ..        | 254       | 462         | 2,096       | ..          | 87. All other articles not otherwise specified, including articles imported by post.   |
| 25        | 242       | ..        | 3,300     | ..        | 25          | 242         | ..          | Government Stores (including imports by State Railway.)  |
| 49,436    | 54,887    | 55,487    | 45,637    | 29,530    | 55,120      | 69,408      | 56,327      | Iron and Steel—  |
| 50,087    | 59,776    | 59,149    | 51,728    | 30,014    | 55,771      | 74,297      | 59,989      | Liab. to protective duties—  |
| 84,27,624 | 87,14,531 | 95,03,109 | 85,34,103 | 87,19,536 | 90,51,579   | 1,09,38,169 | 1,22,24,310 | Of British manufacture.  |
| 8,722     | 8,429     | 92,710    | 21,043    | 4,657     | 8,722       | 8,429       | 92,710      | Not of British manufacture.  |
| 1,17,368  | 41,830    | 30,600    | 99,171    | 39,585    | 1,17,368    | 41,830      | 30,600      | Not liable to additional duties.   |
| 8,700     | 16,000    | 7,784     | 7,036     | 13,483    | 8,700       | 16,000      | 7,784       | Liab. to preferential revenue duties.  |
| 10,418    | 18,054    | 21,935    | 7,513     | 11,587    | 10,418      | 18,054      | 21,935      | Paper and Stationery.  |
| 854       | 2,450     | 2,921     | 3,824     | 5,175     | 854         | 2,450       | 2,921       | RAILWAY PLANT AND ROLLING STOCK (non-protective)   |
| 2,02,105  | 1,57,027  | 1,88,010  | 2,48,485  | 1,73,530  | 2,02,105    | 1,57,027    | 1,88,010    | OTHERS.  |
| ..        | ..        | ..        | ..        | 2         | ..          | ..          | ..          | TOTAL GOVERNMENT STORES.   |
| 3,57,266  | 2,44,714  | 3,43,960  | 3,87,027  | 2,52,969  | 3,57,266    | 2,44,714    | 3,43,960    | GRAND TOTAL.   |
| 87,64,890 | 89,59,245 | 99,07,168 | 89,21,130 | 89,72,505 | 1,03,08,345 | 1,11,82,883 | 1,25,08,279 | SCHEDULE II.   |
| 8,722     | 8,429     | 92,710    | 21,043    | 4,657     | 8,722       | 8,429       | 92,710      | Export Tariff.   |
| 1,17,368  | 41,830    | 30,600    | 99,171    | 39,585    | 1,17,368    | 41,830      | 30,600      | Hides and Skins, raw.  |
| 8,700     | 16,000    | 7,784     | 7,036     | 13,483    | 8,700       | 16,000      | 7,784       | Jute—  |
| 10,418    | 18,054    | 21,935    | 7,513     | 11,587    | 10,418      | 18,054      | 21,935      | Raw (including cuttings).  |
| 854       | 2,450     | 2,921     | 3,824     | 5,175     | 854         | 2,450       | 2,921       | Manufactures—  |
| 2,02,105  | 1,57,027  | 1,88,010  | 2,48,485  | 1,73,530  | 2,02,105    | 1,57,027    | 1,88,010    | Sacking.   |
| ..        | ..        | ..        | ..        | 2         | ..          | ..          | ..          | Hemians and all other descriptions.  |
| 3,57,266  | 2,44,714  | 3,43,960  | 3,87,027  | 2,52,969  | 3,57,266    | 2,44,714    | 3,43,960    | Rice—  |
| 87,64,890 | 89,59,245 | 99,07,168 | 89,21,130 | 89,72,505 | 1,03,08,345 | 1,11,82,883 | 1,25,08,279 | Rice in the husk.  |
| ..        | ..        | ..        | ..        | 2         | ..          | ..          | ..          | .. not in the husk.  |
| ..        | ..        | ..        | ..        | ..        | ..          | ..          | ..          | Rice-flour   |
| ..        | ..        | ..        | ..        | ..        | ..          | ..          | ..          | TOTAL OF SCHEDULE II—(EXPORT TARIFF).  |
| ..        | ..        | ..        | ..        | ..        | ..          | ..          | ..          | TOTAL OF SCHEDULE I—(IMPORT TARIFF) AND SCHEDULE II—(EXPORT TARIFF).   |

QUANTITY and VALUE of DUTIABLE ARTICLES of IMPORTED MERCHANDISE ALLOWED FREE of DUTY from BOND or from CUSTOM HOUSES for the use of PRIVATE INDIVIDUALS, INSTITUTIONS, etc., in each Official Year from 1931-32 to 1935-36

| ARTICLES   | QUANTITY |         |         |         |         | VALUE   |         |          |          |          |
|--|----------|---------|---------|---------|---------|---------|---------|----------|----------|----------|
|  | 1931-32  | 1932-33 | 1933-34 | 1934-35 | 1935-36 | 1931-32 | 1932-33 | 1933-34  | 1934-35  | 1935-36  |
|  |          |         |         |         |         | ₹       | ₹       | ₹        | ₹        | ₹        |
| Apparel (excluding hosiery and boots and shoes)—<br>Apparel (including drapery, uniforms, accoutrements) value | —        | —       | —       | —       | —       | 10,352  | 9,345   | 1,37,531 | 11,587   | 10,837   |
| Gold and Silver thread . . .   | —        | —       | —       | —       | —       | ..      | ..      | ..       | ..       | ..       |
| Hats, caps, bonnets, and hatter's ware . . .   | —        | —       | —       | —       | —       | ..      | 55      | ..       | 5        | ..       |
| Second hand clothing . . .   | —        | —       | —       | —       | —       | ..      | ..      | ..       | ..       | ..       |
| Total . . .  | —        | —       | —       | —       | —       | 10,352  | 9,400   | 1,37,531 | 11,542   | 10,837   |
| Arms, ammunition, and military stores—   |          |         |         |         |         |         |         |          |          |          |
| Cartridge cases, filled . . . no.  | 1,894    | 28,100  | 65,827  | 38,429  | 39,700  | 186     | 4,782   | 9,078    | 6,134    | 5,069    |
| Firearms and parts thereof . . . value   | —        | —       | —       | —       | —       | 36,415  | 63,728  | 1,05,679 | 1,47,365 | 1,43,901 |
| Other sorts . . .  | —        | —       | —       | —       | —       | 2,277   | 1,148   | 2,811    | 3,814    | 4,028    |
| Total . . .  | —        | —       | —       | —       | —       | 38,878  | 69,658  | 1,17,568 | 1,57,911 | 1,52,098 |
| Art, works of . . .  | —        | —       | —       | —       | —       | 2,573   | 49,792  | 28,110   | 5,014    | 22,697   |
| Books, printed and printed matter . . . cwt.   | 5        | 4       | 2       | ..      | 3       | 1,449   | 400     | 494      | 1        | 605      |
| Boots and shoes—<br>of leather . . . pairs   | 352      | 104     | 60      | 10      | 10      | 1,280   | 723     | 3,396    | 861      | 270      |
| of other materials . . .   | ..       | ..      | ..      | ..      | ..      | ..      | ..      | ..       | ..       | ..       |
| Total . . .  | 352      | 104     | 60      | 10      | 10      | 1,280   | 723     | 3,396    | 861      | 270      |
| Brushes and brooms . . . doz.  | ..       | ..      | 1       | 10      | 19      | ..      | 58      | 158      | 195      | 255      |
| Building and engineering materials—  |          |         |         |         |         |         |         |          |          |          |
| Tiles . . . no.  | ..       | 39,631  | 83,835  | 600     | 11,835  | ..      | 10,257  | 21,855   | 1,565    | 17,244   |
| Other kinds . . . value  | —        | —       | —       | —       | —       | ..      | ..      | ..       | 428      | 33,127   |
| Total . . .  | —        | —       | —       | —       | —       | ..      | 10,257  | 21,855   | 1,993    | 50,371   |
| Buttons of all sorts . . . #   | —        | —       | —       | —       | —       | 2       | 7       | ..       | ..       | 1        |
| Chemicals—   |          |         |         |         |         |         |         |          |          |          |
| Carbide of calcium . . . cwt.  | ..       | ..      | ..      | ..      | ..      | ..      | ..      | ..       | ..       | ..       |
| Other sorts . . . value  | —        | —       | —       | —       | —       | 8,085   | 12,268  | 4,109    | 6,608    | 9,445    |
| Total . . .  | —        | —       | —       | —       | —       | 8,085   | 12,268  | 4,109    | 6,608    | 9,445    |
| Chinese and Japanese-ware . . .  | —        | —       | —       | —       | —       | ..      | ..      | ..       | ..       | ..       |
| Clocks and watches and parts thereof—  |          |         |         |         |         |         |         |          |          |          |
| Clocks and time-pieces . . . no.   | 24       | 7       | ..      | 7       | 3       | 2,209   | 475     | ..       | 3,801    | 1,022    |
| Watches . . .  | 48       | 3       | 4       | ..      | 2       | 11,137  | 94      | 816      | ..       | 55       |
| Parts of clocks and watches value  | —        | —       | —       | —       | —       | ..      | ..      | ..       | ..       | ..       |
| TOTAL VALUE OF CLOCKS AND WATCHES AND PARTS THEREOF . . .  | —        | —       | —       | —       | —       | 13,346  | 569     | 816      | 3,801    | 1,077    |

## No. 18—continued

QUANTITY and VALUE of DUTIABLE ARTICLES of IMPORTED MERCHANDISE ALLOWED FREE of DUTY from BOND or from CUSTOM HOUSES for the use of PRIVATE INDIVIDUALS, INSTITUTIONS, etc., in each Official Year from 1931-32 to 1935-36—continued

| ARTICLES  | QUANTITY |         |             |          |             | VALUE   |          |          |          |          |
|---|----------|---------|-------------|----------|-------------|---------|----------|----------|----------|----------|
|   | 1931-32  | 1932-33 | 1933-34     | 1934-35  | 1935-36     | 1931-32 | 1932-33  | 1933-34  | 1934-35  | 1935-36  |
|   |          |         |             |          |             | R       | R        | R        | R        | R        |
| Cutlery . . . . . value   | —        | —       | —           | —        | —           | 64      | 65       | 717      | 855      | 2,201    |
| Drugs and medicines<br>(excluding chemicals<br>and narcotics)—<br>All sorts . . . . . " | —        | —       | —           | —        | —           | 785     | 1,168    | 351      | 260      | 232      |
| Earthenware and porcelain<br>(including china clay) "                                   | —        | —       | —           | —        | —           | 1,860   | 18,503   | 13,246   | 25,380   | 12,140   |
| Electroplated ware "  | —        | —       | —           | —        | —           | 400     | 5,228    | 11,183   | 7,880    | 7,144    |
| Fruits and vegetables . Tons  | ..       | 3,042   | 4,704       | 2,836    | 3,622       | ..      | 3,15,333 | 4,03,697 | 3,10,905 | 4,54,811 |
| Furniture and cabinet-<br>ware—   |          |         |             |          |             |         |          |          |          |          |
| Bedsteads . . . . . value   | —        | —       | —           | —        | —           | 1,024   | ..       | 25       | 60       | 36       |
| Furniture of wood<br>(other than bed-<br>steads) . . . . . "                            | —        | —       | —           | —        | —           | 708     | 1,03,005 | 3,545    | 1,74,757 | 85,398   |
| Furniture of other<br>materials (other<br>than bedsteads) . . . . . "                   | —        | —       | —           | —        | —           | 26,452  | 21,255   | 2,67,887 | 1,39,807 | 4,74,620 |
| Other sorts . . . . . "   | —        | —       | —           | —        | —           | ..      | ..       | ..       | ..       | ..       |
| Total . . . . . "   | —        | —       | —           | —        | —           | 28,184  | 1,24,260 | 2,71,467 | 3,14,624 | 5,60,048 |
| Glass and glassware—  |          |         |             |          |             |         |          |          |          |          |
| Bottles and phials—   |          |         |             |          |             |         |          |          |          |          |
| Sodawater bottles . gross   | ..       | 109     | 1           | 65       | ..          | ..      | 1,840    | 72       | 1,204    | ..       |
| Lanterns, globes and glass<br>parts of lamps . . . . . value                            | —        | —       | —           | —        | —           | 137     | ..       | 32       | 386      | 1,383    |
| Sheet and plate . {sq. feet<br>. . . . . } cwt.   | ..       | ..      | 2,040<br>61 | 200<br>2 | 1,596<br>40 | ..      | ..       | 8,810    | 275      | 5,676    |
| Tableware including<br>decanters, tumblers,<br>etc. . . . . value                       | —        | —       | —           | —        | —           | 4,124   | 108      | 3,565    | 3,127    | 255      |
| Other glassware . . . . . "   | —        | —       | —           | —        | —           | 26,786  | 18,979   | 3,083    | 15,132   | 22,469   |
| Total . . . . . "   | —        | —       | —           | —        | —           | 31,697  | 21,017   | 30,532   | 20,124   | 29,773   |



No. 18—continued

QUANTITY and VALUE of DUTIABLE ARTICLES of IMPORTED MERCHANDISE ALLOWED FREE of DUTY from BOND or from CUSTOM HOUSES for the use of PRIVATE INDIVIDUALS, INSTITUTIONS etc., in each Official Year from 1931-32 to 1935-36—continued

| ARTICLES   | QUANTITY |         |         |         |         | VALUE    |           |          |          |          |
|--|----------|---------|---------|---------|---------|----------|-----------|----------|----------|----------|
|  | 1931-32  | 1932-33 | 1933-34 | 1934-35 | 1935-36 | 1931-32  | 1932-33   | 1933-34  | 1934-35  | 1935-36  |
| Grain, Pulse and Flour—<br>Wheat Tons  | ..       | ..      | 4,710   | 5,420   | 9,036   | ..       | ..        | 3,47,940 | 3,97,854 | 7,36,824 |
| Hardware (excluding cutlery and electroplated ware)—<br>Builders' Hardware such as Locks, Hinges, etc. value   | —        | —       | —       | —       | —       | 299      | 9,400     | 83,322   | 664      | ..       |
| Domestic Hardware other than enamelled ironware "  | —        | —       | —       | —       | —       | 220      | 524       | 205      | 1,406    | 2,372    |
| Implements and tools other than agricultural implements and machine tools "  | —        | —       | —       | —       | —       | 180      | 1,631     | 875      | 1,017    | 117      |
| Lamps, metal . . . no.   | 5        | 23      | 46      | 17      | 15      | 27       | 5,728     | 9,120    | 563      | 2,795    |
| Lamps Glass . . . "  | ..       | ..      | ..      | 4       | ..      | ..       | ..        | ..       | 14,908   | ..       |
| Parts of lamps other than glass . value  | —        | —       | —       | —       | —       | 1,533    | 86        | ..       | ..       | 150      |
| Stoves . . . no.   | ..       | ..      | ..      | 7       | 6       | ..       | ..        | ..       | 501      | 311      |
| Other sorts . . . value  | —        | —       | —       | —       | —       | 3,67,575 | 12,05,512 | 7,52,957 | 5,67,435 | 4,88,500 |
| Total . . . "  | —        | —       | —       | —       | —       | 8,69,384 | 12,26,141 | 7,96,636 | 5,87,031 | 4,94,245 |
| Instruments, apparatus, and appliances, and parts thereof—<br>Electrical (other than telegraphic and telephonic not being machinery)—<br>Electric fans and parts thereof . value | —        | —       | —       | —       | —       | ..       | 119       | 2,001    | 3,215    | 18,578   |
| Electric lamps and parts thereof . "   | —        | —       | —       | —       | —       | 3,349    | 26,189    | 13,292   | 38,156   | 8,160    |
| Other sorts . . . "  | —        | —       | —       | —       | —       | 718      | 18,910    | 67,466   | 74,005   | 69,896   |
| Musical—<br>Pianos and Piano players . . . no.   | ..       | ..      | ..      | 4       | ..      | ..       | ..        | ..       | 17,329   | ..       |
| Talking machines and accessories . . . value   | —        | —       | —       | —       | —       | ..       | 1,717     | 502      | 756      | 7,713    |
| Other sorts including parts of musical instruments . . . "   | —        | —       | —       | —       | —       | ..       | 1,565     | 881      | 1,184    | 5,123    |
| Optical . . . . "  | —        | —       | —       | —       | —       | 7,310    | 328       | 2,016    | 44       | 2,905    |
| Photographic . . . "   | —        | —       | —       | —       | —       | 14,548   | 41,671    | 43,781   | 12,584   | 15,079   |
| Scientific and philosophical . . . "   | —        | —       | —       | —       | —       | 5,000    | 255       | 1,08,328 | 10,900   | 1,897    |
| Surgical . . . . "   | —        | —       | —       | —       | —       | 561      | 5,161     | 3,254    | 3,708    | 4,027    |
| Wireless Apparatus . . . "   | —        | —       | —       | —       | —       | 2,323    | 1,316     | 2,515    | 6,207    | 10,149   |
| Other kinds . . . . "  | —        | —       | —       | —       | —       | 420      | 2,506     | 4,056    | 1,11,247 | 6,921    |
| Total . . . "  | —        | —       | —       | —       | —       | 34,729   | 94,737    | 2,46,994 | 2,79,845 | 1,51,142 |
| Ivory—<br>Manufactured . . . "   | —        | —       | —       | —       | —       | ..       | ..        | 1,418    | ..       | 1,207    |
| Jewellery, also plate of gold and silver—<br>Jewellery . . . "   | —        | —       | —       | —       | —       | 13       | 11,129    | 3,200    | 8,42,948 | ..       |
| Plate of gold and silver . . . "   | —        | —       | —       | —       | —       | 3,205    | 54,080    | 14,137   | 14,111   | 70,790   |
| Total . . . "  | —        | —       | —       | —       | —       | 3,218    | 65,159    | 16,337   | 8,57,059 | 70,790   |
| Leather—<br>Skins, tanned or dressed. { cwt. =no. }<br>Skins, tanned or dressed { cwt. =no. }<br>Unwrought . . . cwt.  | ..       | ..      | ..      | ..      | ..      | ..       | ..        | ..       | ..       | ..       |
| Manufactures (excluding boots and shoes)—<br>Saddlery and harness value  | —        | —       | —       | —       | —       | 3,481    | 1,594     | 7,515    | 6,114    | 1,273    |
| Other sorts . . . "  | —        | —       | —       | —       | —       | 15,736   | 1,866     | 198      | 1,111    | 4        |
| Total . . . "  | —        | —       | —       | —       | —       | 19,217   | 2,950     | 7,708    | 7,225    | 1,277    |

## No. 18—continued

QUANTITY and VALUE of DUTIABLE ARTICLES of IMPORTED MERCHANDISE ALLOWED FREE of DUTY from BOND or from CUSTOM HOUSES for the use of PRIVATE INDIVIDUALS, INSTITUTIONS, etc., in each Official Year from 1931-32 to 1935-36—continued

| ARTICLES  | QUANTITY   |              |              |              |              | VALUE         |               |               |               |               |
|---|------------|--------------|--------------|--------------|--------------|---------------|---------------|---------------|---------------|---------------|
|   | 1931-32    | 1932-33      | 1933-34      | 1934-35      | 1935-36      | 1931-32       | 1932-33       | 1933-34       | 1934-35       | 1935-36       |
| <b>Liquors—</b>   |            |              |              |              |              |               |               |               |               |               |
| Ale, beer, and porter gals.   | 104        | 306          | 400          | 397          | 704          | 339           | 1,071         | 1,128         | 1,289         | 2,395         |
| Older and other fermented liquors "                                   | 2          | ..           | 6            | 15           | ..           | 10            | ..            | 80            | 119           | ..            |
| <b>Spirit—</b>  |            |              |              |              |              |               |               |               |               |               |
| Brandy . . . . "  | 27         | 348          | 9            | 84           | 51           | 608           | 352           | 178           | 1,718         | 1,516         |
| Gin . . . . "   | 87         | 19           | 38           | 108          | 87           | 407           | 180           | 268           | 915           | 776           |
| Liqueurs . . . . "  | 85         | 14           | 17           | 31           | 34           | 594           | 269           | 371           | 686           | 1,247         |
| Rum . . . . "   | 8          | (b)          | (b)          | 4            | 12           | 75            | 4             | 2             | 68            | 135           |
| Whisky . . . . "  | 103        | 38           | 134          | 305          | 238          | 2,208         | 1,592         | 1,835         | 6,180         | 8,327         |
| Spirit present in drugs, medicines, or chemicals "                    | 1          | ..           | 5            | 16           | (b)          | 49            | ..            | 108           | 147           | 49            |
| Spirit, perfumed "  | ..         | 1            | (b)          | ..           | 1            | ..            | 254           | 80            | ..            | 35            |
| Other sorts of spirit . "   | 4          | 2            | 2            | 5            | 1            | 72            | 125           | 103           | 208           | 110           |
| <b>Total of Spirit</b> . . . . "                                      | <b>215</b> | <b>472</b>   | <b>200</b>   | <b>643</b>   | <b>474</b>   | <b>4,013</b>  | <b>2,756</b>  | <b>2,940</b>  | <b>9,922</b>  | <b>7,195</b>  |
| <b>Wines—</b>   |            |              |              |              |              |               |               |               |               |               |
| Champagne . . . . "   | 84         | 53           | 34           | 188          | 100          | 2,218         | 878           | 837           | 5,579         | 3,032         |
| Sherry, Madeira and Marsala . . . . "                                 | 22         | 26           | 11           | 66           | 48           | 407           | 274           | 152           | 892           | 780           |
| Still red wines (other than port) . . . . "                           | 262        | 463          | 170          | 357          | 327          | 1,318         | 1,641         | 1,393         | 2,431         | 1,869         |
| Other sorts . . . . "   | 307        | 240          | 346          | 484          | 206          | 2,008         | 2,705         | 3,219         | 5,804         | 2,902         |
| <b>Total of Wines</b> . . . . "                                       | <b>675</b> | <b>782</b>   | <b>561</b>   | <b>1,095</b> | <b>681</b>   | <b>5,946</b>  | <b>5,406</b>  | <b>4,601</b>  | <b>14,206</b> | <b>8,033</b>  |
| <b>Total of Liquors</b> . . . . "                                     | <b>996</b> | <b>1,580</b> | <b>1,167</b> | <b>2,150</b> | <b>1,859</b> | <b>10,308</b> | <b>9,323</b>  | <b>8,694</b>  | <b>25,586</b> | <b>17,073</b> |
| <b>Machinery and millwork—</b>  |            |              |              |              |              |               |               |               |               |               |
| Prime-movers (other than electrical)—                                 |            |              |              |              |              |               |               |               |               |               |
| Others . . . . value  | —          | —            | —            | —            | —            | ..            | 5,404         | ..            | 1,438         | 666           |
| Electrical machinery of all kinds, etc.—                              |            |              |              |              |              |               |               |               |               |               |
| Motors . . . . "  | —          | —            | —            | —            | —            | ..            | ..            | 882           | 3,642         | 1,232         |
| Other kinds . . . . "   | —          | —            | —            | —            | —            | 214           | 98            | 9,200         | 7,072         | 10,164        |
| Refrigerating machinery . . . . "                                     | —          | —            | —            | —            | —            | ..            | 54,055        | 1,878         | ..            | ..            |
| Sewing and knitting machines . . . . no.                              | ..         | ..           | ..           | ..           | 1            | ..            | ..            | ..            | ..            | 95            |
| Textile machinery, jute . . . . value                                 | —          | —            | —            | —            | —            | ..            | ..            | ..            | ..            | ..            |
| Typewriters . . . . no.   | 3          | 13           | 5            | 8            | 10           | 685           | 2,917         | 860           | 1,682         | 2,165         |
| Other sorts . . . . value   | —          | —            | —            | —            | —            | 350           | 22,647        | 1,719         | 2,720         | 5,435         |
| <b>Total</b> . . . . "  | <b>—</b>   | <b>—</b>     | <b>—</b>     | <b>—</b>     | <b>—</b>     | <b>1,199</b>  | <b>85,121</b> | <b>14,084</b> | <b>16,549</b> | <b>19,807</b> |
| <b>Matches</b> . . . . gross of boxes                                 | <b>3</b>   | <b>1</b>     | <b>..</b>    | <b>2</b>     | <b>7</b>     | <b>15</b>     | <b>6</b>      | <b>..</b>     | <b>5</b>      | <b>46</b>     |
| <b>Metals and ores—</b>   |            |              |              |              |              |               |               |               |               |               |
| Aluminium, wrought—   |            |              |              |              |              |               |               |               |               |               |
| Other manufactures . . . . cwt.                                       | (a)        | ..           | ..           | 2)           | ..           | 12            | ..            | ..            | 275           | ..            |
| Brass, Bronze, etc.—  |            |              |              |              |              |               |               |               |               |               |
| Wrought . . . . "   | (a)        | 1            | 7            | ..           | (a)          | 40            | 231           | 581           | ..            | 13            |
| Copper—   |            |              |              |              |              |               |               |               |               |               |
| Wrought . . . . "   | ..         | 1            | 4            | ..           | ..           | ..            | 117           | 168           | ..            | ..            |
| Iron or steel—  |            |              |              |              |              |               |               |               |               |               |
| Bars and channel . . . . tons   | ..         | ..           | 2            | ..           | 75)          | ..            | ..            | 150           | ..            | 6,346         |
| Beams, pillars, girders and bridge work . . . . "                     | ..         | ..           | ..           | ..           | ..           | ..            | ..            | ..            | ..            | ..            |
| Bolts and nuts . . . . "  | ..         | ..           | ..           | ..           | ..           | ..            | ..            | ..            | ..            | ..            |
| Hoops and strips . . . . "  | ..         | ..           | ..           | ..           | ..           | ..            | ..            | ..            | ..            | ..            |
| Ingots, blooms, billets and slabs . . . . "                           | ..         | ..           | ..           | 34           | ..           | ..            | ..            | ..            | 3,830         | ..            |
| Nails, rivets, and washers (exclusive of wire nails) . . . . "        | ..         | ..           | ..           | ..           | ..           | ..            | ..            | ..            | ..            | ..            |
| Pipes and fittings cast . . . . "                                     | ..         | ..           | ..           | ..           | ..           | ..            | ..            | ..            | ..            | ..            |
| Rails, chairs and fish-plates, excluding those for railways . . . . " | ..         | ..           | ..           | ..           | ..           | ..            | ..            | ..            | ..            | ..            |

(a) Less than 1 cwt.  
(b) " " 1 gal.

No. 18—continued

QUANTITY and VALUE of DUTIABLE ARTICLES of IMPORTED MERCHANDISE ALLOWED FREE of DUTY from BOND or from CUSTOM HOUSES for the use of PRIVATE INDIVIDUALS, INSTITUTIONS, etc., in each Official Year from 1931-32 to 1935-36—continued

| ARTICLES   | QUANTITY |         |         |         |         | VALUE   |         |          |         |         |
|--|----------|---------|---------|---------|---------|---------|---------|----------|---------|---------|
|  | 1931-32  | 1932-33 | 1933-34 | 1934-35 | 1935-36 | 1931-32 | 1932-33 | 1933-34  | 1934-35 | 1935-36 |
| <b>Metals and ores—continued</b>   |          |         |         |         |         |         |         |          |         |         |
| Iron or steel—continued  |          |         |         |         |         |         |         |          |         |         |
| Sheets and plates—   |          |         |         |         |         |         |         |          |         |         |
| Galvanized . . . tons  | ..       | ..      | ..      | ..      | ..      | ..      | ..      | ..       | ..      | ..      |
| Tinned . . . "   | ..       | ..      | ..      | ..      | ..      | ..      | ..      | ..       | ..      | ..      |
| Not galvanized or tinned . . . "   | ..       | ..      | ..      | ..      | ..      | ..      | ..      | ..       | ..      | ..      |
| Tubes, pipes and fittings, wrought . . . "                                   | ..       | (a)     | ..      | ..      | 4       | ..      | 165     | ..       | ..      | 1,009   |
| Wire . . . "   | ..       | ..      | 498     | ..      | —       | ..      | ..      | 47,938   | ..      | 161     |
| Wire nails . . . "   | ..       | ..      | ..      | ..      | ..      | ..      | ..      | ..       | ..      | ..      |
| Other manufactures of iron or steel . . . "                                  | ..       | ..      | (a)     | ..      | —       | ..      | ..      | 192      | ..      | 50      |
| Total of Iron or steel . . . "   | ..       | (a)     | 500     | ..      | 79      | ..      | 165     | 48,276   | ..      | 8,210   |
| <b>Steel—</b>  |          |         |         |         |         |         |         |          |         |         |
| Angle . . . "  | ..       | ..      | ..      | ..      | ..      | ..      | ..      | ..       | ..      | ..      |
| Bars other than Cast Steel . . . "   | ..       | 200     | 1,293   | 522     | 1,008   | ..      | 18,395  | 1,21,179 | 39,978  | 81,168  |
| Cast . . . "   | ..       | ..      | ..      | ..      | ..      | ..      | ..      | ..       | ..      | ..      |
| Total of steel . . . "   | ..       | 200     | 1,293   | 522     | 1,008   | ..      | 18,395  | 1,21,179 | 39,978  | 81,168  |
| <b>Lead—</b>   |          |         |         |         |         |         |         |          |         |         |
| Unwrought—   |          |         |         |         |         |         |         |          |         |         |
| Pig . . . cwt.   | ..       | ..      | ..      | ..      | ..      | ..      | ..      | ..       | ..      | ..      |
| Wrought . . . "  | ..       | ..      | ..      | ..      | ..      | ..      | ..      | ..       | ..      | ..      |
| Total of Lead . . . "  | ..       | ..      | ..      | ..      | ..      | ..      | ..      | ..       | ..      | ..      |
| <b>Solder</b> . . . "  | ..       | ..      | ..      | ..      | ..      | ..      | ..      | ..       | ..      | ..      |
| <b>Tin—</b>  |          |         |         |         |         |         |         |          |         |         |
| Unwrought (block) . . . "  | ..       | ..      | ..      | ..      | ..      | ..      | ..      | ..       | ..      | ..      |
| <b>Zinc or spelter—</b>  |          |         |         |         |         |         |         |          |         |         |
| Wrought or manufactured . . . "  | ..       | ..      | ..      | ..      | ..      | ..      | ..      | ..       | ..      | ..      |
| <b>Metals, unenumerated</b> . . . "  | ..       | ..      | ..      | ..      | ..      | ..      | ..      | ..       | ..      | ..      |
| <b>Radium</b> . . . grains   | ..       | ..      | ..      | 1       | ..      | ..      | ..      | ..       | 10,670  | ..      |
| Total of Metals and ores tons  | (a)      | 200     | 1,793   | 556     | 1,087   | 52      | 18,908  | 1,70,451 | 54,262  | 89,397  |
| <b>Oils—</b>   |          |         |         |         |         |         |         |          |         |         |
| Animal . . . gals.   | ..       | ..      | (b)     | ..      | ..      | ..      | ..      | 1        | ..      | ..      |
| Essential—   |          |         |         |         |         |         |         |          |         |         |
| Natural . . . lbs. & gals.   | ..       | ..      | ..      | 37      | ..      | ..      | ..      | ..       | 56      | ..      |
| Mineral—   |          |         |         |         |         |         |         |          |         |         |
| Fuel oils . . . "  | ..       | ..      | ..      | ..      | ..      | ..      | ..      | ..       | ..      | ..      |
| Lubricating oils . . . "   | ..       | ..      | 5       | ..      | ..      | ..      | ..      | 15       | ..      | ..      |
| Other kinds . . . "  | (b)      | 13      | 35      | 18      | 1,012   | 58      | 85      | 581      | 770     | 805     |
| Vegetable, not essential—  |          |         |         |         |         |         |         |          |         |         |
| Other Sorts . . . cwt. & gals  | ..       | ..      | ..      | ..      | ..      | ..      | ..      | ..       | ..      | 21      |
| Total . . . "  | (b)      | 13      | 40      | 32      | 1,010   | 58      | 85      | 547      | 826     | 839     |
| <b>Paints and Painters' materials—</b>                                       |          |         |         |         |         |         |         |          |         |         |
| Paints and colours . . . cwt.  | 80       | 2       | 1       | 4       | 100     | 8,582   | 2,056   | 188      | 1,106   | 6,895   |
| Painters' materials . . . value  | —        | —       | —       | —       | —       | 1,375   | 801     | ..       | 784     | 2,090   |
| Total . . . "  | —        | —       | —       | —       | —       | 9,957   | 2,857   | 188      | 1,890   | 8,985   |
| <b>Paper and pasteboard—</b>   |          |         |         |         |         |         |         |          |         |         |
| Writing paper and envelopes . . . "  | —        | —       | —       | —       | —       | 2,304   | 1,975   | 1,221    | 8,952   | 3,448   |
| Other kinds of paper including paper manufactures . . . cwt.                 | 4        | 12      | (d)     | 1       | 11      | 468     | 1,412   | 208      | 90      | 1,112   |
| Total . . . value  | —        | —       | —       | —       | —       | 2,772   | 3,387   | 1,429    | 9,042   | 4,560   |
| <b>Polishes—</b>   |          |         |         |         |         |         |         |          |         |         |
| Polishes and compositions for application to leather . . . "                 | —        | —       | —       | —       | —       | 61      | 11      | 76       | 165     | 51      |
| Polishes and compositions for application to metals, etc. . . "              | —        | —       | —       | —       | —       | 20      | 35      | 41       | 124     | 60      |
| Other sorts . . . "  | —        | —       | —       | —       | —       | 595     | 2       | 80       | 115     | 185     |
| <b>Precious stones and Pearls unset</b> . . . "                              | —        | —       | —       | —       | —       | ..      | ..      | ..       | 43,610  | ..      |
| <b>Printing and Lithographing machinery and materials (excluding paper)—</b> |          |         |         |         |         |         |         |          |         |         |
| Printing and Lithographing Presses . . . "                                   | —        | —       | —       | —       | —       | ..      | ..      | ..       | 4       | ..      |
| <b>Other materials</b> . . . "   | —        | —       | —       | —       | —       | ..      | ..      | 71       | ..      | ..      |
| <b>Prints, Engravings, and pictures—</b>                                     |          |         |         |         |         |         |         |          |         |         |
| Photographs and picture post-cards . . . "                                   | —        | —       | —       | —       | —       | 5,837   | 74      | 3,681    | 55,795  | 250     |
| Others . . . "   | —        | —       | —       | —       | —       | 8,822   | 40,163  | 12,231   | 35,179  | 15,064  |
| Total . . . "  | —        | —       | —       | —       | —       | 14,659  | 40,237  | 15,912   | 90,974  | 15,314  |

(a) Cwt. 5.  
 (b) Less than 1 gallon.  
 (c) Cwt. 1.  
 (d) Less than 1 cwt.

## No. 18—continued

QUANTITY and VALUE of DUTIABLE ARTICLES of IMPORTED MERCHANDISE ALLOWED FREE of DUTY from BOND or from CUSTOM HOUSES for the use of PRIVATE INDIVIDUALS, INSTITUTIONS, etc., in each Official Year from 1931-32 to 1935-36—continued

| ARTICLES  | QUANTITY  |           |           |            |            | VALUE        |              |              |              |              |
|---|-----------|-----------|-----------|------------|------------|--------------|--------------|--------------|--------------|--------------|
|   | 1931-32   | 1932-33   | 1933-34   | 1934-35    | 1935-36    | 1931-32      | 1932-33      | 1933-34      | 1934-35      | 1935-36      |
| <b>Provisions and oilman's stores—</b>  |           |           |           |            |            | R            | R            | R            | R            | R            |
| Bacon and hams . . . cwt.   | 1         | (a)       | (b)       | (b)        | 2          | 75           | 22           | 82           | 80           | 187          |
| Biscuits and cakes . . . "  | 1         | ..        | 1         | 3          | 5          | 327          | 119          | 312          | 428          | 417          |
| Canned and bottled provisions . . . "   | 25        | 51        | 28        | 59         | 45         | 3,249        | 5,785        | 2,926        | 4,484        | 4,241        |
| Cheese . . . . . "  | (b)       | ..        | (b)       | (b)        | (b)        | 59           | ..           | 119          | 123          | 79           |
| Jams and Jellies . . . "  | 1         | ..        | 2         | 1          | 1          | 99           | 93           | 146          | 184          | 152          |
| Other sorts of provisions . . . "   | 21        | 12        | 9         | 41         | 33         | 1,688        | 1,043        | 932          | 3,818        | 2,553        |
| <b>Total . . . . . "</b>  | <b>49</b> | <b>63</b> | <b>40</b> | <b>104</b> | <b>86</b>  | <b>5,497</b> | <b>7,065</b> | <b>4,467</b> | <b>8,616</b> | <b>7,529</b> |
| <b>Railway plant and Rolling stock—</b>                                       |           |           |           |            |            |              |              |              |              |              |
| Carriages . . . . . value   | —         | —         | —         | —          | —          | ..           | ..           | ..           | ..           | ..           |
| Locomotive engines and tenders and parts thereof . . . . . "                  | —         | —         | —         | —          | —          | ..           | ..           | ..           | ..           | ..           |
| <b>Materials for construction—</b>  |           |           |           |            |            |              |              |              |              |              |
| Rails, chairs, etc. . . . tons  | ..        | ..        | ..        | ..         | ..         | ..           | ..           | ..           | ..           | ..           |
| Sleepers and keys of steel or iron . . . . . "                                | ..        | ..        | ..        | ..         | ..         | ..           | ..           | ..           | ..           | ..           |
| Others . . . . . "  | ..        | ..        | ..        | ..         | ..         | ..           | ..           | ..           | ..           | ..           |
| <b>Rubber manufactures (except apparel and boots and shoes) value</b>         | —         | —         | —         | —          | —          | 11           | ..           | ..           | ..           | ..           |
| <b>Motor Car—</b>   |           |           |           |            |            |              |              |              |              |              |
| Covers . . . . . no.  | ..        | 103       | 350       | 173        | 125        | ..           | 3,760        | 9,084        | 5,962        | 4,072        |
| Tubes . . . . . "   | ..        | 127       | 448       | 230        | 152        | ..           | 709          | 1,913        | 1,209        | 661          |
| Solid rubber tyres for motor vehicles . . . . . "                             | ..        | ..        | ..        | ..         | ..         | ..           | ..           | ..           | ..           | ..           |
| Other manufactures . . . value  | —         | —         | —         | —          | —          | ..           | 1,113        | 1,884        | 1,717        | 2,433        |
| Salt . . . . . tons   | (a)       | ..        | (a)       | (a)        | ..         | 27           | 6            | 36           | 31           | 22           |
| Seeds (other than oilseeds) . . . "   | ..        | ..        | ..        | (a)        | ..         | ..           | ..           | ..           | 1            | ..           |
| Smokers requisites (excluding tobacco) . . . value                            | —         | —         | —         | —          | —          | 75           | 180          | 1,089        | 966          | 1,841        |
| Soap . . . . . cwt.   | 2         | 3         | 4         | 3          | 4          | 359          | 264          | 232          | 448          | 408          |
| Stationery (excluding paper) value  | —         | —         | —         | —          | —          | 4,003        | 4,949        | 3,031        | 13,218       | 9,888        |
| Sticks and whips . . . . . "  | —         | —         | —         | —          | —          | ..           | 3            | ..           | 5            | ..           |
| Stone and marble . . . . . tons   | ..        | 10        | 9         | 2          | 139        | ..           | 3,625        | 6,615        | 1,809        | 37,954       |
| Tallow and Stearine (including grease and animal fat) . . . cwt.              | ..        | ..        | (b)       | 2          | ..         | ..           | ..           | 12           | 25           | ..           |
| <b>Tea—</b>   |           |           |           |            |            |              |              |              |              |              |
| Black . . . . . lbs.  | 49        | 28        | 6         | 122        | 8          | 101          | 42           | 20           | 75           | 18           |
| Green . . . . . "   | 16        | ..        | ..        | ..         | 142        | 28           | ..           | ..           | ..           | 81           |
| <b>Total . . . . . "</b>  | <b>65</b> | <b>28</b> | <b>6</b>  | <b>122</b> | <b>150</b> | <b>129</b>   | <b>42</b>    | <b>20</b>    | <b>75</b>    | <b>109</b>   |
| <b>Telephones, materials for construction and accessories . . . . . value</b> | —         | —         | —         | —          | —          | ..           | ..           | ..           | ..           | ..           |
| <b>Textiles—</b>  |           |           |           |            |            |              |              |              |              |              |
| <b>Cotton—</b>  |           |           |           |            |            |              |              |              |              |              |
| <b>Manufactures—</b>  |           |           |           |            |            |              |              |              |              |              |
| <b>Piecegoods—</b>  |           |           |           |            |            |              |              |              |              |              |
| Grey (unbleached) yds.  | ..        | ..        | ..        | ..         | ..         | ..           | ..           | ..           | ..           | ..           |
| White (bleached) . . . "  | ..        | ..        | ..        | 15         | 63         | ..           | ..           | ..           | 16           | 357          |
| Coloured, printed or dyed . . . "   | ..        | 223       | 478       | 11,906     | 470        | ..           | 660          | 2,099        | 14,385       | 832          |
| Other sorts . . . . . value   | —         | —         | —         | —          | —          | 3            | 589          | ..           | 2,407        | 11,973       |
| <b>Total . . . . . "</b>  | —         | —         | —         | —          | —          | 3            | 1,099        | 3,851        | 16,808       | 13,162       |
| <b>Flax—</b>  |           |           |           |            |            |              |              |              |              |              |
| <b>Manufactures—</b>  |           |           |           |            |            |              |              |              |              |              |
| <b>Piece goods . . . . . yds.</b>   | ..        | 51        | 42        | 1,000      | 28         | ..           | 282          | 575          | 712          | 41           |
| Other sorts . . . . . lbs.  | 1,136     | 80        | 122       | 68         | ..         | 2,259        | 388          | 369          | 338          | ..           |
| <b>Total . . . . . value</b>  | —         | —         | —         | —          | —          | 2,259        | 670          | 944          | 950          | 41           |

(a) Less than 1 ton.  
(b) " " " 1 cwt.  
(c) lbs. 2.

No. 18—concluded

QUANTITY and VALUE of DUTIABLE ARTICLES of IMPORTED MERCHANDISE ALLOWED FREE of DUTY from BOND or from CUSTOM HOUSES for the use of PRIVATE INDIVIDUALS, INSTITUTIONS, etc., in each Official Year from 1931-32 to 1935-36—concluded

| ARTICLES   | QUANTITY |         |         |         |         | VALUE     |           |           |           |           |
|--|----------|---------|---------|---------|---------|-----------|-----------|-----------|-----------|-----------|
|  | 1931-32  | 1932-33 | 1933-34 | 1934-35 | 1935-36 | 1931-32   | 1932-33   | 1933-34   | 1934-35   | 1935-36   |
| <b>Textiles—continued</b>  |          |         |         |         |         | R         | R         | R         | R         | R         |
| Haberdashery and millinery value   | —        | —       | —       | —       | —       | 2,201     | 18,471    | 1,64,904  | 1,06,352  | 45,854    |
| Hemp—  |          |         |         |         |         |           |           |           |           |           |
| Manufactures other sorts . . .   | —        | —       | —       | —       | —       | 56        | ..        | ..        | ..        | ..        |
| <b>Jute—</b>   |          |         |         |         |         |           |           |           |           |           |
| Manufactures—  |          |         |         |         |         |           |           |           |           |           |
| Canvas . . . yds.  | ..       | ..      | ..      | ..      | ..      | ..        | ..        | ..        | ..        | ..        |
| Other kinds . . . cwts.  | 7        | ..      | ..      | ..      | ..      | 1,685     | ..        | ..        | ..        | ..        |
| Total . . value  | —        | —       | —       | —       | —       | 1,685     | ..        | ..        | ..        | ..        |
| <b>Silk—</b>   |          |         |         |         |         |           |           |           |           |           |
| Manufactures—  |          |         |         |         |         |           |           |           |           |           |
| Goods of silk mixed with other materials yds. & lbs.   | ..       | ..      | 236     | 330     | ..      | ..        | ..        | 6,977     | 8,258     | ..        |
| Silk piecegoods . . .  | 102      | 80      | 196     | 225     | 40      | 890       | 720       | 6,591     | 14,152    | 721       |
| Other sorts . . . lbs.   | 8        | ..      | 5       | 350     | 619     | 78        | ..        | 123       | 4,378     | 31,437    |
| Total . . value  | —        | —       | —       | —       | —       | 403       | 720       | 13,691    | 26,783    | 32,158    |
| <b>Wool—</b>   |          |         |         |         |         |           |           |           |           |           |
| Raw . . . lbs.   | ..       | ..      | ..      | 25,832  | ..      | ..        | ..        | ..        | 11,434    | ..        |
| Manufactures—  |          |         |         |         |         |           |           |           |           |           |
| Carpets and rugs . . .   | 2,410    | 8,671   | 666     | 2,287   | 2,622   | 11,834    | 80,171    | 3,324     | 9,283     | 15,547    |
| Goods of Wool mixed with other materials yds. & lbs.   | ..       | ..      | ..      | 266     | ..      | ..        | ..        | ..        | 1,376     | ..        |
| Hosiery . . . lbs.   | ..       | 5       | ..      | 1       | 21      | ..        | 50        | ..        | 8         | 60        |
| Piecegoods . . . yds.  | 14       | 260     | ..      | 25      | 1,322   | 80        | 2,341     | ..        | 234       | 10,234    |
| Blankets and Rugs other than floor rugs . . .  | ..       | ..      | ..      | 16      | 83      | ..        | ..        | ..        | 166       | 523       |
| Other sorts . . . lbs.   | 7        | 214     | 2,434   | 16,146  | 6       | 55        | 1,322     | 6,110     | 6,858     | 40        |
| Total . . value  | —        | —       | —       | —       | —       | 11,969    | 83,894    | 8,434     | 29,354    | 26,404    |
| <b>Artificial Silk—</b>  |          |         |         |         |         |           |           |           |           |           |
| Piecegoods of cotton and artificial Silk—  |          |         |         |         |         |           |           |           |           |           |
| Piecegoods made entirely of artificial Silk yds.   | ..       | 131     | 85      | ..      | 386     | ..        | 2,074     | 377       | ..        | 2,477     |
| Piecegoods made of cotton and artificial Silk . . .  | ..       | ..      | 1,377   | 784     | 131     | ..        | ..        | 9,101     | 2,008     | 874       |
| Total . . value  | —        | —       | —       | —       | —       | ..        | 2,074     | 9,478     | 2,008     | 3,351     |
| <b>Fabrics containing Gold and silver thread . . .</b>   |          |         |         |         |         |           |           |           |           |           |
| Other textiles manufactured . . .  | —        | —       | —       | —       | —       | ..        | ..        | ..        | 5,020     | ..        |
| Total of Textiles . . .  | —        | —       | —       | —       | —       | 18,666    | 1,01,918  | 2,01,302  | 1,37,286  | 1,21,247  |
| <b>Tobacco manufactured . . . lbs.</b>   | 70       | 36      | 19      | 172     | 232     | 514       | 236       | 119       | 908       | 1,510     |
| .. unmanufactured . . .  | ..       | ..      | ..      | ..      | ..      | ..        | ..        | ..        | ..        | ..        |
| <b>Toilet requisites . . . value</b>   | —        | —       | —       | —       | —       | 203       | 125       | 746       | 2,259     | 764       |
| <b>Toys and requisites for games . . .</b>   | —        | —       | —       | —       | —       | 7,163     | 2,015     | 10,661    | 3,958     | 11,872    |
| <b>Umbrellas and umbrella fittings—</b>  |          |         |         |         |         |           |           |           |           |           |
| Umbrellas, complete, etc. no.  | ..       | 1       | ..      | ..      | ..      | ..        | 2         | ..        | ..        | ..        |
| <b>Vehicles, excluding Locomotives, etc., for railways—</b>                                      |          |         |         |         |         |           |           |           |           |           |
| Camp Trailer . . . value   | —        | —       | —       | —       | —       | ..        | ..        | ..        | ..        | ..        |
| <b>Carriages and carts . . . no.</b>   |          |         |         |         |         |           |           |           |           |           |
| Perambulators and children's go-carts . . .  | ..       | ..      | 1       | ..      | ..      | ..        | ..        | 3,476     | ..        | ..        |
| Carriages and carts not mechanically propelled (excluding railway carriages, trucks, etc.) . . . | ..       | ..      | 1       | ..      | ..      | ..        | ..        | 926       | ..        | ..        |
| Cycles imported entire or in Sections . . .  | 1        | 1       | ..      | ..      | 6       | 551       | 165       | ..        | ..        | 14,557    |
| Parts of cycles and accessories . . . value  | 1        | 2       | 1       | 5       | ..      | 100       | 231       | 20        | 524       | ..        |
| <b>Mechanically propelled vehicles—</b>  |          |         |         |         |         |           |           |           |           |           |
| Aircraft . . . no.   | ..       | 2       | ..      | ..      | ..      | ..        | 46,482    | ..        | ..        | ..        |
| Parts of aircraft . . . value  | ..       | ..      | ..      | ..      | ..      | ..        | 3,041     | ..        | ..        | ..        |
| Carriages and parts for railways . . .   | ..       | ..      | ..      | ..      | ..      | ..        | ..        | ..        | ..        | ..        |
| Motor cars . . . no.   | 24       | 74      | 122     | 104     | 87      | 75,997    | 4,26,047  | 1,47,195  | 4,25,408  | 3,21,078  |
| Motor cycles . . .   | ..       | ..      | 1       | 1       | ..      | ..        | ..        | 4,40,171  | 507       | ..        |
| Motor omnibuses, motor vans and motor lorries . . .  | 7        | 8       | 11      | 24      | 26      | (a)31,256 | (a)15,984 | 19,466    | (a)34,466 | 85,206    |
| Parts of mechanically propelled vehicles . . . value   | ..       | ..      | ..      | ..      | ..      | 11,018    | 9,461     | 6,468     | 12,275    | 5,890     |
| Ships, parts of . . .  | ..       | ..      | ..      | ..      | ..      | ..        | 22,156    | 466       | 2,209     | 300       |
| Total . . .  | —        | —       | —       | —       | —       | 1,18,922  | 6,24,466  | 6,18,685  | 4,75,389  | 4,27,076  |
| <b>Wood and Timber—</b>  |          |         |         |         |         |           |           |           |           |           |
| Manufactures of wood other than furniture and cabinetwork . . .                                  | —        | —       | —       | —       | —       | 95        | 571       | 1,068     | 190       | ..        |
| <b>Articles imported by post . . .</b>   | —        | —       | —       | —       | —       | ..        | ..        | ..        | ..        | ..        |
| <b>All other articles . . .</b>  | —        | —       | —       | —       | —       | 8,901     | 2,272     | 1,568     | 1,856     | 995       |
| <b>GRAND TOTAL . . .</b>   | —        | —       | —       | —       | —       | 12,75,308 | 28,46,580 | 35,25,898 | 39,44,328 | 35,52,317 |

(a) Include figures for Motor Chassis.

No. 19

QUANTITY of CERTAIN PRINCIPAL ARTICLES of MERCHANDISE (subject to CUSTOMS DUTY) IMPORT-  
ED into each PROVINCE of BRITISH INDIA, which remained in CUSTOMS BONDED WAREHOUSES  
on the 31st March, in each Official Year from 1931-32 to 1935-36

| ARTICLES                            |   | BENGAL    | BIHAR<br>AND<br>ORISSA | BOMBAY     | SIND      | MADRAS    | BURMA     | TOTAL      |
|-------------------------------------|---|-----------|------------------------|------------|-----------|-----------|-----------|------------|
| Cotton—<br>Piece-goods—             | 1931-32<br>1932-33<br>1933-34<br>1934-35<br>1935-36 | 8,109,237 | ..                     | 620,568    | ..        | ..        | ..        | 8,735,855  |
|                                     |   | 2,953,937 | ..                     | 251,362    | 25,636    | ..        | ..        | 3,231,485  |
|                                     |   | 4,040,374 | ..                     | 6,290,735  | 325,088   | 718,849   | 1,321     | 11,376,637 |
|                                     |   | 1,711,326 | ..                     | 13,550,626 | 926,668   | 594,910   | ..        | 16,733,930 |
|                                     |   | 746,932   | ..                     | 1,216,056  | 1,199,571 | 773,696   | 4,000     | 11,940,306 |
| White (bleached)                    | 1931-32<br>1932-33<br>1933-34<br>1934-35<br>1935-36 | ..        | ..                     | 534,039    | 1,640     | ..        | ..        | 535,679    |
|                                     |   | 64,371    | ..                     | 2,269,502  | 700,298   | 3,676     | 559,596   | 3,597,488  |
|                                     |   | 1,770,021 | ..                     | 7,497,354  | 2,477,799 | 367,176   | 2,736,862 | 15,349,212 |
|                                     |   | 707,039   | ..                     | 3,995,936  | 1,927,172 | 395,148   | 154,104   | 7,179,449  |
|                                     |   | 199,560   | ..                     | 4,713,335  | 3,991,347 | 1,174,491 | 1,629,235 | 11,709,018 |
| Coloured, printed or dyed           | 1931-32<br>1932-33<br>1933-34<br>1934-35<br>1935-36 | ..        | ..                     | 672,306    | ..        | ..        | ..        | 672,306    |
|                                     |   | 113,820   | ..                     | 7,570,954  | 1,194,017 | 3,350     | 404,334   | 9,286,976  |
|                                     |   | 2,136,758 | ..                     | 7,356,632  | 3,003,048 | 530,033   | 739,534   | 14,311,100 |
|                                     |   | 959,736   | ..                     | 13,673,530 | 2,530,141 | 397,626   | 187,157   | 17,708,990 |
|                                     |   | 1,926,243 | ..                     | 12,320,432 | 3,010,959 | 670,221   | 311,491   | 17,609,351 |
| Liquors—<br>Ale, beer, porter, etc. | 1931-32<br>1932-33<br>1933-34<br>1934-35<br>1935-36 | 384,470   | ..                     | 11,702     | 39,603    | 21,375    | 393       | 458,543    |
|                                     |   | 2,310     | ..                     | 13,647     | 39,415    | 24,305    | 219       | 84,396     |
|                                     |   | 3,246     | ..                     | 23,990     | 23,533    | 17,333    | 596       | 64,197     |
|                                     |   | 10,657    | ..                     | 23,103     | 44,322    | 20,647    | 367       | 104,096    |
|                                     |   | 20,597    | ..                     | 41,433     | 50,620    | 13,736    | 2,011     | 133,447    |
| Spirit—<br>Brandy                   | 1931-32<br>1932-33<br>1933-34<br>1934-35<br>1935-36 | 59,313    | ..                     | 4,573      | 7,676     | 27,503    | 2,065     | 101,129    |
|                                     |   | 3,419     | ..                     | 2,972      | 6,167     | 23,734    | 1,236     | 43,578     |
|                                     |   | 5,046     | ..                     | 3,032      | 4,161     | 19,312    | 322       | 32,373     |
|                                     |   | 2,236     | ..                     | 3,616      | 2,333     | 20,490    | 1,046     | 30,301     |
|                                     |   | 3,227     | ..                     | 2,663      | 4,543     | 21,343    | 434       | 32,220     |
| Gin                                 | 1931-32<br>1932-33<br>1933-34<br>1934-35<br>1935-36 | 6,401     | ..                     | 1,304      | 4,543     | 9,745     | 913       | 22,905     |
|                                     |   | 4,301     | ..                     | 2,416      | 3,953     | 7,233     | 1,170     | 19,673     |
|                                     |   | 4,543     | ..                     | 1,793      | 3,904     | 7,333     | 623       | 13,106     |
|                                     |   | 3,763     | ..                     | 1,353      | 4,331     | 7,532     | 793       | 13,385     |
|                                     |   | 3,923     | ..                     | 3,791      | 5,611     | 6,231     | 734       | 22,375     |
| Liqueur                             | 1931-32<br>1932-33<br>1933-34<br>1934-35<br>1935-36 | 2,096     | ..                     | 513        | 153       | 1,064     | 60        | 4,786      |
|                                     |   | 390       | ..                     | 3,660      | 433       | 972       | 145       | 5,655      |
|                                     |   | 223       | ..                     | 2,039      | 309       | 730       | 31        | 3,337      |
|                                     |   | 415       | ..                     | 2,333      | 502       | 1,717     | 69        | 5,539      |
|                                     |   | 220       | ..                     | 4,240      | 316       | 1,911     | 11        | 7,198      |
| Rum                                 | 1931-32<br>1932-33<br>1933-34<br>1934-35<br>1935-36 | 742,007   | ..                     | 590        | 144       | 226       | 313       | 743,140    |
|                                     |   | 365       | ..                     | 420        | 17        | 234       | 157       | 1,193      |
|                                     |   | 334       | ..                     | 319        | 53        | 117       | ..        | 873        |
|                                     |   | 393       | ..                     | 230        | 23        | 169       | ..        | 1,320      |
|                                     |   | 301       | ..                     | 453        | 143       | 147       | ..        | 1,049      |
| Whisky                              | 1931-32<br>1932-33<br>1933-34<br>1934-35<br>1935-36 | 64,994    | ..                     | 10,003     | 10,310    | 10,933    | 6,032     | 102,552    |
|                                     |   | 21,313    | ..                     | 6,934      | 9,479     | 3,022     | 6,049     | 51,502     |
|                                     |   | 17,953    | ..                     | 5,431      | 9,333     | 9,237     | 4,223     | 46,687     |
|                                     |   | 11,703    | ..                     | 3,333      | 7,290     | 3,022     | 10,730    | 41,633     |
|                                     |   | 13,715    | ..                     | 9,340      | 11,049    | 6,399     | 6,372     | 43,776     |
| Other sorts of spirit               | 1931-32<br>1932-33<br>1933-34<br>1934-35<br>1935-36 | 22,295    | ..                     | 545        | 1,760     | 7,959     | 736       | 32,425     |
|                                     |   | 22,573    | ..                     | 310        | 1,073     | 7,233     | 570       | 31,819     |
|                                     |   | 22,500    | ..                     | 1,673      | 1,139     | 6,663     | 636       | 32,719     |
|                                     |   | 7,923     | ..                     | 1,313      | 932       | 9,333     | 497       | 20,023     |
|                                     |   | 7,561     | ..                     | 313        | 1,233     | 9,504     | 340       | 16,731     |

NOTE.—The figures represent stocks warehoused under bond, and not duty-paid goods lying in the warehouses outside customs authority.

No. 19—continued

QUANTITY of CERTAIN PRINCIPAL ARTICLES of MERCHANDISE (subject to CUSTOMS DUTY) IMPORTED into each PROVINCE of BRITISH INDIA, which remained in CUSTOMS BONDED WAREHOUSES on the 31st March, in each Official Year from 1931-32 to 1935-36—continued

| ARTICLES                                 |                 | BENGAL  | BIHAR AND ORISSA | BOMBAY | SIND      | MADRAS    | BURMA      | TOTAL     |            |
|--|-----------------|---------|------------------|--------|-----------|-----------|------------|-----------|------------|
| Liquors— <i>cond.</i>                    |                 |         |                  |        |           |           |            |           |            |
|  |                 | 1931-32 | 14,864           | ..     | 4,518     | 4,815     | 6,012      | 176       | 20,870     |
|  |                 | 1932-33 | 8,518            | ..     | 4,077     | 4,761     | 6,014      | 548       | 17,018     |
| Wines . . . . .                          | gals.           | 1933-34 | 3,614            | ..     | 3,005     | 6,880     | 6,166      | 430       | 19,051     |
|  |                 | 1934-35 | 5,125            | ..     | 4,281     | 4,817     | 6,916      | 318       | 21,452     |
|  |                 | 1935-36 | 2,067            | ..     | 4,614     | 7,654     | 3,276      | 250       | 20,861     |
| Matches . . . . .                        | Gross of boxes. | 1931-32 | 180,414          | ..     | 3,200     | 1,750     | ..         | ..        | 184,364    |
|  |                 | 1932-33 | ..               | ..     | ..        | ..        | ..         | ..        | ..         |
|  |                 | 1933-34 | ..               | ..     | ..        | ..        | ..         | ..        | ..         |
|  |                 | 1934-35 | ..               | ..     | ..        | ..        | ..         | ..        | ..         |
|  |                 | 1935-36 | 44               | ..     | ..        | ..        | ..         | ..        | 44         |
| Motor Cars* . . . . .                    | No.             | 1931-32 | ..               | ..     | ..        | ..        | ..         | ..        | ..         |
|  |                 | 1932-33 | 121              | ..     | 205       | 1         | 5          | 8         | 340        |
|  |                 | 1933-34 | 101              | ..     | 23        | 4         | 2          | ..        | 135        |
|  |                 | 1934-35 | 139              | ..     | 434       | 1         | 19         | ..        | 648        |
|  |                 | 1935-36 | 150              | ..     | 1,038     | 1         | 20         | ..        | 1,209      |
| Motor Omnibuses* . . . . .               | "               | 1931-32 | ..               | ..     | ..        | ..        | ..         | ..        | ..         |
|  |                 | 1932-33 | 12               | ..     | 78        | 2         | ..         | 9         | 101        |
|  |                 | 1933-34 | 11               | ..     | 44        | ..        | ..         | 3         | 58         |
|  |                 | 1934-35 | 38               | ..     | 267       | ..        | 2          | ..        | 302        |
|  |                 | 1935-36 | 11               | ..     | 464       | 1         | ..         | ..        | 476        |
| Oils (mineral)—<br>Kerosene] . . . . .   | gals.           | 1931-32 | 1,394,661        | ..     | 2,464,791 | 2,469,708 | ..         | ..        | 7,319,056  |
|  |                 | 1932-33 | ..               | ..     | 1,430,000 | ..        | 466,158    | ..        | 1,946,158  |
|  |                 | 1933-34 | 1,946,922        | ..     | 1,017,752 | 915,508   | 466,158    | ..        | 5,246,340  |
|  |                 | 1934-35 | ..               | ..     | 1,571,633 | 43,563    | 466,158    | ..        | 2,086,254  |
|  |                 | 1935-36 | 389,389          | ..     | 3,484,275 | ..        | 468,358    | ..        | 4,822,522  |
| Fuel . . . . .                           | "               | 1931-32 | 2,791,228        | ..     | 1,836,472 | 789,259   | 6,065,010  | 7,935,498 | 20,468,127 |
|  |                 | 1932-33 | 1,327,075        | ..     | 1,168,764 | 1,333,726 | 3,539,519  | 6,449,748 | 18,848,832 |
|  |                 | 1933-34 | 1,938,421        | ..     | 1,468,175 | 1,235,547 | 14,403,217 | 1,119,652 | 20,165,012 |
|  |                 | 1934-35 | 2,236,056        | ..     | 1,692,606 | 530,732   | 14,963,931 | 1,225,208 | 20,648,533 |
|  |                 | 1935-36 | 1,639,153        | ..     | 2,956,029 | 1,207,069 | 16,964,706 | 4,602,539 | 27,669,496 |
| Lubricating] . . . . .                   | "               | 1931-32 | 4,726,238        | ..     | ..        | ..        | ..         | 2,056     | 4,728,224  |
|  |                 | 1932-33 | 873,193          | ..     | ..        | ..        | ..         | 1,333     | 874,531    |
|  |                 | 1933-34 | ..               | ..     | ..        | ..        | ..         | ..        | ..         |
|  |                 | 1934-35 | ..               | ..     | ..        | ..        | ..         | ..        | ..         |
|  |                 | 1935-36 | ..               | ..     | ..        | ..        | 140        | ..        | 140        |
| Salt . . . . .                           | tons            | 1931-32 | 75,264           | ..     | 7         | ..        | ..         | 16,697    | 91,968     |
|  |                 | 1932-33 | 125,523          | ..     | 2         | ..        | ..         | 29,009    | 154,534    |
|  |                 | 1933-34 | 32,690           | ..     | 1         | ..        | ..         | 5,693     | 38,389     |
|  |                 | 1934-35 | 42,366           | ..     | 1         | ..        | ..         | 6,452     | 48,899     |
|  |                 | 1935-36 | 79,432           | ..     | 3         | ..        | 15         | 4,643     | 84,093     |
| Sugar . . . . .                          | "               | 1931-32 | 9                | ..     | 11,835    | 7,912     | 2,497      | 1,149     | 23,402     |
|  |                 | 1932-33 | 4                | ..     | 2,679     | 5,133     | 1,047      | 720       | 9,638      |
|  |                 | 1933-34 | ..               | ..     | 191       | 2,165     | 172        | ..        | 2,528      |
|  |                 | 1934-35 | 26               | ..     | 53,78     | 5,177     | 534        | ..        | 11,115     |
|  |                 | 1935-36 | 44               | ..     | 10,334    | 11,336    | 1,399      | ..        | 24,704     |
| Tobacco, manufactured and unmanufactured | lbs.            | 1931-32 | 904,401          | ..     | 9,938     | 6,650     | 489,788    | 3,356     | 1,414,133  |
|  |                 | 1932-33 | 315,426          | ..     | 49,757    | 32,008    | 599,935    | 7,535     | 1,004,711  |
|  |                 | 1933-34 | 117,238          | ..     | 39,308    | 19,645    | 623,529    | 6,612     | 811,332    |
|  |                 | 1934-35 | 615,168          | ..     | 23,038    | 9,130     | 643,277    | 4,742     | 1,298,406  |
|  |                 | 1935-36 | 330,532          | ..     | 1,650     | 10,053    | 659,393    | 22,700    | 1,025,434  |

NOTE—The figures represent stocks & are bonded under bond, and not duty-paid goods lying in the warehouses outside customs authority.  
\*Figures prior to 1932-33 are not available.

( 647 ) .

**ACCOUNTS**

**OF THE**

**TRADE OF THE FRENCH POSSESSIONS IN INDIA.**

**Ending 31st March 1936, and the four preceding years.**



ABSTRACT TABLES

( 648 )

FRENCH POSSESSIONS

Note.—These tables have been compiled from statistics furnished by the Government of the French Possessions in India

No. 1

VALUE of the SEA-BORNE FOREIGN and COASTING TRADE, in each Official Year from 1931-32 to 1935-36

|   |                         | 1931-32     | 1932-33     | 1933-34     | 1934-35     | 1935-36     |
|---|-------------------------|-------------|-------------|-------------|-------------|-------------|
|   |                         | R           | R           | R           | R           | R           |
| <b>FOREIGN TRADE.</b>                             |                         |             |             |             |             |             |
| IMPORTS   | { MERCHANDISE . . . . . | 48,04,428   | 50,61,995   | 71,95,698   | 98,29,668   | 1,48,84,664 |
|   | { TREASURE . . . . .    | 16,49,047   | 12,61,441   | 11,50,598   | 2,65,771    | ..          |
|   | TOTAL . . . . .         | 64,53,475   | 63,23,436   | 83,46,291   | 1,00,95,434 | 1,48,84,664 |
| EXPORTS   | { MERCHANDISE . . . . . | 2,01,32,130 | 1,88,72,468 | 1,61,08,895 | 2,07,15,851 | 1,15,26,366 |
|   | { TREASURE . . . . .    | ..          | ..          | ..          | ..          | ..          |
|   | TOTAL . . . . .         | 2,01,32,130 | 1,88,72,468 | 1,61,08,895 | 2,07,15,851 | 1,15,26,366 |
| TOTAL IMPORTS AND EXPORTS . . . . .               |                         | 2,65,44,605 | 2,51,95,904 | 2,44,54,686 | 2,08,11,285 | 2,59,11,019 |
| <b>COASTING TRADE</b>                             |                         |             |             |             |             |             |
| IMPORTS   | { MERCHANDISE . . . . . | 36,09,566   | 23,03,284   | 45,69,563   | 54,34,200   | 60,96,819   |
|   | { TREASURE . . . . .    | 5,68,805    | 37,10,082   | 29,19,255   | 11,40,304   | ..          |
|   | TOTAL . . . . .         | 41,78,371   | 60,13,366   | 74,88,818   | 65,74,504   | 60,96,819   |
| EXPORTS   | { MERCHANDISE . . . . . | 1,30,144    | 1,26,147    | 7,67,917    | 2,22,157    | 3,61,922    |
|   | { TREASURE . . . . .    | ..          | ..          | ..          | ..          | ..          |
|   | TOTAL . . . . .         | 1,30,144    | 1,26,147    | 7,67,917    | 2,22,157    | 3,61,922    |
| TOTAL IMPORTS AND EXPORTS . . . . .               |                         | 48,08,515   | 62,29,468   | 82,56,735   | 67,96,661   | 64,58,741   |
| <b>TOTAL FOREIGN AND COASTING TRADE</b> . . . . . |                         | 2,08,58,420 | 2,14,25,367 | 2,27,11,421 | 2,75,93,086 | 2,23,69,760 |

No. 2

VALUE of the TOTAL IMPORTS and EXPORTS at each PORT, in each Official Year from 1931-32 to 1935-36

|                    |                               | 1931-32     | 1932-33     | 1933-34     | 1934-35     | 1935-36     |
|--------------------|-------------------------------|-------------|-------------|-------------|-------------|-------------|
|                    |                               | R           | R           | R           | R           | R           |
| <b>POENCHERRY—</b> |                               |             |             |             |             |             |
| Imports            | { Foreign countries . . . . . | 18,41,318   | 25,26,756   | 49,40,402   | 72,08,300   | 1,13,38,333 |
|                    | { Coast ports . . . . .       | 34,06,289   | 50,75,351   | 56,87,081   | 52,41,924   | 57,91,588   |
| Exports            | { Foreign countries . . . . . | 2,00,74,680 | 1,87,08,926 | 1,00,48,906 | 2,06,58,793 | 1,14,89,314 |
|                    | { Coast ports . . . . .       | 78,179      | 44,909      | 7,28,132    | 1,94,133    | 3,44,812    |
| TOTAL . . . . .    |                               | 2,58,95,414 | 2,64,45,942 | 2,73,99,521 | 2,32,98,150 | 2,89,64,047 |
| <b>KARikal—</b>    |                               |             |             |             |             |             |
| Imports            | { Foreign countries . . . . . | 45,71,159   | 37,96,680   | 34,05,889   | 28,92,134   | 30,46,321   |
|                    | { Coast ports . . . . .       | 7,72,832    | 10,27,965   | 13,01,737   | 13,22,970   | 3,05,231    |
| Exports            | { Foreign countries . . . . . | 57,500      | 13,342      | 64,489      | 57,058      | 37,051      |
|                    | { Coast ports . . . . .       | 56,965      | 31,318      | 39,785      | 28,924      | 17,110      |
| TOTAL . . . . .    |                               | 84,58,066   | 49,79,425   | 53,11,900   | 42,99,896   | 34,05,713   |

No. 3

VALUE of the IMPORTS by SEA of MERCHANDISE from each FOREIGN COUNTRY and from INDIAN PORTS, in each Official Year from 1931-32 to 1935-36

| COUNTRIES                      | 1931-32     |           |             | 1932-33     |           |             | 1933-34     |           |             | 1934-35     |           |             | 1935-36     |          |             |
|--------------------------------|-------------|-----------|-------------|-------------|-----------|-------------|-------------|-----------|-------------|-------------|-----------|-------------|-------------|----------|-------------|
|                                | Merchandise | Treasure  | TOTAL       | Merchandise | Treasure  | TOTAL       | Merchandise | Treasure  | TOTAL       | Merchandise | Treasure  | TOTAL       | Merchandise | Treasure | TOTAL       |
|                                | R           | R         | R           | R           | R         | R           | R           | R         | R           | R           | R         | R           | R           | R        | R           |
| <b>EUROPE—</b>                 |             |           |             |             |           |             |             |           |             |             |           |             |             |          |             |
| United Kingdom                 | ..          | ..        | ..          | 45,119      | ..        | 45,119      | 1,45,750    | 3,68,500  | 5,14,250    | 3,03,551    | ..        | 3,03,551    | 7,79,095    | ..       | 7,79,095    |
| France . .                     | 6,84,783    | 20,571    | 7,05,354    | 5,61,099    | 46,740    | 6,07,839    | 4,68,709    | ..        | 4,68,709    | 3,42,283    | ..        | 3,42,283    | 7,26,478    | ..       | 7,26,478    |
| Russia . .                     | 20,93,322   | ..        | 20,93,322   | 19,35,084   | ..        | 19,35,084   | 18,68,784   | ..        | 18,68,784   | ..          | ..        | ..          | ..          | ..       | ..          |
| <b>ASIA—</b>                   |             |           |             |             |           |             |             |           |             |             |           |             |             |          |             |
| Straits Settlements            | 17,58,590   | 15,27,476 | 32,86,066   | 19,40,358   | 11,30,701 | 30,71,059   | 33,42,108   | 7,82,093  | 41,24,201   | 46,15,179   | 2,65,771  | 48,80,350   | 66,76,783   | ..       | 66,76,783   |
| <b>OTHER COUNTRIES</b>         | 3,27,783    | ..        | 3,27,783    | 6,76,735    | 84,000    | 7,60,735    | 13,70,347   | ..        | 13,70,347   | 40,68,650   | ..        | 40,68,650   | 62,01,698   | ..       | 62,01,698   |
| <b>TOTAL FOREIGN COUNTRIES</b> | 48,64,423   | 15,48,047 | 64,12,470   | 50,61,995   | 12,61,441 | 63,23,436   | 71,95,693   | 11,50,593 | 83,46,286   | 98,29,663   | 2,65,771  | 1,00,95,434 | 1,43,84,054 | ..       | 1,43,84,054 |
| <b>BRITISH INDIAN PORTS</b>    | 36,98,035   | 5,68,805  | 42,66,840   | 23,68,417   | 37,10,082 | 60,78,499   | 44,45,749   | 29,19,255 | 73,65,004   | 53,92,864   | 11,40,304 | 65,33,168   | 60,41,073   | ..       | 60,41,073   |
| <b>FRENCH INDIAN PORTS</b>     | 11,931      | ..        | 11,931      | 24,867      | ..        | 24,867      | 1,23,814    | ..        | 1,23,814    | 31,426      | ..        | 31,426      | 55,147      | ..       | 55,147      |
| <b>TOTAL INDIAN PORTS</b>      | 38,09,966   | 5,68,805  | 43,78,771   | 23,93,284   | 37,10,082 | 61,03,366   | 45,69,563   | 29,19,255 | 74,88,818   | 54,24,290   | 11,40,304 | 65,64,584   | 60,96,220   | ..       | 60,96,220   |
| <b>GRAND TOTAL</b>             | 84,74,389   | 21,16,852 | 1,05,91,241 | 74,55,279   | 49,71,473 | 1,24,26,752 | 1,17,65,256 | 40,69,848 | 1,58,35,104 | 1,52,53,953 | 14,06,075 | 1,66,60,028 | 2,04,81,473 | ..       | 2,04,81,473 |

No. 4

VALUE of the EXPORTS by SEA of MERCHANDISE to each FOREIGN COUNTRY and to INDIAN PORTS, in each Official Year from 1931-32 to 1935-36

| COUNTRIES                      | 1931-32     |          |             | 1932-33     |          |             | 1933-34     |          |             | 1934-35     |          |             | 1935-36     |          |             |
|--------------------------------|-------------|----------|-------------|-------------|----------|-------------|-------------|----------|-------------|-------------|----------|-------------|-------------|----------|-------------|
|                                | Merchandise | Treasure | TOTAL       | Merchandise | Treasure | TOTAL       | Merchandise | Treasure | TOTAL       | Merchandise | Treasure | TOTAL       | Merchandise | Treasure | TOTAL       |
|                                | R           | R        | R           | R           | R        | R           | R           | R        | R           | R           | R        | R           | R           | R        | R           |
| <b>EUROPE—</b>                 |             |          |             |             |          |             |             |          |             |             |          |             |             |          |             |
| United Kingdom                 | 2,66,325    | ..       | 2,66,325    | 7,246       | ..       | 7,246       | 2,164       | ..       | 2,164       | 40,683      | ..       | 40,683      | 7,020       | ..       | 7,020       |
| France . .                     | 58,44,068   | ..       | 58,44,068   | 20,96,585   | ..       | 20,96,585   | 32,34,421   | ..       | 32,34,421   | 29,02,909   | ..       | 29,02,909   | 31,27,014   | ..       | 31,27,014   |
| <b>ASIA—</b>                   |             |          |             |             |          |             |             |          |             |             |          |             |             |          |             |
| Straits Settlements            | 31,30,623   | ..       | 31,30,623   | 19,95,843   | ..       | 19,95,843   | 14,96,039   | ..       | 14,96,039   | 9,20,504    | ..       | 9,20,504    | 9,25,832    | ..       | 9,25,832    |
| <b>OTHER COUNTRIES</b>         | 1,08,91,109 | ..       | 1,08,91,109 | 1,33,72,704 | ..       | 1,33,72,704 | 1,13,75,771 | ..       | 1,13,75,771 | 1,68,51,806 | ..       | 1,68,51,806 | 74,66,499   | ..       | 74,66,499   |
| <b>TOTAL FOREIGN COUNTRIES</b> | 2,01,32,130 | ..       | 2,01,32,130 | 1,33,72,468 | ..       | 1,33,72,468 | 1,61,08,396 | ..       | 1,61,08,396 | 2,07,15,861 | ..       | 2,07,15,861 | 1,15,26,365 | ..       | 1,15,26,365 |
| <b>BRITISH INDIAN PORTS</b>    | 59,091      | ..       | 59,091      | 99,727      | ..       | 99,727      | 1,31,898    | ..       | 1,31,898    | 1,73,133    | ..       | 1,73,133    | 2,90,400    | ..       | 2,90,400    |
| <b>FRENCH INDIAN PORTS</b>     | 71,053      | ..       | 71,053      | 26,420      | ..       | 26,420      | 6,36,019    | ..       | 6,36,019    | 49,034      | ..       | 49,034      | 71,522      | ..       | 71,522      |
| <b>TOTAL INDIAN PORTS</b>      | 1,30,144    | ..       | 1,30,144    | 1,26,147    | ..       | 1,26,147    | 7,67,917    | ..       | 7,67,917    | 2,22,167    | ..       | 2,22,167    | 3,61,922    | ..       | 3,61,922    |
| <b>GRAND TOTAL</b>             | 2,02,62,274 | ..       | 2,02,62,274 | 1,35,08,615 | ..       | 1,35,08,615 | 1,68,76,313 | ..       | 1,68,76,313 | 2,09,38,028 | ..       | 2,09,38,028 | 1,18,88,287 | ..       | 1,18,88,287 |

GENERAL IMPORTS  
FRENCH POSSESSIONS

( 650 )

No. 5

QUANTITY and VALUE of PRINCIPAL and other ARTICLES of MERCHANDISE IMPORTED by SEA  
from FOREIGN COUNTRIES, in each Official Year from 1931-32 to 1935-36

| ARTICLES  | QUANTITY |         |         |         |         | VALUE     |           |           |             |             |
|---|----------|---------|---------|---------|---------|-----------|-----------|-----------|-------------|-------------|
|   | 1931-32  | 1932-33 | 1933-34 | 1934-35 | 1935-36 | 1931-32   | 1932-33   | 1933-34   | 1934-35     | 1935-36     |
| Apparel . . . . . value . . .                   | —        | —       | —       | —       | —       | 9,480     | 12,690    | 9,053     | 23,876      | 18,567      |
| Arms, Ammunition and Military Stores—           |          |         |         |         |         |           |           |           |             |             |
| Gunpowder . . . . . 100 kilogs . . .            | —        | —       | 3       | 1       | —       | 123       | —         | 768       | 83          | —           |
| Other sorts . . . . . value . . .               | —        | —       | —       | —       | —       | —         | —         | 419       | —           | —           |
| Building and Engineering materials—             |          |         |         |         |         |           |           |           |             |             |
| Bricks and tiles . . . . . 100 kilogs . . .     | —        | 50      | 58      | 101     | 60      | —         | 1,510     | 1,150     | 1,560       | 913         |
| Asphalt . . . . . 100 kilogs . . .              | —        | —       | —       | 1,390   | —       | —         | —         | —         | 8,108       | —           |
| Candles . . . . . 100 kilogs . . .              | 14       | 3       | 6       | 76      | 88      | 2,426     | 225       | 450       | 3,456       | 15,234      |
| Canes and Battans . . . . . 100 kilogs . . .    | 33       | 84      | 136     | 139     | 227     | 2,800     | 7,116     | 3,660     | 5,080       | 7,465       |
| Chemicals—                                      |          |         |         |         |         |           |           |           |             |             |
| Soda . . . . . 100 kilogs . . .                 | 342      | 219     | 186     | 1,174   | 84      | 25,650    | 6,914     | 10,391    | 46,410      | 3,331       |
| Other sorts . . . . . 100 kilogs . . .          | 3,525    | 3,107   | 718     | 5,726   | 3,076   | 2,03,640  | 2,62,092  | 1,42,244  | 4,00,445    | 2,13,810    |
| Coffee . . . . . 100 kilogs . . .               | 259      | 368     | 135     | —       | —       | 32,135    | 22,135    | 9,433     | —           | —           |
| Dyeing and Tanning substances—                  |          |         |         |         |         |           |           |           |             |             |
| Indigo . . . . . 100 kilogs . . .               | 108      | 235     | 583     | 818     | 259     | 10,526    | 22,530    | 54,556    | 86,700      | 51,791      |
| Turmeric . . . . . 100 kilogs . . .             | —        | —       | —       | —       | —       | 15        | —         | —         | —           | —           |
| Earthenware and Porcelain—                      |          |         |         |         |         |           |           |           |             |             |
| Earthenware . . . . . 100 kilogs . . .          | 16       | 10      | 72      | 20      | 56      | 2,012     | 870       | 3,743     | 1,120       | 2,750       |
| Porcelain . . . . . 100 kilogs . . .            | 20       | 18      | 66      | 35      | 157     | 3,050     | 1,300     | 7,500     | 3,363       | 10,983      |
| Fruits and Vegetables—                          |          |         |         |         |         |           |           |           |             |             |
| Onions . . . . . 100 kilogs . . .               | —        | —       | 20      | —       | —       | —         | —         | 310       | —           | —           |
| Coconuts . . . . . 100 kilogs . . .             | —        | —       | 3       | 60      | 1,229   | —         | —         | 40        | 774         | 4,349       |
| Tamarind . . . . . 100 kilogs . . .             | —        | —       | —       | —       | 64      | —         | —         | —         | —           | 1,183       |
| Furniture and Cabinetware . . . . . value . . . | —        | —       | —       | —       | —       | 7,945     | 10,746    | 8,459     | 12,871      | 8,775       |
| Glass and Glasware . . . . . value . . .        | —        | —       | —       | —       | —       | 2,635     | 2,505     | 22,018    | 38,718      | 27,997      |
| Grain, Pulse, and Flour—                        |          |         |         |         |         |           |           |           |             |             |
| Rice in the husk . . . . . 100 kilogs . . .     | —        | —       | —       | 2,430   | 4,151   | —         | —         | —         | 12,184      | 19,365      |
| Rice not in the husk . . . . . 100 kilogs . . . | 9,174    | 12,120  | 15,332  | 93,230  | 116,942 | 65,975    | 72,777    | 1,05,848  | 7,33,356    | 3,96,652    |
| Flour . . . . . 100 kilogs . . .                | 221      | 412     | 422     | 334     | 316     | 15,631    | 14,748    | 11,428    | 15,463      | 11,561      |
| Other sorts . . . . . 100 kilogs . . .          | 50       | 89      | 43      | 1,801   | 134     | 1,000     | 1,666     | 598       | 23,714      | 2,550       |
| Gums and Resins—                                |          |         |         |         |         |           |           |           |             |             |
| . . . . . 100 kilogs . . .                      | 270      | 690     | 730     | 690     | 552     | 18,355    | 51,710    | 40,640    | 40,970      | 29,320      |
| Liquors—  |          |         |         |         |         |           |           |           |             |             |
| Wines and liqueurs . . . . . litres . . .       | —        | 131,396 | —       | —       | —       | —         | —         | —         | —           | —           |
| . . . . . 100 kilogs . . .                      | 1,627    | —       | 2,125   | 2,310   | 3,667   | 1,18,312  | 1,69,859  | 1,98,322  | 1,32,142    | 1,93,411    |
| Metals and Ores . . . . . 100 kilogs . . .      | 444      | —       | 1,995   | 3,562   | 24,528  | 31,674    | 100       | 95,710    | 2,54,913    | 7,28,790    |
| Oils . . . . . 100 kilogs . . .                 | 106,739  | 88,303  | 90,220  | 82,266  | 97,537  | 20,97,234 | 18,47,064 | 18,66,318 | 16,45,786   | 18,64,903   |
| Paper and Pasteboard . . . . . 100 kilogs . . . | 117      | 264     | 406     | 318     | 379     | 17,160    | 17,700    | 20,220    | 50,331      | 23,204      |
| Perfumery . . . . . value . . .                 | —        | —       | —       | —       | —       | 320       | —         | 41,138    | 63,150      | 84,763      |
| Pitch and Tar . . . . . 100 kilogs . . .        | —        | —       | —       | —       | 1,318   | —         | —         | —         | —           | 3,143       |
| Plants, living . . . . . value . . .            | —        | —       | —       | —       | —       | —         | 3,925     | 3,634     | —           | 3,073       |
| Provisions and Oilman's stores—                 |          |         |         |         |         |           |           |           |             |             |
| Vinegar . . . . . 100 kilogs . . .              | 60       | —       | 40      | 44      | 56      | —         | 1,250     | 1,244     | 1,176       | 1,675       |
| Salted or preserved . . . . . litres . . .      | —        | 4,550   | —       | —       | —       | —         | —         | —         | —           | —           |
| . . . . . 100 kilogs . . .                      | 123      | 75      | 91      | 81      | 109     | 13,375    | 12,220    | 13,816    | 13,566      | 19,125      |
| Seeds—  |          |         |         |         |         |           |           |           |             |             |
| Copra . . . . . 100 kilogs . . .                | 10       | —       | —       | —       | 233     | 300       | —         | —         | —           | 3,136       |
| Groundnut . . . . . 100 kilogs . . .            | 16       | —       | 86      | —       | —       | 362       | —         | 894       | —           | —           |
| Spices—   |          |         |         |         |         |           |           |           |             |             |
| Betelnuts . . . . . 100 kilogs . . .            | 24,140   | 24,770  | 23,790  | 23,137  | 30,685  | 9,18,990  | 11,78,976 | 3,72,270  | 4,71,875    | 7,33,345    |
| Chillies . . . . . 100 kilogs . . .             | —        | —       | 247     | 56      | 424     | —         | —         | 9,765     | 1,044       | 7,571       |
| Pepper . . . . . 100 kilogs . . .               | 279      | 283     | 234     | 230     | 357     | 30,330    | 30,045    | 31,301    | 29,377      | 41,303      |
| Other sorts . . . . . 100 kilogs . . .          | 46       | 20      | 50      | 2       | 10      | 1,478     | 1,830     | 1,130     | 28          | 204         |
| Sugar—  |          |         |         |         |         |           |           |           |             |             |
| Refined Sugar . . . . . 100 kilogs . . .        | 3,331    | 9,760   | 30,166  | 35,615  | 41,790  | 1,22,686  | 117,462   | 1,96,357  | 3,30,849    | 4,61,983    |
| Molasses . . . . . 100 kilogs . . .             | 7,500    | 3,640   | 5,930   | —       | —       | 1,01,830  | 92,120    | 1,06,304  | —           | —           |
| Textiles—                                       |          |         |         |         |         |           |           |           |             |             |
| Cotton—   |          |         |         |         |         |           |           |           |             |             |
| Raw . . . . . 100 kilogs . . .                  | 423      | —       | 432     | 105     | 71      | 23,540    | 140       | 23,023    | 6,735       | 12,200      |
| Manufactures . . . . . 100 kilogs . . .         | 1,412    | 2,400   | 5,351   | 7,031   | 7,936   | 2,74,856  | 4,18,931  | 3,57,812  | 11,36,163   | 14,45,740   |
| Jute—   |          |         |         |         |         |           |           |           |             |             |
| Manufactures—                                   |          |         |         |         |         |           |           |           |             |             |
| Gunny bags . . . . . 100 kilogs . . .           | 91       | 156     | 120     | 58      | 174     | 9,760     | 11,173    | 12,530    | 7,250       | 21,000      |
| Tobacco . . . . . 100 kilogs . . .              | 41       | 51      | 60      | 60      | 170     | 12,110    | 17,365    | 12,218    | 3,710       | 1,05,952    |
| Wood and timber . . . . . value . . .           | —        | —       | —       | —       | —       | 7,275     | 52,439    | 3,452     | 37,093      | 34,040      |
| All other articles . . . . . value . . .        | —        | —       | —       | —       | —       | 6,74,273  | 5,95,366  | 23,77,532 | 40,30,734   | 72,07,383   |
| TOTAL MERCHANDISE . . . . .                     | —        | —       | —       | —       | —       | 48,04,422 | 50,61,995 | 71,95,698 | 98,29,663   | 1,43,94,654 |
| TREASURE . . . . .                              | —        | —       | —       | —       | —       | 15,48,047 | 12,61,441 | 11,50,593 | 2,65,771    | —           |
| TOTAL MERCHANDISE AND TREASURE . . . . .        | —        | —       | —       | —       | —       | 64,12,475 | 63,28,436 | 83,46,291 | 1,00,95,434 | 1,43,94,654 |

QUANTITY and VALUE of PRINCIPAL and other ARTICLES of MERCHANDISE (FOREIGN and INDIAN)  
EXPORTED by SEA to FOREIGN COUNTRIES, in each Official Year from 1931-32 to 1935-36

| ARTICLES   | QUANTITY |         |         |         |         | VALUE       |             |             |             |             |
|--|----------|---------|---------|---------|---------|-------------|-------------|-------------|-------------|-------------|
|  | 1931-32  | 1932-33 | 1933-34 | 1934-35 | 1935-36 | 1931-32     | 1932-33     | 1933-34     | 1934-35     | 1935-36     |
|  |          |         |         |         |         | B           | B           | B           | B           | B           |
| Apparel . . . . . value                          | --       | --      | --      | --      | --      | ..          | ..          | 2,880       | ..          | ..          |
| <b>Building and Engineering Materials—</b>       |          |         |         |         |         |             |             |             |             |             |
| Bricks and tiles . . . . . 100 kilogs            | ..       | ..      | 29      | ..      | ..      | ..          | ..          | 1,397       | ..          | ..          |
| Chemicals . . . . . 100 kilogs                   | ..       | ..      | 13      | ..      | 34      | ..          | 80          | 3,536       | ..          | 8,368       |
| Coffee . . . . . 100 kilogs                      | 80       | 18      | 16      | 11      | 4       | 4,880       | 2,908       | 1,335       | 899         | 306         |
| <b>Dyeing and Tanning substances—</b>            |          |         |         |         |         |             |             |             |             |             |
| Indigo . . . . . 100 kilogs                      | 2        | 18      | 7       | ..      | 28      | 520         | 3,000       | 1,279       | ..          | 6,570       |
| <b>Earthenware and Porcelain . . . . . value</b> | --       | --      | --      | --      | --      | 6,040       | 10,710      | 1,408       | 2,718       | 2,886       |
| <b>Fruits and Vegetables—</b>                    |          |         |         |         |         |             |             |             |             |             |
| <b>Fresh Fruits and Vegetables—</b>              |          |         |         |         |         |             |             |             |             |             |
| Onions . . . . . 100 kilogs                      | 15,106   | 13,840  | 4,711   | 3,320   | 4,704   | 1,20,852    | 83,028      | 26,354      | 25,005      | 41,952      |
| Tamarind . . . . . 100 kilogs                    | ..       | ..      | ..      | 16      | ..      | ..          | ..          | ..          | 233         | ..          |
| Glass and Glassware . . . . . 100 kilogs         | --       | --      | --      | --      | --      | 75          | ..          | ..          | ..          | ..          |
| <b>Grain, Pulse, and Flour—</b>                  |          |         |         |         |         |             |             |             |             |             |
| Rice in the husk . . . . . 100 kilogs            | ..       | 47      | ..      | ..      | ..      | ..          | 312         | ..          | ..          | ..          |
| Rice not in the husk . . . . . 100 kilogs        | 1,218    | 3,121   | 3,724   | 4,360   | 1,962   | 18,726      | 41,368      | 42,234      | 46,423      | 22,792      |
| Wheat flour . . . . . 100 kilogs                 | 30       | 20      | 30      | ..      | 11      | 2,470       | 1,460       | 1,490       | ..          | 480         |
| Other sorts . . . . . 100 kilogs                 | 7        | 22      | 29      | 27      | 28      | 200         | 372         | 388         | 420         | 646         |
| Jewellery . . . . . 100 kilogs                   | ..       | ..      | ..      | ..      | ..      | ..          | ..          | ..          | ..          | 600         |
| <b>Liquors—</b>                                  |          |         |         |         |         |             |             |             |             |             |
| Spirit (arrack) . . . . . litres                 | ..       | 2,400   | ..      | ..      | ..      | ..          | 3,600       | ..          | ..          | ..          |
| Wines . . . . . litres                           | ..       | 204     | ..      | ..      | ..      | ..          | 255         | 1,321       | ..          | ..          |
| Metals and Ores . . . . . 100 kilogs             | ..       | ..      | 3       | ..      | ..      | ..          | ..          | ..          | ..          | ..          |
| Oil . . . . . 100 kilogs                         | 1        | ..      | 14      | ..      | 14      | 660         | ..          | 1,000       | ..          | 1,800       |
| Oil . . . . . 100 kilogs                         | 2        | ..      | ..      | 8       | 68      | 732         | 50          | 69          | 831         | 10,855      |
| Paper and Pasteboard . . . . . 100 kilogs        | ..       | ..      | 9       | ..      | 15      | 150         | 180         | 315         | ..          | 1,196       |
| Perfumery . . . . . value                        | --       | --      | --      | --      | --      | 280         | 340         | 1,142       | 70          | 1,225       |
| <b>Provisions and Oilmen's stores—</b>           |          |         |         |         |         |             |             |             |             |             |
| Dry and salted . . . . . 100 kilogs              | 250      | 761     | 88      | 163     | 483     | 6,255       | 16,128      | 2,200       | 4,523       | 15,427      |
| Preserved . . . . . 100 kilogs                   | 1        | ..      | ..      | 20      | 70      | 690         | 390         | ..          | 800         | 3,768       |
| <b>Seeds—</b>                                    |          |         |         |         |         |             |             |             |             |             |
| Groundnuts . . . . . 100 kilogs                  | 371,450  | 249,910 | 408,631 | 574,170 | 466,280 | 69,64,800   | 36,91,937   | 40,45,934   | 57,41,680   | 49,65,934   |
| <b>Spices—</b>                                   |          |         |         |         |         |             |             |             |             |             |
| Betalnuts . . . . . 100 kilogs                   | 222      | 11      | ..      | ..      | ..      | 9,768       | 660         | ..          | ..          | ..          |
| Chillies . . . . . 100 kilogs                    | 1        | 1       | 6       | ..      | ..      | 15          | 25          | 114         | ..          | ..          |
| Other sorts . . . . . 100 kilogs                 | 1        | ..      | 60      | 35      | 3       | 140         | 230         | 1,145       | 2,833       | 115         |
| <b>Textiles—</b>                                 |          |         |         |         |         |             |             |             |             |             |
| <b>Cotton—</b>                                   |          |         |         |         |         |             |             |             |             |             |
| Raw . . . . . 100 kilogs                         | ..       | ..      | ..      | ..      | 4       | ..          | ..          | ..          | ..          | 48          |
| Manufactures . . . . . 100 kilogs                | 32,032   | 47,730  | 44,055  | 46,900  | 33,187  | 86,96,285   | 1,41,65,772 | 1,17,17,307 | 1,39,22,044 | 57,44,652   |
| Jute gunny bags . . . . . 100 kilogs             | ..       | ..      | ..      | ..      | 1       | ..          | ..          | ..          | ..          | 10          |
| Tobacco . . . . . 100 kilogs                     | ..       | ..      | 20      | ..      | ..      | ..          | 1,100       | 1,510       | ..          | ..          |
| Wood and Timber . . . . . 100 kilogs             | 3,230    | ..      | ..      | ..      | ..      | 8,376       | ..          | ..          | ..          | ..          |
| All other articles . . . . . value               | --       | --      | --      | --      | --      | 42,94,716   | 3,48,593    | 2,54,038    | 9,61,372    | 6,96,846    |
| <b>TOTAL MERCHANDISE</b>                         | --       | --      | --      | --      | --      | 2,01,32,130 | 1,88,72,468 | 1,61,08,395 | 2,07,15,851 | 1,15,26,365 |
| <b>TREASURE</b>                                  | --       | --      | --      | --      | --      | ..          | ..          | ..          | ..          | ..          |
| <b>TOTAL MERCHANDISE AND TREASURE</b>            | --       | --      | --      | --      | --      | 2,01,32,130 | 1,88,72,468 | 1,61,08,395 | 2,07,15,851 | 1,15,26,365 |

GENERAL IMPORTS  
FRENCH POSSESSIONS

( 652 )

No. 7

QUANTITY and VALUE of PRINCIPAL and other ARTICLES of MERCHANDISE, IMPORTED by SEA  
from INDIAN PORTS, in each Official Year from 1931-32 to 1935-36

| ARTICLES   | QUANTITY |         |         |         |         | VALUE     |           |           |           |           |
|--|----------|---------|---------|---------|---------|-----------|-----------|-----------|-----------|-----------|
|  | 1931-32  | 1932-33 | 1933-34 | 1934-35 | 1935-36 | 1931-32   | 1932-33   | 1933-34   | 1934-35   | 1935-36   |
|  |          |         |         |         |         | R         | R         | R         | R         | R         |
| Apparel . . . . . value                            | —        | —       | —       | —       | —       | 320       | 60        | 7,702     | 2,300     | 3,200     |
| Arms, Ammunitions and Military stores—             |          |         |         |         |         |           |           |           |           |           |
| Gunpowder . . . . . value                          | —        | —       | —       | —       | —       | 900       | ..        | 2,305     | 7,000     | ..        |
| Shots . . . . . "                                  | —        | —       | —       | —       | —       | 200       | 100       | 171       | 800       | ..        |
| Other sorts . . . . . "                            | —        | —       | —       | —       | —       | ..        | 410       | 690       | ..        | 360       |
| Building and Engineering materials—                |          |         |         |         |         |           |           |           |           |           |
| Bricks and tiles . . . . . 100 kilogs              | ..       | ..      | 138     | ..      | 417     | ..        | ..        | 3,750     | ..        | 4,167     |
| Candles . . . . . 100 kilogs                       | 130      | 136     | 20      | 4       | 3       | 10,485    | 10,200    | 1,000     | 504       | 280       |
| Canes and Rattans . . . . . 200 kilogs             | ..       | ..      | ..      | ..      | 2       | ..        | ..        | ..        | ..        | 120       |
| Chemicals—   |          |         |         |         |         |           |           |           |           |           |
| Soda Compounds . . . . . 100 kilogs                | 304      | 911     | 1,148   | 1,311   | 1,430   | 9,360     | 31,930    | 47,242    | 58,053    | 54,731    |
| Other sorts . . . . . 100 kilogs                   | 89       | 70      | 281     | 2,431   | 1,399   | 7,360     | 12,300    | 52,614    | 3,04,104  | 1,48,684  |
| Coffee . . . . . 100 kilogs                        | 54       | ..      | ..      | ..      | ..      | 5,760     | 800       | ..        | ..        | ..        |
| Dyeing and Tanning substances . . . . . 100 kilogs | 87       | 241     | 235     | 379     | 748     | 8,400     | 23,160    | 26,630    | 40,941    | 73,475    |
| Earthenware and Porcelain . . . . . value          | —        | —       | —       | —       | —       | ..        | 240       | 340       | 2,033     | 1,450     |
| Fruits and Vegetables—                             |          |         |         |         |         |           |           |           |           |           |
| Coconuts . . . . . 100 kilogs                      | ..       | 170     | 10      | 1,880   | 787     | ..        | 1,014     | 20        | 8,041     | 4,641     |
| Furniture and Cabinetware . . . . . value          | —        | —       | —       | —       | —       | 1,377     | 430       | 5,568     | 811       | 1,015     |
| Glass and Glassware . . . . . "                    | —        | —       | —       | —       | —       | 210       | 170       | 41,230    | 5,227     | 2,400     |
| Grain, Pulse, and Flour—                           |          |         |         |         |         |           |           |           |           |           |
| Rice in the husk . . . . . 100 kilogs              | ..       | ..      | 1,026   | ..      | ..      | ..        | ..        | 34,066    | ..        | ..        |
| Rice not in the husk . . . . . 100 kilogs          | 960      | 650     | 692     | 160     | ..      | 10,248    | 4,164     | 3,439     | 2,000     | ..        |
| Flour . . . . . 100 kilogs                         | 24       | 1,350   | 1,693   | 55      | 1,472   | 5,300     | 28,950    | 31,555    | 2,375     | 30,014    |
| Other sorts . . . . . 100 kilogs                   | 160      | 930     | 4,700   | 1,940   | 988     | 3,936     | 17,052    | 3,36,040  | 34,433    | 18,960    |
| Gums and Resins . . . . . 100 kilogs               | ..       | —       | ..      | ..      | 37      | ..        | ..        | ..        | ..        | 3,900     |
| Liquors—   |          |         |         |         |         |           |           |           |           |           |
| Wines and liquours . . . . . 100 kilogs            | 309      | ..      | 355     | 688     | 672     | 67,419    | 41,058    | 70,030    | 53,339    | 63,838    |
| Wines and liquours . . . . . litres                | ..       | 14,760  | ..      | ..      | ..      | ..        | ..        | ..        | ..        | ..        |
| Metals and Ores . . . . . 100 kilogs               | 940      | 16      | 6,049   | 12,338  | 42,635  | 36,235    | 1,300     | 3,79,505  | 4,86,098  | 21,18,653 |
| Oils . . . . . 100 kilogs                          | 509      | 680     | 870     | 2,331   | 1,030   | 18,675    | 23,849    | 24,535    | 82,676    | 64,449    |
| Paper and Pasteboard . . . . . 100 kilogs          | 894      | 933     | 821     | 1,684   | 1,426   | 41,076    | 42,800    | 26,112    | 45,790    | 67,530    |
| Perfumery . . . . . value                          | —        | —       | —       | —       | —       | 1,430     | 4,240     | 431       | 14,886    | 2,240     |
| Pitch and Tar . . . . . 100 kilogs                 | ..       | ..      | ..      | ..      | 373     | ..        | ..        | ..        | ..        | 2,205     |
| Plants, Living . . . . . Value                     | —        | —       | —       | —       | —       | 5,637     | 2,370     | 2,940     | 11,316    | 1,251     |
| Provisions and Human's stores—                     |          |         |         |         |         |           |           |           |           |           |
| Butter . . . . . 100 kilogs                        | ..       | ..      | ..      | ..      | 32      | ..        | ..        | ..        | ..        | 4,287     |
| Vinegar . . . . . litres                           | ..       | 144     | ..      | ..      | ..      | ..        | 76        | ..        | ..        | 37        |
| Salted or preserved . . . . . 100 kilogs           | 18       | 4       | 122     | 36      | 18      | 1,350     | 730       | 14,061    | 6,655     | 3,095     |
| Seeds—   |          |         |         |         |         |           |           |           |           |           |
| Cocoa . . . . . 100 kilogs                         | 11       | ..      | ..      | 10      | ..      | 174       | ..        | ..        | 58        | ..        |
| Spices—  |          |         |         |         |         |           |           |           |           |           |
| Nuts . . . . . 100 kilogs                          | 2,516    | 530     | 1,349   | 2,963   | 234     | 1,17,349  | 14,830    | 47,136    | 1,54,236  | 6,810     |
| Chilies . . . . . 100 kilogs                       | ..       | ..      | ..      | 45      | 23      | ..        | ..        | ..        | 700       | 340       |
| Pepper . . . . . 100 kilogs                        | 13       | ..      | 10      | ..      | ..      | 1,520     | 250       | 275       | ..        | ..        |
| Of other sorts . . . . . 100 kilogs                | ..       | ..      | 138     | 415     | 29      | 170       | ..        | 2,608     | 7,058     | 600       |
| Sugar . . . . . 100 kilogs                         | 14,120   | 12,400  | 14,261  | 19,568  | 10,532  | 1,96,304  | 1,56,248  | 1,70,222  | 2,04,222  | 1,06,321  |
| Textiles—  |          |         |         |         |         |           |           |           |           |           |
| Cotton—  |          |         |         |         |         |           |           |           |           |           |
| Raw . . . . . 100 kilogs                           | 19,688   | 24,270  | 31,038  | 35,056  | 34,054  | 10,32,840 | 14,16,080 | 10,95,895 | 21,87,970 | 22,18,985 |
| Manufactures . . . . . 100 kilogs                  | 968      | 1,900   | 2,372   | 2,734   | 1,340   | 1,92,040  | 3,00,200  | 5,40,041  | 4,13,550  | 3,61,465  |
| Jute—  |          |         |         |         |         |           |           |           |           |           |
| Manufactures—                                      |          |         |         |         |         |           |           |           |           |           |
| Gunny bags . . . . . 100 kilogs                    | 557      | 512     | 932     | 532     | 672     | 55,140    | 31,323    | 90,270    | 53,360    | 72,300    |
| Tobacco . . . . . 100 kilogs                       | 1        | 20      | 2       | 2       | 42      | 225       | 3,000     | 335       | 333       | 36,347    |
| Wood and timber . . . . . value                    | —        | —       | —       | —       | —       | ..        | 1,332     | 44,495    | 96,791    | 73,160    |
| All other articles . . . . . "                     | —        | —       | —       | —       | —       | 17,33,237 | 3,17,071  | 3,66,105  | 11,35,522 | 3,06,309  |
| <b>TOTAL MERCHANDISE</b> . . . . .                 | —        | —       | —       | —       | —       | 36,09,366 | 23,93,234 | 45,69,568 | 54,24,290 | 60,96,319 |
| <b>TREASURE</b> . . . . .                          | —        | —       | —       | —       | —       | 5,68,305  | 37,10,032 | 29,19,255 | 11,40,304 | ..        |
| <b>TOTAL MERCHANDISE AND TREASURE</b> . . . . .    | —        | —       | —       | —       | —       | 41,78,671 | 61,03,266 | 74,88,823 | 65,64,594 | 60,96,319 |

QUANTITY and VALUE of PRINCIPAL and other ARTICLES of MERCHANDISE (FOREIGN and INDIAN)  
EXPORTED by SEA to INDIAN PORTS, in each Official Year from 1931-32 to 1935-36

| ARTICLES  | QUANTITY |         |         |         |         | VALUE    |          |          |          |          |
|---|----------|---------|---------|---------|---------|----------|----------|----------|----------|----------|
|   | 1931-32  | 1932-33 | 1933-34 | 1934-35 | 1935-36 | 1931-32  | 1932-33  | 1933-34  | 1934-35  | 1935-36  |
|   |          |         |         |         |         | R        | R        | R        | R        | R        |
| Apparel . . . . . 100 kilogs .  | ..       | 2       | ..      | ..      | 3       | ..       | 90       | ..       | 83       | 400      |
| Canes and rattans . . . . . 100 kilogs .                                    | ..       | ..      | 9       | ..      | ..      | ..       | ..       | 360      | ..       | ..       |
| Chemicals (excluding chemical manures and medicines) . . . . . 100 kilogs . | ..       | ..      | ..      | ..      | 55      | ..       | ..       | ..       | ..       | 13,800   |
| Coffee . . . . . 100 kilogs .   | 4        | ..      | ..      | ..      | ..      | 1,040    | ..       | ..       | ..       | ..       |
| Dyeing and Tanning Substances—Indigo . . . . . 100 kilogs .                 | ..       | ..      | ..      | ..      | 56      | ..       | ..       | ..       | ..       | 20,100   |
| Earthenware and Porcelain . . . . . Value .                                 | ..       | ..      | ..      | ..      | ..      | 10,002   | 12,160   | 9,055    | 3,402    | 3,391    |
| Furniture and Cabinetware . . . . . 100 kilogs .                            | ..       | ..      | ..      | ..      | ..      | ..       | ..       | ..       | ..       | 30       |
| Grain, Pulse and Flour—   |          |         |         |         |         |          |          |          |          |          |
| Flour . . . . . 100 kilogs .  | ..       | ..      | ..      | 4       | ..      | ..       | ..       | ..       | 840      | ..       |
| Rice in the husk . . . . . 100 kilogs .                                     | 661      | 370     | ..      | ..      | ..      | 4,200    | 2,503    | ..       | ..       | ..       |
| Rice not in the husk . . . . . 100 kilogs .                                 | 801      | 3,452   | 1,427   | 2,070   | 612     | 8,524    | 46,412   | 14,140   | 23,105   | 11,984   |
| Other sorts . . . . . 100 kilogs .  | ..       | ..      | 3       | 52      | ..      | ..       | 3        | 60       | 933      | ..       |
| Liquors—  |          |         |         |         |         |          |          |          |          |          |
| Wines and liquors . . . . . litres .  | ..       | 3,420   | ..      | 7,568   | ..      | 7,182    | 4,050    | 2,821    | 5,542    | 7,180    |
| 100 kilogs .  | 55       | ..      | 30      | ..      | 52      |          |          |          |          |          |
| Machinery and Millwork . . . . . Value .                                    | ..       | ..      | ..      | ..      | ..      | 1,027    | ..       | ..       | ..       | ..       |
| Metals and Ores . . . . . 100 kilogs .                                      | ..       | ..      | 18      | ..      | 29      | ..       | ..       | 1,107    | ..       | 1,466    |
| Oils . . . . . 100 kilogs .   | ..       | 1       | ..      | ..      | 192     | ..       | 24       | ..       | ..       | 3,400    |
| Perfumery . . . . . 100 kilogs .  | ..       | ..      | ..      | ..      | 4       | ..       | ..       | 6,864    | ..       | 1,400    |
| Spices—   |          |         |         |         |         |          |          |          |          |          |
| Belemnites . . . . . 100 kilogs .   | 779      | 460     | 1       | 1       | 7       | 23,010   | 13,860   | 77       | 90       | 135      |
| Chilies . . . . . 100 kilogs .  | ..       | ..      | 590     | ..      | ..      | ..       | ..       | 13,875   | ..       | ..       |
| Sugar . . . . . 100 kilogs .  | 10       | ..      | 2       | ..      | 2       | 247      | ..       | 19       | ..       | 24       |
| Textiles—   |          |         |         |         |         |          |          |          |          |          |
| Cotton—   |          |         |         |         |         |          |          |          |          |          |
| Raw . . . . . 100 kilogs .  | ..       | ..      | ..      | ..      | 79      | ..       | ..       | ..       | ..       | 9,240    |
| Manufactures . . . . . 100 kilogs .   | 3        | 20      | ..      | 170     | 41      | 2,020    | 6,866    | ..       | 52,060   | 7,500    |
| Jute—   |          |         |         |         |         |          |          |          |          |          |
| Manufactures—Gunny bags . . . . . 100 kilogs .                              | ..       | 14      | ..      | ..      | ..      | ..       | 900      | ..       | ..       | ..       |
| Tobacco . . . . . 100 kilogs .  | ..       | ..      | 1       | ..      | ..      | ..       | ..       | 64       | ..       | ..       |
| Wood and Timber . . . . . Value .   | ..       | ..      | ..      | ..      | ..      | ..       | ..       | ..       | 195      | 455      |
| All other articles . . . . . Value .  | ..       | ..      | ..      | ..      | ..      | 62,992   | 39,779   | 7,19,956 | 1,28,917 | 2,81,417 |
| TOTAL MERCHANDISE . . . . .   | ..       | ..      | ..      | ..      | ..      | 1,30,144 | 1,26,147 | 7,07,917 | 2,22,167 | 3,61,922 |
| TREASURE . . . . .  | ..       | ..      | ..      | ..      | ..      | ..       | ..       | ..       | ..       | ..       |
| TOTAL MERCHANDISE AND TREASURE . . . . .                                    | ..       | ..      | ..      | ..      | ..      | 1,30,144 | 1,26,147 | 7,07,917 | 2,22,167 | 3,61,922 |

( 654 )

---

---

## Shipping Tables Nos. 1 to 11.

*Note.*—The tonnage figures in these tables represent net registered tonnage.

---

---

## SHIPPING—FOREIGN TRADE

## ABSTRACT TABLES

No. 1

TOTAL NUMBER and TONNAGE of VESSELS, including their repeated voyages, that ENTERED and CLEARED, with CARGOES and in BALLAST, at PORTS in BRITISH INDIA, in each Official Year from 1931-32 to 1935-36

## ENTERED

| YEARS                | BENGAL  |      | ORISSA    |      | BOMBAY |      | SIND      |      | MADRAS  |       | BURMA     |      | TOTAL     |       |           |
|----------------------|---------|------|-----------|------|--------|------|-----------|------|---------|-------|-----------|------|-----------|-------|-----------|
|                      | ves.    | tons | ves.      | tons | ves.   | tons | ves.      | tons | ves.    | tons  | ves.      | tons | ves.      | tons  |           |
| <b>WITH CARGOES—</b> |         |      |           |      |        |      |           |      |         |       |           |      |           |       |           |
| 1931-32              | Steam   | 212  | 805,970   | ..   | ..     | 539  | 2,530,376 | 260  | 767,506 | 919   | 2,123,166 | 395  | 1,110,784 | 2,328 | 7,337,802 |
|                      | Sailing | 3    | 513       | ..   | ..     | 110  | 11,333    | 214  | 16,375  | 149   | 11,055    | 46   | 3,017     | 522   | 42,853    |
| 1932-33              | Steam   | 180  | 652,405   | ..   | ..     | 505  | 2,916,674 | 252  | 745,039 | 791   | 1,569,322 | 336  | 1,025,031 | 2,124 | 6,909,371 |
|                      | Sailing | 6    | 712       | ..   | ..     | 109  | 10,814    | 195  | 14,647  | 164   | 12,576    | 35   | 1,256     | 509   | 40,005    |
| 1933-34              | Steam   | 168  | 618,670   | ..   | ..     | 578  | 3,051,270 | 258  | 743,410 | 864   | 1,855,997 | 353  | 1,051,296 | 2,319 | 7,320,543 |
|                      | Sailing | 3    | 470       | ..   | ..     | 101  | 10,143    | 152  | 11,375  | 121   | 10,440    | 33   | 630       | 415   | 33,103    |
| 1934-35              | Steam   | 169  | 619,619   | ..   | ..     | 572  | 3,035,688 | 243  | 706,936 | 1,042 | 2,433,739 | 373  | 1,100,152 | 2,399 | 7,901,134 |
|                      | Sailing | 3    | 163       | ..   | ..     | 93   | 10,499    | 184  | 14,123  | 177   | 12,703    | 21   | 630       | 433   | 33,423    |
| 1935-36              | Steam   | 167  | 557,632   | ..   | ..     | 591  | 3,053,539 | 253  | 760,034 | 1,042 | 2,637,373 | 413  | 1,200,030 | 2,456 | 8,264,163 |
|                      | Sailing | 2    | 325       | ..   | ..     | 33   | 9,132     | 237  | 17,370  | 129   | 10,799    | 6    | 436       | 457   | 33,112    |
| <b>IN BALLAST—</b>   |         |      |           |      |        |      |           |      |         |       |           |      |           |       |           |
| 1931-32              | Steam   | 112  | 400,535   | ..   | ..     | 23   | 105,963   | 13   | 51,007  | 26    | 107,704   | 112  | 290,459   | 291   | 956,713   |
|                      | Sailing | ..   | ..        | ..   | ..     | ..   | ..        | 111  | 9,531   | 144   | 15,295    | 53   | 5,335     | 313   | 30,232    |
| 1932-33              | Steam   | 110  | 375,839   | ..   | ..     | 13   | 60,723    | 30   | 91,509  | 37    | 110,922   | 99   | 233,730   | 294   | 922,723   |
|                      | Sailing | 1    | 291       | ..   | ..     | ..   | ..        | 102  | 8,479   | 159   | 14,939    | 52   | 6,924     | 314   | 30,633    |
| 1933-34              | Steam   | 106  | 393,046   | ..   | ..     | 44   | 143,214   | 23   | 100,024 | 57    | 195,549   | 92   | 249,900   | 327   | 1,031,703 |
|                      | Sailing | ..   | ..        | ..   | ..     | 1    | 124       | 107  | 16,702  | 203   | 14,254    | 33   | 5,433     | 354   | 23,543    |
| 1934-35              | Steam   | 73   | 273,792   | ..   | ..     | 24   | 76,943    | 29   | 85,966  | 62    | 216,390   | 92   | 266,976   | 235   | 730,507   |
|                      | Sailing | ..   | ..        | ..   | ..     | ..   | ..        | 126  | 10,610  | 292   | 21,165    | 35   | 7,115     | 453   | 33,800    |
| 1935-36              | Steam   | 70   | 272,035   | ..   | ..     | 24   | 33,476    | 42   | 141,446 | 75    | 253,023   | 66   | 137,193   | 236   | 942,223   |
|                      | Sailing | ..   | ..        | ..   | ..     | 2    | 201       | 92   | 3,342   | 239   | 17,521    | 33   | 7,434     | 369   | 33,543    |
| <b>TOTAL—</b>        |         |      |           |      |        |      |           |      |         |       |           |      |           |       |           |
| 1931-32              | Steam   | 324  | 1,206,505 | ..   | ..     | 562  | 2,637,339 | 273  | 818,513 | 945   | 2,230,870 | 510  | 1,401,243 | 2,619 | 8,294,520 |
|                      | Sailing | 3    | 513       | ..   | ..     | 110  | 11,333    | 225  | 26,426  | 293   | 26,850    | 104  | 8,403     | 335   | 73,085    |
| 1932-33              | Steam   | 290  | 1,023,244 | ..   | ..     | 518  | 2,977,397 | 282  | 836,543 | 923   | 1,630,244 | 435  | 1,309,661 | 2,413 | 7,332,694 |
|                      | Sailing | 7    | 1,003     | ..   | ..     | 109  | 10,814    | 207  | 22,126  | 223   | 27,565    | 87   | 3,130     | 323   | 70,633    |
| 1933-34              | Steam   | 272  | 1,011,616 | ..   | ..     | 617  | 3,194,434 | 286  | 843,434 | 921   | 2,051,546 | 450  | 1,301,266 | 2,546 | 8,402,336 |
|                      | Sailing | 3    | 470       | ..   | ..     | 102  | 10,267    | 259  | 20,077  | 329   | 24,694    | 76   | 6,143     | 769   | 61,651    |
| 1934-35              | Steam   | 247  | 893,411   | ..   | ..     | 566  | 3,112,631 | 272  | 792,902 | 1,104 | 2,655,679 | 463  | 1,367,123 | 2,364 | 8,331,751 |
|                      | Sailing | 3    | 463       | ..   | ..     | 93   | 10,499    | 310  | 24,733  | 469   | 33,373    | 55   | 7,745     | 336   | 77,323    |
| 1935-36              | Steam   | 236  | 829,767   | ..   | ..     | 615  | 3,147,015 | 295  | 901,430 | 1,117 | 2,940,901 | 479  | 1,337,223 | 2,742 | 9,206,391 |
|                      | Sailing | 2    | 325       | ..   | ..     | 35   | 9,333     | 339  | 25,712  | 363   | 23,290    | 42   | 7,970     | 326   | 71,660    |



## No. 1—continued

TOTAL NUMBER and TONNAGE of VESSELS, including their repeated voyages, that ENTERED and CLEARED with CARGOES and in BALLAST, at PORTS in BRITISH INDIA, in each Official Year from 1931-32 to 1935-36—contd.

## CLEARED

| YEARS                | BENGAL  |      | ORISSA    |      | BOMBAY |      | SIND      |      | MADRAS  |       | BURMA     |      | TOTAL     |       |           |
|----------------------|---------|------|-----------|------|--------|------|-----------|------|---------|-------|-----------|------|-----------|-------|-----------|
|                      | ves.    | tons | ves.      | tons | ves.   | tons | ves.      | tons | ves.    | tons  | ves.      | tons | ves.      | tons  |           |
| <b>WITH CARGOES—</b> |         |      |           |      |        |      |           |      |         |       |           |      |           |       |           |
| 1931-32 . . . . .    | Steam   | 368  | 1,298,450 | ..   | ..     | 429  | 2,183,882 | 207  | 564,434 | 806   | 1,718,193 | 533  | 1,716,216 | 2,338 | 7,481,175 |
|                      | Sailing | 3    | 518       | ..   | ..     | 69   | 6,552     | 365  | 31,092  | 269   | 24,802    | 137  | 13,137    | 848   | 76,101    |
| 1932-33 . . . . .    | Steam   | 368  | 1,307,509 | ..   | ..     | 470  | 2,627,271 | 194  | 500,255 | 725   | 1,272,472 | 459  | 1,499,054 | 2,216 | 7,206,551 |
|                      | Sailing | 2    | 325       | ..   | ..     | 81   | 7,858     | 339  | 27,108  | 319   | 29,343    | 117  | 11,477    | 858   | 76,109    |
| 1933-34 . . . . .    | Steam   | 375  | 1,330,554 | ..   | ..     | 478  | 2,684,730 | 201  | 543,370 | 809   | 1,573,104 | 471  | 1,465,870 | 2,384 | 7,847,028 |
|                      | Sailing | 3    | 469       | ..   | ..     | 99   | 10,184    | 271  | 21,414  | 351   | 27,658    | 76   | 9,482     | 800   | 69,207    |
| 1934-35 . . . . .    | Steam   | 364  | 1,323,954 | ..   | ..     | 464  | 2,703,615 | 214  | 567,302 | 970   | 2,088,603 | 485  | 1,470,954 | 2,497 | 8,149,323 |
|                      | Sailing | 3    | 466       | ..   | ..     | 87   | 9,938     | 313  | 25,450  | 493   | 33,861    | 63   | 8,899     | 964   | 77,717    |
| 1935-36 . . . . .    | Steam   | 374  | 1,413,826 | ..   | ..     | 444  | 2,566,995 | 186  | 493,120 | 933   | 2,296,336 | 490  | 1,899,908 | 2,477 | 8,170,135 |
|                      | Sailing | 2    | 324       | ..   | ..     | 102  | 9,963     | 327  | 25,331  | 396   | 29,636    | 64   | 11,741    | 891   | 77,495    |
| <b>IN BALLAST—</b>   |         |      |           |      |        |      |           |      |         |       |           |      |           |       |           |
| 1931-32 . . . . .    | Steam   | 41   | 162,326   | ..   | ..     | 54   | 215,836   | 42   | 130,379 | 37    | 85,290    | 9    | 29,244    | 173   | 623,075   |
|                      | Sailing | ..   | ..        | ..   | ..     | 1    | 56        | 1    | 110     | 42    | 4,193     | 3    | 17        | 47    | 4,321     |
| 1932-33 . . . . .    | Steam   | 36   | 131,649   | ..   | ..     | 60   | 222,535   | 29   | 94,091  | 23    | 55,490    | 5    | 14,323    | 152   | 518,093   |
|                      | Sailing | ..   | ..        | ..   | ..     | 3    | 277       | 1    | 67      | 35    | 3,534     | 9    | 109       | 43    | 3,937     |
| 1933-34 . . . . .    | Steam   | 25   | 91,695    | ..   | ..     | 47   | 199,275   | 10   | 61,226  | 26    | 82,779    | 3    | 11,333    | 120   | 446,313   |
|                      | Sailing | ..   | ..        | ..   | ..     | 7    | 553       | 11   | 733     | 19    | 1,197     | 11   | 55        | 43    | 2,593     |
| 1934-35 . . . . .    | Steam   | 32   | 113,342   | ..   | ..     | 41   | 325,192   | 32   | 123,315 | 37    | 96,533    | 3    | 24,152    | 150   | 437,539   |
|                      | Sailing | ..   | ..        | ..   | ..     | 1    | 49        | ..   | ..      | 27    | 2,163     | 1    | 96        | 29    | 2,313     |
| 1935-36 . . . . .    | Steam   | 45   | 156,303   | ..   | ..     | 73   | 320,199   | 39   | 145,367 | 50    | 140,373   | 3    | 27,247    | 220   | 739,094   |
|                      | Sailing | ..   | ..        | ..   | ..     | ..   | ..        | 2    | 40      | 39    | 3,513     | 2    | 39        | 43    | 3,803     |
| <b>TOTAL—</b>        |         |      |           |      |        |      |           |      |         |       |           |      |           |       |           |
| 1931-32 . . . . .    | Steam   | 404  | 1,460,776 | ..   | ..     | 483  | 2,399,718 | 249  | 694,313 | 833   | 1,803,433 | 542  | 1,745,460 | 2,511 | 8,104,250 |
|                      | Sailing | 3    | 518       | ..   | ..     | 70   | 6,608     | 366  | 31,202  | 311   | 29,000    | 140  | 13,154    | 890   | 80,432    |
| 1932-33 . . . . .    | Steam   | 404  | 1,439,153 | ..   | ..     | 530  | 2,849,806 | 223  | 594,346 | 747   | 1,327,962 | 464  | 1,513,332 | 2,368 | 7,724,654 |
|                      | Sailing | 2    | 325       | ..   | ..     | 84   | 8,135     | 340  | 27,173  | 354   | 32,377    | 126  | 11,536    | 904   | 80,096    |
| 1933-34 . . . . .    | Steam   | 400  | 1,472,249 | ..   | ..     | 525  | 2,334,005 | 220  | 604,596 | 835   | 1,655,333 | 474  | 1,477,203 | 2,454 | 8,093,941 |
|                      | Sailing | 3    | 469       | ..   | ..     | 106  | 10,742    | 232  | 22,302  | 370   | 23,855    | 37   | 9,537     | 843   | 71,303    |
| 1934-35 . . . . .    | Steam   | 366  | 1,442,296 | ..   | ..     | 505  | 2,323,307 | 246  | 630,517 | 1,007 | 2,130,141 | 493  | 1,495,106 | 2,647 | 8,633,367 |
|                      | Sailing | 3    | 466       | ..   | ..     | 88   | 9,937     | 313  | 25,450  | 520   | 36,032    | 64   | 8,995     | 993   | 80,030    |
| 1935-36 . . . . .    | Steam   | 419  | 1,570,134 | ..   | ..     | 522  | 2,337,194 | 225  | 633,937 | 1,033 | 2,436,709 | 493  | 1,427,155 | 2,697 | 8,960,179 |
|                      | Sailing | 2    | 324       | ..   | ..     | 102  | 9,963     | 329  | 25,330  | 435   | 33,154    | 66   | 11,730    | 934   | 81,101    |

ABSTRACT TABLES  
SHIPPING

( 657 )

No. 2

TRADE WITH

TOTAL NUMBER and TONNAGE of BRITISH, BRITISH INDIAN, and FOREIGN VESSELS, and NATIVE at PORTS in BRITISH INDIA, in each Official

| COUNTRIES WHENCE ENTERED                          | 1931-32      |           |            |         |       |           | 1932-33      |           |            |         |       |           | With Cargoes |           |
|---|--------------|-----------|------------|---------|-------|-----------|--------------|-----------|------------|---------|-------|-----------|--------------|-----------|
|   | With Cargoes |           | In Ballast |         | Total |           | With Cargoes |           | In Ballast |         | Total |           |              |           |
|   | ves.         | tons      | ves.       | tons    | ves.  | tons      | ves.         | tons      | ves.       | tons    | ves.  | tons      | ves.         | tons      |
| UNITED KINGDOM AND BRITISH POSSESSIONS—           | 416          | 2,021,722 | 16         | 72,093  | 432   | 2,093,765 | 385          | 1,044,406 | 19         | 71,047  | 404   | 2,015,453 | 400          | 2,077,846 |
| UNITED KINGDOM                                    | ..           | ..        | ..         | ..      | ..    | ..        | ..           | ..        | ..         | ..      | ..    | ..        | ..           | ..        |
| GIBBALTAR   | ..           | ..        | ..         | ..      | ..    | ..        | ..           | ..        | ..         | ..      | ..    | ..        | ..           | ..        |
| MALTA AND GORO                                    | ..           | ..        | ..         | ..      | ..    | ..        | ..           | ..        | ..         | ..      | ..    | ..        | ..           | ..        |
| PALESTINE   | 36           | 111,687   | 4          | 11,380  | 40    | 123,017   | 34           | 97,240    | 3          | 7,806   | 37    | 105,144   | 40           | 143,050   |
| ADEN AND DEPENDENCIES                             | 1            | 49        | ..         | ..      | 1     | 49        | 1            | 4,708     | 2          | 3,098   | 3     | 6,801     | ..           | ..        |
| BARREIN ISLANDS                                   | 1            | 125       | 3          | 202     | 4     | 327       | 1            | 44        | 2          | 117     | 3     | 161       | 1            | 83        |
| MALDIVES  | 9            | 819       | 12         | 1,492   | 21    | 2,311     | 2            | 325       | 4          | 530     | 6     | 855       | 3            | 470       |
| CEYLON  | 462          | 834,626   | 99         | 278,314 | 561   | 612,940   | 486          | 332,144   | 65         | 182,526 | 551   | 514,660   | 508          | 384,131   |
| STRAITS SETTLEMENTS                               | 130          | 10,284    | 155        | 18,357  | 284   | 28,641    | 160          | 12,370    | 184        | 20,957  | 344   | 33,336    | 121          | 10,532    |
| FEDERATED MALAY STATES                            | 240          | 61,496    | 24         | 66,645  | 264   | 681,141   | 140          | 365,433   | 33         | 104,416 | 173   | 469,849   | 162          | 378,057   |
| BRITISH BORNEO                                    | 28           | 2,523     | 3          | 286     | 31    | 2,814     | 8            | 762       | 6          | 850     | 14    | 1,112     | 5            | 250       |
| HONGKONG  | ..           | ..        | 1          | 1,008   | 1     | 1,908     | 1            | 2,605     | 2          | 5,518   | 3     | 3,218     | 1            | 4,702     |
| PROTECTORATE OF SOUTH WEST AFRICA                 | 8            | 20,940    | ..         | ..      | 8     | 20,940    | 10           | 32,487    | 1          | 3,025   | 11    | 35,512    | 9            | 20,465    |
| UNION OF SOUTH AFRICA                             | 6            | 17,172    | ..         | ..      | 6     | 17,172    | 8            | 26,345    | 10         | 28,878  | 18    | 55,223    | 9            | 10,984    |
| MAURITIUS AND DEPENDENCIES (INCLUDING SEYCHELLES) | ..           | ..        | ..         | ..      | ..    | ..        | ..           | ..        | ..         | ..      | ..    | ..        | ..           | ..        |
| KENYA COLONY (INCLUDING ZANZIBAR AND PEMBA)       | 46           | 154,184   | 1          | 2,134   | 47    | 156,318   | 44           | 155,711   | 5          | 17,911  | 49    | 173,622   | 57           | 196,276   |
| TANGANYIKA TERRITORY                              | 2            | 4,984     | 7          | 31,557  | 9     | 36,541    | 5            | 15,089    | 9          | 35,381  | 14    | 51,370    | 0            | 37,877    |
| SOMALILAND PROTECTORATE                           | ..           | ..        | ..         | ..      | ..    | ..        | ..           | ..        | ..         | ..      | ..    | ..        | ..           | ..        |
| ANGLO-EGYPTIAN SUDAN                              | 5            | 18,629    | 6          | 18,097  | 10    | 37,026    | 4            | 15,334    | 9          | 4,444   | 0     | 19,778    | 4            | 15,938    |
| SCOTLAND  | 5            | 337       | ..         | ..      | 5     | 337       | 1            | 55        | 1          | 75      | 2     | 130       | 2            | 202       |
| CANADA  | 1            | 3,492     | 4          | 13,500  | 5     | 16,992    | 1            | 4,268     | ..         | ..      | 1     | 4,258     | ..           | ..        |
| BRITISH WEST INDIA ISLANDS                        | ..           | ..        | ..         | ..      | ..    | ..        | ..           | ..        | ..         | ..      | ..    | ..        | ..           | ..        |
| BRITISH GUYANA                                    | 1            | 39        | ..         | ..      | 1     | 39        | ..           | ..        | 2          | 6,834   | 2     | 6,834     | 1            | 214       |
| COMMONWEALTH OF AUSTRALIA                         | 1            | 2,157     | 1          | 4,146   | 2     | 6,303     | ..           | ..        | ..         | ..      | ..    | ..        | ..           | 2,161     |
| TERRITORY OF PAPUA (BR. NEW GUINEA)               | ..           | ..        | ..         | ..      | ..    | ..        | ..           | ..        | ..         | ..      | ..    | ..        | ..           | ..        |
| NEW ZEALAND                                       | ..           | ..        | ..         | ..      | ..    | ..        | ..           | ..        | ..         | ..      | ..    | ..        | ..           | ..        |
| FIJI ISLANDS                                      | 1            | 3,227     | 1          | 5,460   | 2     | 8,687     | 2            | 10,920    | ..         | ..      | 2     | 10,920    | 1            | 5,460     |
| TOTAL UNITED KINGDOM AND BRITISH POSSESSIONS      | 1,261        | 3,578,281 | 168        | 522,074 | 1,429 | 4,098,355 | 1,157        | 3,305,620 | 161        | 500,865 | 1,318 | 3,806,475 | 1,244        | 3,583,225 |
| TOTAL   | 184          | 14,181    | 173        | 20,387  | 357   | 34,518    | 172          | 13,505    | 197        | 22,029  | 369   | 35,594    | 134          | 11,751    |
| TOTAL   | 1,445        | 3,590,462 | 341        | 542,411 | 1,786 | 4,132,873 | 1,329        | 3,319,125 | 358        | 522,894 | 1,687 | 3,842,069 | 1,378        | 3,594,976 |
| FOREIGN COUNTRIES—                                |              |           |            |         |       |           |              |           |            |         |       |           |              |           |
| UNION OF SOCIALIST SOVIET REPUBLICS               | 18           | 38,480    | ..         | ..      | 18    | 38,480    | 7            | 33,451    | ..         | ..      | 7     | 38,451    | 11           | 55,908    |
| FINLAND   | ..           | ..        | ..         | ..      | ..    | ..        | ..           | ..        | ..         | ..      | ..    | ..        | ..           | ..        |
| GEORGIA   | 14           | 60,966    | ..         | ..      | 14    | 60,966    | 12           | 51,568    | ..         | ..      | 12    | 51,568    | ..           | ..        |
| SWEDEN  | 17           | 55,231    | ..         | ..      | 17    | 55,231    | 16           | 56,129    | ..         | ..      | 16    | 58,129    | 22           | 78,765    |
| NORWAY  | 9            | 31,540    | ..         | ..      | 9     | 31,540    | 5            | 17,837    | 2          | 5,128   | 7     | 23,015    | 4            | 18,385    |
| DENMARK   | ..           | ..        | ..         | ..      | ..    | ..        | ..           | ..        | ..         | ..      | ..    | ..        | 3            | 3,848     |
| POLAND  | 2            | 5,572     | ..         | ..      | 2     | 5,572     | ..           | ..        | ..         | ..      | ..    | ..        | ..           | ..        |
| GERMANY   | 114          | 432,041   | 11         | 52,347  | 125   | 534,388   | 27           | 379,774   | 3          | 18,488  | 90    | 398,262   | 73           | 324,395   |
| NETHERLANDS                                       | 20           | 82,590    | 1          | 5,208   | 21    | 87,807    | 18           | 87,100    | 1          | 4,056   | 19    | 91,156    | 20           | 90,018    |
| BELGIUM   | 15           | 64,001    | ..         | ..      | 15    | 64,001    | 5            | 21,354    | ..         | ..      | 5     | 21,354    | 7            | 27,030    |
| FRANCE  | 24           | 107,930   | 2          | 9,592   | 26    | 117,522   | 18           | 72,555    | 4          | 12,720  | 17    | 85,284    | 15           | 79,921    |
| SPAIN   | 1            | 2,337     | 1          | 3,784   | 2     | 6,121     | 3            | 10,895    | 1          | 968     | 4     | 11,863    | 1            | 1,175     |
| PORTUGAL  | ..           | ..        | ..         | ..      | ..    | ..        | ..           | ..        | ..         | ..      | ..    | ..        | ..           | ..        |
| ITALY   | 82           | 336,047   | 1          | 2,948   | 83    | 338,995   | 77           | 374,864   | 10         | 30,200  | 87    | 405,073   | 87           | 435,072   |
| FIUME   | ..           | ..        | ..         | ..      | ..    | ..        | ..           | ..        | ..         | ..      | ..    | ..        | ..           | ..        |
| AUSTRIA   | 1            | 3,111     | ..         | ..      | 1     | 3,111     | 3            | 9,121     | ..         | ..      | 3     | 9,121     | ..           | ..        |
| YUGOSLAVIA  | ..           | ..        | ..         | ..      | ..    | ..        | ..           | ..        | ..         | ..      | ..    | ..        | ..           | ..        |
| ROMANIA   | 1            | 5,259     | ..         | ..      | 1     | 5,259     | 12           | 31,855    | ..         | ..      | 12    | 31,855    | 13           | 44,515    |
| GREECE  | ..           | ..        | ..         | ..      | ..    | ..        | 1            | 2,916     | 3          | 8,567   | 4     | 11,513    | 1            | 3,158     |
| TURKEY, EUROPEAN                                  | ..           | ..        | ..         | ..      | ..    | ..        | ..           | ..        | ..         | ..      | ..    | ..        | ..           | ..        |
| TURKEY, ASIATIC                                   | ..           | ..        | ..         | ..      | ..    | ..        | ..           | ..        | 1          | 2,006   | 1     | 2,006     | 1            | 1,678     |
| SYRIA   | ..           | ..        | ..         | ..      | ..    | ..        | ..           | ..        | ..         | 1       | 151   | 1         | 151          | ..        |
| TOTAL   | ..           | ..        | ..         | ..      | ..    | ..        | ..           | ..        | 1          | 2,476   | 1     | 2,476     | ..           | ..        |

EACH COUNTRY

CRAFT, including their repeated voyages, that ENTERED with CARGOES and in BALLAST from each COUNTRY, Year from 1931-32 to 1935-36.

| 1933-34    |         |       |           | 1934-35      |           |            |         | 1935-36 |           |              |           | COUNTRIES WHERE ENTERED |            |       |           |   |
|------------|---------|-------|-----------|--------------|-----------|------------|---------|---------|-----------|--------------|-----------|-------------------------|------------|-------|-----------|---|
| In Ballast |         | Total |           | With Cargoes |           | In Ballast |         | Total   |           | With Cargoes |           |                         | In Ballast |       | Total     |   |
| ves.       | tons    | ves.  | tons      | ves.         | tons      | ves.       | tons    | ves.    | tons      | ves.         | tons      |                         | ves.       | tons  | ves.      | tons  |
| 43         | 185,947 | 452   | 2,269,798 | 442          | 2,222,284 | 30         | 110,238 | 472     | 2,388,622 | 450          | 2,330,510 | 21                      | 82,588     | 480   | 2,419,102 | UNITED KINGDOM AND<br>BRITISH POSSESSIONS—                      |
| ..         | ..      | ..    | ..        | ..           | ..        | 1          | 832     | 1       | 832       | ..           | ..        | ..                      | ..         | ..    | ..        | Sailing } UNITED KINGDOM  |
| ..         | ..      | ..    | ..        | ..           | ..        | ..         | ..      | ..      | ..        | ..           | ..        | ..                      | ..         | ..    | ..        | Steam } GIBRALTAR   |
| ..         | ..      | ..    | ..        | ..           | ..        | 1          | 3,267   | 1       | 3,267     | ..           | ..        | ..                      | ..         | ..    | ..        | Steam } MALTA AND GORO  |
| 1          | 3,259   | 1     | 3,259     | ..           | ..        | ..         | ..      | ..      | ..        | 1            | 2,002     | 1                       | 3,242      | 2     | 5,844     | Steam } PALESTINE   |
| 3          | 3,040   | 52    | 151,690   | 39           | 117,622   | 7          | 22,012  | 40      | 139,634   | 42           | 124,453   | 3                       | 11,688     | 45    | 136,041   | Steam } ADEN AND DEPRN.<br>DENOIRS                              |
| ..         | ..      | ..    | ..        | 1            | 6,018     | ..         | ..      | 1       | 6,018     | 1            | 1,802     | 1                       | 2,817      | 2     | 4,700     | Steam } BAHRAIN ISLANDS   |
| 1          | 99      | 2     | 182       | 1            | 124       | 1          | 48      | 2       | 172       | 3            | 269       | ..                      | ..         | 3     | 269       | Sailing } MALDIVES  |
| ..         | ..      | ..    | ..        | ..           | ..        | ..         | ..      | ..      | ..        | 2            | 325       | ..                      | ..         | 2     | 325       | Steam } CEYLON  |
| 71         | 182,290 | 574   | 506,421   | 511          | 427,769   | 56         | 168,478 | 567     | 591,247   | 472          | 372,139   | 57                      | 171,665    | 529   | 543,804   | .. } ..   |
| 224        | 18,779  | 345   | 39,311    | 169          | 11,782    | 321        | 27,288  | 490     | 39,070    | 129          | 10,804    | 270                     | 24,840     | 309   | 35,044    | Sailing } STRAITS SETTLE-<br>MENTS                              |
| 10         | 46,460  | 178   | 425,423   | 177          | 427,076   | 18         | 82,565  | 190     | 450,640   | 241          | 678,645   | 10                      | 31,477     | 251   | 610,122   | .. } ..   |
| 1          | 80      | 6     | 330       | 11           | 1,143     | ..         | ..      | 11      | 1,143     | 4            | 287       | 3                       | 138        | 7     | 426       | Steam } FEDERATED MALAY<br>STATES                               |
| ..         | ..      | 1     | 4,702     | 3            | 12,895    | 3          | 6,034   | 6       | 18,979    | ..           | ..        | 1                       | 3,723      | 1     | 3,723     | Steam } BRITISH BORNEO  |
| 1          | 2,122   | 10    | 31,587    | 7            | 25,629    | ..         | ..      | 7       | 25,629    | 6            | 21,138    | 1                       | 2,753      | 7     | 23,891    | Steam } HONGKONG  |
| 5          | 11,457  | 14    | 31,441    | 3            | 6,628     | 3          | 6,430   | 6       | 13,117    | 1            | 3,140     | 2                       | 6,027      | 3     | 9,176     | Steam } PROTECTORATE OF<br>SOUTH WEST AFRICA                    |
| ..         | ..      | ..    | ..        | 1            | 2,537     | ..         | ..      | 1       | 2,537     | ..           | ..        | ..                      | ..         | ..    | ..        | .. } ..   |
| 4          | 15,596  | 61    | 211,872   | 58           | 221,642   | 6          | 18,122  | 64      | 239,764   | 40           | 185,890   | 4                       | 12,554     | 53    | 198,444   | Steam } UNION OF SOUTH<br>AFRICA                                |
| 10         | 39,927  | 10    | 77,304    | 8            | 27,718    | 4          | 13,302  | 12      | 46,620    | 7            | 21,929    | 11                      | 45,220     | 18    | 70,149    | Sailing } MAURITIUS AND DE-<br>PENDENCIES                       |
| ..         | ..      | ..    | ..        | ..           | ..        | ..         | ..      | ..      | ..        | ..           | ..        | ..                      | ..         | ..    | ..        | .. } (including<br>SEYCHELLES)                                  |
| 4          | 14,407  | 3     | 30,485    | 3            | 8,182     | 4          | 12,259  | 7       | 20,441    | 6            | 17,574    | 3                       | 10,090     | 9     | 27,673    | Steam } KENYA COLONY (in-<br>cluding ZANZIBAR<br>AND PEMBA)     |
| 1          | 2,925   | 1     | 292       | 3            | 305       | 1          | 68      | 4       | 368       | 6            | 780       | ..                      | ..         | 6     | 780       | Sailing } TANGANYIKA TERRI-<br>TORY                             |
| ..         | ..      | ..    | ..        | ..           | ..        | ..         | ..      | ..      | ..        | ..           | ..        | 2                       | 6,308      | 2     | 6,308     | Steam } ..  |
| ..         | ..      | 2     | 214       | ..           | ..        | ..         | ..      | ..      | ..        | ..           | ..        | ..                      | ..         | ..    | ..        | .. } ..   |
| ..         | ..      | 1     | 2,161     | 1            | 2,161     | ..         | ..      | 1       | 2,161     | 2            | 4,313     | 1                       | 3,205      | 3     | 7,528     | Sailing } SOMALILAND PRO-<br>TECTORATE                          |
| ..         | ..      | ..    | ..        | 1            | 49        | ..         | ..      | 1       | 49        | ..           | ..        | ..                      | ..         | ..    | ..        | .. } ..   |
| ..         | ..      | 5     | 20,415    | 2            | 6,231     | 7          | 26,696  | ..      | ..        | 21           | 80,845    | 4                       | 14,707     | 25    | 95,552    | Steam } ANGLO-EGYPTIAN SUDAN                                    |
| ..         | ..      | ..    | ..        | ..           | ..        | ..         | ..      | ..      | ..        | ..           | ..        | ..                      | ..         | ..    | ..        | .. } ..   |
| 6          | 22,524  | 36    | 304,252   | 31           | 268,161   | 4          | 13,715  | 35      | 281,876   | 35           | 311,733   | 7                       | 30,070     | 42    | 341,803   | Steam } CANADA  |
| ..         | ..      | ..    | ..        | ..           | ..        | ..         | ..      | ..      | ..        | ..           | ..        | ..                      | ..         | ..    | ..        | .. } BRITISH WEST<br>INDIA ISLANDS                              |
| 1          | 2,740   | 2     | 8,200     | 2            | 10,920    | 1          | 5,041   | 3       | 15,961    | ..           | ..        | 1                       | 4,631      | 1     | 4,631     | Steam } BRITISH GUIANA  |
| 1          | 3,912   | 1     | 3,912     | 1            | 3,912     | ..         | ..      | 1       | 3,912     | ..           | ..        | 1                       | 2,695      | 1     | 2,695     | Steam } COMMONWEALTH OF<br>AUSTRALIA                            |
| 167        | 536,702 | 1,411 | 4,119,927 | 1,294        | 3,812,197 | 135        | 427,557 | 1,429   | 4,239,724 | 1,343        | 4,065,826 | 131                     | 445,364    | 1,474 | 4,511,190 | .. } TERRITORY OF PAPUA<br>(BR. NEW GUINEA)                     |
| 226        | 18,958  | 300   | 30,709    | 163          | 13,371    | 324        | 28,231  | 512     | 42,102    | 144          | 12,465    | 273                     | 24,078     | 417   | 37,448    | .. } NEW ZEALAND  |
| 393        | 555,660 | 1,771 | 4,150,636 | 1,482        | 3,826,038 | 459        | 455,788 | 1,941   | 4,281,826 | 1,487        | 4,078,291 | 404                     | 470,342    | 1,891 | 4,548,638 | .. } FIJI ISLANDS   |
| ..         | ..      | 11    | 55,968    | 13           | 69,875    | ..         | ..      | 13      | 69,875    | 17           | 77,139    | 3                       | 7,659      | 20    | 84,798    | Steam } TOTAL UNITED<br>KINGDOM AND<br>BRITISH POSSES-<br>SIONS |
| ..         | ..      | ..    | ..        | ..           | ..        | ..         | ..      | ..      | ..        | ..           | ..        | ..                      | ..         | ..    | ..        | .. } ..   |
| ..         | ..      | 22    | 73,765    | 9            | 28,862    | ..         | ..      | 9       | 28,862    | 18           | 57,974    | ..                      | ..         | 18    | 57,974    | Steam } FOREIGN COUNTRIES—<br>UNION OF SOVIET<br>REPUBLICS      |
| ..         | ..      | 4     | 13,385    | 11           | 36,219    | ..         | ..      | 11      | 36,219    | 81           | 104,375   | 1                       | 2,647      | 32    | 107,622   | Steam } FINLAND   |
| 2          | 8,024   | 5     | 21,372    | 1            | 5,512     | 1          | 3,190   | 2       | 8,702     | 1            | 3,267     | ..                      | ..         | 1     | 3,267     | Steam } GEORGIA   |
| ..         | ..      | ..    | ..        | ..           | ..        | ..         | ..      | ..      | ..        | ..           | ..        | ..                      | ..         | ..    | ..        | .. } SWEDEN   |
| 12         | 52,079  | 85    | 376,474   | 78           | 348,904   | 5          | 22,430  | 83      | 371,424   | 39           | 404,448   | 10                      | 43,829     | 99    | 448,277   | Steam } NORWAY  |
| ..         | ..      | ..    | ..        | ..           | ..        | ..         | ..      | ..      | ..        | ..           | ..        | ..                      | ..         | ..    | ..        | .. } DENMARK  |
| 1          | 4,297   | 21    | 94,310    | 17           | 77,430    | 1          | 4,592   | 18      | 82,022    | 15           | 74,647    | 1                       | 4,345      | 16    | 78,992    | Steam } POLAND  |
| 2          | 6,002   | 9     | 33,091    | 5            | 20,906    | 1          | 4,497   | 6       | 25,403    | 5            | 21,690    | ..                      | ..         | 5     | 21,690    | Steam } GERMANY   |
| 7          | 23,166  | 22    | 102,037   | 14           | 78,604    | ..         | ..      | 14      | 78,604    | 12           | 64,860    | 1                       | 3,333      | 13    | 68,193    | .. } NETHERLANDS  |
| ..         | ..      | 1     | 1,175     | ..           | ..        | ..         | ..      | ..      | ..        | ..           | ..        | 1                       | 3,730      | 1     | 3,730     | .. } BELGIUM  |
| ..         | ..      | ..    | ..        | ..           | ..        | ..         | ..      | ..      | ..        | ..           | ..        | ..                      | ..         | ..    | ..        | .. } FRANCE   |
| 11         | 32,398  | 98    | 471,465   | 95           | 470,636   | 12         | 37,252  | 107     | 507,938   | 64           | 324,671   | 3                       | 26,412     | 72    | 351,083   | Steam } SPAIN   |
| ..         | ..      | ..    | ..        | 3            | 9,891     | ..         | ..      | 3       | 9,891     | ..           | ..        | ..                      | ..         | ..    | ..        | .. } PORTUGAL   |
| ..         | ..      | ..    | ..        | ..           | ..        | 1          | 2,365   | 1       | 2,365     | ..           | ..        | ..                      | ..         | ..    | ..        | .. } ITALY  |
| ..         | ..      | ..    | ..        | ..           | ..        | 1          | 1,139   | 1       | 1,139     | ..           | ..        | ..                      | ..         | ..    | ..        | .. } FIORE  |
| ..         | ..      | 13    | 44,515    | 4            | 8,536     | ..         | ..      | 4       | 8,536     | 1            | 1,309     | ..                      | ..         | 1     | 1,309     | .. } AUSTRIA  |
| 1          | 2,730   | 2     | 5,888     | ..           | ..        | 3          | 3,239   | 3       | 8,230     | ..           | ..        | 2                       | 5,000      | 2     | 5,000     | .. } YUGOSLAVIA   |
| ..         | ..      | ..    | ..        | ..           | ..        | ..         | ..      | ..      | ..        | ..           | ..        | ..                      | ..         | ..    | ..        | .. } ROMANIA  |
| 1          | 3,149   | 2     | 4,827     | 1            | 5,714     | 1          | 2,029   | 2       | 7,743     | ..           | ..        | 1                       | 223        | 1     | 223       | .. } GREECE   |
| ..         | ..      | ..    | ..        | ..           | ..        | ..         | ..      | ..      | ..        | ..           | ..        | ..                      | ..         | ..    | ..        | .. } TURKEY, EURO-<br>PEAN                                      |
| ..         | ..      | ..    | ..        | ..           | ..        | ..         | ..      | ..      | ..        | ..           | ..        | ..                      | ..         | ..    | ..        | .. } TURKEY, ASIATIC  |
| ..         | ..      | ..    | ..        | ..           | ..        | ..         | ..      | ..      | ..        | ..           | ..        | ..                      | ..         | ..    | ..        | .. } SYRIA  |

ABSTRACT TABLES  
SHIPPING

( 659 )

No. 2—continued

TRADE WITH

TOTAL NUMBER and TONNAGE of BRITISH, BRITISH INDIAN, and FOREIGN VESSELS, and NATIVE  
at PORTS in BRITISH INDIA, in each Official

| COUNTRIES WHENCE ENTERED   | 1931-32      |       |            |      |         |       | 1932-33      |       |            |      |         |       | With Cargoes |       |           |
|--|--------------|-------|------------|------|---------|-------|--------------|-------|------------|------|---------|-------|--------------|-------|-----------|
|  | With Cargoes |       | In Ballast |      | Total   |       | With Cargoes |       | In Ballast |      | Total   |       | ves.         | tons  |           |
|  | ves.         | tons  | ves.       | tons | ves.    | tons  | ves.         | tons  | ves.       | tons | ves.    | tons  |              |       |           |
| <b>FOREIGN COUNTRIES—contd.</b>                                  |              |       |            |      |         |       |              |       |            |      |         |       |              |       |           |
| ARABIA . . . . .   | Steam        | 16    | 38,775     | 7    | 19,271  | 22    | 58,046       | 8     | 28,003     | 11   | 25,562  | 19    | 49,525       | 10    | 25,103    |
|  | Sailing      | 197   | 18,287     | 53   | 4,081   | 250   | 22,368       | 105   | 17,387     | 47   | 4,102   | 242   | 21,489       | 165   | 15,893    |
| IRAQ . . . . .   | Steam        | 123   | 240,876    | 5    | 12,357  | 128   | 253,233      | 124   | 244,573    | 16   | 58,666  | 140   | 203,232      | 112   | 221,014   |
|  | Sailing      | 83    | 7,175      | 49   | 4,099   | 132   | 11,274       | 82    | 6,579      | 36   | 3,090   | 118   | 9,669        | 47    | 3,505     |
| IRAN . . . . .   | Steam        | 56    | 187,606    | 2    | 6,345   | 58    | 193,951      | 41    | 135,600    | 3    | 6,839   | 46    | 142,439      | 38    | 123,558   |
|  | Sailing      | 29    | 1,426      | 7    | 369     | 36    | 1,795        | 26    | 1,338      | 16   | 1,095   | 42    | 2,433        | 30    | 1,605     |
| HEWJAM ISLAND . . . . .  | Steam        | 1     | 374        | ..   | ..      | 1     | 374          | 1     | 341        | ..   | ..      | 1     | 341          | ..    | ..        |
| SUMATRA . . . . .  | Steam        | 9     | 9,479      | 12   | 21,166  | 21    | 30,645       | 21    | 30,259     | 11   | 23,073  | 32    | 53,937       | 13    | 21,091    |
| JAVA . . . . .   | Steam        | 80    | 279,636    | 10   | 37,338  | 90    | 317,024      | 57    | 201,041    | 3    | 9,443   | 60    | 211,084      | 59    | 209,794   |
| BORNEO (DUTCH) . . . . .   | Steam        | 10    | 33,481     | ..   | ..      | 10    | 33,481       | 8     | 25,959     | ..   | ..      | 8     | 25,959       | 8     | 29,961    |
| OBYEDS AND OTHER ISLANDS   | Steam        | 2     | 7,645      | 5    | 17,354  | 7     | 24,999       | 1     | 2,214      | ..   | ..      | 1     | 2,214        | 3     | 11,074    |
| SIAM . . . . .   | Steam        | 20    | 33,407     | 1    | 4,364   | 21    | 37,771       | 25    | 43,777     | 1    | 650     | 26    | 44,427       | 40    | 79,222    |
|  | Sailing      | 18    | 489        | 31   | 446     | 49    | 935          | 28    | 523        | 17   | 216     | 45    | 739          | 32    | 256       |
| INDO-CHINA (including COCHIN-CHINA, CAMBODIA, ANNAM AND TONKIN)  | Steam        | 19    | 35,502     | 3    | 6,390   | 21    | 41,892       | 16    | 75,544     | ..   | ..      | 16    | 75,544       | 15    | 31,243    |
| PHILIPPINES . . . . .  | Steam        | ..    | ..         | 1    | 3,397   | 1     | 3,397        | ..    | ..         | 2    | 8,011   | 2     | 8,011        | 2     | 6,142     |
| FORMOSA . . . . .  | Steam        | ..    | ..         | 3    | 10,231  | 3     | 10,231       | ..    | ..         | 6    | 21,950  | 6     | 21,950       | ..    | ..        |
| CHINA (EXCLUSIVE OF HONG-KONG AND MACAO)                         | Steam        | 69    | 211,257    | 21   | 58,099  | 90    | 270,256      | 53    | 202,984    | 13   | 42,568  | 65    | 245,547      | 67    | 270,076   |
| KOREA . . . . .  | Steam        | ..    | ..         | ..   | ..      | ..    | ..           | ..    | ..         | ..   | ..      | ..    | ..           | ..    | ..        |
| JAPAN . . . . .  | Steam        | 293   | 804,244    | 9    | 32,827  | 212   | 837,071      | 222   | 910,097    | 16   | 51,999  | 238   | 962,096      | 221   | 929,699   |
| EGYPT . . . . .  | Steam        | 1     | 4,845      | 17   | 54,405  | 18    | 59,250       | ..    | ..         | 14   | 49,606  | 14    | 49,606       | 6     | 20,426    |
| TUNIS . . . . .  | Steam        | ..    | ..         | ..   | ..      | ..    | ..           | ..    | ..         | 1    | 3,532   | 1     | 3,532        | ..    | ..        |
| ALGERIA . . . . .  | Steam        | ..    | ..         | ..   | ..      | ..    | ..           | ..    | ..         | 3    | 9,444   | 3     | 9,444        | ..    | ..        |
| CONGO FREE STATE . . . . .                                       | Steam        | ..    | ..         | ..   | ..      | ..    | ..           | ..    | ..         | ..   | ..      | ..    | ..           | 1     | 4,592     |
| PORTUGUESE EAST AFRICA   | Steam        | 1     | 4,129      | 6    | 22,043  | 7     | 26,163       | 1     | 2,031      | 3    | 21,768  | 7     | 23,799       | 4     | 10,862    |
|  | Sailing      | 8     | 1,037      | ..   | ..      | 8     | 1,037        | 5     | 573        | ..   | ..      | 5     | 573          | 3     | 276       |
| MADAGASCAR . . . . .   | Steam        | ..    | ..         | 2    | 4,767   | 2     | 4,767        | ..    | ..         | ..   | ..      | ..    | ..           | ..    | ..        |
| REUNION . . . . .  | Steam        | ..    | ..         | ..   | ..      | ..    | ..           | ..    | ..         | ..   | ..      | ..    | ..           | ..    | ..        |
|  | Sailing      | 2     | 216        | ..   | ..      | 2     | 216          | ..    | ..         | ..   | ..      | ..    | ..           | 2     | 131       |
| REUNION . . . . .  | Steam        | ..    | ..         | ..   | ..      | ..    | ..           | ..    | ..         | ..   | ..      | ..    | ..           | ..    | ..        |
| FRENCH WEST AFRICA . . . . .                                     | Steam        | ..    | ..         | ..   | ..      | ..    | ..           | ..    | ..         | ..   | ..      | ..    | ..           | ..    | ..        |
| ITALIAN EAST AFRICA (ERITREA AND SOMALILAND)                     | Steam        | 11    | 32,399     | ..   | ..      | 11    | 32,399       | 17    | 52,952     | ..   | ..      | 17    | 52,952       | 1     | 2,122     |
|  | Sailing      | 1     | 40         | ..   | ..      | 1     | 40           | 1     | 40         | ..   | ..      | 1     | 40           | 2     | 191       |
| FRENCH SOMALILAND . . . . .                                      | Steam        | 2     | 7,108      | ..   | ..      | 2     | 7,108        | 1     | 1,957      | 1    | 3,307   | 2     | 5,264        | ..    | ..        |
| UNITED STATES OF AMERICA   | Steam        | 132   | 505,604    | 4    | 49,511  | 136   | 555,115      | 108   | 485,786    | 1    | 9,583   | 109   | 95,369       | 118   | 519,781   |
|  | Sailing      | ..    | ..         | ..   | ..      | ..    | ..           | ..    | ..         | ..   | ..      | ..    | ..           | ..    | ..        |
| CUBA . . . . .   | Steam        | ..    | ..         | ..   | ..      | ..    | ..           | ..    | ..         | ..   | ..      | ..    | ..           | ..    | ..        |
| FRENCH WEST INDIES . . . . .                                     | Steam        | ..    | ..         | ..   | ..      | ..    | ..           | ..    | ..         | ..   | ..      | ..    | ..           | ..    | ..        |
| EQUADOR . . . . .  | Steam        | ..    | ..         | ..   | ..      | ..    | ..           | 1     | 2,211      | ..   | ..      | 1     | 2,211        | ..    | ..        |
| MEXICO . . . . .   | Steam        | ..    | ..         | ..   | ..      | ..    | ..           | ..    | ..         | ..   | ..      | ..    | ..           | ..    | ..        |
|  | Steam        | ..    | ..         | ..   | ..      | ..    | ..           | 3     | 8,536      | ..   | ..      | 3     | 8,536        | 2     | 5,058     |
| DUTCH GULANA . . . . .   | Steam        | ..    | ..         | ..   | ..      | ..    | ..           | ..    | ..         | ..   | ..      | ..    | ..           | ..    | ..        |
| CELEBES . . . . .  | Steam        | ..    | ..         | ..   | ..      | ..    | ..           | ..    | ..         | ..   | ..      | ..    | ..           | 2     | 6,827     |
| BRAZIL . . . . .   | Steam        | ..    | ..         | ..   | ..      | ..    | ..           | ..    | ..         | ..   | ..      | ..    | ..           | ..    | ..        |
| PERU . . . . .   | Steam        | ..    | ..         | ..   | ..      | ..    | ..           | ..    | ..         | ..   | ..      | ..    | ..           | ..    | ..        |
| ARGENTINE REPUBLIC . . . . .                                     | Steam        | ..    | ..         | ..   | ..      | ..    | ..           | ..    | ..         | ..   | ..      | ..    | ..           | ..    | ..        |
| ISLANDS IN THE PACIFIC   | Steam        | ..    | ..         | ..   | ..      | ..    | ..           | 1     | 6,304      | ..   | ..      | 1     | 6,304        | ..    | ..        |
|  | Sailing      | ..    | ..         | ..   | ..      | ..    | ..           | ..    | ..         | ..   | ..      | ..    | ..           | ..    | ..        |
| OTHER DUTCH POSSESSIONS IN THE EAST                              | Steam        | ..    | ..         | ..   | ..      | ..    | ..           | ..    | ..         | ..   | ..      | ..    | ..           | ..    | ..        |
| TOTAL FOREIGN COUNTRIES  | Steam        | 1,007 | 3,761,521  | 123  | 434,644 | 1,130 | 4,196,165    | 967   | 3,603,751  | 133  | 421,808 | 1,100 | 4,025,619    | 975   | 3,737,313 |
|  | Sailing      | 338   | 23,672     | 140  | 9,395   | 478   | 33,067       | 337   | 26,440     | 117  | 8,654   | 454   | 35,094       | 231   | 21,367    |
|  | Total        | 1,405 | 3,789,193  | 263  | 444,039 | 1,608 | 4,234,732    | 1,304 | 3,630,191  | 250  | 430,462 | 1,554 | 4,060,713    | 1,206 | 3,758,675 |
| TOTAL UNITED KINGDOM, BRITISH POSSESSIONS, AND FOREIGN COUNTRIES | Steam        | 2,323 | 7,337,892  | 291  | 953,713 | 2,614 | 8,294,520    | 2,124 | 6,903,871  | 294  | 922,723 | 2,418 | 7,826,594    | 2,219 | 6,329,543 |
|  | Sailing      | 522   | 42,853     | 313  | 30,232  | 835   | 73,085       | 509   | 40,005     | 314  | 30,683  | 823   | 70,688       | 415   | 33,108    |
|  | Total        | 2,850 | 7,380,655  | 604  | 983,945 | 3,454 | 8,367,605    | 2,633 | 6,943,876  | 608  | 953,406 | 3,241 | 7,902,782    | 2,634 | 7,362,651 |

EACH COUNTRY

CRAFT, including their repeated voyages, that ENTERED with CARGOES and in BALLAST from each COUNTRY, Year from 1931-32 to 1935-36—continued

Table with columns for years (1933-34, 1934-35, 1935-36) and categories (In Ballast, Total, With Cargoes). Rows list various countries and regions such as ARABIA, INDIA, CHINA, JAPAN, etc., with corresponding vessel counts and tonnage.



EACH COUNTRY

CRAFT, including their repeated voyages, that CLEARED with CARGOES and in BALLAST to each COUNTRY, year from 1931-32 to 1935-36.

Table with columns for years 1933-34, 1934-35, and 1935-36, sub-columns for In Ballast and Total (ves. and tons), and a column for Countries to which Cleared. Countries listed include United Kingdom and British Possessions, Channel Islands, Gibraltar, Aden and Dependencies, Bahrain Islands, Maldives, Ceylon, Straits Settlements, Federated Malay States, British Borneo, Hongkong, Gambia, Sierra Leone, Gold Coast, Nigeria, Union of South Africa, Mauritius and Dependencies, Kenya Colony, Tanganyika Territory, Somaliland Protectorate, Anglo-Egyptian Sudan, Canada, Bahamas, British West India Islands, Commonwealth of Australia, Territory of Papua, New Zealand, Fiji Islands, Other British Pacific Islands, Foreign Countries, Soviet Republics, Sweden, Norway, Denmark, Georgia, Poland, Germany, Netherlands, Belgium, France, Spain, Portugal, Italy, Fiume, Bulgaria, Rumania, Greece, Turkey, and Syria.

SHIPPING

No. 3—continued

TRADE WITH

TOTAL NUMBER and TONNAGE of BRITISH, BRITISH INDIAN, and FOREIGN VESSELS, and NATIVE from PORTS in BRITISH INDIA, in each Official

| COUNTRIES TO WHICH CLEARED                                       | 1931-32      |         |            |         |       |         | 1932-33      |           |            |         |       |           |              |         |
|--|--------------|---------|------------|---------|-------|---------|--------------|-----------|------------|---------|-------|-----------|--------------|---------|
|  | With Cargoes |         | In Ballast |         | Total |         | With Cargoes |           | In Ballast |         | Total |           | With Cargoes |         |
|  | ves.         | tons    | ves.       | tons    | ves.  | tons    | ves.         | tons      | ves.       | tons    | ves.  | tons      | ves.         | tons    |
| <b>FOREIGN COUNTRIES—contd.</b>                                  |              |         |            |         |       |         |              |           |            |         |       |           |              |         |
| ARABIA . . . . .   | 22           | 55,970  | 1          | 3,751   | 23    | 59,721  | 23           | 61,328    | 1          | 3,306   | 24    | 64,634    | 21           | 50,684  |
| { Steam  | 22           | 55,970  | 1          | 3,751   | 23    | 59,721  | 23           | 61,328    | 1          | 3,306   | 24    | 64,634    | 21           | 50,684  |
| { Sailing  | 305          | 26,936  | 1          | 56      | 306   | 26,992  | 320          | 27,008    | 8          | 277     | 328   | 27,285    | 300          | 25,864  |
| IRAQ . . . . .   | 110          | 213,661 | 4          | 9,271   | 114   | 222,932 | 105          | 203,337   | 1          | 3,711   | 106   | 207,098   | 106          | 206,109 |
| { Steam  | 110          | 213,661 | 4          | 9,271   | 114   | 222,932 | 105          | 203,337   | 1          | 3,711   | 106   | 207,098   | 106          | 206,109 |
| { Sailing  | 86           | 8,008   | 1          | 110     | 87    | 8,118   | 118          | 10,125    | ..         | ..      | 118   | 10,125    | 68           | 6,292   |
| IRAN . . . . .   | 19           | 67,536  | 41         | 129,538 | 60    | 197,069 | 25           | 86,590    | 34         | 108,434 | 59    | 165,083   | 15           | 50,086  |
| { Steam  | 19           | 67,536  | 41         | 129,538 | 60    | 197,069 | 25           | 86,590    | 34         | 108,434 | 59    | 165,083   | 15           | 50,086  |
| { Sailing  | 32           | 2,635   | ..         | ..      | 32    | 2,635   | 9            | 1,142     | 1          | 67      | 10    | 1,209     | 1            | 50      |
| HAWJAM ISLAND . . . . .  | ..           | ..      | ..         | ..      | ..    | ..      | ..           | ..        | ..         | ..      | ..    | ..        | ..           | ..      |
| { Steam  | ..           | ..      | ..         | ..      | ..    | ..      | ..           | ..        | ..         | ..      | ..    | ..        | ..           | ..      |
| { Sailing  | ..           | ..      | ..         | ..      | ..    | ..      | ..           | ..        | ..         | ..      | ..    | ..        | ..           | ..      |
| SUMATRA . . . . .  | 33           | 57,333  | 6          | 20,668  | 39    | 78,001  | 32           | 55,235    | 11         | 38,240  | 43    | 93,475    | 20           | 19,657  |
| { Steam  | 33           | 57,333  | 6          | 20,668  | 39    | 78,001  | 32           | 55,235    | 11         | 38,240  | 43    | 93,475    | 20           | 19,657  |
| { Sailing  | 48           | 182,229 | 19         | 68,051  | 67    | 250,280 | 50           | 202,149   | 17         | 57,966  | 67    | 260,115   | 69           | 265,891 |
| JAVA . . . . .   | ..           | ..      | ..         | ..      | ..    | ..      | ..           | ..        | ..         | ..      | ..    | ..        | ..           | ..      |
| { Steam  | ..           | ..      | ..         | ..      | ..    | ..      | ..           | ..        | ..         | ..      | ..    | ..        | ..           | ..      |
| { Sailing  | ..           | ..      | ..         | ..      | ..    | ..      | ..           | ..        | ..         | ..      | ..    | ..        | ..           | ..      |
| BORNEO (DUTCH) . . . . .   | ..           | ..      | ..         | ..      | ..    | ..      | ..           | ..        | ..         | ..      | ..    | ..        | ..           | ..      |
| { Steam  | ..           | ..      | ..         | ..      | ..    | ..      | ..           | ..        | ..         | ..      | ..    | ..        | ..           | ..      |
| { Sailing  | ..           | ..      | ..         | ..      | ..    | ..      | ..           | ..        | ..         | ..      | ..    | ..        | ..           | ..      |
| CHEBBS AND OTHER ISLANDS   | ..           | ..      | 4          | 18,261  | 4     | 18,261  | 1            | 4,515     | 1          | 3,168   | 2     | 7,683     | ..           | ..      |
| { Steam  | ..           | ..      | 4          | 18,261  | 4     | 18,261  | 1            | 4,515     | 1          | 3,168   | 2     | 7,683     | ..           | ..      |
| { Sailing  | ..           | ..      | ..         | ..      | ..    | ..      | ..           | ..        | ..         | ..      | ..    | ..        | ..           | ..      |
| SIAM . . . . .   | 8            | 5,265   | 3          | 7,146   | 11    | 12,411  | 18           | 14,145    | 8          | 6,944   | 21    | 21,089    | 20           | 18,536  |
| { Steam  | 8            | 5,265   | 3          | 7,146   | 11    | 12,411  | 18           | 14,145    | 8          | 6,944   | 21    | 21,089    | 20           | 18,536  |
| { Sailing  | 59           | 614     | 3          | 17      | 61    | 631     | 45           | 670       | 8          | 100     | 58    | 770       | 31           | 357     |
| INDO-CHINA (INCLUDING COCHIN-CHINA, CAMBODIA, ANNAM, AND TONKIN) | 13           | 68,447  | 1          | 2,162   | 14    | 70,609  | 13           | 71,331    | 3          | 9,794   | 16    | 81,125    | 13           | 70,992  |
| { Steam  | 13           | 68,447  | 1          | 2,162   | 14    | 70,609  | 13           | 71,331    | 3          | 9,794   | 16    | 81,125    | 13           | 70,992  |
| { Sailing  | ..           | ..      | ..         | ..      | ..    | ..      | ..           | ..        | ..         | ..      | ..    | ..        | ..           | ..      |
| PHILIPPINES . . . . .  | 4            | 17,891  | 4          | 17,188  | 8     | 35,079  | 1            | 4,800     | 2          | 6,718   | 3     | 11,518    | 1            | 2,908   |
| { Steam  | 4            | 17,891  | 4          | 17,188  | 8     | 35,079  | 1            | 4,800     | 2          | 6,718   | 3     | 11,518    | 1            | 2,908   |
| { Sailing  | ..           | ..      | ..         | ..      | ..    | ..      | ..           | ..        | ..         | ..      | ..    | ..        | ..           | ..      |
| ALGERIA . . . . .  | ..           | ..      | ..         | ..      | ..    | ..      | ..           | ..        | ..         | ..      | ..    | ..        | ..           | ..      |
| { Steam  | ..           | ..      | ..         | ..      | ..    | ..      | ..           | ..        | ..         | ..      | ..    | ..        | ..           | ..      |
| { Sailing  | ..           | ..      | ..         | ..      | ..    | ..      | ..           | ..        | ..         | ..      | ..    | ..        | ..           | ..      |
| FORMOSA . . . . .  | ..           | ..      | ..         | ..      | ..    | ..      | ..           | ..        | ..         | ..      | ..    | ..        | ..           | ..      |
| { Steam  | ..           | ..      | ..         | ..      | ..    | ..      | ..           | ..        | ..         | ..      | ..    | ..        | ..           | ..      |
| { Sailing  | ..           | ..      | ..         | ..      | ..    | ..      | ..           | ..        | ..         | ..      | ..    | ..        | ..           | ..      |
| CHINA (EXCLUSIVE OF HONG-KONG AND MACAO)                         | 128          | 357,201 | 2          | 3,781   | 128   | 360,982 | 103          | 345,364   | ..         | ..      | 103   | 345,364   | 97           | 340,393 |
| { Steam  | 128          | 357,201 | 2          | 3,781   | 128   | 360,982 | 103          | 345,364   | ..         | ..      | 103   | 345,364   | 97           | 340,393 |
| { Sailing  | ..           | ..      | ..         | ..      | ..    | ..      | ..           | ..        | ..         | ..      | ..    | ..        | ..           | ..      |
| KOREA . . . . .  | ..           | ..      | ..         | ..      | ..    | ..      | ..           | ..        | ..         | ..      | ..    | ..        | ..           | ..      |
| { Steam  | ..           | ..      | ..         | ..      | ..    | ..      | ..           | ..        | ..         | ..      | ..    | ..        | ..           | ..      |
| { Sailing  | ..           | ..      | ..         | ..      | ..    | ..      | ..           | ..        | ..         | ..      | ..    | ..        | ..           | ..      |
| JAPAN . . . . .  | 238          | 891,108 | 5          | 18,526  | 238   | 909,634 | 260          | 1,043,607 | 1          | 6,122   | 261   | 1,049,729 | 232          | 978,900 |
| { Steam  | 238          | 891,108 | 5          | 18,526  | 238   | 909,634 | 260          | 1,043,607 | 1          | 6,122   | 261   | 1,049,729 | 232          | 978,900 |
| { Sailing  | ..           | ..      | ..         | ..      | ..    | ..      | ..           | ..        | ..         | ..      | ..    | ..        | ..           | ..      |
| EGYPT . . . . .  | 15           | 52,636  | 2          | 8,480   | 17    | 61,116  | 22           | 73,400    | 6          | 10,845  | 28    | 84,254    | 60           | 183,372 |
| { Steam  | 15           | 52,636  | 2          | 8,480   | 17    | 61,116  | 22           | 73,400    | 6          | 10,845  | 28    | 84,254    | 60           | 183,372 |
| { Sailing  | ..           | ..      | ..         | ..      | ..    | ..      | 3            | 770       | ..         | ..      | 3     | 770       | ..           | ..      |
| FRENCH WEST AFRICA . . . . .                                     | ..           | ..      | ..         | ..      | ..    | ..      | 1            | 1,869     | ..         | ..      | 1     | 1,869     | ..           | ..      |
| { Steam  | ..           | ..      | ..         | ..      | ..    | ..      | 1            | 1,869     | ..         | ..      | 1     | 1,869     | ..           | ..      |
| { Sailing  | ..           | ..      | ..         | ..      | ..    | ..      | ..           | ..        | ..         | ..      | ..    | ..        | ..           | ..      |
| PORTUGUESE EAST AFRICA   | 1            | 2,619   | ..         | ..      | 1     | 2,619   | 5            | 13,270    | 1          | 4,044   | 6     | 17,314    | 6            | 19,369  |
| { Steam  | 1            | 2,619   | ..         | ..      | 1     | 2,619   | 5            | 13,270    | 1          | 4,044   | 6     | 17,314    | 6            | 19,369  |
| { Sailing  | 6            | 619     | ..         | ..      | 6     | 619     | 3            | 430       | ..         | ..      | 3     | 430       | 10           | 1,148   |
| MADAGASCAR . . . . .   | ..           | ..      | ..         | ..      | ..    | ..      | ..           | ..        | ..         | ..      | ..    | ..        | ..           | ..      |
| { Steam  | ..           | ..      | ..         | ..      | ..    | ..      | ..           | ..        | ..         | ..      | ..    | ..        | ..           | ..      |
| { Sailing  | 1            | 113     | ..         | ..      | 1     | 113     | ..           | ..        | ..         | ..      | ..    | ..        | ..           | ..      |
| REUNION . . . . .  | ..           | ..      | ..         | ..      | ..    | ..      | 1            | 2,282     | ..         | ..      | 1     | 2,282     | ..           | ..      |
| { Steam  | ..           | ..      | ..         | ..      | ..    | ..      | 1            | 2,282     | ..         | ..      | 1     | 2,282     | ..           | ..      |
| { Sailing  | ..           | ..      | ..         | ..      | ..    | ..      | ..           | ..        | ..         | ..      | ..    | ..        | ..           | ..      |
| GERMAN EAST AFRICA . . . . .                                     | ..           | ..      | ..         | ..      | ..    | ..      | ..           | ..        | ..         | ..      | ..    | ..        | ..           | ..      |
| { Steam  | ..           | ..      | ..         | ..      | ..    | ..      | ..           | ..        | ..         | ..      | ..    | ..        | ..           | ..      |
| { Sailing  | ..           | ..      | ..         | ..      | ..    | ..      | ..           | ..        | ..         | ..      | ..    | ..        | ..           | ..      |
| ITALIAN EAST AFRICA (ERITREA AND SOMALILAND)                     | 1            | 2,527   | 2          | 7,464   | 3     | 9,991   | 1            | 2,388     | 5          | 16,534  | 6     | 18,922    | 2            | 5,821   |
| { Steam  | 1            | 2,527   | 2          | 7,464   | 3     | 9,991   | 1            | 2,388     | 5          | 16,534  | 6     | 18,922    | 2            | 5,821   |
| { Sailing  | 1            | 40      | ..         | ..      | 1     | 40      | ..           | ..        | ..         | ..      | ..    | ..        | ..           | ..      |
| FRENCH SOMALILAND . . . . .                                      | 1            | 3,291   | ..         | ..      | 1     | 3,291   | ..           | ..        | ..         | ..      | ..    | ..        | ..           | ..      |
| { Steam  | 1            | 3,291   | ..         | ..      | 1     | 3,291   | ..           | ..        | ..         | ..      | ..    | ..        | ..           | ..      |
| { Sailing  | ..           | ..      | ..         | ..      | ..    | ..      | ..           | ..        | ..         | ..      | ..    | ..        | ..           | ..      |
| UNITED STATES OF AMERICA   | 144          | 564,869 | 9          | 61,993  | 153   | 626,862 | 131          | 563,347   | 2          | 55,958  | 133   | 619,305   | 154          | 602,836 |
| { Steam  | 144          | 564,869 | 9          | 61,993  | 153   | 626,862 | 131          | 563,347   | 2          | 55,958  | 133   | 619,305   | 154          | 602,836 |
| { Sailing  | ..           | ..      | ..         | ..      | ..    | ..      | ..           | ..        | ..         | ..      | ..    | ..        | ..           | ..      |
| CUBA . . . . .   | 15           | 46,037  | ..         | ..      | 15    | 46,037  | 8            | 23,159    | ..         | ..      | 8     | 23,159    | 11           | 34,862  |
| { Steam  | 15           | 46,037  | ..         | ..      | 15    | 46,037  | 8            | 23,159    | ..         | ..      | 8     | 23,159    | 11           | 34,862  |
| { Sailing  | ..           | ..      | ..         | ..      | ..    | ..      | ..           | ..        | ..         | ..      | ..    | ..        | ..           | ..      |
| MEXICO . . . . .   | ..           | ..      | ..         | ..      | ..    | ..      | 1            | 3,149     | ..         | ..      | 1     | 3,149     | ..           | ..      |
| { Steam  | ..           | ..      | ..         | ..      | ..    | ..      | 1            | 3,149     | ..         | ..      | 1     | 3,149     | ..           | ..      |
| { Sailing  | ..           | ..      | ..         | ..      | ..    | ..      | ..           | ..        | ..         | ..      | ..    | ..        | ..           | ..      |
| WEST INDIES . . . . .  | ..           | ..      | ..         | ..      | ..    | ..      | 1            | 3,194     | ..         | ..      | 1     | 3,194     | ..           | ..      |
| { Steam  | ..           | ..      | ..         | ..      | ..    | ..      | 1            | 3,194     | ..         | ..      | 1     | 3,194     | ..           | ..      |
| { Sailing  | ..           | ..      | ..         | ..      | ..    | ..      | ..           | ..        | ..         | ..      | ..    | ..        | ..           | ..      |
| COLUMBIA . . . . .   | 2            | 6,575   | ..         | ..      | 2     | 6,575   | ..           | ..        | ..         | ..      | ..    | ..        | ..           | ..      |
| { Steam  | 2            | 6,575   | ..         | ..      | 2     | 6,575   | ..           | ..        | ..         | ..      | ..    | ..        | ..           | ..      |
| { Sailing  | ..           | ..      | ..         | ..      | ..    | ..      | ..           | ..        | ..         | ..      | ..    | ..        | ..           | ..      |
| VENEZUELA . . . . .  | ..           | ..      | ..         | ..      | ..    | ..      | ..           | ..        | ..         | ..      | ..    | ..        | 1            | 2,443   |
| { Steam  | ..           | ..      | ..         | ..      | ..    | ..      | ..           | ..        | ..         | ..      | ..    | ..        | 1            | 2,443   |
| { Sailing  | ..           | ..      | ..         | ..      | ..    | ..      | ..           | ..        | ..         | ..      | ..    | ..        | ..           | ..      |
| BRAZIL . . . . .   | 1            | 3,149   | 1          | 4,247   | 2     | 7,396   | ..           | ..        | ..         | ..      | ..    | ..        | ..           | ..      |
| { Steam  | 1            | 3,149   | 1          | 4,247   | 2     | 7,396   | ..           | ..        | ..         | ..      | ..    | ..        | ..           | ..      |
| { Sailing  | ..           | ..      | ..         | ..      | ..    | ..      | ..           | ..        | ..         | ..      | ..    | ..        | ..           | ..      |
| URUGUAY . . . . .  | ..           | ..      | ..         | ..      |       |         |              |           |            |         |       |           |              |         |



EACH COUNTRY

CRAFT, including their repeated voyages, that CLEARED with CARGOES and in BALLAST to each COUNTRY, Year from 1931-32 to 1935-36—continued

| 1933-34    |         |       |           | 1934-35      |           |            |         | 1935-36 |           |              |           | COUNTRIES TO WHICH CLEARED |            |       |           |         |  |  |
|------------|---------|-------|-----------|--------------|-----------|------------|---------|---------|-----------|--------------|-----------|----------------------------|------------|-------|-----------|---------|--|--|
| In Ballast |         | Total |           | With Cargoes |           | In Ballast |         | Total   |           | With Cargoes |           |                            | In Ballast |       | Total     |         |  |  |
| vcs.       | tons    | vcs.  | tons      | vcs.         | tons      | vcs.       | tons    | vcs.    | tons      | vcs.         | tons      |                            | vcs.       | tons  | vcs.      | tons    |  |  |
| 2          | 8,354   | 23    | 59,038    | 27           | 69,202    | ..         | ..      | 27      | 69,202    | 25           | 69,523    | 1                          | 2,047      | 26    | 72,170    | Steam   | FOREIGN COUNTRIES—<br><i>conid.</i><br>ARABIA                                |  |
| 13         | 900     | 313   | 26,314    | 301          | 25,602    | 1          | 49      | 302     | 25,651    | 330          | 28,015    | 1                          | 41         | 331   | 28,056    | Sailing |  |  |
| 3          | 6,237   | 109   | 212,396   | 112          | 211,652   | 4          | 10,043  | 116     | 227,695   | 107          | 209,595   | 14                         | 50,035     | 121   | 259,630   | Steam   | IRAQ   |  |
| 2          | 134     | 70    | 6,476     | 72           | 6,109     | ..         | ..      | 72      | 6,109     | 102          | 8,839     | ..                         | ..         | 102   | 8,839     | Sailing |  |  |
| 34         | 114,713 | 49    | 164,799   | 26           | 94,972    | 34         | 112,509 | 60      | 207,491   | 24           | 87,654    | 51                         | 186,371    | 75    | 274,025   | Steam   | IRAN   |  |
| 2          | 120     | 3     | 170       | 3            | 298       | ..         | ..      | 3       | 298       | 6            | 529       | ..                         | ..         | 6     | 529       | Sailing |  |  |
| ..         | ..      | ..    | ..        | ..           | ..        | ..         | ..      | ..      | ..        | ..           | ..        | ..                         | ..         | ..    | ..        | ..      | Steam  | HUNJAM ISLAND                                      |
| ..         | ..      | ..    | ..        | ..           | ..        | ..         | ..      | ..      | ..        | ..           | ..        | ..                         | ..         | ..    | ..        | ..      | Sailing  |  |
| 15         | 54,889  | 35    | 74,546    | 25           | 32,433    | 13         | 44,604  | 38      | 77,037    | 23           | 24,080    | 8                          | 29,387     | 31    | 53,467    | Steam   | SUMATRA  |  |
| 4          | 15,483  | 73    | 281,374   | 62           | 233,648   | 3          | 14,087  | 65      | 252,736   | 39           | 146,343   | 23                         | 93,184     | 62    | 238,527   | Steam   | JAVA   |  |
| ..         | ..      | ..    | ..        | ..           | ..        | ..         | ..      | ..      | ..        | ..           | ..        | ..                         | ..         | ..    | ..        | ..      |  | Sailing  |
| 2          | 6,352   | 2     | 6,352     | ..           | ..        | 1          | 2,214   | 1       | 2,214     | ..           | ..        | ..                         | ..         | ..    | ..        | ..      | Steam  | BORNEO (DUTCH)                                     |
| 1          | 2,045   | 1     | 2,045     | 1            | 3,195     | 4          | 10,625  | 5       | 18,820    | ..           | ..        | 2                          | 7,415      | 2     | 7,415     | Steam   | CELEBES AND OTHER ISLANDS  |  |
| 2          | 5,810   | 22    | 24,346    | 20           | 20,328    | 3          | 20,879  | 28      | 41,207    | 13           | 11,012    | 7                          | 16,765     | 20    | 26,777    | Steam   |  |  |
| 11         | 55      | 42    | 412       | 13           | 99        | ..         | ..      | 13      | 99        | 6            | 49        | ..                         | ..         | 6     | 49        | Sailing | SIAM   |  |
| 2          | 4,033   | 15    | 75,030    | 6            | 31,315    | 2          | 6,210   | 8       | 37,525    | 3            | 17,551    | 10                         | 25,111     | 13    | 42,662    | Steam   | INDO-CHINA (INCLD-<br>ING COCHIN-<br>CHINA, CAMBODIA,<br>ANNAM, AND TONKIN)  |  |
| ..         | ..      | ..    | ..        | ..           | ..        | ..         | ..      | ..      | ..        | ..           | ..        | ..                         | ..         | ..    | ..        | ..      |  | Sailing  |
| 3          | 8,042   | 4     | 10,950    | 3            | 10,968    | 1          | 2,637   | 4       | 13,000    | 1            | 2,936     | 4                          | 11,350     | 5     | 14,286    | Steam   | PHILIPPINES  |  |
| ..         | ..      | ..    | ..        | ..           | ..        | ..         | ..      | ..      | ..        | ..           | ..        | ..                         | ..         | ..    | ..        | ..      | Steam  | ALGERIA  |
| ..         | ..      | ..    | ..        | ..           | ..        | ..         | ..      | ..      | ..        | ..           | ..        | ..                         | ..         | ..    | ..        | ..      | Steam  | FORMOSA  |
| 1          | 4,009   | 93    | 344,402   | 90           | 298,266   | 2          | 4,027   | 92      | 303,193   | 61           | 171,169   | 6                          | 53,365     | 67    | 224,534   | Steam   | CHINA (EXCLD SHEN<br>OF HONGKONG<br>AND MACAO)                               |  |
| ..         | ..      | ..    | ..        | ..           | ..        | ..         | ..      | ..      | ..        | ..           | ..        | ..                         | ..         | ..    | ..        | ..      | Steam  | KOREA  |
| 3          | 10,540  | 235   | 989,449   | 230          | 1,036,659 | 1          | 4,325   | 261     | 1,000,984 | 232          | 1,177,555 | 11                         | 87,002     | 243   | 1,215,157 | Steam   | JAPAN  |  |
| 5          | 16,907  | 65    | 202,369   | 47           | 164,375   | 3          | 7,172   | 50      | 171,547   | 15           | 54,987    | 3                          | 7,736      | 18    | 62,623    | Steam   | EGYPT  |  |
| ..         | ..      | ..    | ..        | ..           | ..        | ..         | ..      | ..      | ..        | ..           | ..        | ..                         | ..         | ..    | ..        | ..      |  | Sailing  |
| ..         | ..      | ..    | ..        | 2            | 2,799     | ..         | ..      | 2       | 2,799     | 4            | 11,419    | ..                         | ..         | 4     | 11,419    | Steam   | FRANCE WEST AFRICA   |  |
| ..         | ..      | 6     | 18,860    | 1            | 2,637     | ..         | ..      | 1       | 2,537     | 2            | 5,076     | ..                         | ..         | 2     | 5,076     | Steam   | PORTUGUESE EAST<br>AFRICA  |  |
| ..         | ..      | 10    | 1,148     | 5            | 569       | ..         | ..      | 5       | 569       | 2            | 142       | ..                         | ..         | 2     | 142       | Sailing |  |  |
| 1          | 1,031   | 6     | 14,178    | 3            | 20,301    | ..         | ..      | 3       | 20,301    | 10           | 25,375    | 1                          | 4,601      | 11    | 29,976    | Steam   | MADAGASCAR   |  |
| ..         | ..      | ..    | ..        | ..           | ..        | ..         | ..      | ..      | ..        | ..           | ..        | ..                         | ..         | ..    | ..        | ..      |  | Sailing  |
| ..         | ..      | ..    | ..        | ..           | ..        | ..         | ..      | ..      | ..        | 1            | 3,147     | ..                         | ..         | 1     | 3,147     | Steam   | REUNION  |  |
| ..         | ..      | ..    | ..        | ..           | ..        | ..         | ..      | ..      | ..        | ..           | ..        | ..                         | ..         | ..    | ..        | ..      | Steam  | GERMAN EAST<br>AFRICA                              |
| 2          | 8,354   | 4     | 14,175    | 1            | 3,061     | 1          | 4,293   | 2       | 7,354     | 1            | 3,061     | 3                          | 12,770     | 4     | 15,831    | Steam   |  |  |
| ..         | ..      | ..    | ..        | 1            | 60        | ..         | ..      | 1       | 60        | ..           | ..        | ..                         | ..         | ..    | ..        | ..      | Sailing  | ITALIAN EAST<br>AFRICA (BRITISH<br>AND SOMALILAND) |
| ..         | ..      | ..    | ..        | 1            | 2,014     | ..         | ..      | 1       | 2,014     | ..           | ..        | 1                          | 2,153      | 1     | 2,153     | Steam   | FRENCH SOMALILAND  |  |
| ..         | ..      | ..    | ..        | ..           | ..        | ..         | ..      | ..      | ..        | ..           | ..        | ..                         | ..         | ..    | ..        | ..      |  | Sailing  |
| 2          | 32,123  | 156   | 694,964   | 154          | 670,056   | 3          | 20,953  | 157     | 706,009   | 179          | 786,950   | 1                          | 4,345      | 180   | 791,295   | Steam   | UNITED STATES OF<br>AMERICA  |  |
| ..         | ..      | ..    | ..        | ..           | ..        | ..         | ..      | ..      | ..        | ..           | ..        | ..                         | ..         | ..    | ..        | ..      |  | Sailing  |
| ..         | ..      | 11    | 34,862    | 3            | 5,603     | ..         | ..      | 3       | 5,603     | 3            | 8,012     | ..                         | ..         | 3     | 8,012     | Steam   | CUBA   |  |
| ..         | ..      | ..    | ..        | ..           | ..        | ..         | ..      | ..      | ..        | 1            | 3,427     | ..                         | ..         | 1     | 3,427     | Sailing |  |  |
| ..         | ..      | ..    | ..        | ..           | ..        | ..         | ..      | ..      | ..        | ..           | ..        | ..                         | ..         | ..    | ..        | ..      | Steam  | MEXICO   |
| ..         | ..      | ..    | ..        | ..           | ..        | ..         | ..      | ..      | ..        | ..           | ..        | ..                         | ..         | ..    | ..        | ..      | Steam  | WEST INDIES  |
| ..         | ..      | 1     | 2,443     | ..           | ..        | ..         | ..      | ..      | ..        | ..           | ..        | ..                         | ..         | ..    | ..        | ..      | Steam  | COLOMBIA   |
| ..         | ..      | ..    | ..        | ..           | ..        | ..         | ..      | ..      | ..        | ..           | ..        | ..                         | ..         | ..    | ..        | ..      | Steam  | VENEZUELA  |
| ..         | ..      | ..    | ..        | ..           | ..        | ..         | ..      | ..      | ..        | ..           | ..        | ..                         | ..         | ..    | ..        | ..      | Steam  | BRAZIL   |
| ..         | ..      | ..    | ..        | ..           | ..        | ..         | ..      | ..      | ..        | ..           | ..        | ..                         | ..         | ..    | ..        | ..      | Steam  | URUGUAY  |
| 1          | 1,626   | 13    | 42,736    | 7            | 21,573    | 1          | 2,873   | 3       | 24,451    | 13           | 44,221    | ..                         | ..         | 13    | 44,221    | Steam   | ARGENTINE<br>REPUBLIC  |  |
| ..         | ..      | ..    | ..        | ..           | ..        | ..         | ..      | ..      | ..        | ..           | ..        | ..                         | ..         | ..    | ..        | ..      |  | Sailing  |
| ..         | ..      | ..    | ..        | 1            | 2,612     | ..         | ..      | 1       | 2,612     | 2            | 5,156     | ..                         | ..         | 2     | 5,156     | Steam   | CHILE  |  |
| ..         | ..      | ..    | ..        | ..           | ..        | ..         | ..      | ..      | ..        | ..           | ..        | ..                         | ..         | ..    | ..        | ..      |  | Sailing  |
| ..         | ..      | 4     | 10,102    | 3            | 7,876     | ..         | ..      | 3       | 7,876     | 1            | 2,612     | ..                         | ..         | 1     | 2,612     | Steam   | PERU   |  |
| ..         | ..      | ..    | ..        | ..           | ..        | ..         | ..      | ..      | ..        | ..           | ..        | ..                         | ..         | ..    | ..        | ..      |  | Steam  |
| ..         | ..      | ..    | ..        | ..           | ..        | ..         | ..      | ..      | ..        | ..           | ..        | ..                         | ..         | ..    | ..        | ..      | Stea   | EQUADOR  |
| ..         | ..      | ..    | ..        | ..           | ..        | ..         | ..      | ..      | ..        | ..           | ..        | ..                         | ..         | ..    | ..        | ..      | Stea   | OTHER ISLANDS IN<br>THE PACIFIC                    |
| ..         | ..      | ..    | ..        | ..           | ..        | ..         | ..      | ..      | ..        | ..           | ..        | ..                         | ..         | ..    | ..        | ..      | Stalling   | FRENCH EQUATORIAL<br>AFRICA                        |
| ..         | ..      | ..    | ..        | ..           | ..        | ..         | ..      | ..      | ..        | 1            | 5,481     | ..                         | ..         | 1     | 5,481     | Steam   | FINLAND  |  |
| ..         | ..      | ..    | ..        | ..           | ..        | ..         | ..      | ..      | ..        | 1            | 3,365     | 3                          | 9,116      | 4     | 12,481    | Steam   | OTHER DUTCH POSSES-<br>SION IN THE INDIAN SEAS                               |  |
| 93         | 851,872 | 1,238 | 4,589,076 | 1,143        | 4,222,686 | 97         | 355,618 | 1,240   | 4,578,304 | 1,155        | 4,310,811 | 157                        | 573,442    | 1,312 | 4,889,253 | Steam   | TOTAL FOREIGN<br>COUNTRIES   |  |
| 23         | 1,319   | 444   | 35,671    | 410          | 34,786    | 1          | 49      | 411     | 34,835    | 453          | 38,245    | 1                          | 41         | 454   | 38,286    | Sailing |  |  |
| 121        | 353,191 | 1,682 | 4,625,347 | 1,553        | 4,257,472 | 98         | 355,667 | 1,651   | 4,613,139 | 1,608        | 4,349,056 | 158                        | 573,483    | 1,766 | 4,927,539 | Total   |  |  |
| 120        | 448,313 | 2,454 | 8,093,941 | 2,497        | 8,149,323 | 150        | 487,539 | 2,647   | 8,636,867 | 2,477        | 8,170,185 | 220                        | 789,994    | 2,697 | 8,960,179 | Steam   | TOTAL UNITED<br>KINGDOM, BRITISH<br>POSSESSIONS<br>AND FOREIGN<br>COUNTRIES. |  |
| 43         | 2,598   | 848   | 71,306    | 904          | 77,717    | 20         | 2,313   | 923     | 60,030    | 891          | 77,495    | 43                         | 3,606      | 934   | 81,101    | Sailing |  |  |
| 163        | 448,911 | 3,302 | 8,166,746 | 3,461        | 8,227,045 | 179        | 459,852 | 3,649   | 8,716,897 | 3,368        | 8,247,680 | 293                        | 793,600    | 3,631 | 9,041,280 | Total   |  |  |

ABSTRACT TABLES  
SHIPPING

( 665 )

No. 4

NATIONALITY

TOTAL NUMBER and TONNAGE of VESSELS of each NATION, including their repeated voyages, that ENTERED

| NATIONALITY OF VESSELS                              | 1931-32      |       |            |      |         |       | 1932-33      |       |            |      |         |       |              |       |           |
|---|--------------|-------|------------|------|---------|-------|--------------|-------|------------|------|---------|-------|--------------|-------|-----------|
|   | With Cargoes |       | In Ballast |      | Total   |       | With Cargoes |       | In Ballast |      | Total   |       | With Cargoes |       |           |
|   | ves.         | tons  | ves.       | tons | ves.    | tons  | ves.         | tons  | ves.       | tons | ves.    | tons  | ves.         | tons  |           |
| BRITISH, OTHER THAN BRITISH INDIAN                  | Steam        | 1,660 | 4,908,162  | 106  | 684,947 | 1,856 | 5,593,109    | 1,660 | 4,681,047  | 206  | 667,490 | 1,766 | 5,348,537    | 1,505 | 4,791,386 |
|   | Sailing      | 1     | 74         | 2    | 267     | 3     | 441          | ..    | ..         | 1    | 98      | 1     | 98           | 5     | 598       |
| BRITISH INDIAN, OTHER THAN NATIVE CRAFT             | Steam        | 16    | 44,570     | 15   | 16,708  | 31    | 61,278       | 4     | 9,502      | 10   | 21,011  | 14    | 30,513       | 15    | 11,047    |
|   | Sailing      | 67    | 6,321      | 88   | 12,131  | 155   | 18,452       | 77    | 7,811      | 106  | 13,402  | 189   | 21,213       | 48    | 5,657     |
| FOREIGN, OTHER THAN NATIVE CRAFT                    | Steam        | 652   | 2,385,070  | 80   | 255,063 | 732   | 2,640,133    | 560   | 2,218,822  | 78   | 234,222 | 638   | 2,453,044    | 600   | 2,518,110 |
|   | Sailing      | 3     | 518        | ..   | ..      | 3     | 518          | 2     | 325        | ..   | ..      | 2     | 325          | 3     | 470       |
| NATIVE CRAFT  |              |       |            |      |         |       |              |       |            |      |         |       |              |       |           |
| BRITISH   | Sailing      | ..    | ..         | ..   | ..      | ..    | ..           | ..    | ..         | ..   | ..      | ..    | ..           | ..    | ..        |
| BRITISH INDIAN                                      | Sailing      | 252   | 20,687     | 153  | 12,873  | 405   | 33,515       | 219   | 14,789     | 145  | 12,017  | 355   | 27,706       | 177   | 11,473    |
| FOREIGN   | Sailing      | 199   | 15,303     | 70   | 4,856   | 269   | 20,159       | 220   | 17,080     | 62   | 4,266   | 282   | 21,346       | 182   | 14,010    |
| TOTAL   | Steam        | 2,328 | 7,337,802  | 291  | 956,718 | 2,619 | 8,294,520    | 2,124 | 6,909,871  | 294  | 922,723 | 2,418 | 7,832,594    | 2,219 | 7,320,543 |
|   | Sailing      | 522   | 42,653     | 313  | 30,232  | 835   | 78,035       | 509   | 40,005     | 314  | 30,683  | 823   | 70,688       | 415   | 33,108    |
|   | Total        | 2,850 | 7,380,455  | 604  | 986,950 | 3,454 | 8,372,555    | 2,633 | 6,949,876  | 608  | 953,406 | 3,241 | 7,903,282    | 2,634 | 7,653,651 |
| DETAIL OF FOREIGN VESSELS, OTHER THAN NATIVE CRAFT— |              |       |            |      |         |       |              |       |            |      |         |       |              |       |           |
| DANISH  | Steam        | 18    | 41,664     | 1    | 2,674   | 19    | 44,338       | 7     | 16,442     | ..   | ..      | 7     | 16,442       | 8     | 24,857    |
| DUTCH   | Steam        | 66    | 242,686    | 14   | 23,716  | 80    | 271,402      | 65    | 221,977    | 5    | 7,548   | 70    | 229,525      | 63    | 239,054   |
| FRENCH  | Steam        | 25    | 128,544    | 2    | 7,521   | 27    | 136,065      | 19    | 105,859    | 2    | 7,404   | 21    | 112,763      | 20    | 162,677   |
| BELGIAN   | Steam        | ..    | ..         | ..   | ..      | ..    | ..           | ..    | ..         | ..   | ..      | ..    | ..           | ..    |           |
| GERMAN  | Steam        | 104   | 447,106    | 23   | 105,590 | 127   | 552,696      | 83    | 364,317    | 13   | 55,826  | 96    | 420,142      | 80    | 352,098   |
|   | Sailing      | ..    | ..         | ..   | ..      | ..    | ..           | ..    | ..         | ..   | ..      | ..    | ..           | ..    |           |
| GREEK   | Steam        | ..    | ..         | ..   | ..      | ..    | ..           | 1     | 2,946      | 4    | 11,048  | 5     | 13,989       | 3     | 9,214     |
| ITALIAN   | Steam        | 122   | 514,323    | 3    | 9,163   | 125   | 523,486      | 115   | 577,071    | 6    | 20,810  | 121   | 597,881      | 137   | 710,343   |
| NORWEGIAN   | Steam        | 100   | 221,446    | 10   | 20,507  | 110   | 241,953      | 73    | 174,813    | 19   | 33,523  | 92    | 213,336      | 89    | 220,846   |
| PORTUGUESE  | Steam        | 1     | 1,434      | ..   | ..      | 1     | 1,434        | 2     | 2,628      | ..   | ..      | 2     | 2,628        | ..    | ..        |
| RUSSIAN   | Steam        | ..    | ..         | ..   | ..      | ..    | ..           | ..    | ..         | ..   | ..      | ..    | ..           | ..    |           |
| SWEDISH   | Steam        | 17    | 54,981     | 2    | 3,451   | 20    | 58,432       | 12    | 33,212     | 4    | 9,343   | 16    | 48,055       | 13    | 42,200    |
| JAPANESE  | Steam        | 166   | 549,632    | 16   | 49,590  | 172   | 599,222      | 142   | 492,619    | 22   | 70,711  | 164   | 563,330      | 145   | 533,493   |
| CHINESE   | Steam        | ..    | ..         | 4    | 7,650   | 4     | 7,650        | 1     | 2,696      | 1    | 3,371   | 2     | 6,567        | 1     | 1,175     |
|   | Sailing      | ..    | ..         | ..   | ..      | ..    | ..           | ..    | ..         | ..   | ..      | ..    | ..           | ..    |           |
| SIAMSE  | Steam        | ..    | ..         | ..   | ..      | ..    | ..           | ..    | ..         | ..   | ..      | ..    | ..           | ..    |           |
|   | Sailing      | ..    | ..         | ..   | ..      | ..    | ..           | ..    | ..         | ..   | ..      | ..    | ..           | ..    |           |
| AMERICAN  | Steam        | 43    | 188,254    | 4    | 15,191  | 47    | 193,445      | 39    | 210,200    | 2    | 3,644   | 41    | 224,844      | 42    | 223,053   |
| YUGO-SLAVIAN  | Steam        | ..    | ..         | ..   | ..      | ..    | ..           | ..    | ..         | ..   | ..      | ..    | ..           | ..    |           |
| EGYPTIAN  | Steam        | ..    | ..         | ..   | ..      | ..    | ..           | ..    | ..         | ..   | ..      | ..    | ..           | ..    |           |
| FRENCH  | Steam        | ..    | ..         | ..   | ..      | ..    | ..           | ..    | ..         | ..   | ..      | ..    | ..           | ..    |           |
| MADEIRAN  | Sailing      | 3     | 518        | ..   | ..      | 3     | 518          | 2     | 325        | ..   | ..      | 2     | 325          | 3     | 470       |
| PANAMANIAN  | Steam        | ..    | ..         | ..   | ..      | ..    | ..           | ..    | ..         | ..   | ..      | ..    | ..           | ..    |           |
| TOTAL   | Steam        | 652   | 2,385,070  | 80   | 255,063 | 732   | 2,640,133    | 560   | 2,218,822  | 78   | 234,222 | 638   | 2,453,044    | 600   | 2,518,110 |
|   | Sailing      | 3     | 518        | ..   | ..      | 3     | 518          | 2     | 325        | ..   | ..      | 2     | 325          | 3     | 470       |
|   | Total        | 655   | 2,385,588  | 80   | 255,063 | 735   | 2,640,651    | 562   | 2,219,147  | 78   | 234,222 | 640   | 2,453,369    | 613   | 2,518,580 |

## OF VESSELS

with CARGOES and in BALLAST, at PORTS in BRITISH INDIA, in each Official Year from 1931-32 to 1935-36.

| 1933-34   |           |       |           | 1934-35      |           |            |         | 1935-36 |           |              |           | NATIONALITY OF VESSELS |            |       |           |  |
|---|-----------|-------|-----------|--------------|-----------|------------|---------|---------|-----------|--------------|-----------|------------------------|------------|-------|-----------|--|
| In Ballast  |           | Total |           | With Cargoes |           | In Ballast |         | Total   |           | With Cargoes |           |                        | In Ballast |       | Total     |  |
| ves.  | tons      | ves.  | tons      | ves.         | tons      | ves.       | tons    | ves.    | tons      | ves.         | tons      |                        | ves.       | tons  | ves.      | tons   |
| 216   | 739,077   | 1,811 | 5,530,063 | 1,688        | 5,119,854 | 191        | 619,160 | 1,879   | 5,739,014 | 1,742        | 5,422,050 | 175                    | 585,065    | 1,917 | 6,008,015 | Steam } BRITISH, OTHER<br>Sailing } THAN BRITISH<br>INDIA      |
| ..  | ..        | 5     | 598       | ..           | ..        | 1          | 332     | 1       | 332       | ..           | ..        | ..                     | ..         | ..    | ..        | ..   |
| 11  | 18,558    | 26    | 24,600    | 9            | 14,052    | ..         | ..      | 9       | 14,052    | ..           | ..        | 9                      | 23,969     | 9     | 23,969    | Steam } BRITISH INDIAN<br>Sailing } OTHER THAN<br>NATIVE CRAFT |
| 91  | 11,097    | 189   | 16,754    | 23           | 2,665     | 105        | 13,205  | 128     | 15,870    | 41           | 4,763     | 98                     | 18,389     | 189   | 16,152    | ..   |
| 100   | 829,563   | 709   | 2,847,673 | 702          | 2,767,278 | 94         | 301,407 | 796     | 3,068,685 | 714          | 2,842,113 | 102                    | 332,294    | 816   | 3,174,407 | Steam } FOREIGN, OTHER<br>Sailing } THAN NATIVE<br>CRAFT       |
| ..  | ..        | 3     | 470       | 2            | 325       | ..         | ..      | 2       | 325       | 2            | 325       | ..                     | ..         | 2     | 325       | ..   |
| ..  | ..        | ..    | ..        | ..           | ..        | ..         | ..      | ..      | ..        | ..           | ..        | ..                     | ..         | ..    | ..        | ..   |
| 189   | 12,023    | 366   | 23,406    | 257          | 19,564    | 288        | 20,790  | 545     | 40,354    | 200          | 16,339    | 214                    | 16,311     | 414   | 32,650    | Sailing } BRITISH INDIAN                                       |
| 74  | 5,423     | 256   | 20,333    | 201          | 15,879    | 59         | 4,063   | 260     | 19,942    | 214          | 16,685    | 57                     | 3,846      | 271   | 20,533    | Sailing } FOREIGN  |
| 327   | 1,081,798 | 2,546 | 8,402,836 | 2,399        | 7,901,184 | 285        | 920,567 | 2,684   | 8,821,751 | 2,456        | 8,264,163 | 236                    | 642,223    | 2,742 | 9,206,391 | Steam } TOTAL  |
| 864   | 23,543    | 769   | 61,051    | 433          | 38,433    | 453        | 38,390  | 936     | 77,323    | 457          | 38,112    | 369                    | 33,543     | 826   | 71,660    | Sailing } TOTAL  |
| 681   | 1,110,336 | 3,315 | 8,463,887 | 2,832        | 7,939,617 | 738        | 959,457 | 3,620   | 9,899,074 | 2,913        | 8,302,275 | 656                    | 975,776    | 3,568 | 9,278,051 | Total } TOTAL  |
| DETAIL OF FOREIGN VESSELS, other than native craft— |           |       |           |              |           |            |         |         |           |              |           |                        |            |       |           |  |
| 2   | 6,921     | 10    | 31,778    | 18           | 42,046    | 1          | 1,189   | 19      | 43,235    | 14           | 30,231    | 2                      | 2,803      | 16    | 33,039    | Steam } DANISH   |
| 8   | 14,093    | 71    | 243,152   | 66           | 218,906   | 6          | 13,014  | 72      | 231,920   | 70           | 233,697   | 9                      | 15,423     | 79    | 254,125   | Steam } DUTCH  |
| 2   | 13,183    | 31    | 176,360   | 27           | 153,736   | ..         | ..      | 27      | 153,736   | 23           | 131,266   | 3                      | 10,623     | 26    | 141,859   | Steam } FRENCH   |
| ..  | ..        | ..    | ..        | 1            | 315       | 1          | 301     | 2       | 476       | ..           | ..        | ..                     | ..         | ..    | ..        | Steam } BELGIAN  |
| 22  | 102,176   | 102   | 454,274   | 84           | 379,116   | 12         | 66,373  | 96      | 445,489   | 100          | 455,641   | 24                     | 109,167    | 124   | 564,806   | Steam } GERMAN<br>Sailing }                                    |
| ..  | ..        | ..    | ..        | ..           | ..        | ..         | ..      | ..      | ..        | ..           | ..        | ..                     | ..         | ..    | ..        | ..   |
| 13  | 39,377    | 16    | 49,091    | 4            | 12,450    | 13         | 49,737  | 22      | 62,137    | 14           | 42,745    | [12]                   | 35,225     | 26    | 77,970    | Steam } GREEK  |
| 7   | 23,465    | 144   | 733,313   | 130          | 673,646   | 13         | 41,491  | 143     | 720,937   | 91           | 491,074   | 13                     | 44,426     | 104   | 535,500   | Steam } ITALIAN  |
| 16  | 36,698    | 104   | 266,544   | 126          | 300,259   | 17         | 40,496  | 143     | 340,755   | 116          | 282,687   | 13                     | 43,762     | 139   | 320,349   | Steam } NORWEGIAN  |
| ..  | ..        | ..    | ..        | 1            | 1,314     | ..         | ..      | 1       | 1,314     | ..           | ..        | ..                     | ..         | ..    | ..        | Steam } PORTUGUESE   |
| ..  | ..        | ..    | ..        | ..           | ..        | ..         | ..      | ..      | ..        | ..           | ..        | 1                      | 2,364      | 1     | 2,364     | Steam } RUSSIAN  |
| 9   | 31,382    | 22    | 73,072    | 13           | 56,706    | 6          | 13,320  | 24      | 73,026    | 21           | 66,491    | 1                      | 2,521      | 22    | 69,012    | Steam } SWEDISH  |
| 10  | 31,324    | 156   | 665,317   | 174          | 653,710   | 9          | 33,633  | 183     | 687,343   | 195          | 776,569   | 12                     | 42,993     | 207   | 819,562   | Steam } JAPANESE   |
| ..  | ..        | 1     | 1,175     | 1            | 1,666     | 1          | 2,074   | 2       | 3,740     | 3            | 5,888     | 1                      | 1,926      | 4     | 7,814     | Steam } CHINESE<br>Sailing }                                   |
| ..  | ..        | ..    | ..        | ..           | ..        | ..         | ..      | ..      | ..        | ..           | ..        | ..                     | ..         | ..    | ..        | ..   |
| ..  | ..        | ..    | ..        | ..           | ..        | ..         | ..      | ..      | ..        | ..           | ..        | ..                     | ..         | ..    | ..        | ..   |
| 9   | 23,095    | 51    | 247,053   | 49           | 259,655   | 10         | 34,399  | 59      | 294,754   | 68           | 320,924   | 6                      | 21,051     | 74    | 341,975   | Steam } AMERICAN   |
| ..  | ..        | ..    | ..        | 1            | 3,173     | ..         | ..      | 1       | 3,173     | ..           | ..        | ..                     | ..         | ..    | ..        | ..   |
| ..  | ..        | ..    | ..        | 1            | 2,636     | ..         | ..      | 1       | 2,636     | ..           | ..        | ..                     | ..         | ..    | ..        | ..   |
| ..  | ..        | ..    | ..        | 1            | 2,330     | ..         | ..      | 1       | 2,330     | ..           | ..        | ..                     | ..         | ..    | ..        | ..   |
| ..  | ..        | 3     | 470       | 2            | 325       | ..         | ..      | 2       | 325       | 2            | 325       | ..                     | ..         | 2     | 325       | Sailing } MALDIVIAN  |
| 2   | 5,944     | 2     | 5,944     | ..           | ..        | ..         | ..      | ..      | ..        | ..           | ..        | ..                     | ..         | ..    | ..        | ..   |
| 100   | 329,563   | 709   | 2,847,673 | 702          | 2,767,278 | 94         | 301,407 | 796     | 3,068,685 | 714          | 2,842,113 | 102                    | 332,294    | 816   | 3,174,407 | Steam } TOTAL  |
| ..  | ..        | 3     | 470       | 2            | 325       | ..         | ..      | 2       | 325       | 2            | 325       | ..                     | ..         | 2     | 325       | Sailing } TOTAL  |
| 100   | 329,563   | 712   | 2,848,143 | 704          | 2,767,603 | 94         | 301,407 | 798     | 3,069,010 | 716          | 2,842,438 | 102                    | 332,294    | 818   | 3,174,732 | Total } TOTAL  |

ABSTRACT TABLES  
SHIPPING

( 667 )

No. 5

NATIONALITY

TOTAL NUMBER and TONNAGE of VESSELS of each NATION, including their repeated voyages, that CLEARED

| NATIONALITY OF VESSELS                                 | 1931-32      |       |            |      |         |       | 1932-33      |       |            |      |         |       | With Cargoes |       |           |
|--|--------------|-------|------------|------|---------|-------|--------------|-------|------------|------|---------|-------|--------------|-------|-----------|
|  | With Cargoes |       | In Ballast |      | Total   |       | With Cargoes |       | In Ballast |      | Total   |       |              |       |           |
|  | ves.         | tons  | ves.       | tons | ves.    | tons  | ves.         | tons  | ves.       | tons | ves.    | tons  | ves.         | tons  |           |
| BRITISH, OTHER THAN BRITISH<br>& INDIAN                | Steam        | 1,038 | 4,983,814  | 112  | 404,520 | 1,750 | 5,387,834    | 1,011 | 4,874,707  | 98   | 319,379 | 1,707 | 5,224,086    | 1,071 | 5,018,663 |
|  | Sailing      | 3     | 203        | 2    | 161     | 5     | 364          | 4     | 392        | 3    | 303     | 7     | 695          | 5     | 694       |
| BRITISH INDIAN, OTHER THAN<br>NATIVE CRAFT             | Steam        | 28    | 59,971     | ..   | ..      | 28    | 59,971       | 15    | 34,505     | 2    | 2,811   | 17    | 87,816       | 15    | 18,971    |
|  | Sailing      | 148   | 19,000     | 19   | 2,523   | 167   | 21,522       | 177   | 22,586     | 18   | 2,156   | 195   | 24,742       | 158   | 19,843    |
| FOREIGN OTHER THAN NATIVE<br>CRAFT                     | Steam        | 672   | 2,437,590  | 61   | 218,555 | 733   | 2,656,445    | 590   | 2,297,349  | 54   | 165,903 | 644   | 2,463,252    | 648   | 2,589,974 |
|  | Sailing      | 8     | 518        | ..   | ..      | 8     | 518          | 2     | 325        | ..   | ..      | 2     | 325          | 8     | 469       |
| NATIVE CRAFT   |              |       |            |      |         |       |              |       |            |      |         |       |              |       |           |
| BRITISH  | Sailing      | ..    | ..         | ..   | ..      | ..    | ..           | ..    | ..         | ..   | ..      | ..    | ..           | ..    | ..        |
| BRITISH INDIAN   | Sailing      | 404   | 39,492     | 24   | 1,532   | 428   | 35,024       | 345   | 25,852     | 24   | 1,251   | 369   | 27,103       | 363   | 26,122    |
| FOREIGN  | Sailing      | 285   | 22,886     | 2    | 166     | 287   | 28,054       | 330   | 26,964     | 3    | 277     | 333   | 27,241       | 270   | 22,570    |
| TOTAL  | Steam        | 2,338 | 7,481,175  | 173  | 623,075 | 2,511 | 8,104,250    | 2,216 | 7,206,561  | 152  | 518,098 | 2,368 | 7,724,654    | 2,334 | 7,647,028 |
|  | Sailing      | 843   | 76,101     | 47   | 4,981   | 890   | 80,482       | 358   | 76,109     | 48   | 3,987   | 406   | 80,096       | 300   | 69,207    |
|  | Total        | 3,181 | 7,557,276  | 220  | 627,456 | 3,401 | 8,184,732    | 3,074 | 7,282,670  | 200  | 522,080 | 3,274 | 7,804,750    | 3,184 | 7,716,235 |
| DETAIL OF FOREIGN VESSELS,<br>Other than native craft— |              |       |            |      |         |       |              |       |            |      |         |       |              |       |           |
| DANISH   | Steam        | 16    | 34,137     | ..   | ..      | 16    | 34,137       | 4     | 11,847     | 2    | 2,370   | 6     | 14,717       | 10    | 33,796    |
| DUTCH  | Steam        | 76    | 251,517    | 7    | 28,130  | 83    | 279,697      | 67    | 220,810    | 8    | 19,405  | 75    | 240,305      | 69    | 228,001   |
|  | Sailing      | ..    | ..         | ..   | ..      | ..    | ..           | ..    | ..         | ..   | ..      | ..    | ..           | ..    |           |
| FRENCH   | Steam        | 26    | 131,148    | ..   | ..      | 26    | 131,148      | 16    | 86,448     | ..   | ..      | 16    | 86,448       | 25    | 134,343   |
| IRISH  | Steam        | ..    | ..         | ..   | ..      | ..    | ..           | ..    | ..         | ..   | ..      | ..    | ..           | ..    |           |
| GERMAN   | Steam        | 120   | 567,448    | 7    | 26,349  | 136   | 593,797      | 93    | 405,305    | 2    | 13,410  | 95    | 410,215      | 99    | 434,766   |
|  | Sailing      | ..    | ..         | ..   | ..      | ..    | ..           | ..    | ..         | ..   | ..      | ..    | ..           | ..    |           |
| GREEK  | Steam        | ..    | ..         | ..   | ..      | ..    | ..           | 3     | 3,085      | ..   | ..      | 3     | 3,085        | 17    | 54,357    |
|  | Sailing      | ..    | ..         | ..   | ..      | ..    | ..           | ..    | ..         | ..   | ..      | ..    | ..           | ..    |           |
| ITALIAN  | Steam        | 132   | 559,593    | ..   | ..      | 132   | 559,593      | 121   | 597,134    | 2    | 6,557   | 123   | 603,691      | 143   | 721,953   |
| NORWEGIAN  | Steam        | 79    | 153,971    | 23   | 74,833  | 102   | 228,854      | 64    | 125,612    | 27   | 82,381  | 91    | 207,993      | 68    | 127,032   |
|  | Sailing      | ..    | ..         | ..   | ..      | ..    | ..           | ..    | ..         | ..   | ..      | ..    | ..           | ..    |           |
| PORTUGUESE   | Steam        | 1     | 1,434      | ..   | ..      | 1     | 1,434        | 1     | 1,314      | ..   | ..      | 1     | 1,314        | 1     | 1,314     |
| RUSSIAN  | Steam        | ..    | ..         | ..   | ..      | ..    | ..           | ..    | ..         | ..   | ..      | ..    | ..           | ..    |           |
| SWEDISH  | Steam        | 17    | 59,771     | 1    | 3,509   | 18    | 57,230       | 14    | 42,091     | 1    | 3,267   | 15    | 45,358       | 13    | 53,927    |
| EGYPTIAN   | Steam        | ..    | ..         | ..   | ..      | ..    | ..           | ..    | ..         | ..   | ..      | ..    | ..           | 1     | 2,340     |
|  | Sailing      | ..    | ..         | ..   | ..      | ..    | ..           | ..    | ..         | ..   | ..      | ..    | ..           | ..    |           |
| JAPANESE   | Steam        | 155   | 534,216    | 14   | 47,739  | 169   | 581,955      | 159   | 552,907    | 11   | 37,023  | 171   | 590,880      | 142   | 524,920   |
| CHINESE  | Steam        | 4     | 7,650      | 1    | 1,912   | 5     | 9,562        | 2     | 3,848      | ..   | ..      | 2     | 3,848        | 2     | 6,046     |
|  | Sailing      | ..    | ..         | ..   | ..      | ..    | ..           | ..    | ..         | ..   | ..      | ..    | ..           | ..    |           |
| AMERICAN   | Steam        | 36    | 143,443    | 8    | 35,933  | 44    | 184,426      | 44    | 235,184    | ..   | ..      | 44    | 235,184      | 50    | 259,460   |
|  | Sailing      | ..    | ..         | ..   | ..      | ..    | ..           | ..    | ..         | ..   | ..      | ..    | ..           | ..    |           |
| JUGO-SLAVIAN   | Steam        | 1     | 3,592      | ..   | ..      | 1     | 3,592        | ..    | ..         | ..   | ..      | ..    | ..           | ..    |           |
| CZECHOSLOVAKIAN  | Steam        | ..    | ..         | ..   | ..      | ..    | ..           | 1     | 2,122      | ..   | ..      | 1     | 2,122        | ..    |           |
| FINNISH  | Steam        | ..    | ..         | ..   | ..      | ..    | ..           | 1     | 3,542      | ..   | ..      | 1     | 3,542        | ..    |           |
| MALDIVIAN  | Sailing      | 8     | 518        | ..   | ..      | 8     | 518          | 2     | 325        | ..   | ..      | 2     | 325          | 8     | 469       |
| PANAMANIAN   | Steam        | ..    | ..         | ..   | ..      | ..    | ..           | ..    | ..         | ..   | ..      | ..    | ..           | 8     | 9,213     |
| TOTAL  | Steam        | 672   | 2,437,590  | 61   | 218,555 | 733   | 2,656,445    | 590   | 2,297,349  | 54   | 165,903 | 644   | 2,463,252    | 648   | 2,589,974 |
|  | Sailing      | 8     | 518        | ..   | ..      | 8     | 518          | 2     | 325        | ..   | ..      | 2     | 325          | 8     | 469       |
|  | Total        | 675   | 2,438,408  | 61   | 218,555 | 733   | 2,656,903    | 592   | 2,297,674  | 54   | 165,903 | 646   | 2,463,577    | 651   | 2,590,443 |

OF VESSELS

with CARGOES and in BALLAST, from PORTS in BRITISH INDIA, in each Official Year from 1931-32 to 1935-26.

| 1933-34    |         |       |           | 1934-35      |           |            |         | 1935-36 |           |              |           | NATIONALITY OF VESSELS |            |       |           |  |
|------------|---------|-------|-----------|--------------|-----------|------------|---------|---------|-----------|--------------|-----------|------------------------|------------|-------|-----------|--|
| In Ballast |         | Total |           | With Cargoes |           | In Ballast |         | Total   |           | With Cargoes |           |                        | In Ballast |       | Total     |  |
| ves.       | tons    | ves.  | tons      | ves.         | tons      | ves.       | tons    | ves.    | tons      | ves.         | tons      |                        | ves.       | tons  | ves.      | tons   |
| 68         | 246,820 | 1,739 | 5,200,503 | 1,769        | 5,387,095 | 82         | 254,943 | 1,851   | 5,642,038 | 1,778        | 5,584,155 | 115                    | 409,627    | 1,893 | 5,943,782 | Steam } BRITISH, OTHER THAN BRITISH INDIAN           |
| --         | --      | 6     | 694       | --           | --        | --         | --      | --      | --        | --           | --        | --                     | --         | --    | --        | Sailing }  |
| 1          | 120     | 16    | 14,001    | 15           | 27,575    | 4          | 4,831   | 19      | 32,456    | 35           | 61,089    | 2                      | 5,040      | 37    | 66,720    | Steam } BRITISH INDIAN                               |
| 3          | 284     | 161   | 19,027    | 122          | 15,503    | 6          | 762     | 123     | 16,265    | 130          | 18,068    | 9                      | 815        | 139   | 18,883    | Sailing }  |
| 51         | 109,873 | 699   | 2,789,347 | 713          | 2,734,658 | 64         | 227,715 | 777     | 2,962,373 | 664          | 2,574,941 | 103                    | 374,727    | 767   | 2,949,668 | Steam } FOREIGN, OTHER THAN NATIVE CRAFT             |
| --         | --      | 3     | 469       | 3            | 466       | --         | --      | 3       | 466       | 2            | 324       | --                     | --         | 2     | 324       | Sailing }  |
| --         | --      | --    | --        | --           | --        | --         | --      | --      | --        | --           | --        | --                     | --         | --    | --        | NATIVE CRAFT   |
| --         | --      | --    | --        | --           | --        | --         | --      | --      | --        | --           | --        | --                     | --         | --    | --        | Sailing } BRITISH                                    |
| 35         | 1,713   | 398   | 27,835    | 576          | 41,762    | 22         | 1,502   | 593     | 43,264    | 432          | 33,415    | 32                     | 2,752      | 404   | 36,167    | Sailing } BRITISH INDIAN                             |
| 10         | 601     | 280   | 23,180    | 263          | 19,986    | 1          | 49      | 264     | 20,035    | 327          | 25,688    | 2                      | 39         | 329   | 25,727    | Sailing } FOREIGN                                    |
| 120        | 446,313 | 2,454 | 8,093,911 | 2,497        | 8,149,323 | 150        | 487,539 | 2,647   | 8,636,867 | 2,477        | 8,170,185 | 220                    | 789,994    | 2,697 | 8,960,179 | Steam } TOTAL  |
| 48         | 2,598   | 848   | 71,805    | 964          | 77,717    | 29         | 2,813   | 993     | 80,030    | 891          | 77,405    | 49                     | 8,606      | 934   | 81,101    | Sailing }  |
| 168        | 448,911 | 3,302 | 8,165,746 | 3,461        | 8,227,045 | 179        | 489,852 | 3,640   | 8,716,897 | 3,368        | 8,247,690 | 269                    | 798,600    | 3,631 | 9,041,280 | Total }  |
| --         | --      | 10    | 33,796    | 15           | 37,089    | 3          | 2,812   | 18      | 39,901    | 15           | 36,780    | 5                      | 6,522      | 20    | 43,312    | DETAIL OF FOREIGN VESSELS, other than native craft-- |
| 5          | 13,087  | 74    | 241,098   | 71           | 227,139   | 6          | 15,437  | 77      | 242,576   | 63           | 105,138   | 18                     | 69,146     | 81    | 264,334   | Steam } DANISH                                       |
| --         | --      | --    | --        | --           | --        | --         | --      | --      | --        | --           | --        | --                     | --         | --    | --        | Sailing }  |
| --         | --      | 25    | 134,343   | 10           | 54,350    | 1          | 1,725   | 11      | 56,075    | 5            | 26,566    | --                     | --         | 5     | 26,566    | Steam } DUTCH  |
| --         | --      | --    | --        | --           | --        | 2          | 476     | 2       | 476       | 1            | 4,703     | --                     | --         | 1     | 4,703     | Steam } FRENCH                                       |
| 1          | 9,533   | 100   | 444,349   | 97           | 443,813   | 8          | 38,511  | 105     | 432,324   | 121          | 545,093   | 10                     | 35,901     | 131   | 580,994   | Steam } BELGIAN                                      |
| --         | --      | --    | --        | --           | --        | --         | --      | --      | --        | --           | --        | --                     | --         | --    | --        | Sailing }  |
| 1          | 3,059   | 13    | 57,416    | 23           | 61,668    | --         | --      | 22      | 61,668    | 16           | 50,226    | 8                      | 24,537     | 24    | 74,763    | Steam } GERMAN                                       |
| --         | --      | --    | --        | --           | --        | --         | --      | --      | --        | --           | --        | --                     | --         | --    | --        | Sailing }  |
| 1          | 2,950   | 144   | 724,903   | 155          | 730,477   | 2          | 5,127   | 157     | 735,604   | 104          | 504,813   | 13                     | 79,459     | 117   | 584,272   | Steam } GREEK  |
| 30         | 118,611 | 98    | 245,643   | 109          | 213,326   | 31         | 113,477 | 140     | 331,303   | 86           | 177,522   | 32                     | 91,227     | 118   | 269,349   | Steam } ITALIAN                                      |
| --         | --      | --    | --        | --           | --        | --         | --      | --      | --        | --           | --        | --                     | --         | --    | --        | Sailing }  |
| --         | --      | 1     | 1,314     | 1            | 1,314     | --         | --      | 1       | 1,314     | --           | --        | --                     | --         | --    | --        | Steam } NORWEGIAN                                    |
| --         | --      | --    | --        | --           | --        | --         | --      | --      | --        | 1            | 2,364     | --                     | --         | 1     | 2,364     | Steam } PORTUGUESE                                   |
| 3          | 16,006  | 31    | 69,933    | 18           | 57,552    | --         | --      | 18      | 57,552    | 20           | 62,871    | --                     | --         | 20    | 62,871    | Steam } RUSSIAN                                      |
| --         | --      | 1     | 2,840     | --           | --        | --         | --      | --      | --        | --           | --        | --                     | --         | --    | --        | Steam } SWEDISH                                      |
| --         | --      | --    | --        | --           | --        | --         | --      | --      | --        | --           | --        | --                     | --         | --    | --        | Sailing }  |
| 10         | 30,077  | 152   | 560,997   | 163          | 621,129   | 11         | 45,150  | 174     | 666,279   | 173          | 679,395   | 17                     | 67,335     | 190   | 746,730   | Steam } EGYPTIAN                                     |
| --         | --      | 2     | 5,046     | 1            | 2,074     | --         | --      | 1       | 2,074     | 3            | 5,480     | --                     | --         | 3     | 5,480     | Steam } JAPANESE                                     |
| --         | --      | --    | --        | --           | --        | --         | --      | --      | --        | --           | --        | --                     | --         | --    | --        | Sailing }  |
| --         | --      | 50    | 253,466   | 50           | 261,333   | --         | --      | 50      | 261,333   | 56           | 233,930   | --                     | --         | 56    | 233,930   | Steam } CHINESE                                      |
| --         | --      | --    | --        | --           | --        | --         | --      | --      | --        | --           | --        | --                     | --         | --    | --        | Sailing }  |
| --         | --      | --    | --        | --           | --        | --         | --      | --      | --        | --           | --        | --                     | --         | --    | --        | Steam } AMERICAN                                     |
| --         | --      | --    | --        | --           | --        | --         | --      | --      | --        | --           | --        | --                     | --         | --    | --        | Sailing }  |
| --         | --      | --    | --        | --           | --        | --         | --      | --      | --        | --           | --        | --                     | --         | --    | --        | Steam } JUGO-SLAVIAN                                 |
| --         | --      | --    | --        | --           | --        | --         | --      | --      | --        | --           | --        | --                     | --         | --    | --        | Steam } CZECHOSLOVAKIAN                              |
| --         | --      | --    | --        | 1            | 2,889     | --         | --      | 1       | 2,889     | --           | --        | --                     | --         | --    | --        | Steam } FINNISH                                      |
| --         | --      | 3     | 469       | 3            | 466       | --         | --      | 3       | 466       | 2            | 324       | --                     | --         | 2     | 324       | Sailing } MALDIVIAN                                  |
| --         | --      | 3     | 9,213     | --           | --        | --         | --      | --      | --        | --           | --        | --                     | --         | --    | --        | Steam } PANAMANIAN                                   |
| 51         | 199,373 | 699   | 2,739,347 | 713          | 2,734,658 | 64         | 227,715 | 777     | 2,962,373 | 664          | 2,574,941 | 103                    | 374,727    | 767   | 2,949,668 | Steam } TOTAL  |
| --         | --      | 3     | 469       | 3            | 466       | --         | --      | 3       | 466       | 2            | 324       | --                     | --         | 2     | 324       | Sailing }  |
| 51         | 199,373 | 702   | 2,739,816 | 716          | 2,735,124 | 64         | 227,715 | 780     | 2,962,839 | 666          | 2,575,265 | 103                    | 374,727    | 769   | 2,949,992 | Total }  |

BENGAL—BOMBAY  
SHIPPING AT EACH PORT

( 669 )

No. 6

NUMBER and TONNAGE of STEAM and SAILING VESSELS, including their REPEATED VOYAGES and INDIA, in each Official Year

| PORT AT WHICH ENTERED                | ENTERED WITH CARGOES |           |         |      |                |        |         |      |         |           |         |      |              |        |        |           |         |        |                   |           |
|--------------------------------------|----------------------|-----------|---------|------|----------------|--------|---------|------|---------|-----------|---------|------|--------------|--------|--------|-----------|---------|--------|-------------------|-----------|
|                                      | BRITISH              |           |         |      | BRITISH INDIAN |        |         |      | FOREIGN |           |         |      | NATIVE CRAFT |        | TOTAL  |           |         |        |                   |           |
|                                      | STEAM                |           | SAILING |      | STEAM          |        | SAILING |      | STEAM   |           | SAILING |      | SAILING      |        | STEAM  |           | SAILING |        | STEAM AND SAILING |           |
|                                      | vs.                  | tons      | vs.     | tons | vs.            | tons   | vs.     | tons | vs.     | tons      | vs.     | tons | vs.          | tons   | vs.    | tons      | vs.     | tons   | vs.               | tons.     |
| <b>BENGAL—</b>                       |                      |           |         |      |                |        |         |      |         |           |         |      |              |        |        |           |         |        |                   |           |
| <b>CALCUTTA (CHIEF PORT)—</b>        |                      |           |         |      |                |        |         |      |         |           |         |      |              |        |        |           |         |        |                   |           |
| 1931-32                              | 154                  | 601,534   | ..      | ..   | 8              | 24,770 | ..      | ..   | 45      | 164,158   | 3       | 518  | ..           | ..     | 207    | 790,462   | 3       | 518    | 210               | 700,920   |
| 1932-33                              | 150                  | 560,971   | ..      | ..   | 3              | 8,866  | ..      | ..   | 10      | 60,414    | 2       | 325  | ..           | ..     | 172    | 680,251   | 2       | 325    | 174               | 630,576   |
| 1933-34                              | 145                  | 546,367   | ..      | ..   | 2              | 6,224  | ..      | ..   | 18      | 49,314    | 3       | 470  | ..           | ..     | 160    | 601,905   | 3       | 470    | 163               | 602,375   |
| 1934-35                              | 144                  | 530,174   | ..      | ..   | ..             | ..     | 1       | 143  | 19      | 70,987    | 2       | 325  | ..           | ..     | 168    | 601,161   | 3       | 468    | 166               | 601,620   |
| 1935-36                              | 132                  | 474,708   | ..      | ..   | ..             | ..     | ..      | ..   | 20      | 60,091    | 2       | 325  | ..           | ..     | 152    | 543,799   | 2       | 325    | 154               | 544,124   |
| <b>CHITTAGONG—</b>                   |                      |           |         |      |                |        |         |      |         |           |         |      |              |        |        |           |         |        |                   |           |
| 1931-32                              | 4                    | 12,116    | ..      | ..   | ..             | ..     | ..      | ..   | 1       | 3,392     | ..      | ..   | ..           | ..     | 5      | 15,508    | ..      | ..     | 5                 | 15,508    |
| 1932-33                              | 7                    | 19,458    | ..      | ..   | ..             | ..     | ..      | ..   | 1       | 2,696     | ..      | ..   | ..           | ..     | 8      | 22,154    | ..      | ..     | 8                 | 22,154    |
| 1933-34                              | 6                    | 16,665    | ..      | ..   | ..             | ..     | ..      | ..   | ..      | ..        | ..      | ..   | ..           | 6      | 16,665 | ..        | ..      | 6      | 16,665            |           |
| 1934-35                              | 5                    | 14,690    | ..      | ..   | ..             | ..     | ..      | ..   | 1       | 3,768     | ..      | ..   | ..           | ..     | 6      | 18,458    | ..      | ..     | 6                 | 18,458    |
| 1935-36                              | 5                    | 13,883    | ..      | ..   | ..             | ..     | ..      | ..   | ..      | ..        | ..      | ..   | ..           | 5      | 13,883 | ..        | ..      | 5      | 13,883            |           |
| <b>TOTAL OF ALL PORTS IN BENGAL—</b> |                      |           |         |      |                |        |         |      |         |           |         |      |              |        |        |           |         |        |                   |           |
| 1931-32                              | 158                  | 613,650   | ..      | ..   | 8              | 24,770 | ..      | ..   | 46      | 167,550   | 3       | 518  | ..           | ..     | 212    | 805,970   | 3       | 518    | 215               | 806,483   |
| 1932-33                              | 157                  | 580,429   | ..      | ..   | 3              | 8,866  | ..      | ..   | 20      | 63,110    | 2       | 325  | ..           | ..     | 180    | 652,405   | 2       | 325    | 182               | 652,730   |
| 1933-34                              | 151                  | 563,032   | ..      | ..   | 2              | 6,224  | ..      | ..   | 18      | 49,314    | 3       | 470  | ..           | ..     | 166    | 618,570   | 3       | 470    | 169               | 619,040   |
| 1934-35                              | 149                  | 544,864   | ..      | ..   | ..             | ..     | 1       | 143  | 20      | 74,755    | 2       | 325  | ..           | ..     | 169    | 619,619   | 3       | 468    | 172               | 620,087   |
| 1935-36                              | 137                  | 488,591   | ..      | ..   | ..             | ..     | ..      | ..   | 20      | 60,091    | 2       | 325  | ..           | ..     | 157    | 557,682   | 2       | 325    | 159               | 558,007   |
| <b>BOMBAY—</b>                       |                      |           |         |      |                |        |         |      |         |           |         |      |              |        |        |           |         |        |                   |           |
| <b>BOMBAY (CHIEF PORT)—</b>          |                      |           |         |      |                |        |         |      |         |           |         |      |              |        |        |           |         |        |                   |           |
| 1931-32                              | 302                  | 1,577,988 | ..      | ..   | ..             | ..     | ..      | ..   | 237     | 952,393   | ..      | ..   | 96           | 10,303 | 539    | 2,530,376 | 96      | 10,303 | 635               | 2,540,679 |
| 1932-33                              | 319                  | 1,778,741 | ..      | ..   | ..             | ..     | ..      | ..   | 246     | 1,142,933 | ..      | ..   | 102          | 10,587 | 565    | 2,916,674 | 102     | 10,587 | 667               | 2,927,261 |
| 1933-34                              | 324                  | 1,822,005 | ..      | ..   | ..             | ..     | ..      | ..   | 249     | 1,229,265 | ..      | ..   | 94           | 9,679  | 573    | 3,051,270 | 94      | 9,679  | 667               | 3,060,940 |
| 1934-35                              | 346                  | 1,849,116 | ..      | ..   | ..             | ..     | ..      | ..   | 226     | 1,186,572 | ..      | ..   | 93           | 10,030 | 572    | 3,035,688 | 93      | 10,030 | 665               | 3,045,718 |
| 1935-36                              | 358                  | 1,930,878 | ..      | ..   | ..             | ..     | ..      | ..   | 233     | 1,127,661 | ..      | ..   | 79           | 8,905  | 591    | 3,058,539 | 79      | 8,905  | 670               | 3,067,444 |
| <b>BASSIN—</b>                       |                      |           |         |      |                |        |         |      |         |           |         |      |              |        |        |           |         |        |                   |           |
| 1931-32                              | ..                   | ..        | ..      | ..   | ..             | ..     | ..      | ..   | ..      | ..        | ..      | ..   | ..           | ..     | ..     | ..        | ..      | ..     | ..                | ..        |
| 1932-33                              | ..                   | ..        | ..      | ..   | ..             | ..     | ..      | ..   | ..      | ..        | ..      | ..   | ..           | ..     | ..     | ..        | ..      | ..     | ..                | ..        |
| 1933-34                              | ..                   | ..        | ..      | ..   | ..             | ..     | ..      | ..   | ..      | ..        | ..      | ..   | ..           | ..     | ..     | ..        | ..      | ..     | ..                | ..        |
| 1934-35                              | ..                   | ..        | ..      | ..   | ..             | ..     | ..      | ..   | ..      | ..        | ..      | ..   | ..           | ..     | ..     | ..        | ..      | ..     | ..                | ..        |
| 1935-36                              | ..                   | ..        | ..      | ..   | ..             | ..     | ..      | ..   | ..      | ..        | ..      | ..   | ..           | ..     | ..     | ..        | ..      | ..     | ..                | ..        |
| <b>BROACH—</b>                       |                      |           |         |      |                |        |         |      |         |           |         |      |              |        |        |           |         |        |                   |           |
| 1931-32                              | ..                   | ..        | ..      | ..   | ..             | ..     | ..      | ..   | ..      | ..        | ..      | ..   | 11           | 752    | ..     | ..        | 11      | 752    | 11                | 752       |
| 1932-33                              | ..                   | ..        | ..      | ..   | ..             | ..     | ..      | ..   | ..      | ..        | ..      | ..   | 11           | 614    | ..     | ..        | 11      | 614    | 11                | 614       |
| 1933-34                              | ..                   | ..        | ..      | ..   | ..             | ..     | ..      | ..   | ..      | ..        | ..      | ..   | 6            | 385    | ..     | ..        | 6       | 385    | 6                 | 385       |
| 1934-35                              | ..                   | ..        | ..      | ..   | ..             | ..     | ..      | ..   | ..      | ..        | ..      | ..   | 4            | 291    | ..     | ..        | 4       | 291    | 4                 | 291       |
| 1935-36                              | ..                   | ..        | ..      | ..   | ..             | ..     | ..      | ..   | ..      | ..        | ..      | ..   | 4            | 257    | ..     | ..        | 4       | 257    | 4                 | 257       |
| <b>KONWAR—</b>                       |                      |           |         |      |                |        |         |      |         |           |         |      |              |        |        |           |         |        |                   |           |
| 1931-32                              | ..                   | ..        | ..      | ..   | ..             | ..     | ..      | ..   | ..      | ..        | ..      | ..   | ..           | ..     | ..     | ..        | ..      | ..     | ..                | ..        |
| 1932-33                              | ..                   | ..        | ..      | ..   | ..             | ..     | ..      | ..   | ..      | ..        | ..      | ..   | ..           | ..     | ..     | ..        | ..      | ..     | ..                | ..        |
| 1933-34                              | ..                   | ..        | ..      | ..   | ..             | ..     | ..      | ..   | ..      | ..        | ..      | ..   | ..           | ..     | ..     | ..        | ..      | ..     | ..                | ..        |
| 1934-35                              | ..                   | ..        | ..      | ..   | ..             | ..     | ..      | ..   | ..      | ..        | ..      | ..   | ..           | ..     | ..     | ..        | ..      | ..     | ..                | ..        |
| 1935-36                              | ..                   | ..        | ..      | ..   | ..             | ..     | ..      | ..   | ..      | ..        | ..      | ..   | ..           | ..     | ..     | ..        | ..      | ..     | ..                | ..        |
| <b>JAITAPUR—</b>                     |                      |           |         |      |                |        |         |      |         |           |         |      |              |        |        |           |         |        |                   |           |
| 1931-32                              | ..                   | ..        | ..      | ..   | ..             | ..     | ..      | ..   | ..      | ..        | ..      | ..   | ..           | ..     | ..     | ..        | ..      | ..     | ..                | ..        |
| 1932-33                              | ..                   | ..        | ..      | ..   | ..             | ..     | ..      | ..   | ..      | ..        | ..      | ..   | ..           | ..     | ..     | ..        | ..      | ..     | ..                | ..        |
| 1933-34                              | ..                   | ..        | ..      | ..   | ..             | ..     | ..      | ..   | ..      | ..        | ..      | ..   | ..           | ..     | ..     | ..        | ..      | ..     | ..                | ..        |
| 1934-35                              | ..                   | ..        | ..      | ..   | ..             | ..     | ..      | ..   | ..      | ..        | ..      | ..   | ..           | ..     | ..     | ..        | ..      | ..     | ..                | ..        |
| 1935-36                              | ..                   | ..        | ..      | ..   | ..             | ..     | ..      | ..   | ..      | ..        | ..      | ..   | ..           | ..     | ..     | ..        | ..      | ..     | ..                | ..        |
| <b>KARWAR—</b>                       |                      |           |         |      |                |        |         |      |         |           |         |      |              |        |        |           |         |        |                   |           |
| 1931-32                              | ..                   | ..        | ..      | ..   | ..             | ..     | ..      | ..   | ..      | ..        | ..      | ..   | ..           | ..     | ..     | ..        | ..      | ..     | ..                | ..        |
| 1932-33                              | ..                   | ..        | ..      | ..   | ..             | ..     | ..      | ..   | ..      | ..        | ..      | ..   | ..           | ..     | ..     | ..        | ..      | ..     | ..                | ..        |
| 1933-34                              | ..                   | ..        | ..      | ..   | ..             | ..     | ..      | ..   | ..      | ..        | ..      | ..   | ..           | ..     | ..     | ..        | ..      | ..     | ..                | ..        |
| 1934-35                              | ..                   | ..        | ..      | ..   | ..             | ..     | ..      | ..   | ..      | ..        | ..      | ..   | ..           | ..     | ..     | ..        | ..      | ..     | ..                | ..        |
| 1935-36                              | ..                   | ..        | ..      | ..   | ..             | ..     | ..      | ..   | ..      | ..        | ..      | ..   | ..           | ..     | ..     | ..        | ..      | ..     | ..                | ..        |

NOTE.—The ports in the Bombay Presidency, excepting the chief port, are really talukas composed of a number of subordinate ports.

distinguishing their NATIONALITY, that ENTERED and CLEARED with CARGOES at each PORT in BRITISH from 1931-32 to 1935-36.

| CLEARED WITH CARGOES |           |                |      |       |        |         |      |       |           |              |      |         |       |       |           |         | PORT FROM WHICH CLEARED |                   |           |                                |      |
|----------------------|-----------|----------------|------|-------|--------|---------|------|-------|-----------|--------------|------|---------|-------|-------|-----------|---------|-------------------------|-------------------|-----------|--------------------------------|------|
| BRITISH              |           | BRITISH INDIAN |      |       |        | FOREIGN |      |       |           | NATIVE CRAFT |      | TOTAL   |       |       |           |         |                         |                   |           |                                |      |
| STEAM                |           | SAILING        |      | STEAM |        | SAILING |      | STEAM |           | SAILING      |      | SAILING |       | STEAM |           | SAILING |                         | STEAM AND SAILING |           |                                |      |
| vs.                  | tons      | vs.            | tons | vs.   | tons   | vs.     | tons | vs.   | tons      | vs.          | tons | vs.     | tons  | vs.   | tons      | vs.     | tons                    | vs.               | tons      | vs.                            | tons |
| 279                  | 996,763   | ..             | ..   | 4     | 12,807 | ..      | ..   | 78    | 282,845   | 3            | 518  | ..      | ..    | 301   | 1,291,015 | 3       | 518                     | 364               | 1,292,433 | BENGAL--                       |      |
| 284                  | 1,024,890 | ..             | ..   | 2     | 5,273  | ..      | ..   | 82    | 277,356   | 2            | 325  | ..      | ..    | 308   | 1,307,509 | 2       | 325                     | 370               | 1,307,834 | CALCUTTA (CHIEF PORT)--        |      |
| 294                  | 1,085,501 | ..             | ..   | ..    | ..     | ..      | ..   | 80    | 291,621   | 3            | 469  | ..      | ..    | 374   | 1,377,322 | 3       | 469                     | 377               | 1,377,791 | 1931-32                        |      |
| 270                  | 1,020,461 | ..             | ..   | 5     | 13,164 | ..      | ..   | 80    | 290,329   | 3            | 466  | ..      | ..    | 364   | 1,323,954 | 3       | 466                     | 367               | 1,324,420 | 1932-33                        |      |
| 277                  | 1,026,126 | ..             | ..   | 4     | 10,571 | ..      | ..   | 93    | 367,129   | 2            | 325  | ..      | ..    | 374   | 1,413,826 | 2       | 325                     | 376               | 1,414,151 | 1933-34                        |      |
| 2                    | 6,585     | ..             | ..   | ..    | ..     | ..      | ..   | ..    | ..        | ..           | ..   | ..      | ..    | 2     | 6,535     | ..      | ..                      | 2                 | 6,585     | 1934-35                        |      |
| ..                   | ..        | ..             | ..   | ..    | ..     | ..      | ..   | ..    | ..        | ..           | ..   | ..      | ..    | ..    | ..        | ..      | ..                      | ..                | ..        | 1935-36                        |      |
| 1                    | 3,232     | ..             | ..   | ..    | ..     | ..      | ..   | ..    | ..        | ..           | ..   | ..      | ..    | 1     | 3,232     | ..      | ..                      | 1                 | 3,232     | CHITTAGONG--                   |      |
| ..                   | ..        | ..             | ..   | ..    | ..     | ..      | ..   | ..    | ..        | ..           | ..   | ..      | ..    | ..    | ..        | ..      | ..                      | ..                | ..        | 1931-32                        |      |
| ..                   | ..        | ..             | ..   | ..    | ..     | ..      | ..   | ..    | ..        | ..           | ..   | ..      | ..    | ..    | ..        | ..      | ..                      | ..                | ..        | 1932-33                        |      |
| ..                   | ..        | ..             | ..   | ..    | ..     | ..      | ..   | ..    | ..        | ..           | ..   | ..      | ..    | ..    | ..        | ..      | ..                      | ..                | ..        | 1933-34                        |      |
| ..                   | ..        | ..             | ..   | ..    | ..     | ..      | ..   | ..    | ..        | ..           | ..   | ..      | ..    | ..    | ..        | ..      | ..                      | ..                | ..        | 1934-35                        |      |
| ..                   | ..        | ..             | ..   | ..    | ..     | ..      | ..   | ..    | ..        | ..           | ..   | ..      | ..    | ..    | ..        | ..      | ..                      | ..                | ..        | 1935-36                        |      |
| 281                  | 1,003,298 | ..             | ..   | 4     | 12,807 | ..      | ..   | 78    | 282,345   | 3            | 518  | ..      | ..    | 308   | 1,298,460 | 3       | 518                     | 366               | 1,298,968 | TOTAL OF ALL PORTS IN BENGAL-- |      |
| 284                  | 1,024,890 | ..             | ..   | 2     | 5,273  | ..      | ..   | 82    | 277,356   | 2            | 325  | ..      | ..    | 308   | 1,307,509 | 2       | 325                     | 370               | 1,307,834 | 1931-32                        |      |
| 295                  | 1,088,738 | ..             | ..   | ..    | ..     | ..      | ..   | 80    | 291,621   | 3            | 469  | ..      | ..    | 376   | 1,380,554 | 3       | 469                     | 378               | 1,381,023 | 1932-33                        |      |
| 279                  | 1,020,461 | ..             | ..   | 5     | 13,164 | ..      | ..   | 80    | 290,329   | 3            | 466  | ..      | ..    | 364   | 1,323,954 | 3       | 466                     | 367               | 1,324,420 | 1933-34                        |      |
| 277                  | 1,026,126 | ..             | ..   | 4     | 10,571 | ..      | ..   | 93    | 367,129   | 2            | 325  | ..      | ..    | 374   | 1,413,826 | 2       | 325                     | 376               | 1,414,151 | 1934-35                        |      |
| 211                  | 1,290,361 | ..             | ..   | ..    | ..     | ..      | ..   | 218   | 898,521   | ..           | ..   | 69      | 6,552 | 429   | 2,183,882 | 69      | 6,552                   | 498               | 2,190,434 | BOMBAY--                       |      |
| 222                  | 1,504,622 | ..             | ..   | ..    | ..     | ..      | ..   | 238   | 1,122,649 | ..           | ..   | 81      | 7,958 | 470   | 2,627,271 | 81      | 7,958                   | 561               | 2,635,129 | BOMBAY (CHIEF PORT)--          |      |
| 245                  | 1,534,153 | ..             | ..   | ..    | ..     | ..      | ..   | 233   | 1,150,677 | ..           | ..   | 94      | 9,751 | 478   | 2,684,780 | 94      | 9,751                   | 572               | 2,694,481 | 1931-32                        |      |
| 247                  | 1,566,395 | ..             | ..   | ..    | ..     | ..      | ..   | 217   | 1,137,220 | ..           | ..   | 87      | 9,038 | 464   | 2,703,615 | 87      | 9,038                   | 551               | 2,712,653 | 1932-33                        |      |
| 47                   | 1,573,664 | ..             | ..   | ..    | ..     | ..      | ..   | 197   | 983,331   | ..           | ..   | 101     | 9,837 | 444   | 2,566,995 | 101     | 9,837                   | 545               | 2,576,832 | 1933-34                        |      |
| ..                   | ..        | ..             | ..   | ..    | ..     | ..      | ..   | ..    | ..        | ..           | ..   | ..      | ..    | ..    | ..        | ..      | ..                      | ..                | ..        | 1934-35                        |      |
| ..                   | ..        | ..             | ..   | ..    | ..     | ..      | ..   | ..    | ..        | ..           | ..   | ..      | ..    | ..    | ..        | ..      | ..                      | ..                | ..        | 1935-36                        |      |
| ..                   | ..        | ..             | ..   | ..    | ..     | ..      | ..   | ..    | ..        | ..           | ..   | ..      | ..    | ..    | ..        | ..      | ..                      | ..                | ..        | BASSIN--                       |      |
| ..                   | ..        | ..             | ..   | ..    | ..     | ..      | ..   | ..    | ..        | ..           | ..   | ..      | ..    | ..    | ..        | ..      | ..                      | ..                | ..        | 1931-32                        |      |
| ..                   | ..        | ..             | ..   | ..    | ..     | ..      | ..   | ..    | ..        | ..           | ..   | ..      | ..    | ..    | ..        | ..      | ..                      | ..                | ..        | 1932-33                        |      |
| ..                   | ..        | ..             | ..   | ..    | ..     | ..      | ..   | ..    | ..        | ..           | ..   | ..      | ..    | ..    | ..        | ..      | ..                      | ..                | ..        | 1933-34                        |      |
| ..                   | ..        | ..             | ..   | ..    | ..     | ..      | ..   | ..    | ..        | ..           | ..   | ..      | ..    | ..    | ..        | ..      | ..                      | ..                | ..        | 1934-35                        |      |
| ..                   | ..        | ..             | ..   | ..    | ..     | ..      | ..   | ..    | ..        | ..           | ..   | ..      | ..    | ..    | ..        | ..      | ..                      | ..                | ..        | 1935-36                        |      |
| ..                   | ..        | ..             | ..   | ..    | ..     | ..      | ..   | ..    | ..        | ..           | ..   | ..      | ..    | ..    | ..        | ..      | ..                      | ..                | ..        | BROACH--                       |      |
| ..                   | ..        | ..             | ..   | ..    | ..     | ..      | ..   | ..    | ..        | ..           | ..   | ..      | ..    | ..    | ..        | ..      | ..                      | ..                | ..        | 1931-32                        |      |
| ..                   | ..        | ..             | ..   | ..    | ..     | ..      | ..   | ..    | ..        | ..           | ..   | ..      | ..    | ..    | ..        | ..      | ..                      | ..                | ..        | 1932-33                        |      |
| ..                   | ..        | ..             | ..   | ..    | ..     | ..      | ..   | ..    | ..        | ..           | ..   | ..      | ..    | ..    | ..        | ..      | ..                      | ..                | ..        | 1933-34                        |      |
| ..                   | ..        | ..             | ..   | ..    | ..     | ..      | ..   | ..    | ..        | ..           | ..   | ..      | ..    | ..    | ..        | ..      | ..                      | ..                | ..        | 1934-35                        |      |
| ..                   | ..        | ..             | ..   | ..    | ..     | ..      | ..   | ..    | ..        | ..           | ..   | ..      | ..    | ..    | ..        | ..      | ..                      | ..                | ..        | 1935-36                        |      |
| ..                   | ..        | ..             | ..   | ..    | ..     | ..      | ..   | ..    | ..        | ..           | ..   | ..      | ..    | ..    | ..        | ..      | ..                      | ..                | ..        | HONAWAR--                      |      |
| ..                   | ..        | ..             | ..   | ..    | ..     | ..      | ..   | ..    | ..        | ..           | ..   | ..      | ..    | ..    | ..        | ..      | ..                      | ..                | ..        | 1931-32                        |      |
| ..                   | ..        | ..             | ..   | ..    | ..     | ..      | ..   | ..    | ..        | ..           | ..   | ..      | ..    | ..    | ..        | ..      | ..                      | ..                | ..        | 1932-33                        |      |
| ..                   | ..        | ..             | ..   | ..    | ..     | ..      | ..   | ..    | ..        | ..           | ..   | ..      | ..    | ..    | ..        | ..      | ..                      | ..                | ..        | 1933-34                        |      |
| ..                   | ..        | ..             | ..   | ..    | ..     | ..      | ..   | ..    | ..        | ..           | ..   | ..      | ..    | ..    | ..        | ..      | ..                      | ..                | ..        | 1934-35                        |      |
| ..                   | ..        | ..             | ..   | ..    | ..     | ..      | ..   | ..    | ..        | ..           | ..   | ..      | ..    | ..    | ..        | ..      | ..                      | ..                | ..        | 1935-36                        |      |
| ..                   | ..        | ..             | ..   | ..    | ..     | ..      | ..   | ..    | ..        | ..           | ..   | ..      | ..    | ..    | ..        | ..      | ..                      | ..                | ..        | JAIPUR--                       |      |
| ..                   | ..        | ..             | ..   | ..    | ..     | ..      | ..   | ..    | ..        | ..           | ..   | ..      | ..    | ..    | ..        | ..      | ..                      | ..                | ..        | 1931-32                        |      |
| ..                   | ..        | ..             | ..   | ..    | ..     | ..      | ..   | ..    | ..        | ..           | ..   | ..      | ..    | ..    | ..        | ..      | ..                      | ..                | ..        | 1932-33                        |      |
| ..                   | ..        | ..             | ..   | ..    | ..     | ..      | ..   | ..    | ..        | ..           | ..   | ..      | ..    | ..    | ..        | ..      | ..                      | ..                | ..        | 1933-34                        |      |
| ..                   | ..        | ..             | ..   | ..    | ..     | ..      | ..   | ..    | ..        | ..           | ..   | ..      | ..    | ..    | ..        | ..      | ..                      | ..                | ..        | 1934-35                        |      |
| ..                   | ..        | ..             | ..   | ..    | ..     | ..      | ..   | ..    | ..        | ..           | ..   | ..      | ..    | ..    | ..        | ..      | ..                      | ..                | ..        | 1935-36                        |      |
| ..                   | ..        | ..             | ..   | ..    | ..     | ..      | ..   | ..    | ..        | ..           | ..   | ..      | ..    | ..    | ..        | ..      | ..                      | ..                | ..        | KANWAR--                       |      |
| ..                   | ..        | ..             | ..   | ..    | ..     | ..      | ..   | ..    | ..        | ..           | ..   | ..      | ..    | ..    | ..        | ..      | ..                      | ..                | ..        | 1931-32                        |      |
| ..                   | ..        | ..             | ..   | ..    | ..     | ..      | ..   | ..    | ..        | ..           | ..   | ..      | ..    | ..    | ..        | ..      | ..                      | ..                | ..        | 1932-33                        |      |
| ..                   | ..        | ..             | ..   | ..    | ..     | ..      | ..   | ..    | ..        | ..           | ..   | ..      | ..    | ..    | ..        | ..      | ..                      | ..                | ..        | 1933-34                        |      |
| ..                   | ..        | ..             | ..   | ..    | ..     | ..      | ..   | ..    | ..        | ..           | ..   | ..      | ..    | ..    | ..        | ..      | ..                      | ..                | ..        | 1934-35                        |      |
| ..                   | ..        | ..             | ..   | ..    | ..     | ..      | ..   | ..    | ..        | ..           | ..   | ..      | ..    | ..    | ..        | ..      | ..                      | ..                | ..        | 1935-36                        |      |





distinguishing their NATIONALITY, that ENTERED and CLEARED with CARGOES at each PORT in BRITISH from 1931-32 to 1935-36—continued

| CLEARED WITH CARGOES |           |                |      |       |        |         |      |       |           |              |      |       |        |         |           |                   |         | PORT FROM WHICH CLEARED       |           |         |
|----------------------|-----------|----------------|------|-------|--------|---------|------|-------|-----------|--------------|------|-------|--------|---------|-----------|-------------------|---------|-------------------------------|-----------|---------|
| BRITISH              |           | BRITISH INDIAN |      |       |        | FOREIGN |      |       |           | NATIVE CRAFT |      | TOTAL |        |         |           |                   |         |                               |           |         |
| STEAM                |           | SAILING        |      | STEAM |        | SAILING |      | STEAM |           | SAILING      |      | STEAM |        | SAILING |           | STEAM AND SAILING |         |                               |           |         |
| vr.                  | tons      | vr.            | tons | vr.   | tons   | vr.     | tons | vr.   | tons      | vr.          | tons | vr.   | tons   | vr.     | tons      | vr.               | tons    |                               |           |         |
|                      |           |                |      |       |        |         |      |       |           |              |      |       |        |         |           |                   |         | BOMBAY—continued              |           |         |
|                      |           |                |      |       |        |         |      |       |           |              |      |       |        |         |           |                   |         | MALWAN—                       |           |         |
| ..                   | ..        | ..             | ..   | ..    | ..     | ..      | ..   | ..    | ..        | ..           | ..   | ..    | ..     | ..      | ..        | ..                | ..      | 1931-32                       |           |         |
| ..                   | ..        | ..             | ..   | ..    | ..     | ..      | ..   | ..    | ..        | ..           | ..   | ..    | ..     | ..      | ..        | ..                | ..      | 1932-33                       |           |         |
| ..                   | ..        | ..             | ..   | ..    | ..     | ..      | ..   | ..    | ..        | ..           | ..   | ..    | ..     | ..      | ..        | ..                | ..      | 1933-34                       |           |         |
| ..                   | ..        | ..             | ..   | ..    | ..     | ..      | ..   | ..    | ..        | ..           | ..   | ..    | ..     | ..      | ..        | ..                | ..      | 1934-35                       |           |         |
| ..                   | ..        | ..             | ..   | ..    | ..     | ..      | ..   | ..    | ..        | ..           | ..   | ..    | ..     | ..      | ..        | ..                | ..      | 1935-36                       |           |         |
|                      |           |                |      |       |        |         |      |       |           |              |      |       |        |         |           |                   |         | SANKHATA—                     |           |         |
| ..                   | ..        | ..             | ..   | ..    | ..     | ..      | ..   | ..    | ..        | ..           | ..   | ..    | ..     | ..      | ..        | ..                | ..      | 1931-32                       |           |         |
| ..                   | ..        | ..             | ..   | ..    | ..     | ..      | ..   | ..    | ..        | ..           | ..   | ..    | ..     | ..      | ..        | ..                | ..      | 1932-33                       |           |         |
| ..                   | ..        | ..             | ..   | ..    | ..     | ..      | ..   | ..    | ..        | ..           | ..   | ..    | ..     | ..      | ..        | ..                | ..      | 1933-34                       |           |         |
| ..                   | ..        | ..             | ..   | ..    | ..     | ..      | ..   | ..    | ..        | ..           | ..   | ..    | ..     | ..      | ..        | ..                | ..      | 1934-35                       |           |         |
| ..                   | ..        | ..             | ..   | ..    | ..     | ..      | ..   | ..    | ..        | ..           | ..   | ..    | ..     | ..      | ..        | ..                | ..      | 1935-36                       |           |         |
|                      |           |                |      |       |        |         |      |       |           |              |      |       |        |         |           |                   |         | URAN—                         |           |         |
| ..                   | ..        | ..             | ..   | ..    | ..     | ..      | ..   | ..    | ..        | ..           | ..   | ..    | ..     | ..      | ..        | ..                | ..      | 1931-32                       |           |         |
| ..                   | ..        | ..             | ..   | ..    | ..     | ..      | ..   | ..    | ..        | ..           | ..   | ..    | ..     | ..      | ..        | ..                | ..      | 1932-33                       |           |         |
| ..                   | ..        | ..             | ..   | ..    | ..     | ..      | ..   | ..    | ..        | ..           | ..   | ..    | ..     | ..      | ..        | ..                | ..      | 1933-34                       |           |         |
| ..                   | ..        | ..             | ..   | ..    | ..     | ..      | ..   | ..    | ..        | ..           | ..   | ..    | ..     | ..      | ..        | ..                | ..      | 1934-35                       |           |         |
| ..                   | ..        | ..             | ..   | ..    | ..     | ..      | ..   | ..    | ..        | ..           | ..   | ..    | ..     | ..      | ..        | ..                | ..      | 1935-36                       |           |         |
|                      |           |                |      |       |        |         |      |       |           |              |      |       |        |         |           |                   |         | VENGUERA—                     |           |         |
| ..                   | ..        | ..             | ..   | ..    | ..     | ..      | ..   | ..    | ..        | ..           | ..   | ..    | ..     | ..      | ..        | ..                | ..      | 1931-32                       |           |         |
| ..                   | ..        | ..             | ..   | ..    | ..     | ..      | ..   | ..    | ..        | ..           | ..   | ..    | ..     | ..      | ..        | ..                | ..      | 1932-33                       |           |         |
| ..                   | ..        | ..             | ..   | ..    | ..     | ..      | ..   | ..    | ..        | ..           | ..   | ..    | ..     | ..      | ..        | ..                | ..      | 1933-34                       |           |         |
| ..                   | ..        | ..             | ..   | ..    | ..     | ..      | ..   | ..    | ..        | ..           | ..   | ..    | ..     | ..      | ..        | ..                | ..      | 1934-35                       |           |         |
| ..                   | ..        | ..             | ..   | ..    | ..     | ..      | ..   | ..    | ..        | ..           | ..   | ..    | ..     | ..      | ..        | ..                | ..      | 1935-36                       |           |         |
|                      |           |                |      |       |        |         |      |       |           |              |      |       |        |         |           |                   |         | TOTAL OF SUBORDINATE PORTS—   |           |         |
| ..                   | ..        | ..             | ..   | ..    | ..     | ..      | ..   | ..    | ..        | ..           | ..   | ..    | ..     | ..      | ..        | ..                | ..      | 1931-32                       |           |         |
| ..                   | ..        | ..             | ..   | ..    | ..     | ..      | ..   | ..    | ..        | ..           | ..   | ..    | ..     | ..      | ..        | ..                | ..      | 1932-33                       |           |         |
| ..                   | ..        | ..             | ..   | ..    | ..     | ..      | ..   | ..    | 1         | 152          | ..   | ..    | 1      | 152     | 1         | 152               | 1933-34 |                               |           |         |
| ..                   | ..        | ..             | ..   | ..    | ..     | ..      | ..   | ..    | ..        | ..           | ..   | ..    | ..     | ..      | ..        | ..                | ..      | 1934-35                       |           |         |
| ..                   | ..        | ..             | ..   | ..    | ..     | ..      | ..   | ..    | 1         | 126          | ..   | ..    | 1      | 126     | 1         | 126               | 1935-36 |                               |           |         |
|                      |           |                |      |       |        |         |      |       |           |              |      |       |        |         |           |                   |         | TOTAL OF ALL PORTS IN BOMBAY— |           |         |
| 211                  | 1,200,801 | ..             | ..   | ..    | ..     | ..      | ..   | 218   | 892,521   | ..           | ..   | 69    | 6,552  | 429     | 2,188,832 | 69                | 6,552   | 498                           | 2,195,434 | 1931-32 |
| 232                  | 1,504,622 | ..             | ..   | ..    | ..     | ..      | ..   | 238   | 1,122,649 | ..           | ..   | 81    | 7,858  | 470     | 2,627,271 | 81                | 7,858   | 551                           | 2,635,129 | 1932-33 |
| 245                  | 1,584,158 | ..             | ..   | ..    | ..     | ..      | ..   | 238   | 1,150,577 | ..           | ..   | 95    | 9,908  | 478     | 2,634,780 | 95                | 9,908   | 578                           | 2,644,638 | 1933-34 |
| 247                  | 1,566,895 | ..             | ..   | ..    | ..     | ..      | ..   | 217   | 1,137,220 | ..           | ..   | 87    | 9,038  | 464     | 2,703,615 | 87                | 9,038   | 551                           | 2,712,653 | 1934-35 |
| 247                  | 1,573,664 | ..             | ..   | ..    | ..     | ..      | ..   | 197   | 993,331   | ..           | ..   | 102   | 9,963  | 444     | 2,566,995 | 102               | 9,963   | 548                           | 2,576,958 | 1935-36 |
|                      |           |                |      |       |        |         |      |       |           |              |      |       |        |         |           |                   |         | SIND—                         |           |         |
|                      |           |                |      |       |        |         |      |       |           |              |      |       |        |         |           |                   |         | KARACHI (CHIEF PORT)—         |           |         |
| 135                  | 818,443   | ..             | ..   | 18    | 41,178 | ..      | ..   | 54    | 300,818   | ..           | ..   | 365   | 31,092 | 207     | 564,434   | 365               | 31,092  | 572                           | 595,520   | 1931-32 |
| 141                  | 824,670   | ..             | ..   | 10    | 22,690 | ..      | ..   | 48    | 152,895   | ..           | ..   | 339   | 27,108 | 194     | 500,255   | 339               | 27,108  | 533                           | 527,361   | 1932-33 |
| 145                  | 826,180   | ..             | ..   | 1     | 912    | ..      | ..   | 55    | 216,328   | ..           | ..   | 275   | 21,695 | 201     | 543,870   | 275               | 21,695  | 476                           | 505,065   | 1933-34 |
| 156                  | 359,098   | ..             | ..   | 3     | 2,736  | ..      | ..   | 55    | 304,778   | ..           | ..   | 318   | 25,450 | 214     | 567,202   | 318               | 25,450  | 532                           | 592,652   | 1934-35 |
| 128                  | 288,720   | ..             | ..   | 18    | 48,248 | ..      | ..   | 40    | 150,152   | ..           | ..   | 327   | 25,831 | 186     | 498,120   | 327               | 25,831  | 513                           | 518,951   | 1935-36 |
|                      |           |                |      |       |        |         |      |       |           |              |      |       |        |         |           |                   |         | KANI BANDAR—                  |           |         |
| ..                   | ..        | ..             | ..   | ..    | ..     | ..      | ..   | ..    | ..        | ..           | ..   | ..    | ..     | ..      | ..        | ..                | ..      | ..                            | 1931-32   |         |
| ..                   | ..        | ..             | ..   | ..    | ..     | ..      | ..   | ..    | ..        | ..           | ..   | ..    | ..     | ..      | ..        | ..                | ..      | ..                            | 1932-33   |         |
| ..                   | ..        | ..             | ..   | ..    | ..     | ..      | ..   | ..    | ..        | ..           | ..   | ..    | ..     | ..      | ..        | ..                | ..      | ..                            | 1933-34   |         |
| ..                   | ..        | ..             | ..   | ..    | ..     | ..      | ..   | ..    | ..        | ..           | ..   | ..    | ..     | ..      | ..        | ..                | ..      | ..                            | 1934-35   |         |
| ..                   | ..        | ..             | ..   | ..    | ..     | ..      | ..   | ..    | ..        | ..           | ..   | ..    | ..     | ..      | ..        | ..                | ..      | ..                            | 1935-36   |         |

SHIPPING AT EACH PORT

No. 6—continued

NUMBER and TONNAGE of STEAM and SAILING VESSELS, including their REPEATED VOYAGES and INDIA, in each Official Year

| PORT AT WHICH ENTERED                  | ENTERED WITH CARGOES |         |         |      |                |       |         |       |         |         |         |      |              |       |         |           |         |        |                   |           |
|--|----------------------|---------|---------|------|----------------|-------|---------|-------|---------|---------|---------|------|--------------|-------|---------|-----------|---------|--------|-------------------|-----------|
|  | BRITISH              |         |         |      | BRITISH INDIAN |       |         |       | FOREIGN |         |         |      | NATIVE CRAFT |       | TOTAL   |           |         |        |                   |           |
|  | STEAM                |         | SAILING |      | STEAM          |       | SAILING |       | STEAM   |         | SAILING |      | SAILING      |       | STEAM   |           | SAILING |        | STEAM AND SAILING |           |
|  | vr.                  | tons    | vr.     | tons | vr.            | tons  | vr.     | tons  | vr.     | tons    | vr.     | tons | vr.          | tons  | vr.     | tons      | vr.     | tons   | vr.               | tons      |
| <b>SIND—continued</b>                  |                      |         |         |      |                |       |         |       |         |         |         |      |              |       |         |           |         |        |                   |           |
| <b>SIRGANDA—</b>                       |                      |         |         |      |                |       |         |       |         |         |         |      |              |       |         |           |         |        |                   |           |
| 1931-32                                | ..                   | ..      | ..      | ..   | ..             | ..    | ..      | ..    | ..      | ..      | ..      | ..   | ..           | ..    | ..      | ..        | ..      | ..     | ..                | ..        |
| 1932-33                                | ..                   | ..      | ..      | ..   | ..             | ..    | ..      | ..    | ..      | ..      | ..      | ..   | ..           | ..    | ..      | ..        | ..      | ..     | ..                | ..        |
| 1933-34                                | ..                   | ..      | ..      | ..   | ..             | ..    | ..      | ..    | ..      | ..      | ..      | ..   | ..           | ..    | ..      | ..        | ..      | ..     | ..                | ..        |
| 1934-35                                | ..                   | ..      | ..      | ..   | ..             | ..    | ..      | ..    | ..      | ..      | ..      | ..   | ..           | ..    | ..      | ..        | ..      | ..     | ..                | ..        |
| 1935-36                                | ..                   | ..      | ..      | ..   | ..             | ..    | ..      | ..    | ..      | ..      | ..      | ..   | ..           | ..    | ..      | ..        | ..      | ..     | ..                | ..        |
| <b>TOTAL OF SUBORDINATE PORTS—</b>     |                      |         |         |      |                |       |         |       |         |         |         |      |              |       |         |           |         |        |                   |           |
| 1931-32                                | ..                   | ..      | ..      | ..   | ..             | ..    | ..      | ..    | ..      | ..      | ..      | ..   | ..           | ..    | ..      | ..        | ..      | ..     | ..                | ..        |
| 1932-33                                | ..                   | ..      | ..      | ..   | ..             | ..    | ..      | ..    | ..      | ..      | ..      | ..   | ..           | ..    | ..      | ..        | ..      | ..     | ..                | ..        |
| 1933-34                                | ..                   | ..      | ..      | ..   | ..             | ..    | ..      | ..    | ..      | ..      | ..      | ..   | ..           | ..    | ..      | ..        | ..      | ..     | ..                | ..        |
| 1934-35                                | ..                   | ..      | ..      | ..   | ..             | ..    | ..      | ..    | ..      | ..      | ..      | ..   | ..           | ..    | ..      | ..        | ..      | ..     | ..                | ..        |
| 1935-36                                | ..                   | ..      | ..      | ..   | ..             | ..    | ..      | ..    | ..      | ..      | ..      | ..   | ..           | ..    | ..      | ..        | ..      | ..     | ..                | ..        |
| <b>TOTAL OF ALL PORTS IN SIND—</b>     |                      |         |         |      |                |       |         |       |         |         |         |      |              |       |         |           |         |        |                   |           |
| 1931-32                                | 180                  | 478,108 | ..      | ..   | ..             | ..    | ..      | 80    | 294,408 | ..      | ..      | 214  | 16,875       | 260   | 767,606 | 214       | 16,875  | 474    | 784,981           |           |
| 1932-33                                | 180                  | 480,889 | ..      | ..   | 1              | 636   | ..      | 71    | 263,514 | ..      | ..      | 195  | 14,647       | 252   | 745,039 | 195       | 14,647  | 447    | 759,686           |           |
| 1933-34                                | 166                  | 409,696 | ..      | ..   | 5              | 1,909 | ..      | 87    | 331,215 | ..      | ..      | 152  | 11,375       | 258   | 743,410 | 152       | 11,375  | 410    | 754,785           |           |
| 1934-35                                | 146                  | 348,346 | ..      | ..   | 3              | 2,736 | ..      | 94    | 355,954 | ..      | ..      | 187  | 14,128       | 249   | 706,986 | 184       | 14,128  | 427    | 721,064           |           |
| 1935-36                                | 146                  | 365,222 | ..      | ..   | ..             | ..    | ..      | 105   | 394,212 | ..      | ..      | 237  | 17,870       | 253   | 760,084 | 237       | 17,870  | 490    | 777,404           |           |
| <b>MADRAS—</b>                         |                      |         |         |      |                |       |         |       |         |         |         |      |              |       |         |           |         |        |                   |           |
| <b>FORT SAINT GEORGE (CHIEF PORT)—</b> |                      |         |         |      |                |       |         |       |         |         |         |      |              |       |         |           |         |        |                   |           |
| 1931-32                                | 179                  | 701,723 | 1       | 74   | ..             | ..    | 67      | 6,391 | 114     | 478,721 | ..      | ..   | 81           | 4,660 | 233     | 1,175,447 | 149     | 11,055 | 442               | 1,186,502 |
| 1932-33                                | 107                  | 423,050 | ..      | ..   | ..             | ..    | 4       | 476   | 78      | 320,986 | ..      | ..   | 1            | 99    | 185     | 744,036   | 5       | 575    | 190               | 744,611   |
| 1933-34                                | 132                  | 502,766 | ..      | ..   | ..             | ..    | ..      | ..    | 98      | 398,755 | ..      | ..   | ..           | 280   | 901,521 | ..        | ..      | 230    | 901,521           |           |
| 1934-35                                | 152                  | 604,709 | ..      | ..   | ..             | ..    | ..      | ..    | 113     | 453,429 | ..      | ..   | 3            | 325   | 265     | 1,068,138 | 3       | 325    | 268               | 1,058,463 |
| 1935-36                                | 176                  | 727,930 | ..      | ..   | ..             | ..    | 4       | 453   | 146     | 587,303 | ..      | ..   | 1            | 42    | 322     | 1,315,238 | 5       | 495    | 327               | 1,315,723 |
| <b>GOVAPUR—</b>                        |                      |         |         |      |                |       |         |       |         |         |         |      |              |       |         |           |         |        |                   |           |
| 1931-32                                | ..                   | ..      | ..      | ..   | ..             | ..    | ..      | ..    | ..      | ..      | ..      | ..   | ..           | ..    | ..      | ..        | ..      | ..     | ..                | ..        |
| 1932-33                                | ..                   | ..      | ..      | ..   | ..             | ..    | ..      | ..    | ..      | ..      | ..      | ..   | ..           | ..    | ..      | ..        | ..      | ..     | ..                | ..        |
| 1933-34                                | ..                   | ..      | ..      | ..   | ..             | ..    | ..      | ..    | ..      | ..      | ..      | ..   | ..           | ..    | ..      | ..        | ..      | ..     | ..                | ..        |
| 1934-35                                | ..                   | ..      | ..      | ..   | ..             | ..    | ..      | ..    | ..      | ..      | ..      | ..   | ..           | ..    | ..      | ..        | ..      | ..     | ..                | ..        |
| 1935-36                                | 1                    | 3,218   | ..      | ..   | ..             | ..    | ..      | ..    | ..      | ..      | ..      | ..   | ..           | 1     | 3,218   | ..        | ..      | 1      | 3,218             |           |
| <b>CALINGAPATAM—</b>                   |                      |         |         |      |                |       |         |       |         |         |         |      |              |       |         |           |         |        |                   |           |
| 1931-32                                | ..                   | ..      | ..      | ..   | ..             | ..    | ..      | ..    | ..      | ..      | ..      | ..   | ..           | ..    | ..      | ..        | ..      | ..     | ..                | ..        |
| 1932-33                                | ..                   | ..      | ..      | ..   | ..             | ..    | ..      | ..    | ..      | ..      | ..      | ..   | ..           | ..    | ..      | ..        | ..      | ..     | ..                | ..        |
| 1933-34                                | ..                   | ..      | ..      | ..   | ..             | ..    | ..      | ..    | ..      | ..      | ..      | ..   | ..           | ..    | ..      | ..        | ..      | ..     | ..                | ..        |
| 1934-35                                | ..                   | ..      | ..      | ..   | ..             | ..    | ..      | 2     | 6,498   | ..      | ..      | ..   | ..           | ..    | ..      | ..        | ..      | ..     | ..                | ..        |
| 1935-36                                | ..                   | ..      | ..      | ..   | ..             | ..    | ..      | ..    | ..      | ..      | ..      | ..   | ..           | ..    | ..      | ..        | ..      | ..     | ..                | ..        |
| <b>VIRAGAPATAM—</b>                    |                      |         |         |      |                |       |         |       |         |         |         |      |              |       |         |           |         |        |                   |           |
| 1931-32                                | ..                   | ..      | ..      | ..   | ..             | ..    | ..      | ..    | ..      | ..      | ..      | ..   | ..           | ..    | ..      | ..        | ..      | ..     | ..                | ..        |
| 1932-33                                | ..                   | ..      | ..      | ..   | ..             | ..    | ..      | ..    | ..      | ..      | ..      | ..   | ..           | ..    | ..      | ..        | ..      | ..     | ..                | ..        |
| 1933-34                                | 5                    | 21,316  | ..      | ..   | ..             | ..    | ..      | ..    | ..      | ..      | ..      | ..   | ..           | ..    | ..      | ..        | ..      | ..     | ..                | ..        |
| 1934-35                                | 13                   | 52,448  | ..      | ..   | ..             | ..    | ..      | 1     | 4,981   | ..      | ..      | ..   | ..           | 5     | 21,316  | ..        | ..      | 5      | 21,316            |           |
| 1935-36                                | 23                   | 93,875  | ..      | ..   | ..             | ..    | ..      | 3     | 11,039  | ..      | ..      | ..   | ..           | 14    | 56,779  | ..        | ..      | 14     | 56,779            |           |
| <b>BIMPATAM—</b>                       |                      |         |         |      |                |       |         |       |         |         |         |      |              |       |         |           |         |        |                   |           |
| 1931-32                                | ..                   | ..      | ..      | ..   | ..             | ..    | ..      | ..    | ..      | ..      | ..      | ..   | ..           | ..    | ..      | ..        | ..      | ..     | ..                | ..        |
| 1932-33                                | 1                    | 2,836   | ..      | ..   | ..             | ..    | ..      | ..    | ..      | ..      | ..      | ..   | ..           | 1     | 2,836   | ..        | ..      | 1      | 2,836             |           |
| 1933-34                                | ..                   | ..      | ..      | ..   | ..             | ..    | ..      | ..    | ..      | ..      | ..      | ..   | ..           | ..    | ..      | ..        | ..      | ..     | ..                | ..        |
| 1934-35                                | 1                    | 4,691   | ..      | ..   | ..             | ..    | ..      | ..    | ..      | ..      | ..      | ..   | ..           | 1     | 4,691   | ..        | ..      | 1      | 4,691             |           |
| 1935-36                                | 1                    | 3,119   | ..      | ..   | ..             | ..    | ..      | 1     | 3,680   | ..      | ..      | ..   | ..           | 2     | 6,749   | ..        | ..      | 2      | 6,749             |           |

distinguishing their NATIONALITY, that ENTERED and CLEARED with CARGOES at each PORT in BRITISH from 1931-32 to 1935-36—continued

| CLEARED WITH CARGOES |         |                |      |       |        |         |      |       |         |              |      |       |        |         |         |                   | PORT FROM WHICH CLEARED         |         |         |         |
|----------------------|---------|----------------|------|-------|--------|---------|------|-------|---------|--------------|------|-------|--------|---------|---------|-------------------|---------------------------------|---------|---------|---------|
| BRITISH              |         | BRITISH INDIAN |      |       |        | FOREIGN |      |       |         | NATIVE CRAFT |      | TOTAL |        |         |         |                   |                                 |         |         |         |
| STEAM                |         | SAILING        |      | STEAM |        | SAILING |      | STEAM |         | SAILING      |      | STEAM |        | SAILING |         | STEAM AND SAILING |                                 |         |         |         |
| vs.                  | tons    | vs.            | tons | vs.   | tons   | vs.     | tons | vs.   | tons    | vs.          | tons | vs.   | tons   | vs.     | tons    | vs.               |                                 | tons    |         |         |
|                      |         |                |      |       |        |         |      |       |         |              |      |       |        |         |         |                   | SIND—continued                  |         |         |         |
|                      |         |                |      |       |        |         |      |       |         |              |      |       |        |         |         |                   | SIBGANDA—                       |         |         |         |
| ..                   | ..      | ..             | ..   | ..    | ..     | ..      | ..   | ..    | ..      | ..           | ..   | ..    | ..     | ..      | ..      | ..                | ..                              | 1931-32 |         |         |
| ..                   | ..      | ..             | ..   | ..    | ..     | ..      | ..   | ..    | ..      | ..           | ..   | ..    | ..     | ..      | ..      | ..                | ..                              | 1932-33 |         |         |
| ..                   | ..      | ..             | ..   | ..    | ..     | ..      | ..   | ..    | ..      | ..           | ..   | ..    | ..     | ..      | ..      | ..                | ..                              | 1933-34 |         |         |
| ..                   | ..      | ..             | ..   | ..    | ..     | ..      | ..   | ..    | ..      | ..           | ..   | ..    | ..     | ..      | ..      | ..                | ..                              | 1934-35 |         |         |
| ..                   | ..      | ..             | ..   | ..    | ..     | ..      | ..   | ..    | ..      | ..           | ..   | ..    | ..     | ..      | ..      | ..                | ..                              | 1935-36 |         |         |
|                      |         |                |      |       |        |         |      |       |         |              |      |       |        |         |         |                   | TOTAL OF SUBORDI-NATE PORTS—    |         |         |         |
| ..                   | ..      | ..             | ..   | ..    | ..     | ..      | ..   | ..    | ..      | ..           | ..   | ..    | ..     | ..      | ..      | ..                | ..                              | 1931-32 |         |         |
| ..                   | ..      | ..             | ..   | ..    | ..     | ..      | ..   | ..    | ..      | ..           | ..   | ..    | ..     | ..      | ..      | ..                | ..                              | 1932-33 |         |         |
| ..                   | ..      | ..             | ..   | ..    | ..     | ..      | ..   | ..    | ..      | ..           | ..   | ..    | ..     | ..      | ..      | ..                | ..                              | 1933-34 |         |         |
| ..                   | ..      | ..             | ..   | ..    | ..     | ..      | ..   | ..    | ..      | ..           | ..   | ..    | ..     | ..      | ..      | ..                | ..                              | 1934-35 |         |         |
| ..                   | ..      | ..             | ..   | ..    | ..     | ..      | ..   | ..    | ..      | ..           | ..   | ..    | ..     | ..      | ..      | ..                | ..                              | 1935-36 |         |         |
|                      |         |                |      |       |        |         |      |       |         |              |      |       |        |         |         |                   | TOTAL OF ALL PORTS IN SIND—     |         |         |         |
| 135                  | 313,448 | ..             | ..   | 18    | 41,178 | ..      | ..   | 54    | 209,818 | ..           | ..   | 365   | 31,092 | 207     | 504,434 | 365               | 31,092                          | 572     | 595,526 | 1931-32 |
| 141                  | 324,670 | ..             | ..   | 10    | 22,690 | ..      | ..   | 43    | 152,895 | ..           | ..   | 339   | 27,106 | 194     | 600,265 | 339               | 27,106                          | 538     | 527,361 | 1932-33 |
| 145                  | 326,180 | ..             | ..   | 1     | 912    | ..      | ..   | 55    | 216,328 | ..           | ..   | 275   | 21,695 | 201     | 543,370 | 275               | 21,695                          | 476     | 565,065 | 1933-34 |
| 156                  | 359,698 | ..             | ..   | 3     | 2,736  | ..      | ..   | 58    | 204,773 | ..           | ..   | 318   | 25,450 | 214     | 607,202 | 318               | 25,450                          | 582     | 592,652 | 1934-35 |
| 123                  | 268,720 | ..             | ..   | 18    | 48,248 | ..      | ..   | 49    | 156,152 | ..           | ..   | 327   | 25,831 | 186     | 493,120 | 327               | 25,831                          | 513     | 518,951 | 1935-36 |
|                      |         |                |      |       |        |         |      |       |         |              |      |       |        |         |         |                   | MADRAS—                         |         |         |         |
|                      |         |                |      |       |        |         |      |       |         |              |      |       |        |         |         |                   | FORT SAINT GEORGE (CHIEF PORT)— |         |         |         |
| 85                   | 355,928 | ..             | ..   | ..    | ..     | ..      | ..   | 64    | 230,243 | ..           | ..   | ..    | ..     | 149     | 636,671 | ..                | ..                              | 149     | 636,671 | 1931-32 |
| 63                   | 260,466 | ..             | ..   | 1     | 3,006  | 2       | 480  | 33    | 146,927 | ..           | ..   | ..    | ..     | 97      | 410,298 | 2                 | 480                             | 99      | 410,778 | 1932-33 |
| 66                   | 258,623 | ..             | ..   | 1     | 1,464  | 1       | 80   | 65    | 276,936 | ..           | ..   | 1     | 91     | 132     | 536,923 | 2                 | 171                             | 134     | 537,099 | 1933-34 |
| 93                   | 405,911 | ..             | ..   | 1     | 3,039  | ..      | ..   | 72    | 245,797 | ..           | ..   | 2     | 236    | 171     | 654,747 | 2                 | 236                             | 173     | 655,033 | 1934-35 |
| 143                  | 571,259 | ..             | ..   | ..    | ..     | 1       | 100  | 60    | 252,618 | ..           | ..   | ..    | ..     | 212     | 823,377 | 1                 | 100                             | 213     | 823,977 | 1935-36 |
|                      |         |                |      |       |        |         |      |       |         |              |      |       |        |         |         |                   | GOPALPUR—                       |         |         |         |
| ..                   | ..      | ..             | ..   | ..    | ..     | ..      | ..   | ..    | ..      | ..           | ..   | ..    | ..     | ..      | ..      | ..                | ..                              | ..      | ..      | 1931-32 |
| ..                   | ..      | ..             | ..   | ..    | ..     | ..      | ..   | ..    | ..      | ..           | ..   | ..    | ..     | ..      | ..      | ..                | ..                              | ..      | ..      | 1932-33 |
| ..                   | ..      | ..             | ..   | ..    | ..     | ..      | ..   | ..    | ..      | ..           | ..   | ..    | ..     | ..      | ..      | ..                | ..                              | ..      | ..      | 1933-34 |
| ..                   | ..      | ..             | ..   | ..    | ..     | ..      | ..   | ..    | ..      | ..           | ..   | ..    | ..     | ..      | ..      | ..                | ..                              | ..      | ..      | 1934-35 |
| ..                   | ..      | ..             | ..   | ..    | ..     | ..      | ..   | ..    | ..      | ..           | ..   | ..    | ..     | ..      | ..      | ..                | ..                              | ..      | ..      | 1935-36 |
|                      |         |                |      |       |        |         |      |       |         |              |      |       |        |         |         |                   | CALINGAPATAM—                   |         |         |         |
| ..                   | ..      | ..             | ..   | ..    | ..     | ..      | ..   | ..    | ..      | ..           | ..   | ..    | ..     | ..      | ..      | ..                | ..                              | ..      | ..      | 1931-32 |
| ..                   | ..      | ..             | ..   | ..    | ..     | ..      | ..   | ..    | ..      | ..           | ..   | ..    | ..     | ..      | ..      | ..                | ..                              | ..      | ..      | 1932-33 |
| ..                   | ..      | ..             | ..   | ..    | ..     | ..      | ..   | 1     | 2,340   | ..           | ..   | ..    | ..     | 1       | 2,340   | ..                | ..                              | 1       | 2,340   | 1933-34 |
| ..                   | ..      | ..             | ..   | ..    | ..     | ..      | ..   | ..    | ..      | ..           | ..   | ..    | ..     | ..      | ..      | ..                | ..                              | ..      | ..      | 1934-35 |
| ..                   | ..      | ..             | ..   | ..    | ..     | ..      | ..   | 2     | 8,723   | ..           | ..   | ..    | ..     | 2       | 8,723   | ..                | ..                              | 2       | 8,723   | 1935-36 |
|                      |         |                |      |       |        |         |      |       |         |              |      |       |        |         |         |                   | VIZAGAPATAM—                    |         |         |         |
| 1                    | 4,516   | ..             | ..   | ..    | ..     | ..      | ..   | ..    | ..      | ..           | ..   | ..    | ..     | 1       | 4,516   | ..                | ..                              | 1       | 4,516   | 1931-32 |
| 2                    | 6,143   | ..             | ..   | ..    | ..     | ..      | ..   | 4     | 12,467  | ..           | ..   | ..    | ..     | 6       | 18,610  | ..                | ..                              | 6       | 18,610  | 1932-33 |
| 3                    | 8,323   | ..             | ..   | ..    | ..     | ..      | ..   | 5     | 16,113  | ..           | ..   | ..    | ..     | 8       | 24,936  | ..                | ..                              | 8       | 24,936  | 1933-34 |
| 13                   | 44,855  | ..             | ..   | ..    | ..     | ..      | ..   | 10    | 32,015  | ..           | ..   | ..    | ..     | 23      | 76,370  | ..                | ..                              | 23      | 76,370  | 1934-35 |
| 23                   | 92,393  | ..             | ..   | ..    | ..     | ..      | ..   | 30    | 105,048 | ..           | ..   | ..    | ..     | 53      | 193,341 | ..                | ..                              | 53      | 193,341 | 1935-36 |
|                      |         |                |      |       |        |         |      |       |         |              |      |       |        |         |         |                   | BIMPATAM—                       |         |         |         |
| ..                   | ..      | ..             | ..   | ..    | ..     | ..      | ..   | 2     | 9,363   | ..           | ..   | ..    | ..     | 2       | 9,363   | ..                | ..                              | 2       | 9,363   | 1931-32 |
| ..                   | ..      | ..             | ..   | ..    | ..     | ..      | ..   | 3     | 9,363   | ..           | ..   | ..    | ..     | 3       | 9,363   | ..                | ..                              | 3       | 9,363   | 1932-33 |
| 2                    | 5,584   | ..             | ..   | ..    | ..     | ..      | ..   | 1     | 2,606   | ..           | ..   | ..    | ..     | 3       | 8,190   | ..                | ..                              | 3       | 8,190   | 1933-34 |
| 1                    | 3,107   | ..             | ..   | ..    | ..     | ..      | ..   | 3     | 11,636  | ..           | ..   | ..    | ..     | 4       | 14,743  | ..                | ..                              | 4       | 14,743  | 1934-35 |
| 1                    | 5,280   | ..             | ..   | ..    | ..     | ..      | ..   | 1     | 2,106   | ..           | ..   | ..    | ..     | 2       | 7,476   | ..                | ..                              | 2       | 7,476   | 1935-36 |

SHIPPING AT EACH PORT

No. 6—continued

NUMBER and TONNAGE of STEAM and SAILING VESSELS, including their REPEATED VOYAGES and INDIA, in each Official Year

| PORT AT WHICH ENTERED   | ENTERED WITH CARGOES |         |         |      |                |      |         |      |         |        |         |      |              |       |         |         |         |       |                   |         |        |  |  |
|-------------------------|----------------------|---------|---------|------|----------------|------|---------|------|---------|--------|---------|------|--------------|-------|---------|---------|---------|-------|-------------------|---------|--------|--|--|
|                         | BRITISH              |         |         |      | BRITISH INDIAN |      |         |      | FOREIGN |        |         |      | NATIVE CRAFT |       | TOTAL   |         |         |       |                   |         |        |  |  |
|                         | STEAM                |         | SAILING |      | STEAM          |      | SAILING |      | STEAM   |        | SAILING |      | SAILING      |       | STEAM   |         | SAILING |       | STEAM AND SAILING |         |        |  |  |
|                         | vs.                  | tons    | vs.     | tons | vs.            | tons | vs.     | tons | vs.     | tons   | vs.     | tons | vs.          | tons  | vs.     | tons    | vs.     | tons  | vs.               | tons    |        |  |  |
| <b>MADRAS—continued</b> |                      |         |         |      |                |      |         |      |         |        |         |      |              |       |         |         |         |       |                   |         |        |  |  |
| <b>COGNARADA—</b>       |                      |         |         |      |                |      |         |      |         |        |         |      |              |       |         |         |         |       |                   |         |        |  |  |
| 1931-32                 | 1                    | 5,860   | ..      | ..   | ..             | ..   | ..      | 1    | 4,507   | ..     | ..      | ..   | ..           | 2     | 10,367  | ..      | ..      | 2     | 10,367            |         |        |  |  |
| 1932-33                 | 2                    | 8,605   | ..      | ..   | ..             | ..   | 1       | 198  | ..      | ..     | ..      | ..   | 2            | 8,605 | 2       | 491     | 4       | 9,096 |                   |         |        |  |  |
| 1933-34                 | 4                    | 16,126  | ..      | ..   | ..             | ..   | ..      | 3    | 13,405  | ..     | ..      | ..   | ..           | 7     | 29,531  | ..      | ..      | 7     | 29,531            |         |        |  |  |
| 1934-35                 | 6                    | 21,015  | ..      | ..   | ..             | ..   | ..      | 4    | 12,947  | ..     | ..      | ..   | ..           | 10    | 33,962  | ..      | ..      | 10    | 33,962            |         |        |  |  |
| 1935-36                 | 2                    | 10,148  | ..      | ..   | ..             | ..   | 2       | 478  | 4       | 13,946 | ..      | ..   | 1            | 115   | 6       | 24,094  | 3       | 588   | 9                 | 24,682  |        |  |  |
| <b>MASULIPATAM—</b>     |                      |         |         |      |                |      |         |      |         |        |         |      |              |       |         |         |         |       |                   |         |        |  |  |
| 1931-32                 | ..                   | ..      | ..      | ..   | ..             | ..   | ..      | ..   | ..      | ..     | ..      | ..   | ..           | ..    | ..      | ..      | ..      | ..    | ..                | ..      | ..     |  |  |
| 1932-33                 | ..                   | ..      | ..      | ..   | ..             | ..   | 1       | 78   | ..      | ..     | ..      | ..   | 10           | 837   | ..      | ..      | 11      | 915   | 11                | 915     |        |  |  |
| 1933-34                 | 1                    | 3,200   | ..      | ..   | ..             | ..   | ..      | ..   | ..      | ..     | ..      | ..   | 3            | 267   | 1       | 3,299   | 3       | 267   | 4                 | 3,566   |        |  |  |
| 1934-35                 | ..                   | ..      | ..      | ..   | ..             | ..   | 2       | 458  | ..      | ..     | ..      | ..   | 13           | 759   | ..      | ..      | 16      | 1,217 | 16                | 1,217   |        |  |  |
| 1935-36                 | 1                    | 5,341   | ..      | ..   | ..             | ..   | ..      | 2    | 8,284   | ..     | ..      | ..   | 5            | 572   | 3       | 13,625  | 5       | 572   | 8                 | 14,197  |        |  |  |
| <b>NIZAMPATNAM—</b>     |                      |         |         |      |                |      |         |      |         |        |         |      |              |       |         |         |         |       |                   |         |        |  |  |
| 1931-32                 | ..                   | ..      | ..      | ..   | ..             | ..   | ..      | ..   | ..      | ..     | ..      | ..   | ..           | ..    | ..      | ..      | ..      | ..    | ..                | ..      | ..     |  |  |
| 1932-33                 | ..                   | ..      | ..      | ..   | ..             | ..   | ..      | ..   | ..      | ..     | ..      | ..   | ..           | ..    | ..      | ..      | ..      | ..    | ..                | ..      | ..     |  |  |
| 1933-34                 | ..                   | ..      | ..      | ..   | ..             | ..   | ..      | ..   | ..      | ..     | ..      | ..   | ..           | ..    | ..      | ..      | ..      | ..    | ..                | ..      | ..     |  |  |
| 1934-35                 | ..                   | ..      | ..      | ..   | ..             | ..   | ..      | ..   | ..      | ..     | ..      | ..   | ..           | ..    | ..      | ..      | ..      | ..    | ..                | ..      | ..     |  |  |
| 1935-36                 | ..                   | ..      | ..      | ..   | ..             | ..   | ..      | ..   | ..      | ..     | ..      | ..   | ..           | ..    | ..      | ..      | ..      | ..    | ..                | ..      | ..     |  |  |
| <b>NARASAPUR—</b>       |                      |         |         |      |                |      |         |      |         |        |         |      |              |       |         |         |         |       |                   |         |        |  |  |
| 1931-32                 | ..                   | ..      | ..      | ..   | ..             | ..   | ..      | ..   | ..      | ..     | ..      | ..   | ..           | ..    | ..      | ..      | ..      | ..    | ..                | ..      | ..     |  |  |
| 1932-33                 | ..                   | ..      | ..      | ..   | ..             | ..   | ..      | ..   | ..      | ..     | ..      | ..   | ..           | ..    | ..      | ..      | ..      | ..    | ..                | ..      | ..     |  |  |
| 1933-34                 | ..                   | ..      | ..      | ..   | ..             | ..   | ..      | ..   | ..      | ..     | ..      | ..   | ..           | ..    | ..      | ..      | ..      | ..    | ..                | ..      | ..     |  |  |
| 1934-35                 | ..                   | ..      | ..      | ..   | ..             | ..   | ..      | ..   | ..      | ..     | ..      | ..   | ..           | ..    | ..      | ..      | ..      | ..    | ..                | ..      | ..     |  |  |
| 1935-36                 | ..                   | ..      | ..      | ..   | ..             | ..   | ..      | ..   | ..      | ..     | ..      | ..   | ..           | ..    | ..      | ..      | ..      | ..    | ..                | ..      | ..     |  |  |
| <b>IPURPALAM—</b>       |                      |         |         |      |                |      |         |      |         |        |         |      |              |       |         |         |         |       |                   |         |        |  |  |
| 1931-32                 | ..                   | ..      | ..      | ..   | ..             | ..   | ..      | ..   | ..      | ..     | ..      | ..   | ..           | ..    | ..      | ..      | ..      | ..    | ..                | ..      | ..     |  |  |
| 1932-33                 | ..                   | ..      | ..      | ..   | ..             | ..   | ..      | ..   | ..      | ..     | ..      | ..   | ..           | ..    | ..      | ..      | ..      | ..    | ..                | ..      | ..     |  |  |
| 1933-34                 | ..                   | ..      | ..      | ..   | ..             | ..   | ..      | ..   | ..      | ..     | ..      | ..   | ..           | ..    | ..      | ..      | ..      | ..    | ..                | ..      | ..     |  |  |
| 1934-35                 | ..                   | ..      | ..      | ..   | ..             | ..   | ..      | ..   | ..      | ..     | ..      | ..   | ..           | ..    | ..      | ..      | ..      | ..    | ..                | ..      | ..     |  |  |
| 1935-36                 | ..                   | ..      | ..      | ..   | ..             | ..   | ..      | ..   | ..      | ..     | ..      | ..   | ..           | ..    | ..      | ..      | ..      | ..    | ..                | ..      | ..     |  |  |
| <b>CHIDDALORE—</b>      |                      |         |         |      |                |      |         |      |         |        |         |      |              |       |         |         |         |       |                   |         |        |  |  |
| 1931-32                 | 3                    | 12,539  | ..      | ..   | ..             | ..   | ..      | 3    | 10,600  | ..     | ..      | ..   | ..           | 6     | 23,139  | ..      | ..      | 6     | 23,139            |         |        |  |  |
| 1932-33                 | 1                    | 3,495   | ..      | ..   | ..             | ..   | 1       | 80   | 1       | 2,846  | ..      | ..   | 11           | 837   | 2       | 6,441   | 12      | 417   | 14                | 6,858   |        |  |  |
| 1933-34                 | 2                    | 7,964   | ..      | ..   | ..             | ..   | 1       | 74   | 3       | 5,527  | ..      | ..   | 7            | 206   | 5       | 13,491  | 8       | 280   | 13                | 13,771  |        |  |  |
| 1934-35                 | 9                    | 25,484  | ..      | ..   | ..             | ..   | ..      | 17   | 31,785  | ..     | ..      | ..   | ..           | 16    | 521     | 26      | 57,269  | 16    | 521               | 42      | 57,790 |  |  |
| 1935-36                 | 4                    | 10,429  | ..      | ..   | ..             | ..   | ..      | 10   | 27,964  | ..     | ..      | ..   | ..           | 9     | 269     | 14      | 38,393  | 9     | 269               | 23      | 38,662 |  |  |
| <b>PORTO NOVO—</b>      |                      |         |         |      |                |      |         |      |         |        |         |      |              |       |         |         |         |       |                   |         |        |  |  |
| 1931-32                 | 18                   | 61,468  | ..      | ..   | ..             | ..   | ..      | ..   | ..      | ..     | ..      | ..   | ..           | 18    | 61,468  | ..      | ..      | 18    | 61,468            |         |        |  |  |
| 1932-33                 | ..                   | ..      | ..      | ..   | ..             | ..   | ..      | ..   | ..      | ..     | ..      | ..   | ..           | 23    | 843     | ..      | ..      | 23    | 843               | 23      | 843    |  |  |
| 1933-34                 | 1                    | 4,702   | ..      | ..   | ..             | ..   | ..      | ..   | ..      | ..     | ..      | ..   | ..           | 15    | 574     | 1       | 4,702   | 15    | 574               | 16      | 5,276  |  |  |
| 1934-35                 | ..                   | ..      | ..      | ..   | ..             | ..   | ..      | ..   | ..      | ..     | ..      | ..   | ..           | 13    | 619     | ..      | ..      | 13    | 619               | 18      | 619    |  |  |
| 1935-36                 | ..                   | ..      | ..      | ..   | ..             | ..   | ..      | ..   | ..      | ..     | ..      | ..   | ..           | 4     | 118     | ..      | ..      | 4     | 118               | 4       | 118    |  |  |
| <b>TIRUMALAVASAL—</b>   |                      |         |         |      |                |      |         |      |         |        |         |      |              |       |         |         |         |       |                   |         |        |  |  |
| 1931-32                 | ..                   | ..      | ..      | ..   | ..             | ..   | ..      | ..   | ..      | ..     | ..      | ..   | ..           | ..    | ..      | ..      | ..      | ..    | ..                | ..      | ..     |  |  |
| 1932-33                 | ..                   | ..      | ..      | ..   | ..             | ..   | ..      | ..   | ..      | ..     | ..      | ..   | ..           | ..    | ..      | ..      | ..      | ..    | ..                | ..      | ..     |  |  |
| 1933-34                 | ..                   | ..      | ..      | ..   | ..             | ..   | ..      | ..   | ..      | ..     | ..      | ..   | ..           | ..    | ..      | ..      | ..      | ..    | ..                | ..      | ..     |  |  |
| 1934-35                 | ..                   | ..      | ..      | ..   | ..             | ..   | ..      | ..   | ..      | ..     | ..      | ..   | ..           | ..    | ..      | ..      | ..      | ..    | ..                | ..      | ..     |  |  |
| 1935-36                 | ..                   | ..      | ..      | ..   | ..             | ..   | ..      | ..   | ..      | ..     | ..      | ..   | ..           | ..    | ..      | ..      | ..      | ..    | ..                | ..      | ..     |  |  |
| <b>TRANQUEBAR—</b>      |                      |         |         |      |                |      |         |      |         |        |         |      |              |       |         |         |         |       |                   |         |        |  |  |
| 1931-32                 | ..                   | ..      | ..      | ..   | ..             | ..   | ..      | ..   | ..      | ..     | ..      | ..   | ..           | ..    | ..      | ..      | ..      | ..    | ..                | ..      | ..     |  |  |
| 1932-33                 | ..                   | ..      | ..      | ..   | ..             | ..   | ..      | ..   | ..      | ..     | ..      | ..   | ..           | ..    | ..      | ..      | ..      | ..    | ..                | ..      | ..     |  |  |
| 1933-34                 | ..                   | ..      | ..      | ..   | ..             | ..   | ..      | ..   | ..      | ..     | ..      | ..   | ..           | ..    | ..      | ..      | ..      | ..    | ..                | ..      | ..     |  |  |
| 1934-35                 | ..                   | ..      | ..      | ..   | ..             | ..   | ..      | ..   | ..      | ..     | ..      | ..   | ..           | ..    | ..      | ..      | ..      | ..    | ..                | ..      | ..     |  |  |
| 1935-36                 | ..                   | ..      | ..      | ..   | ..             | ..   | ..      | ..   | ..      | ..     | ..      | ..   | ..           | ..    | ..      | ..      | ..      | ..    | ..                | ..      | ..     |  |  |
| <b>NEGAPATAM—</b>       |                      |         |         |      |                |      |         |      |         |        |         |      |              |       |         |         |         |       |                   |         |        |  |  |
| 1931-32                 | 34                   | 142,722 | ..      | ..   | ..             | ..   | ..      | ..   | ..      | ..     | ..      | ..   | ..           | 34    | 142,722 | ..      | ..      | 34    | 142,722           |         |        |  |  |
| 1932-33                 | 23                   | 130,390 | ..      | ..   | ..             | ..   | 7       | 986  | ..      | ..     | ..      | ..   | 9            | 699   | 23      | 130,390 | 16      | 1,385 | 44                | 131,775 |        |  |  |
| 1933-34                 | 22                   | 104,071 | ..      | ..   | ..             | ..   | 7       | 950  | ..      | ..     | ..      | ..   | 5            | 481   | 22      | 104,071 | 13      | 1,431 | 35                | 105,502 |        |  |  |
| 1934-35                 | 26                   | 113,854 | ..      | ..   | ..             | 1    | 202     | ..   | ..      | ..     | ..      | ..   | 7            | 462   | 31      | 131,081 | 7       | 462   | 38                | 131,543 |        |  |  |
| 1935-36                 | 23                   | 120,093 | ..      | ..   | ..             | ..   | 2       | 198  | 1       | 4,399  | ..      | ..   | 6            | 346   | 27      | 124,992 | 8       | 544   | 35                | 125,536 |        |  |  |



SHIPPING AT EACH PORT

No. 6—continued

NUMBER and TONNAGE of STEAM and SAILING VESSELS, including their REPEATED VOYAGES and INDIA, in each Official Year

| PORT AT WHICH ENTERED   | ENTERED WITH CARGOES |     |         |     |                |     |         |     |         |     |         |     |              |     |       |     |         |     |                   |     |      |
|-------------------------|----------------------|-----|---------|-----|----------------|-----|---------|-----|---------|-----|---------|-----|--------------|-----|-------|-----|---------|-----|-------------------|-----|------|
|                         | BRITISH              |     |         |     | BRITISH INDIAN |     |         |     | FOREIGN |     |         |     | NATIVE CRAFT |     | TOTAL |     |         |     |                   |     |      |
|                         | STEAM                |     | SAILING |     | STEAM          |     | SAILING |     | STEAM   |     | SAILING |     | SAILING      |     | STEAM |     | SAILING |     | STEAM AND SAILING |     |      |
| vr.                     | tons                 | vr. | tons    | vr. | tons           | vr. | tons    | vr. | tons    | vr. | tons    | vr. | tons         | vr. | tons  | vr. | tons    | vr. | tons              | vr. | tons |
| <b>MADRAS—continued</b> |                      |     |         |     |                |     |         |     |         |     |         |     |              |     |       |     |         |     |                   |     |      |
| <b>VELANGANNI—</b>      |                      |     |         |     |                |     |         |     |         |     |         |     |              |     |       |     |         |     |                   |     |      |
| 1931-32                 | ..                   | ..  | ..      | ..  | ..             | ..  | ..      | ..  | ..      | ..  | ..      | ..  | ..           | ..  | ..    | ..  | ..      | ..  | ..                | ..  | ..   |
| 1932-33                 | ..                   | ..  | ..      | ..  | ..             | ..  | ..      | ..  | ..      | ..  | ..      | ..  | ..           | ..  | ..    | ..  | ..      | ..  | ..                | ..  | ..   |
| 1933-34                 | ..                   | ..  | ..      | ..  | ..             | ..  | ..      | ..  | ..      | ..  | ..      | ..  | ..           | ..  | ..    | ..  | ..      | ..  | ..                | ..  | ..   |
| 1934-35                 | ..                   | ..  | ..      | ..  | ..             | ..  | ..      | ..  | ..      | ..  | ..      | ..  | ..           | ..  | ..    | ..  | ..      | ..  | ..                | ..  | ..   |
| 1935-36                 | ..                   | ..  | ..      | ..  | ..             | ..  | ..      | ..  | ..      | ..  | ..      | ..  | ..           | ..  | ..    | ..  | ..      | ..  | ..                | ..  | ..   |
| <b>TOPPOTURAI—</b>      |                      |     |         |     |                |     |         |     |         |     |         |     |              |     |       |     |         |     |                   |     |      |
| 1931-32                 | ..                   | ..  | ..      | ..  | ..             | ..  | ..      | ..  | ..      | ..  | ..      | ..  | ..           | ..  | ..    | ..  | ..      | ..  | ..                | ..  | ..   |
| 1932-33                 | ..                   | ..  | ..      | ..  | ..             | ..  | ..      | ..  | ..      | ..  | ..      | ..  | ..           | ..  | ..    | ..  | ..      | ..  | ..                | ..  | ..   |
| 1933-34                 | ..                   | ..  | ..      | ..  | ..             | ..  | ..      | ..  | ..      | ..  | ..      | ..  | ..           | ..  | ..    | ..  | ..      | ..  | ..                | ..  | ..   |
| 1934-35                 | ..                   | ..  | ..      | ..  | ..             | ..  | ..      | ..  | ..      | ..  | ..      | ..  | ..           | ..  | ..    | ..  | ..      | ..  | ..                | ..  | ..   |
| 1935-36                 | ..                   | ..  | ..      | ..  | ..             | ..  | ..      | ..  | ..      | ..  | ..      | ..  | ..           | ..  | ..    | ..  | ..      | ..  | ..                | ..  | ..   |
| <b>POINT CALDERE—</b>   |                      |     |         |     |                |     |         |     |         |     |         |     |              |     |       |     |         |     |                   |     |      |
| 1931-32                 | ..                   | ..  | ..      | ..  | ..             | ..  | ..      | ..  | ..      | ..  | ..      | ..  | ..           | ..  | ..    | ..  | ..      | ..  | ..                | ..  | ..   |
| 1932-33                 | ..                   | ..  | ..      | ..  | ..             | ..  | ..      | ..  | ..      | ..  | ..      | ..  | ..           | ..  | ..    | ..  | ..      | ..  | ..                | ..  | ..   |
| 1933-34                 | ..                   | ..  | ..      | ..  | ..             | ..  | ..      | ..  | ..      | ..  | ..      | ..  | ..           | ..  | ..    | ..  | ..      | ..  | ..                | ..  | ..   |
| 1934-35                 | ..                   | ..  | ..      | ..  | ..             | ..  | ..      | ..  | ..      | ..  | ..      | ..  | ..           | ..  | ..    | ..  | ..      | ..  | ..                | ..  | ..   |
| 1935-36                 | ..                   | ..  | ..      | ..  | ..             | ..  | ..      | ..  | ..      | ..  | ..      | ..  | ..           | ..  | ..    | ..  | ..      | ..  | ..                | ..  | ..   |
| <b>MURUPET—</b>         |                      |     |         |     |                |     |         |     |         |     |         |     |              |     |       |     |         |     |                   |     |      |
| 1931-32                 | ..                   | ..  | ..      | ..  | ..             | ..  | ..      | ..  | ..      | ..  | ..      | ..  | ..           | ..  | ..    | ..  | ..      | ..  | ..                | ..  | ..   |
| 1932-33                 | ..                   | ..  | ..      | ..  | ..             | ..  | ..      | ..  | ..      | ..  | ..      | ..  | ..           | ..  | ..    | ..  | ..      | ..  | ..                | ..  | ..   |
| 1933-34                 | ..                   | ..  | ..      | ..  | ..             | ..  | ..      | ..  | ..      | ..  | ..      | ..  | ..           | ..  | ..    | ..  | ..      | ..  | ..                | ..  | ..   |
| 1934-35                 | ..                   | ..  | ..      | ..  | ..             | ..  | ..      | ..  | ..      | ..  | ..      | ..  | ..           | ..  | ..    | ..  | ..      | ..  | ..                | ..  | ..   |
| 1935-36                 | ..                   | ..  | ..      | ..  | ..             | ..  | ..      | ..  | ..      | ..  | ..      | ..  | ..           | ..  | ..    | ..  | ..      | ..  | ..                | ..  | ..   |
| <b>ADIRAMPATNAM—</b>    |                      |     |         |     |                |     |         |     |         |     |         |     |              |     |       |     |         |     |                   |     |      |
| 1931-32                 | ..                   | ..  | ..      | ..  | ..             | ..  | ..      | ..  | ..      | ..  | ..      | ..  | ..           | ..  | ..    | ..  | ..      | ..  | ..                | ..  | ..   |
| 1932-33                 | ..                   | ..  | ..      | ..  | ..             | 24  | 1,348   | ..  | ..      | ..  | ..      | 8   | 319          | ..  | ..    | 27  | 1,662   | 27  | 1,662             | ..  | ..   |
| 1933-34                 | ..                   | ..  | ..      | ..  | ..             | 30  | 1,784   | ..  | ..      | ..  | ..      | 11  | 708          | ..  | ..    | 31  | 2,487   | 31  | 2,487             | ..  | ..   |
| 1934-35                 | ..                   | ..  | ..      | ..  | ..             | 9   | 536     | ..  | ..      | ..  | ..      | 31  | 1,751        | ..  | ..    | 40  | 2,287   | 40  | 2,287             | ..  | ..   |
| 1935-36                 | ..                   | ..  | ..      | ..  | ..             | 14  | 892     | ..  | ..      | ..  | ..      | 13  | 870          | ..  | ..    | 27  | 1,762   | 27  | 1,762             | ..  | ..   |
| <b>AKKAPATNAM—</b>      |                      |     |         |     |                |     |         |     |         |     |         |     |              |     |       |     |         |     |                   |     |      |
| 1931-32                 | ..                   | ..  | ..      | ..  | ..             | ..  | ..      | ..  | ..      | ..  | ..      | ..  | ..           | ..  | ..    | ..  | ..      | ..  | ..                | ..  | ..   |
| 1932-33                 | ..                   | ..  | ..      | ..  | ..             | 1   | 56      | ..  | ..      | ..  | ..      | ..  | ..           | ..  | ..    | 1   | 56      | 1   | 56                | ..  | ..   |
| 1933-34                 | ..                   | ..  | ..      | ..  | ..             | ..  | ..      | ..  | ..      | ..  | ..      | ..  | ..           | ..  | ..    | ..  | ..      | ..  | ..                | ..  | ..   |
| 1934-35                 | ..                   | ..  | ..      | ..  | ..             | ..  | ..      | ..  | ..      | ..  | ..      | 1   | 85           | ..  | ..    | 1   | 85      | 1   | 85                | ..  | ..   |
| 1935-36                 | ..                   | ..  | ..      | ..  | ..             | ..  | ..      | ..  | ..      | ..  | ..      | 1   | 56           | ..  | ..    | 1   | 56      | 1   | 56                | ..  | ..   |
| <b>KILAKARAI—</b>       |                      |     |         |     |                |     |         |     |         |     |         |     |              |     |       |     |         |     |                   |     |      |
| 1931-32                 | ..                   | ..  | ..      | ..  | ..             | ..  | ..      | ..  | ..      | ..  | ..      | ..  | ..           | ..  | ..    | ..  | ..      | ..  | ..                | ..  | ..   |
| 1932-33                 | ..                   | ..  | ..      | ..  | ..             | 1   | 56      | ..  | ..      | ..  | ..      | ..  | ..           | ..  | ..    | 1   | 56      | 1   | 56                | ..  | ..   |
| 1933-34                 | ..                   | ..  | ..      | ..  | ..             | ..  | ..      | ..  | ..      | ..  | ..      | ..  | ..           | ..  | ..    | ..  | ..      | ..  | ..                | ..  | ..   |
| 1934-35                 | ..                   | ..  | ..      | ..  | ..             | ..  | ..      | ..  | ..      | ..  | ..      | 1   | 47           | ..  | ..    | 1   | 47      | 1   | 47                | ..  | ..   |
| 1935-36                 | ..                   | ..  | ..      | ..  | ..             | ..  | ..      | ..  | ..      | ..  | ..      | ..  | ..           | ..  | ..    | ..  | ..      | ..  | ..                | ..  | ..   |
| <b>DIVIPATNAM—</b>      |                      |     |         |     |                |     |         |     |         |     |         |     |              |     |       |     |         |     |                   |     |      |
| 1931-32                 | ..                   | ..  | ..      | ..  | ..             | ..  | ..      | ..  | ..      | ..  | ..      | ..  | ..           | ..  | ..    | ..  | ..      | ..  | ..                | ..  | ..   |
| 1932-33                 | ..                   | ..  | ..      | ..  | ..             | ..  | ..      | ..  | ..      | ..  | ..      | ..  | ..           | ..  | ..    | ..  | ..      | ..  | ..                | ..  | ..   |
| 1933-34                 | ..                   | ..  | ..      | ..  | ..             | ..  | ..      | ..  | ..      | ..  | ..      | ..  | ..           | ..  | ..    | ..  | ..      | ..  | ..                | ..  | ..   |
| 1934-35                 | ..                   | ..  | ..      | ..  | ..             | ..  | ..      | ..  | ..      | ..  | ..      | ..  | ..           | ..  | ..    | ..  | ..      | ..  | ..                | ..  | ..   |
| 1935-36                 | ..                   | ..  | ..      | ..  | ..             | ..  | ..      | ..  | ..      | ..  | ..      | ..  | ..           | ..  | ..    | ..  | ..      | ..  | ..                | ..  | ..   |
| <b>PAMBAY—</b>          |                      |     |         |     |                |     |         |     |         |     |         |     |              |     |       |     |         |     |                   |     |      |
| 1931-32                 | ..                   | ..  | ..      | ..  | ..             | ..  | ..      | ..  | ..      | ..  | ..      | ..  | ..           | ..  | ..    | ..  | ..      | ..  | ..                | ..  | ..   |
| 1932-33                 | ..                   | ..  | ..      | ..  | ..             | ..  | 3       | 256 | ..      | ..  | ..      | 6   | 204          | ..  | ..    | 9   | 460     | 9   | 460               | ..  | ..   |
| 1933-34                 | ..                   | ..  | ..      | ..  | ..             | ..  | 1       | 120 | ..      | ..  | ..      | 4   | 187          | ..  | ..    | 5   | 357     | 5   | 357               | ..  | ..   |
| 1934-35                 | ..                   | ..  | ..      | ..  | ..             | ..  | 1       | 83  | ..      | ..  | ..      | 2   | 88           | ..  | ..    | 8   | 169     | 8   | 169               | ..  | ..   |
| 1935-36                 | ..                   | ..  | ..      | ..  | ..             | ..  | ..      | ..  | ..      | ..  | ..      | 2   | 88           | ..  | ..    | 2   | 88      | 2   | 88                | ..  | ..   |

distinguishing their NATIONALITY, that ENTERED and CLEARED with CARGOES at each PORT in BRITISH from 1931-32 to 1935-36—continued

| CLEARED WITH CARGOES |      |         |      |                |      |         |       |         |      |         |       |              |      |       |       |         | PORT FROM WHICH CLEARED |                   |      |         |
|----------------------|------|---------|------|----------------|------|---------|-------|---------|------|---------|-------|--------------|------|-------|-------|---------|-------------------------|-------------------|------|---------|
| BRITISH              |      |         |      | BRITISH INDIAN |      |         |       | FOREIGN |      |         |       | NATIVE CRAFT |      | TOTAL |       |         |                         |                   |      |         |
| STEAM                |      | SAILING |      | STEAM          |      | SAILING |       | STEAM   |      | SAILING |       | SAILING      |      | STEAM |       | SAILING |                         | STEAM AND SAILING |      |         |
| vr.                  | tons | vr.     | tons | vr.            | tons | vr.     | tons  | vr.     | tons | vr.     | tons  | vr.          | tons | vr.   | tons  | vr.     | tons                    | vr.               | tons |         |
| MADRAS—continued     |      |         |      |                |      |         |       |         |      |         |       |              |      |       |       |         |                         |                   |      |         |
| VELANGANNI—          |      |         |      |                |      |         |       |         |      |         |       |              |      |       |       |         |                         |                   |      |         |
| ..                   | ..   | ..      | ..   | ..             | ..   | ..      | ..    | ..      | ..   | ..      | ..    | ..           | ..   | ..    | ..    | ..      | ..                      | ..                | ..   | 1931-32 |
| ..                   | ..   | ..      | ..   | ..             | ..   | ..      | ..    | ..      | ..   | ..      | ..    | ..           | ..   | ..    | ..    | ..      | ..                      | ..                | ..   | 1932-33 |
| ..                   | ..   | ..      | ..   | ..             | ..   | ..      | ..    | ..      | ..   | ..      | ..    | ..           | ..   | ..    | ..    | ..      | ..                      | ..                | ..   | 1933-34 |
| ..                   | ..   | ..      | ..   | ..             | ..   | ..      | ..    | ..      | ..   | ..      | ..    | ..           | ..   | ..    | ..    | ..      | ..                      | ..                | ..   | 1934-35 |
| ..                   | ..   | ..      | ..   | ..             | ..   | ..      | ..    | ..      | ..   | ..      | ..    | ..           | ..   | ..    | ..    | ..      | ..                      | ..                | ..   | 1935-36 |
| TOPPUTURAI—          |      |         |      |                |      |         |       |         |      |         |       |              |      |       |       |         |                         |                   |      |         |
| ..                   | ..   | ..      | ..   | ..             | 1    | 101     | ..    | ..      | ..   | ..      | 1     | 101          | ..   | ..    | 2     | 202     | 2                       | 202               | ..   | 1931-32 |
| ..                   | ..   | ..      | ..   | ..             | ..   | ..      | ..    | ..      | ..   | ..      | 1     | 81           | ..   | ..    | 1     | 81      | 1                       | 81                | ..   | 1932-33 |
| ..                   | ..   | ..      | ..   | ..             | ..   | ..      | ..    | ..      | ..   | ..      | ..    | ..           | ..   | ..    | ..    | ..      | ..                      | ..                | ..   | 1933-34 |
| ..                   | ..   | ..      | ..   | ..             | ..   | ..      | ..    | ..      | ..   | ..      | ..    | ..           | ..   | ..    | ..    | ..      | ..                      | ..                | ..   | 1934-35 |
| ..                   | ..   | ..      | ..   | ..             | ..   | ..      | ..    | ..      | ..   | ..      | ..    | ..           | ..   | ..    | ..    | ..      | ..                      | ..                | ..   | 1935-36 |
| POINT CALIMERE—      |      |         |      |                |      |         |       |         |      |         |       |              |      |       |       |         |                         |                   |      |         |
| ..                   | ..   | ..      | ..   | ..             | ..   | ..      | ..    | ..      | ..   | ..      | ..    | ..           | ..   | ..    | ..    | ..      | ..                      | ..                | ..   | 1931-32 |
| ..                   | ..   | ..      | ..   | ..             | ..   | ..      | ..    | ..      | ..   | ..      | ..    | ..           | ..   | ..    | ..    | ..      | ..                      | ..                | ..   | 1932-33 |
| ..                   | ..   | ..      | ..   | ..             | ..   | ..      | ..    | ..      | ..   | ..      | ..    | ..           | ..   | ..    | ..    | ..      | ..                      | ..                | ..   | 1933-34 |
| ..                   | ..   | ..      | ..   | ..             | ..   | ..      | ..    | ..      | ..   | ..      | ..    | ..           | ..   | ..    | ..    | ..      | ..                      | ..                | ..   | 1934-35 |
| ..                   | ..   | ..      | ..   | ..             | ..   | ..      | ..    | ..      | ..   | ..      | ..    | ..           | ..   | ..    | ..    | ..      | ..                      | ..                | ..   | 1935-36 |
| MUTTUPET—            |      |         |      |                |      |         |       |         |      |         |       |              |      |       |       |         |                         |                   |      |         |
| ..                   | ..   | ..      | ..   | ..             | ..   | ..      | ..    | ..      | ..   | ..      | ..    | ..           | ..   | ..    | ..    | ..      | ..                      | ..                | ..   | 1931-32 |
| ..                   | ..   | ..      | ..   | ..             | ..   | ..      | ..    | ..      | ..   | ..      | ..    | ..           | ..   | ..    | ..    | ..      | ..                      | ..                | ..   | 1932-33 |
| ..                   | ..   | ..      | ..   | ..             | ..   | ..      | ..    | ..      | ..   | ..      | ..    | ..           | ..   | ..    | ..    | ..      | ..                      | ..                | ..   | 1933-34 |
| ..                   | ..   | ..      | ..   | ..             | ..   | ..      | ..    | ..      | ..   | ..      | ..    | ..           | ..   | ..    | ..    | ..      | ..                      | ..                | ..   | 1934-35 |
| ..                   | ..   | ..      | ..   | ..             | ..   | ..      | ..    | ..      | ..   | ..      | ..    | ..           | ..   | ..    | ..    | ..      | ..                      | ..                | ..   | 1935-36 |
| ADIRAMPATHAN—        |      |         |      |                |      |         |       |         |      |         |       |              |      |       |       |         |                         |                   |      |         |
| ..                   | ..   | ..      | ..   | ..             | 56   | 3,573   | ..    | ..      | ..   | 1       | 101   | ..           | ..   | 57    | 3,674 | 57      | 3,674                   | ..                | ..   | 1931-32 |
| ..                   | ..   | ..      | ..   | ..             | 68   | 4,306   | ..    | ..      | ..   | ..      | ..    | ..           | ..   | 68    | 4,306 | 68      | 4,306                   | ..                | ..   | 1932-33 |
| ..                   | ..   | ..      | ..   | ..             | 67   | 4,344   | ..    | ..      | ..   | 45      | 2,735 | ..           | ..   | 112   | 7,029 | 112     | 7,029                   | ..                | ..   | 1933-34 |
| ..                   | ..   | ..      | ..   | ..             | 59   | 3,451   | ..    | ..      | ..   | 112     | 6,828 | ..           | ..   | 171   | 9,784 | 171     | 9,784                   | ..                | ..   | 1934-35 |
| ..                   | ..   | ..      | ..   | 12             | 806  | 51      | 3,341 | ..      | ..   | 70      | 4,253 | 12           | 806  | 121   | 7,504 | 133     | 8,400                   | ..                | ..   | 1935-36 |
| AMMAPATHAN—          |      |         |      |                |      |         |       |         |      |         |       |              |      |       |       |         |                         |                   |      |         |
| ..                   | ..   | ..      | ..   | ..             | 1    | 109     | ..    | ..      | ..   | 2       | 56    | ..           | ..   | 3     | 165   | 3       | 165                     | ..                | ..   | 1931-32 |
| ..                   | ..   | ..      | ..   | ..             | ..   | ..      | ..    | ..      | ..   | 1       | 61    | ..           | ..   | 1     | 61    | 1       | 61                      | ..                | ..   | 1932-33 |
| ..                   | ..   | ..      | ..   | ..             | 1    | 109     | ..    | ..      | ..   | 1       | 109   | ..           | ..   | 2     | 218   | 2       | 218                     | ..                | ..   | 1933-34 |
| ..                   | ..   | ..      | ..   | ..             | ..   | ..      | ..    | ..      | ..   | 5       | 284   | ..           | ..   | 5     | 284   | 5       | 284                     | ..                | ..   | 1934-35 |
| ..                   | ..   | ..      | ..   | ..             | 2    | 251     | ..    | ..      | ..   | 1       | 19    | ..           | ..   | 3     | 270   | 3       | 270                     | ..                | ..   | 1935-36 |
| KILAKARAI—           |      |         |      |                |      |         |       |         |      |         |       |              |      |       |       |         |                         |                   |      |         |
| ..                   | ..   | ..      | ..   | ..             | 3    | 215     | ..    | ..      | ..   | 1       | 68    | ..           | ..   | 3     | 283   | 3       | 283                     | ..                | ..   | 1931-32 |
| ..                   | ..   | ..      | ..   | ..             | ..   | ..      | ..    | ..      | ..   | 1       | 132   | ..           | ..   | 1     | 132   | 1       | 132                     | ..                | ..   | 1932-33 |
| ..                   | ..   | ..      | ..   | ..             | ..   | ..      | ..    | ..      | ..   | 1       | 77    | ..           | ..   | 1     | 77    | 1       | 77                      | ..                | ..   | 1933-34 |
| ..                   | ..   | ..      | ..   | ..             | ..   | ..      | ..    | ..      | ..   | 31      | 189   | ..           | ..   | 31    | 189   | 31      | 189                     | ..                | ..   | 1934-35 |
| ..                   | ..   | ..      | ..   | ..             | ..   | ..      | ..    | ..      | ..   | 2       | 98    | ..           | ..   | 2     | 98    | 2       | 98                      | ..                | ..   | 1935-36 |
| DHWIPATHAN—          |      |         |      |                |      |         |       |         |      |         |       |              |      |       |       |         |                         |                   |      |         |
| ..                   | ..   | ..      | ..   | ..             | ..   | ..      | ..    | ..      | ..   | ..      | ..    | ..           | ..   | ..    | ..    | ..      | ..                      | ..                | ..   | 1931-32 |
| ..                   | ..   | ..      | ..   | ..             | ..   | ..      | ..    | ..      | ..   | ..      | ..    | ..           | ..   | ..    | ..    | ..      | ..                      | ..                | ..   | 1932-33 |
| ..                   | ..   | ..      | ..   | ..             | ..   | ..      | ..    | ..      | ..   | ..      | ..    | ..           | ..   | ..    | ..    | ..      | ..                      | ..                | ..   | 1933-34 |
| ..                   | ..   | ..      | ..   | ..             | ..   | ..      | ..    | ..      | ..   | ..      | ..    | ..           | ..   | ..    | ..    | ..      | ..                      | ..                | ..   | 1934-35 |
| ..                   | ..   | ..      | ..   | ..             | ..   | ..      | ..    | ..      | ..   | ..      | ..    | ..           | ..   | ..    | ..    | ..      | ..                      | ..                | ..   | 1935-36 |
| PAMBAN—              |      |         |      |                |      |         |       |         |      |         |       |              |      |       |       |         |                         |                   |      |         |
| ..                   | ..   | ..      | ..   | ..             | 3    | 202     | ..    | ..      | ..   | 2       | 154   | ..           | ..   | 5     | 356   | 5       | 356                     | ..                | ..   | 1931-32 |
| ..                   | ..   | ..      | ..   | ..             | 2    | 164     | ..    | ..      | ..   | 7       | 264   | ..           | ..   | 9     | 428   | 9       | 428                     | ..                | ..   | 1932-33 |
| ..                   | ..   | ..      | ..   | ..             | 1    | 119     | ..    | ..      | ..   | 3       | 235   | ..           | ..   | 9     | 354   | 9       | 354                     | ..                | ..   | 1933-34 |
| ..                   | ..   | ..      | ..   | ..             | ..   | ..      | ..    | ..      | ..   | 19      | 685   | ..           | ..   | 19    | 685   | 19      | 685                     | ..                | ..   | 1934-35 |
| ..                   | ..   | ..      | ..   | ..             | 2    | 164     | ..    | ..      | ..   | 24      | 796   | ..           | ..   | 26    | 960   | 26      | 960                     | ..                | ..   | 1935-36 |







SHIPPING AT EACH PORT

No. 6—continued

NUMBER and TONNAGE of STEAM and SAILING VESSELS, including their REPEATED VOYAGES and INDIA, in each Official Year

| PORT AT WHICH ENTERED                | ENTERED WITH CARGOES |           |         |      |                 |       |         |       |         |         |         |      |              |        |       |           |         |        |                   |           |
|--------------------------------------|----------------------|-----------|---------|------|-----------------|-------|---------|-------|---------|---------|---------|------|--------------|--------|-------|-----------|---------|--------|-------------------|-----------|
|                                      | BRITISH              |           |         |      | BRITISH INDIAN] |       |         |       | FOREIGN |         |         |      | NATIVE CRAFT |        | TOTAL |           |         |        |                   |           |
|                                      | STEAM                |           | SAILING |      | STEAM           |       | SAILING |       | STEAM   |         | SAILING |      | SAILING      |        | STEAM |           | SAILING |        | STEAM AND SAILING |           |
|                                      | vs.                  | tons      | vs.     | tons | vs.             | tons  | vs.     | tons  | vs.     | tons    | vs.     | tons | vs.          | tons   | vs.   | tons      | vs.     | tons   | vs.               | tons      |
| <b>MADRAS—concluded</b>              |                      |           |         |      |                 |       |         |       |         |         |         |      |              |        |       |           |         |        |                   |           |
| <b>CANNARORE—</b>                    |                      |           |         |      |                 |       |         |       |         |         |         |      |              |        |       |           |         |        |                   |           |
| 1931-32                              | ..                   | ..        | ..      | ..   | ..              | ..    | ..      | ..    | ..      | ..      | ..      | ..   | ..           | ..     | ..    | ..        | ..      | ..     | ..                | ..        |
| 1932-33                              | ..                   | ..        | ..      | ..   | ..              | ..    | ..      | ..    | ..      | ..      | ..      | ..   | ..           | ..     | ..    | ..        | ..      | ..     | ..                | ..        |
| 1933-34                              | ..                   | ..        | ..      | ..   | ..              | ..    | ..      | ..    | ..      | ..      | ..      | ..   | ..           | ..     | ..    | ..        | ..      | ..     | ..                | ..        |
| 1934-35                              | 2                    | 6,111     | ..      | ..   | ..              | ..    | ..      | ..    | ..      | ..      | ..      | ..   | ..           | 2      | 6,111 | ..        | ..      | 2      | 6,111             | ..        |
| 1935-36                              | ..                   | ..        | ..      | ..   | ..              | ..    | ..      | ..    | ..      | ..      | ..      | ..   | ..           | 1      | 100   | ..        | ..      | 1      | 100               | 1         |
| <b>TELLICHERRY—</b>                  |                      |           |         |      |                 |       |         |       |         |         |         |      |              |        |       |           |         |        |                   |           |
| 1931-32                              | 2                    | 5,557     | ..      | ..   | ..              | ..    | ..      | ..    | ..      | 1       | 4,852   | ..   | ..           | ..     | ..    | ..        | ..      | ..     | ..                | ..        |
| 1932-33                              | ..                   | ..        | ..      | ..   | ..              | ..    | ..      | ..    | ..      | ..      | ..      | ..   | ..           | ..     | ..    | ..        | ..      | ..     | ..                | ..        |
| 1933-34                              | 1                    | 3,048     | ..      | ..   | ..              | ..    | ..      | ..    | ..      | ..      | ..      | ..   | ..           | ..     | ..    | ..        | ..      | ..     | ..                | ..        |
| 1934-35                              | 1                    | 3,028     | ..      | ..   | ..              | ..    | ..      | ..    | ..      | 1       | 840     | ..   | ..           | ..     | ..    | ..        | ..      | ..     | ..                | ..        |
| 1935-36                              | ..                   | ..        | ..      | ..   | ..              | ..    | ..      | ..    | ..      | ..      | ..      | ..   | ..           | ..     | ..    | ..        | ..      | ..     | ..                | ..        |
| <b>KASARAGOD—</b>                    |                      |           |         |      |                 |       |         |       |         |         |         |      |              |        |       |           |         |        |                   |           |
| 1931-32                              | ..                   | ..        | ..      | ..   | ..              | ..    | ..      | ..    | ..      | ..      | ..      | ..   | ..           | ..     | ..    | ..        | ..      | ..     | ..                | ..        |
| 1932-33                              | ..                   | ..        | ..      | ..   | ..              | ..    | ..      | ..    | ..      | ..      | ..      | ..   | ..           | ..     | ..    | ..        | ..      | ..     | ..                | ..        |
| 1933-34                              | ..                   | ..        | ..      | ..   | ..              | ..    | ..      | ..    | ..      | ..      | ..      | ..   | ..           | ..     | ..    | ..        | ..      | ..     | ..                | ..        |
| 1934-35                              | ..                   | ..        | ..      | ..   | ..              | ..    | ..      | ..    | ..      | ..      | ..      | ..   | ..           | ..     | ..    | ..        | ..      | ..     | ..                | ..        |
| 1935-36                              | ..                   | ..        | ..      | ..   | ..              | ..    | ..      | ..    | ..      | ..      | ..      | ..   | ..           | ..     | ..    | ..        | ..      | ..     | ..                | ..        |
| <b>CALICUT—</b>                      |                      |           |         |      |                 |       |         |       |         |         |         |      |              |        |       |           |         |        |                   |           |
| 1931-32                              | 8                    | 25,866    | ..      | ..   | 1               | 278   | ..      | ..    | 8       | 22,743  | ..      | ..   | ..           | ..     | 17    | 48,867    | ..      | ..     | 17                | 48,867    |
| 1932-33                              | 5                    | 16,097    | ..      | ..   | ..              | ..    | ..      | ..    | 1       | 8,854   | ..      | ..   | 2            | 242    | 6     | 19,451    | 2       | 242    | 8                 | 19,693    |
| 1933-34                              | 3                    | 8,254     | ..      | ..   | ..              | ..    | ..      | ..    | 4       | 10,768  | ..      | ..   | 1            | 74     | 7     | 19,022    | 1       | 74     | 8                 | 19,096    |
| 1934-35                              | 10                   | 32,867    | ..      | ..   | 1               | 1,331 | ..      | ..    | 13      | 31,843  | ..      | ..   | 6            | 604    | 24    | 66,081    | 6       | 604    | 30                | 66,685    |
| 1935-36                              | 7                    | 21,762    | ..      | ..   | ..              | ..    | ..      | ..    | 8       | 19,471  | ..      | ..   | 1            | 145    | 15    | 41,223    | 1       | 145    | 16                | 41,368    |
| <b>BADAGARA—</b>                     |                      |           |         |      |                 |       |         |       |         |         |         |      |              |        |       |           |         |        |                   |           |
| 1931-32                              | ..                   | ..        | ..      | ..   | ..              | ..    | ..      | ..    | ..      | ..      | ..      | ..   | ..           | ..     | ..    | ..        | ..      | ..     | ..                | ..        |
| 1932-33                              | ..                   | ..        | ..      | ..   | ..              | ..    | ..      | ..    | ..      | ..      | ..      | ..   | ..           | ..     | ..    | ..        | ..      | ..     | ..                | ..        |
| 1933-34                              | ..                   | ..        | ..      | ..   | 1               | 298   | ..      | ..    | ..      | ..      | ..      | ..   | ..           | ..     | ..    | ..        | ..      | ..     | ..                | ..        |
| 1934-35                              | 1                    | 3,398     | ..      | ..   | ..              | ..    | ..      | ..    | 1       | 4,259   | ..      | ..   | ..           | ..     | 2     | 7,657     | ..      | ..     | 2                 | 7,657     |
| 1935-36                              | 1                    | 3,163     | ..      | ..   | ..              | ..    | ..      | ..    | 1       | 2,615   | ..      | ..   | ..           | ..     | 2     | 5,778     | ..      | ..     | 2                 | 5,778     |
| <b>PJWANI—</b>                       |                      |           |         |      |                 |       |         |       |         |         |         |      |              |        |       |           |         |        |                   |           |
| 1931-32                              | ..                   | ..        | ..      | ..   | ..              | ..    | ..      | ..    | ..      | ..      | ..      | ..   | ..           | ..     | ..    | ..        | ..      | ..     | ..                | ..        |
| 1932-33                              | ..                   | ..        | ..      | ..   | ..              | ..    | ..      | ..    | ..      | ..      | ..      | ..   | ..           | ..     | ..    | ..        | ..      | ..     | ..                | ..        |
| 1933-34                              | ..                   | ..        | ..      | ..   | 2               | 1,651 | ..      | ..    | ..      | ..      | ..      | ..   | ..           | ..     | ..    | ..        | ..      | ..     | ..                | ..        |
| 1934-35                              | ..                   | ..        | ..      | ..   | ..              | ..    | ..      | ..    | ..      | ..      | ..      | ..   | ..           | ..     | ..    | ..        | ..      | ..     | ..                | ..        |
| 1935-36                              | ..                   | ..        | ..      | ..   | ..              | ..    | ..      | ..    | ..      | ..      | ..      | ..   | ..           | ..     | ..    | ..        | ..      | ..     | ..                | ..        |
| <b>COCHIN—</b>                       |                      |           |         |      |                 |       |         |       |         |         |         |      |              |        |       |           |         |        |                   |           |
| 1931-32                              | 25                   | 80,929    | ..      | ..   | 2               | 4,665 | ..      | ..    | 13      | 45,558  | ..      | ..   | ..           | ..     | 40    | 131,147   | ..      | ..     | 40                | 131,147   |
| 1932-33                              | 16                   | 61,641    | ..      | ..   | ..              | ..    | 2       | 244   | 7       | 25,594  | ..      | ..   | 5            | 244    | 23    | 87,225    | 7       | 488    | 30                | 87,713    |
| 1933-34                              | 19                   | 61,561    | ..      | ..   | ..              | ..    | 1       | 64    | 18      | 68,254  | ..      | ..   | ..           | ..     | 37    | 129,815   | 1       | 64     | 38                | 129,879   |
| 1934-35                              | 39                   | 135,337   | ..      | ..   | 2               | 2,249 | ..      | ..    | 48      | 146,786 | ..      | ..   | 4            | 104    | 89    | 234,372   | 4       | 104    | 93                | 234,476   |
| 1935-36                              | 50                   | 228,200   | ..      | ..   | ..              | ..    | ..      | ..    | 22      | 78,497  | ..      | ..   | 4            | 113    | 72    | 301,697   | 4       | 113    | 76                | 301,810   |
| <b>DHANUSHKODI—</b>                  |                      |           |         |      |                 |       |         |       |         |         |         |      |              |        |       |           |         |        |                   |           |
| 1931-32                              | 344                  | 131,196   | ..      | ..   | ..              | ..    | ..      | ..    | ..      | ..      | ..      | ..   | ..           | ..     | 344   | 131,196   | ..      | ..     | 344               | 131,196   |
| 1932-33                              | 370                  | 139,490   | ..      | ..   | ..              | ..    | 1       | 83    | ..      | ..      | ..      | ..   | ..           | ..     | 370   | 139,490   | 1       | 83     | 371               | 139,573   |
| 1933-34                              | 365                  | 137,605   | ..      | ..   | ..              | ..    | ..      | ..    | ..      | ..      | ..      | ..   | ..           | ..     | 365   | 137,605   | ..      | ..     | 365               | 137,605   |
| 1934-35                              | 371                  | 139,867   | ..      | ..   | ..              | ..    | ..      | ..    | ..      | ..      | ..      | ..   | ..           | ..     | 371   | 139,867   | ..      | ..     | 371               | 139,867   |
| 1935-36                              | 349                  | 131,576   | ..      | ..   | ..              | ..    | ..      | ..    | ..      | ..      | ..      | ..   | ..           | ..     | 349   | 131,576   | ..      | ..     | 349               | 131,576   |
| <b>TOTAL OF SUBORDINATE PORTS—</b>   |                      |           |         |      |                 |       |         |       |         |         |         |      |              |        |       |           |         |        |                   |           |
| 1931-32                              | 678                  | 768,093   | ..      | ..   | 5               | 9,788 | ..      | ..    | 48      | 169,888 | ..      | ..   | ..           | ..     | 626   | 947,719   | ..      | ..     | 626               | 947,719   |
| 1932-33                              | 572                  | 702,747   | ..      | ..   | ..              | ..    | 69      | 6,713 | 84      | 122,589 | ..      | ..   | 90           | 5,288  | 606   | 825,286   | 159     | 12,001 | 765               | 837,287   |
| 1933-34                              | 682                  | 780,721   | 1       | 283  | 8               | 1,949 | 51      | 5,798 | 49      | 191,306 | ..      | ..   | 69           | 4,859  | 634   | 954,476   | 121     | 10,440 | 755               | 964,916   |
| 1934-35                              | 852                  | 1,013,407 | ..      | ..   | 5               | 7,258 | 20      | 2,136 | 120     | 359,991 | ..      | ..   | 154          | 10,247 | 777   | 1,380,651 | 174     | 12,383 | 951               | 1,393,034 |
| 1935-36                              | 638                  | 1,071,500 | ..      | ..   | ..              | ..    | 36      | 4,115 | 87      | 301,145 | ..      | ..   | 88           | 6,159  | 720   | 1,372,645 | 124     | 10,274 | 844               | 1,382,919 |
| <b>TOTAL OF ALL PORTS IN MADRAS—</b> |                      |           |         |      |                 |       |         |       |         |         |         |      |              |        |       |           |         |        |                   |           |
| 1931-32                              | 752                  | 1,449,319 | 1       | 74   | 5               | 9,788 | 67      | 6,321 | 162     | 643,559 | ..      | ..   | 81           | 4,660  | 910   | 2,123,166 | 149     | 11,055 | 1,068             | 2,134,221 |
| 1932-33                              | 679                  | 1,125,797 | ..      | ..   | ..              | ..    | 78      | 7,189 | 112     | 443,525 | ..      | ..   | 91           | 5,287  | 791   | 1,569,322 | 164     | 12,576 | 955               | 1,581,898 |
| 1933-34                              | 714                  | 1,203,487 | 1       | 283  | 8               | 1,949 | 51      | 5,798 | 147     | 590,561 | ..      | ..   | 69           | 4,859  | 864   | 1,355,997 | 121     | 10,440 | 985               | 1,366,437 |
| 1934-35                              | 804                  | 1,618,116 | ..      | ..   | 5               | 7,258 | 20      | 2,136 | 238     | 813,420 | ..      | ..   | 157          | 10,572 | 1,042 | 2,438,780 | 177     | 12,708 | 1,219             | 2,441,497 |
| 1935-36                              | 809                  | 1,799,430 | ..      | ..   | ..              | ..    | 40      | 4,568 | 233     | 838,448 | ..      | ..   | 89           | 6,201  | 1,042 | 2,037,878 | 129     | 10,769 | 1,171             | 2,038,647 |

distinguishing their NATIONALITY, that ENTERED and CLEARED with CARGOES at each PORT in BRITISH from 1931-32 to 1935-36—continued

| CLEARED WITH CARGOES          |           |         |      |                |        |         |        |         |         |         |      |              |        |       |           |         | PORT FROM WHICH CLEARED |                   |           |     |         |         |
|-------------------------------|-----------|---------|------|----------------|--------|---------|--------|---------|---------|---------|------|--------------|--------|-------|-----------|---------|-------------------------|-------------------|-----------|-----|---------|---------|
| BRITISH                       |           |         |      | BRITISH INDIAN |        |         |        | FOREIGN |         |         |      | NATIVE CRAFT |        | TOTAL |           |         |                         |                   |           |     |         |         |
| STEAM                         |           | SAILING |      | STEAM          |        | SAILING |        | STEAM   |         | SAILING |      | SAILING      |        | STEAM |           | SAILING |                         | STEAM AND SAILING |           |     |         |         |
| vs.                           | tons      | vs.     | tons | vs.            | tons   | vs.     | tons   | vs.     | tons    | vs.     | tons | vs.          | tons   | vs.   | tons      | vs.     | tons                    | vs.               | tons      | vs. | tons    |         |
| MADRAS—concluded              |           |         |      |                |        |         |        |         |         |         |      |              |        |       |           |         |                         |                   |           |     |         |         |
| CANRANOOR—                    |           |         |      |                |        |         |        |         |         |         |      |              |        |       |           |         |                         |                   |           |     |         |         |
| ..                            | ..        | ..      | ..   | ..             | ..     | ..      | ..     | ..      | ..      | ..      | ..   | ..           | ..     | ..    | ..        | ..      | ..                      | ..                | ..        | ..  | 1931-32 |         |
| ..                            | ..        | ..      | ..   | ..             | ..     | ..      | ..     | ..      | ..      | ..      | ..   | ..           | ..     | ..    | ..        | ..      | ..                      | ..                | ..        | ..  | 1932-33 |         |
| 1                             | 3,424     | ..      | ..   | 2              | 581    | ..      | ..     | ..      | ..      | ..      | ..   | ..           | ..     | 3     | 4,005     | ..      | ..                      | 3                 | 4,005     | ..  | ..      | 1933-34 |
| ..                            | ..        | ..      | ..   | ..             | ..     | ..      | ..     | 1       | 3,195   | ..      | ..   | ..           | ..     | 1     | 3,195     | ..      | ..                      | 1                 | 3,195     | ..  | ..      | 1934-35 |
| ..                            | ..        | ..      | ..   | ..             | ..     | ..      | ..     | ..      | ..      | ..      | ..   | ..           | ..     | ..    | ..        | ..      | ..                      | ..                | ..        | ..  | ..      | 1935-36 |
| TELICHERRY—                   |           |         |      |                |        |         |        |         |         |         |      |              |        |       |           |         |                         |                   |           |     |         |         |
| 2                             | 7,582     | ..      | ..   | ..             | ..     | ..      | ..     | 3       | 10,404  | ..      | ..   | ..           | ..     | 5     | 18,076    | ..      | ..                      | 5                 | 18,076    | ..  | ..      | 1931-32 |
| 1                             | 3,702     | ..      | ..   | ..             | ..     | ..      | ..     | 4       | 12,252  | ..      | ..   | ..           | ..     | 5     | 15,954    | ..      | ..                      | 5                 | 15,954    | ..  | ..      | 1932-33 |
| ..                            | ..        | ..      | ..   | 1              | 2,527  | ..      | ..     | 5       | 15,031  | ..      | ..   | ..           | ..     | 6     | 17,608    | ..      | ..                      | 6                 | 17,608    | ..  | ..      | 1933-34 |
| 2                             | 5,204     | ..      | ..   | ..             | ..     | ..      | ..     | 5       | 15,341  | ..      | ..   | ..           | ..     | 7     | 20,635    | ..      | ..                      | 7                 | 20,635    | ..  | ..      | 1934-35 |
| 2                             | 4,024     | ..      | ..   | ..             | ..     | ..      | ..     | 2       | 6,126   | ..      | ..   | ..           | ..     | 4     | 10,150    | ..      | ..                      | 4                 | 10,150    | ..  | ..      | 1935-36 |
| KASABAGOR—                    |           |         |      |                |        |         |        |         |         |         |      |              |        |       |           |         |                         |                   |           |     |         |         |
| ..                            | ..        | ..      | ..   | ..             | ..     | ..      | ..     | ..      | ..      | ..      | ..   | ..           | ..     | ..    | ..        | ..      | ..                      | ..                | ..        | ..  | ..      | 1931-32 |
| ..                            | ..        | ..      | ..   | ..             | ..     | ..      | ..     | ..      | ..      | ..      | ..   | ..           | ..     | ..    | ..        | ..      | ..                      | ..                | ..        | ..  | ..      | 1932-33 |
| ..                            | ..        | ..      | ..   | ..             | ..     | ..      | ..     | ..      | ..      | ..      | ..   | ..           | ..     | ..    | ..        | ..      | ..                      | ..                | ..        | ..  | ..      | 1933-34 |
| ..                            | ..        | ..      | ..   | ..             | ..     | ..      | ..     | ..      | ..      | ..      | ..   | ..           | ..     | ..    | ..        | ..      | ..                      | ..                | ..        | ..  | ..      | 1934-35 |
| ..                            | ..        | ..      | ..   | ..             | ..     | ..      | ..     | ..      | ..      | ..      | ..   | ..           | ..     | ..    | ..        | ..      | ..                      | ..                | ..        | ..  | ..      | 1935-36 |
| CALICUT—                      |           |         |      |                |        |         |        |         |         |         |      |              |        |       |           |         |                         |                   |           |     |         |         |
| 6                             | 20,297    | 3       | 203  | ..             | ..     | 18      | 2,432  | 9       | 23,959  | ..      | ..   | 44           | 5,720  | 15    | 44,256    | 65      | 8,355                   | 80                | 52,611    | ..  | ..      | 1931-32 |
| 5                             | 15,150    | 1       | 61   | ..             | ..     | 22      | 2,838  | 4       | 9,883   | ..      | ..   | 68           | 8,547  | 9     | 25,033    | 3       | 11,446                  | 93                | 36,479    | ..  | ..      | 1932-33 |
| 15                            | 54,643    | ..      | ..   | ..             | ..     | 24      | 2,806  | 10      | 15,695  | ..      | ..   | 60           | 6,451  | 25    | 30,278    | 34      | 9,257                   | 103               | 39,535    | ..  | ..      | 1933-34 |
| 3                             | 22,516    | ..      | ..   | ..             | ..     | 7       | 337    | 10      | 22,216  | ..      | ..   | 62           | 6,906  | 13    | 44,732    | 69      | 7,793                   | 81                | 52,525    | ..  | ..      | 1934-35 |
| 7                             | 26,070    | ..      | ..   | ..             | ..     | 8       | 1,016  | 13      | 19,390  | ..      | ..   | 72           | 8,189  | 20    | 45,460    | 30      | 9,205                   | 102               | 54,665    | ..  | ..      | 1935-36 |
| BADAGARA—                     |           |         |      |                |        |         |        |         |         |         |      |              |        |       |           |         |                         |                   |           |     |         |         |
| ..                            | ..        | ..      | ..   | ..             | ..     | ..      | ..     | ..      | ..      | ..      | ..   | ..           | ..     | ..    | ..        | ..      | ..                      | ..                | ..        | ..  | ..      | 1931-32 |
| ..                            | ..        | ..      | ..   | ..             | ..     | ..      | ..     | ..      | ..      | ..      | ..   | ..           | ..     | ..    | ..        | ..      | ..                      | ..                | ..        | ..  | ..      | 1932-33 |
| ..                            | ..        | ..      | ..   | 1              | 320    | ..      | ..     | ..      | ..      | ..      | ..   | ..           | ..     | 1     | 320       | ..      | ..                      | 1                 | 320       | ..  | ..      | 1933-34 |
| 1                             | 3,175     | ..      | ..   | ..             | ..     | ..      | ..     | 1       | 3,499   | ..      | ..   | ..           | ..     | 2     | 6,074     | ..      | ..                      | 2                 | 6,074     | ..  | ..      | 1934-35 |
| ..                            | ..        | ..      | ..   | ..             | ..     | ..      | ..     | ..      | ..      | ..      | ..   | ..           | ..     | ..    | ..        | ..      | ..                      | ..                | ..        | ..  | ..      | 1935-36 |
| PONANI—                       |           |         |      |                |        |         |        |         |         |         |      |              |        |       |           |         |                         |                   |           |     |         |         |
| ..                            | ..        | ..      | ..   | ..             | ..     | 1       | 193    | ..      | ..      | ..      | ..   | 2            | 249    | ..    | ..        | 3       | 442                     | 3                 | 442       | ..  | ..      | 1931-32 |
| ..                            | ..        | ..      | ..   | ..             | ..     | ..      | ..     | ..      | ..      | ..      | ..   | 5            | 466    | ..    | ..        | 5       | 466                     | 5                 | 466       | ..  | ..      | 1932-33 |
| ..                            | ..        | ..      | ..   | ..             | ..     | ..      | ..     | ..      | ..      | ..      | ..   | 2            | 204    | ..    | ..        | 2       | 204                     | 2                 | 204       | ..  | ..      | 1933-34 |
| 1                             | 319       | ..      | ..   | ..             | ..     | 2       | 259    | ..      | ..      | ..      | ..   | 1            | 34     | 1     | 319       | 3       | 343                     | 4                 | 662       | ..  | ..      | 1934-35 |
| ..                            | ..        | ..      | ..   | ..             | ..     | 1       | 166    | ..      | ..      | ..      | ..   | 1            | 68     | ..    | ..        | 2       | 234                     | 2                 | 234       | ..  | ..      | 1935-36 |
| COCHIN—                       |           |         |      |                |        |         |        |         |         |         |      |              |        |       |           |         |                         |                   |           |     |         |         |
| 35                            | 113,261   | ..      | ..   | 4              | 2,136  | 1       | 152    | 7       | 29,313  | ..      | ..   | 9            | 692    | 46    | 135,665   | 10      | 344                     | 56                | 136,509   | ..  | ..      | 1931-32 |
| 4                             | 11,303    | ..      | ..   | 1              | 530    | 6       | 772    | 3       | 6,779   | ..      | ..   | 8            | 520    | 8     | 13,517    | 14      | 1,292                   | 23                | 19,909    | ..  | ..      | 1932-33 |
| 18                            | 64,254    | ..      | ..   | 5              | 2,403  | 1       | 155    | 9       | 35,249  | ..      | ..   | 9            | 624    | 32    | 101,906   | 10      | 779                     | 43                | 102,685   | ..  | ..      | 1933-34 |
| 36                            | 136,212   | ..      | ..   | 2              | 350    | 1       | 233    | 27      | 79,653  | ..      | ..   | 3            | 201    | 65    | 210,715   | 4       | 434                     | 69                | 217,199   | ..  | ..      | 1934-35 |
| 43                            | 212,731   | ..      | ..   | ..             | ..     | 1       | 100    | 12      | 32,425  | ..      | ..   | 3            | 512    | 55    | 245,156   | 9       | 612                     | 64                | 245,768   | ..  | ..      | 1935-36 |
| DHANUSHKODI—                  |           |         |      |                |        |         |        |         |         |         |      |              |        |       |           |         |                         |                   |           |     |         |         |
| 348                           | 131,196   | ..      | ..   | ..             | ..     | ..      | ..     | ..      | ..      | ..      | ..   | ..           | ..     | 348   | 131,196   | ..      | ..                      | 348               | 131,196   | ..  | ..      | 1931-32 |
| 370                           | 139,490   | ..      | ..   | ..             | ..     | ..      | ..     | ..      | ..      | ..      | ..   | ..           | ..     | 370   | 139,490   | ..      | ..                      | 370               | 139,490   | ..  | ..      | 1932-33 |
| 364                           | 137,605   | ..      | ..   | ..             | ..     | ..      | ..     | ..      | ..      | ..      | ..   | ..           | ..     | 364   | 137,605   | ..      | ..                      | 364               | 137,605   | ..  | ..      | 1933-34 |
| 371                           | 139,877   | ..      | ..   | ..             | ..     | ..      | ..     | ..      | ..      | ..      | ..   | ..           | ..     | 371   | 139,877   | ..      | ..                      | 371               | 139,877   | ..  | ..      | 1934-35 |
| 349                           | 131,576   | ..      | ..   | ..             | ..     | ..      | ..     | ..      | ..      | ..      | ..   | ..           | ..     | 349   | 131,576   | ..      | ..                      | 349               | 131,576   | ..  | ..      | 1935-36 |
| TOTAL OF SUBORDINATE PORTS—   |           |         |      |                |        |         |        |         |         |         |      |              |        |       |           |         |                         |                   |           |     |         |         |
| 1931-32                       |           |         |      |                |        |         |        |         |         |         |      |              |        |       |           |         |                         |                   |           |     |         |         |
| 579                           | 739,228   | 3       | 203  | 4              | 2,130  | 109     | 10,291 | 74      | 290,103 | ..      | ..   | 157          | 14,301 | 657   | 1,031,522 | 269     | 24,303                  | 924               | 1,106,325 | ..  | ..      | 1932-33 |
| 570                           | 600,659   | 4       | 332  | 1              | 530    | 130     | 12,346 | 53      | 200,935 | ..      | ..   | 133          | 16,141 | 629   | 862,174   | 317     | 23,363                  | 946               | 391,037   | ..  | ..      | 1933-34 |
| 535                           | 750,111   | 2       | 172  | 12             | 11,035 | 123     | 10,976 | 79      | 274,470 | ..      | ..   | 224          | 16,345 | 676   | 1,035,640 | 349     | 27,437                  | 1,024             | 1,063,133 | ..  | ..      | 1934-35 |
| 661                           | 1,000,701 | ..      | ..   | 5              | 4,563  | 34      | 7,271  | 133     | 423,502 | ..      | ..   | 407          | 26,307 | 799   | 1,423,356 | 491     | 33,573                  | 1,290             | 1,462,434 | ..  | ..      | 1935-36 |
| 633                           | 1,004,784 | ..      | ..   | 13             | 2,270  | 31      | 7,019  | 120     | 405,405 | ..      | ..   | 314          | 22,517 | 771   | 1,472,459 | 395     | 29,536                  | 1,166             | 1,501,995 | ..  | ..      | 1935-36 |
| TOTAL OF ALL PORTS IN MADRAS— |           |         |      |                |        |         |        |         |         |         |      |              |        |       |           |         |                         |                   |           |     |         |         |
| 364                           | 1,145,056 | 3       | 203  | 4              | 2,130  | 109     | 10,291 | 133     | 570,951 | ..      | ..   | 157          | 14,301 | 306   | 1,713,193 | 269     | 24,303                  | 1,073             | 1,742,990 | ..  | ..      | 1931-32 |
| 333                           | 321,124   | 4       | 332  | 2              | 3,536  | 132     | 12,320 | 31      | 347,312 | ..      | ..   | 133          | 16,141 | 726   | 1,272,472 | 319     | 23,343                  | 1,044             | 1,301,315 | ..  | ..      | 1932-33 |
| 651                           | 1,008,739 | 2       | 172  | 13             | 12,529 | 124     | 11,050 | 144     | 551,306 | ..      | ..   | 225          | 16,436 | 303   | 1,572,574 | 351     | 27,653                  | 1,159             | 1,600,232 | ..  | ..      | 1933-34 |
| 759                           | 1,406,702 | ..      | ..   | 6              | 7,602  | 34      | 7,271  | 205     | 609,299 | ..      | ..   | 409          | 26,593 | 970   | 2,033,603 | 493     | 33,854                  | 1,463             | 2,117,467 | ..  | ..      | 1934-35 |
| 731                           | 1,030,043 | ..      | ..   | 13             | 2,270  | 32      | 7,119  | 139     | 653,023 | ..      | ..   | 314          | 22,517 | 933   | 2,290,336 | 396     | 29,536                  | 1,379             | 2,325,972 | ..  | ..      | 1935-36 |

SHIPPING AT EACH PORT

No. 6—concluded

NUMBER and TONNAGE of STEAM and SAILING VESSELS, including their REPEATED VOYAGES and INDIA, in each Official Year

| PORT AT WHICH ENTERED               | ENTERED WITH CARGOES |         |         |      |                |        |         |      |         |         |         |      |              |       |           |           |         |       |                   |           |
|-------------------------------------|----------------------|---------|---------|------|----------------|--------|---------|------|---------|---------|---------|------|--------------|-------|-----------|-----------|---------|-------|-------------------|-----------|
|                                     | BRITISH              |         |         |      | BRITISH INDIAN |        |         |      | FOREIGN |         |         |      | NATIVE CRAFT |       | TOTAL     |           |         |       |                   |           |
|                                     | STEAM                |         | SAILING |      | STEAM          |        | SAILING |      | STEAM   |         | SAILING |      | SAILING      |       | STEAM     |           | SAILING |       | STEAM AND SAILING |           |
|                                     | vs.                  | tons    | vs.     | tons | vs.            | tons   | vs.     | tons | vs.     | tons    | vs.     | tons | vs.          | tons  | vs.       | tons      | vs.     | tons  | vs.               | tons      |
| <b>BURMA—</b>                       |                      |         |         |      |                |        |         |      |         |         |         |      |              |       |           |           |         |       |                   |           |
| <b>BANGON (CHIEF PORT)—</b>         |                      |         |         |      |                |        |         |      |         |         |         |      |              |       |           |           |         |       |                   |           |
| 1931-32                             | 178                  | 677,784 | ..      | ..   | 3              | 10,012 | ..      | ..   | 127     | 327,165 | ..      | ..   | ..           | ..    | 208       | 1,014,911 | ..      | ..    | 208               | 1,014,911 |
| 1932-33                             | 169                  | 678,393 | ..      | ..   | ..             | ..     | ..      | 110  | 300,259 | ..      | ..      | ..   | ..           | 279   | 978,652   | ..        | ..      | 279   | 978,652           |           |
| 1933-34                             | 171                  | 680,957 | ..      | ..   | ..             | ..     | ..      | 110  | 314,155 | ..      | ..      | ..   | ..           | 281   | 995,112   | ..        | ..      | 281   | 995,112           |           |
| 1934-35                             | 172                  | 715,971 | ..      | ..   | 1              | 4,063  | ..      | ..   | 123     | 325,487 | ..      | ..   | ..           | 206   | 1,045,521 | ..        | ..      | 206   | 1,045,521         |           |
| 1935-36                             | 175                  | 752,924 | ..      | ..   | ..             | ..     | ..      | 122  | 356,020 | ..      | ..      | ..   | ..           | 207   | 1,108,644 | ..        | ..      | 207   | 1,108,644         |           |
| <b>ANKAB—</b>                       |                      |         |         |      |                |        |         |      |         |         |         |      |              |       |           |           |         |       |                   |           |
| 1931-32                             | ..                   | ..      | ..      | ..   | ..             | ..     | ..      | ..   | ..      | ..      | ..      | ..   | ..           | ..    | ..        | ..        | ..      | ..    | ..                | ..        |
| 1932-33                             | ..                   | ..      | ..      | ..   | ..             | ..     | ..      | ..   | ..      | ..      | ..      | ..   | ..           | ..    | ..        | ..        | ..      | ..    | ..                | ..        |
| 1933-34                             | ..                   | ..      | ..      | ..   | ..             | ..     | ..      | ..   | ..      | ..      | ..      | ..   | ..           | ..    | ..        | ..        | ..      | ..    | ..                | ..        |
| 1934-35                             | ..                   | ..      | ..      | ..   | ..             | ..     | ..      | ..   | ..      | ..      | ..      | ..   | ..           | ..    | ..        | ..        | ..      | ..    | ..                | ..        |
| 1935-36                             | ..                   | ..      | ..      | ..   | ..             | ..     | 1       | 195  | ..      | ..      | ..      | ..   | ..           | ..    | ..        | ..        | 1       | 195   | 1                 | 195       |
| <b>BASSEIN—</b>                     |                      |         |         |      |                |        |         |      |         |         |         |      |              |       |           |           |         |       |                   |           |
| 1931-32                             | ..                   | ..      | ..      | ..   | ..             | ..     | ..      | ..   | ..      | ..      | ..      | ..   | ..           | ..    | ..        | ..        | ..      | ..    | ..                | ..        |
| 1932-33                             | ..                   | ..      | ..      | ..   | ..             | ..     | ..      | ..   | ..      | ..      | ..      | ..   | ..           | ..    | ..        | ..        | ..      | ..    | ..                | ..        |
| 1933-34                             | 1                    | 3,026   | ..      | ..   | ..             | ..     | ..      | 1    | 2,950   | ..      | ..      | ..   | ..           | 2     | 5,976     | ..        | ..      | 2     | 5,976             |           |
| 1934-35                             | ..                   | ..      | ..      | ..   | ..             | ..     | ..      | 1    | 3,607   | ..      | ..      | ..   | ..           | 1     | 3,607     | ..        | ..      | 1     | 3,607             |           |
| 1935-36                             | ..                   | ..      | ..      | ..   | ..             | ..     | ..      | ..   | ..      | ..      | ..      | ..   | ..           | ..    | ..        | ..        | ..      | ..    | ..                | ..        |
| <b>MINGOUT—</b>                     |                      |         |         |      |                |        |         |      |         |         |         |      |              |       |           |           |         |       |                   |           |
| 1931-32                             | 27                   | 27,068  | ..      | ..   | ..             | ..     | ..      | ..   | ..      | ..      | ..      | 9    | 447          | 27    | 27,068    | 9         | 447     | 26    | 27,510            |           |
| 1932-33                             | 23                   | 16,691  | ..      | ..   | ..             | ..     | 2       | 210  | ..      | ..      | ..      | 10   | 266          | 22    | 15,891    | 12        | 476     | 40    | 17,167            |           |
| 1933-34                             | 27                   | 13,275  | ..      | ..   | ..             | ..     | ..      | ..   | ..      | 3       | 206     | 7    | 135          | 27    | 13,275    | 10        | 341     | 37    | 13,616            |           |
| 1934-35                             | 26                   | 10,736  | ..      | ..   | ..             | ..     | ..      | ..   | ..      | ..      | ..      | 4    | 140          | 26    | 10,736    | 4         | 140     | 30    | 10,876            |           |
| 1935-36                             | 26                   | 10,587  | ..      | ..   | ..             | ..     | ..      | ..   | ..      | ..      | ..      | 3    | 269          | 26    | 10,587    | 3         | 269     | 29    | 10,856            |           |
| <b>MOULMEIN—</b>                    |                      |         |         |      |                |        |         |      |         |         |         |      |              |       |           |           |         |       |                   |           |
| 1931-32                             | 41                   | 41,377  | ..      | ..   | ..             | ..     | ..      | ..   | ..      | ..      | ..      | 2    | 71           | 41    | 41,277    | 2         | 71      | 43    | 41,348            |           |
| 1932-33                             | 5                    | 3,246   | ..      | ..   | ..             | ..     | ..      | 1    | 5,481   | ..      | ..      | 2    | 77           | 6     | 2,727     | 2         | 77      | 8     | 3,804             |           |
| 1933-34                             | 13                   | 3,510   | ..      | ..   | ..             | ..     | 1       | 174  | ..      | ..      | ..      | ..   | 18           | 3,510 | 1         | 174       | 14      | 3,684 |                   |           |
| 1934-35                             | 22                   | 14,423  | ..      | ..   | ..             | ..     | ..      | 1    | 2,216   | ..      | ..      | 1    | 20           | 22    | 16,644    | 1         | 20      | 24    | 16,664            |           |
| 1935-36                             | 3                    | 1,697   | ..      | ..   | ..             | ..     | ..      | 1    | 5,481   | ..      | ..      | ..   | 4            | 7,178 | ..        | ..        | 4       | 7,178 |                   |           |
| <b>SANDWAY—</b>                     |                      |         |         |      |                |        |         |      |         |         |         |      |              |       |           |           |         |       |                   |           |
| 1931-32                             | ..                   | ..      | ..      | ..   | ..             | ..     | ..      | ..   | ..      | ..      | ..      | ..   | ..           | ..    | ..        | ..        | ..      | ..    | ..                | ..        |
| 1932-33                             | ..                   | ..      | ..      | ..   | ..             | ..     | ..      | ..   | ..      | ..      | ..      | ..   | ..           | ..    | ..        | ..        | ..      | ..    | ..                | ..        |
| 1933-34                             | ..                   | ..      | ..      | ..   | ..             | ..     | ..      | 2    | 50      | ..      | ..      | ..   | ..           | 2     | 50        | ..        | ..      | 3     | 50                |           |
| 1934-35                             | ..                   | ..      | ..      | ..   | ..             | ..     | ..      | 3    | 54      | ..      | ..      | ..   | ..           | 3     | 54        | ..        | ..      | 3     | 54                |           |
| 1935-36                             | ..                   | ..      | ..      | ..   | ..             | ..     | ..      | ..   | ..      | ..      | ..      | 1    | 18           | ..    | ..        | 1         | 18      | 1     | 18                |           |
| <b>TAYOY—</b>                       |                      |         |         |      |                |        |         |      |         |         |         |      |              |       |           |           |         |       |                   |           |
| 1931-32                             | ..                   | ..      | ..      | ..   | ..             | ..     | ..      | ..   | ..      | ..      | ..      | 27   | 2,463        | ..    | ..        | 27        | 2,463   | 27    | 2,463             |           |
| 1932-33                             | ..                   | ..      | ..      | ..   | ..             | ..     | 2       | 412  | ..      | ..      | ..      | 5    | 164          | ..    | ..        | 7         | 576     | 7     | 576               |           |
| 1933-34                             | ..                   | ..      | ..      | ..   | 5              | 965    | ..      | ..   | ..      | ..      | ..      | 3    | 44           | 5     | 965       | 3         | 44      | 8     | 1,009             |           |
| 1934-35                             | ..                   | ..      | ..      | ..   | ..             | ..     | 2       | 386  | ..      | ..      | ..      | ..   | ..           | ..    | ..        | 2         | 386     | 2     | 386               |           |
| 1935-36                             | ..                   | ..      | ..      | ..   | ..             | ..     | ..      | ..   | ..      | ..      | ..      | ..   | ..           | ..    | ..        | ..        | ..      | ..    | ..                |           |
| <b>VICTORIA POINT—</b>              |                      |         |         |      |                |        |         |      |         |         |         |      |              |       |           |           |         |       |                   |           |
| 1931-32                             | 27                   | 27,538  | ..      | ..   | ..             | ..     | ..      | ..   | ..      | ..      | ..      | 8    | 36           | 27    | 27,538    | 8         | 36      | 35    | 27,589            |           |
| 1932-33                             | 23                   | 21,861  | ..      | ..   | ..             | ..     | ..      | ..   | ..      | ..      | ..      | 14   | 127          | 23    | 21,861    | 14        | 127     | 37    | 21,988            |           |
| 1933-34                             | 23                   | 27,408  | ..      | ..   | ..             | ..     | ..      | ..   | ..      | 2       | 7       | 22   | 114          | 23    | 27,408    | 24        | 121     | 52    | 27,529            |           |
| 1934-35                             | 24                   | 23,590  | ..      | ..   | ..             | ..     | ..      | ..   | ..      | ..      | ..      | 14   | 84           | 24    | 23,590    | 14        | 84      | 36    | 23,674            |           |
| 1935-36                             | 36                   | 73,621  | ..      | ..   | ..             | ..     | ..      | ..   | ..      | ..      | ..      | 1    | 4            | 36    | 73,621    | 1         | 4       | 37    | 73,625            |           |
| <b>TOTAL OF SUBORDINATE PORTS—</b>  |                      |         |         |      |                |        |         |      |         |         |         |      |              |       |           |           |         |       |                   |           |
| 1931-32                             | 95                   | 95,878  | ..      | ..   | ..             | ..     | ..      | ..   | ..      | ..      | ..      | 46   | 3,017        | 95    | 95,878    | 46        | 3,017   | 141   | 98,890            |           |
| 1932-33                             | 56                   | 41,798  | ..      | ..   | ..             | ..     | 4       | 622  | 1       | 5,481   | ..      | ..   | 81           | 684   | 57        | 47,279    | 35      | 1,258 | 92                | 48,535    |
| 1933-34                             | 69                   | 52,219  | ..      | ..   | 5              | 965    | 1       | 174  | 3       | 3,000   | 5       | 218  | 32           | 293   | 77        | 56,184    | 33      | 630   | 115               | 56,864    |
| 1934-35                             | 72                   | 43,754  | ..      | ..   | ..             | ..     | 2       | 386  | 5       | 5,977   | ..      | ..   | 19           | 244   | 77        | 54,631    | 21      | 630   | 98                | 55,261    |
| 1935-36                             | 115                  | 85,906  | ..      | ..   | ..             | ..     | 1       | 195  | 1       | 5,481   | ..      | ..   | 5            | 291   | 116       | 91,336    | 6       | 486   | 122               | 91,822    |
| <b>TOTAL OF ALL PORTS IN BURMA—</b> |                      |         |         |      |                |        |         |      |         |         |         |      |              |       |           |           |         |       |                   |           |
| 1931-32                             | 268                  | 773,607 | ..      | ..   | 3              | 10,012 | ..      | ..   | 127     | 327,165 | ..      | ..   | 46           | 3,017 | 298       | 1,119,734 | 46      | 3,017 | 444               | 1,119,808 |
| 1932-33                             | 225                  | 720,191 | ..      | ..   | ..             | ..     | 4       | 622  | 111     | 305,740 | ..      | ..   | 81           | 684   | 336       | 1,025,931 | 35      | 1,258 | 371               | 1,027,187 |
| 1933-34                             | 240                  | 789,176 | ..      | ..   | 5              | 965    | 1       | 174  | 118     | 317,155 | 5       | 218  | 32           | 293   | 358       | 1,031,206 | 33      | 630   | 398               | 1,031,976 |
| 1934-35                             | 244                  | 764,725 | ..      | ..   | 1              | 4,063  | 2       | 386  | 123     | 331,364 | ..      | ..   | 19           | 244   | 373       | 1,100,152 | 21      | 630   | 394               | 1,100,782 |
| 1935-36                             | 290                  | 837,929 | ..      | ..   | ..             | ..     | 1       | 195  | 123     | 362,101 | ..      | ..   | 5            | 291   | 413       | 1,200,030 | 6       | 486   | 419               | 1,200,516 |

## SHIPPING AT EACH PORT

distinguishing their NATIONALITY, that ENTERED and CLEARED with CARGOES at each PORT in BRITISH from 1931-32 to 1935-36—concluded

| CLEARED WITH CARGOES |           |         |      |                |       |         |        |         |         |         |      |              |       |       |           | PORT FROM WHICH CLEARED |         |     |                   |   |
|----------------------|-----------|---------|------|----------------|-------|---------|--------|---------|---------|---------|------|--------------|-------|-------|-----------|-------------------------|---------|-----|-------------------|---|
| BRITISH              |           |         |      | BRITISH INDIAN |       |         |        | FOREIGN |         |         |      | NATIVE CRAFT |       | TOTAL |           |                         |         |     |                   |   |
| STEAM                |           | SAILING |      | STEAM          |       | SAILING |        | STEAM   |         | SAILING |      | SAILING      |       | STEAM |           |                         | SAILING |     | STEAM AND SAILING |   |
| VT.                  | TONS      | VT.     | TONS | VT.            | TONS  | VT.     | TONS   | VT.     | TONS    | VT.     | TONS | VT.          | TONS  | VT.   | TONS      | VT.                     | TONS    | VT. | TONS              |   |
| 307                  | 1,163,554 | ..      | ..   | 2              | 3,800 | ..      | ..     | 175     | 457,585 | ..      | ..   | ..           | ..    | 484   | 1,624,939 | ..                      | ..      | 484 | 1,624,939         | RANGOON (CHINA PORT)—<br>1931-32            |
| 266                  | 1,025,502 | ..      | ..   | 1              | 3,006 | 1       | 108    | 135     | 388,881 | ..      | ..   | 4            | 105   | 402   | 1,417,389 | 5                       | 218     | 407 | 1,417,602         | 1932-33                                     |
| 261                  | 1,004,852 | ..      | ..   | ..             | ..    | 1       | 149    | 132     | 372,534 | ..      | ..   | ..           | ..    | 393   | 1,376,886 | 1                       | 149     | 394 | 1,377,035         | 1933-34                                     |
| 244                  | 935,408   | ..      | ..   | 1              | 4,073 | 1       | 149    | 144     | 391,294 | ..      | ..   | ..           | ..    | 389   | 1,330,775 | 1                       | 149     | 390 | 1,330,924         | 1934-35                                     |
| 217                  | 867,327   | ..      | ..   | ..             | ..    | ..      | ..     | 133     | 360,471 | ..      | ..   | ..           | ..    | 353   | 1,233,798 | ..                      | ..      | 353 | 1,233,798         | 1935-36                                     |
| 1                    | 8,168     | ..      | ..   | ..             | ..    | 39      | 8,701  | 2       | 4,537   | ..      | ..   | 5            | 634   | 3     | 7,750     | 44                      | 9,385   | 47  | 17,135            | AKYAD—<br>1931-32                           |
| 5                    | 13,618    | ..      | ..   | ..             | ..    | 30      | 9,035  | ..      | ..      | ..      | ..   | 2            | 173   | 5     | 13,618    | 42                      | 9,299   | 47  | 22,927            | 1932-33                                     |
| 4                    | 12,263    | ..      | ..   | ..             | ..    | 25      | 8,073  | 1       | 3,349   | ..      | ..   | ..           | ..    | 5     | 16,112    | 35                      | 8,073   | 40  | 24,185            | 1933-34                                     |
| 3                    | 9,936     | ..      | ..   | ..             | ..    | 30      | 7,793  | 1       | 2,074   | ..      | ..   | 4            | 355   | 4     | 12,040    | 40                      | 8,143   | 44  | 20,183            | 1934-35                                     |
| 1                    | 4,961     | ..      | ..   | ..             | ..    | 48      | 10,049 | 2       | 6,770   | ..      | ..   | 4            | 339   | 3     | 11,731    | 52                      | 11,233  | 55  | 23,019            | 1935-36                                     |
| 12                   | 34,173    | ..      | ..   | ..             | ..    | ..      | ..     | 6       | 16,042  | ..      | ..   | ..           | ..    | 18    | 50,215    | ..                      | ..      | 18  | 50,215            | DASSERIN—<br>1931-32                        |
| 10                   | 30,934    | ..      | ..   | ..             | ..    | ..      | ..     | 2       | 7,756   | ..      | ..   | ..           | ..    | 12    | 33,690    | ..                      | ..      | 12  | 33,690            | 1932-33                                     |
| 9                    | 27,029    | ..      | ..   | ..             | ..    | 2       | 593    | 1       | 3,509   | ..      | ..   | ..           | ..    | 10    | 30,538    | 2                       | 593     | 12  | 31,131            | 1933-34                                     |
| 4                    | 12,702    | ..      | ..   | ..             | ..    | 1       | 290    | 3       | 9,303   | ..      | ..   | ..           | ..    | 7     | 22,005    | 1                       | 290     | 8   | 22,295            | 1934-35                                     |
| 9                    | 32,051    | ..      | ..   | ..             | ..    | ..      | ..     | 1       | 2,365   | ..      | ..   | ..           | ..    | 10    | 34,916    | ..                      | ..      | 10  | 34,916            | 1935-36                                     |
| ..                   | ..        | ..      | ..   | ..             | ..    | ..      | ..     | ..      | ..      | ..      | ..   | 27           | 639   | ..    | ..        | 27                      | 639     | 27  | 639               | MARQUI—<br>1931-32                          |
| 17                   | 7,496     | ..      | ..   | ..             | ..    | 2       | 210    | ..      | ..      | ..      | ..   | 33           | 321   | 17    | 7,496     | 35                      | 1,631   | 52  | 3,527             | 1932-33                                     |
| 23                   | 11,440    | ..      | ..   | ..             | ..    | ..      | ..     | ..      | ..      | 2       | 185  | 9            | 208   | 25    | 11,440    | 11                      | 393     | 37  | 11,833            | 1933-34                                     |
| 27                   | 11,176    | ..      | ..   | ..             | ..    | ..      | ..     | ..      | ..      | ..      | ..   | 3            | 103   | 27    | 11,176    | 3                       | 103     | 30  | 11,282            | 1934-35                                     |
| 25                   | 10,191    | ..      | ..   | ..             | ..    | ..      | ..     | ..      | ..      | ..      | ..   | 5            | 333   | 25    | 10,191    | 5                       | 333     | 30  | 10,524            | 1935-36                                     |
| 1                    | 3,334     | ..      | ..   | ..             | ..    | ..      | ..     | 1       | 3,046   | ..      | ..   | 2            | 47    | 2     | 3,300     | 2                       | 47      | 4   | 3,347             | MOULMEIN—<br>1931-32                        |
| ..                   | ..        | ..      | ..   | ..             | ..    | ..      | ..     | ..      | ..      | ..      | ..   | 3            | 139   | ..    | ..        | 3                       | 139     | 3   | 139               | 1932-33                                     |
| 6                    | 4,035     | ..      | ..   | ..             | ..    | ..      | ..     | ..      | ..      | ..      | ..   | ..           | ..    | 6     | 4,035     | ..                      | ..      | 6   | 4,035             | 1933-34                                     |
| 24                   | 39,223    | ..      | ..   | ..             | ..    | ..      | ..     | 7       | 30,345  | ..      | ..   | ..           | ..    | 31    | 69,573    | ..                      | ..      | 31  | 69,573            | 1934-35                                     |
| 6                    | 11,312    | ..      | ..   | ..             | ..    | ..      | ..     | 6       | 24,200  | ..      | ..   | ..           | ..    | 12    | 36,012    | ..                      | ..      | 12  | 36,012            | 1935-36                                     |
| ..                   | ..        | ..      | ..   | ..             | ..    | ..      | ..     | ..      | ..      | ..      | ..   | ..           | ..    | ..    | ..        | ..                      | ..      | ..  | ..                | SANDOWAY—<br>1931-32                        |
| ..                   | ..        | ..      | ..   | ..             | ..    | ..      | ..     | ..      | ..      | ..      | ..   | ..           | ..    | ..    | ..        | ..                      | ..      | ..  | ..                | 1932-33                                     |
| ..                   | ..        | ..      | ..   | ..             | ..    | ..      | ..     | 2       | 50      | ..      | ..   | ..           | ..    | 2     | 50        | ..                      | ..      | 2   | 50                | 1933-34                                     |
| ..                   | ..        | ..      | ..   | ..             | ..    | ..      | ..     | 1       | 21      | ..      | ..   | 5            | 102   | 1     | 21        | 5                       | 102     | 6   | 123               | 1934-35                                     |
| ..                   | ..        | ..      | ..   | ..             | ..    | ..      | ..     | ..      | ..      | ..      | ..   | 2            | 36    | ..    | ..        | 2                       | 36      | 2   | 36                | 1935-36                                     |
| ..                   | ..        | ..      | ..   | ..             | ..    | ..      | ..     | ..      | ..      | ..      | ..   | 31           | 2,791 | ..    | ..        | 31                      | 2,791   | 31  | 2,791             | TAVOY—<br>1931-32                           |
| ..                   | ..        | ..      | ..   | ..             | ..    | 2       | 412    | ..      | ..      | ..      | ..   | 5            | 293   | ..    | ..        | 7                       | 710     | 7   | 710               | 1932-33                                     |
| 2                    | 388       | ..      | ..   | ..             | ..    | ..      | ..     | ..      | ..      | ..      | ..   | ..           | ..    | 2     | 388       | ..                      | ..      | 2   | 388               | 1933-34                                     |
| ..                   | ..        | ..      | ..   | ..             | ..    | ..      | ..     | ..      | ..      | ..      | ..   | 2            | 41    | ..    | ..        | 2                       | 41      | 2   | 41                | 1934-35                                     |
| ..                   | ..        | ..      | ..   | ..             | ..    | ..      | ..     | ..      | ..      | ..      | ..   | ..           | ..    | ..    | ..        | ..                      | ..      | ..  | ..                | 1935-36                                     |
| 26                   | 26,513    | ..      | ..   | ..             | ..    | ..      | ..     | ..      | ..      | ..      | ..   | 33           | 235   | 26    | 26,513    | 33                      | 225     | 59  | 26,737            | VICTORIA POINT—<br>1931-32                  |
| 23                   | 21,861    | ..      | ..   | ..             | ..    | ..      | ..     | ..      | ..      | ..      | ..   | 25           | 175   | 23    | 21,861    | 25                      | 175     | 48  | 22,036            | 1932-33                                     |
| 27                   | 26,423    | ..      | ..   | ..             | ..    | ..      | ..     | ..      | ..      | ..      | ..   | 27           | 274   | 27    | 26,423    | 27                      | 274     | 54  | 26,697            | 1933-34                                     |
| 25                   | 25,364    | ..      | ..   | ..             | ..    | ..      | ..     | ..      | ..      | ..      | ..   | 11           | 63    | 25    | 25,364    | 11                      | 63      | 37  | 25,427            | 1934-35                                     |
| 37                   | 73,260    | ..      | ..   | ..             | ..    | ..      | ..     | ..      | ..      | ..      | ..   | 5            | 39    | 37    | 73,260    | 5                       | 39      | 92  | 73,299            | 1935-36                                     |
| 40                   | 67,602    | ..      | ..   | ..             | ..    | 39      | 8,701  | 9       | 23,675  | ..      | ..   | 93           | 4,436 | 49    | 91,277    | 137                     | 13,137  | 136 | 104,414           | TOTAL OF SUBORDI-<br>NATE PORTS—<br>1931-32 |
| 55                   | 73,909    | ..      | ..   | ..             | ..    | 44      | 9,652  | 2       | 7,756   | ..      | ..   | 68           | 1,606 | 57    | 81,865    | 112                     | 11,264  | 169 | 92,929            | 1932-33                                     |
| 74                   | 81,376    | ..      | ..   | ..             | ..    | 37      | 8,666  | 4       | 7,408   | 2       | 185  | 36           | 432   | 78    | 83,934    | 75                      | 9,333   | 153 | 93,317            | 1933-34                                     |
| 84                   | 93,436    | ..      | ..   | ..             | ..    | 37      | 8,033  | 12      | 41,743  | ..      | ..   | 25           | 657   | 96    | 140,179   | 62                      | 8,750   | 158 | 148,929           | 1934-35                                     |
| 123                  | 132,375   | ..      | ..   | ..             | ..    | 48      | 10,949 | 9       | 33,335  | ..      | ..   | 16           | 792   | 137   | 166,110   | 64                      | 11,741  | 201 | 177,851           | 1935-36                                     |
| 347                  | 1,231,156 | ..      | ..   | 2              | 3,800 | 39      | 8,701  | 184     | 481,260 | ..      | ..   | 93           | 4,436 | 539   | 1,716,216 | 137                     | 13,137  | 670 | 1,729,353         | TOTAL OF ALL PORTS<br>IN BURMA—<br>1931-32  |
| 321                  | 1,099,411 | ..      | ..   | 1              | 3,006 | 45      | 9,736  | 137     | 396,637 | ..      | ..   | 72           | 1,711 | 459   | 1,499,054 | 117                     | 1,477   | 576 | 1,510,531         | 1932-33                                     |
| 335                  | 1,035,923 | ..      | ..   | ..             | ..    | 38      | 8,315  | 136     | 379,942 | 2       | 185  | 36           | 432   | 471   | 1,435,370 | 76                      | 9,432   | 547 | 1,475,352         | 1933-34                                     |
| 323                  | 1,033,344 | ..      | ..   | 1              | 4,073 | 38      | 8,232  | 153     | 433,937 | ..      | ..   | 25           | 657   | 433   | 1,479,954 | 63                      | 8,399   | 548 | 1,479,353         | 1934-35                                     |
| 345                  | 999,002   | ..      | ..   | ..             | ..    | 48      | 10,949 | 145     | 400,306 | ..      | ..   | 16           | 792   | 490   | 1,399,908 | 64                      | 11,741  | 554 | 1,411,649         | 1935-36                                     |





**BOMBAY—SIND—MADRAS**  
**SHIPPING AT EACH PORT**

( 687 )

No. 7—continued

NUMBER and TONNAGE of STEAM and SAILING VESSELS, including their REPEATED VOYAGES at INDIA, in each Official Year

| PORT AT WHICH ENTERED                  | ENTERED IN BALLAST |        |         |      |                |        |         |      |         |        |         |      |              |       |         |         |         |       |                   |         |
|--|--------------------|--------|---------|------|----------------|--------|---------|------|---------|--------|---------|------|--------------|-------|---------|---------|---------|-------|-------------------|---------|
|  | BRITISH            |        |         |      | BRITISH INDIAN |        |         |      | FOREIGN |        |         |      | NATIVE CRAFT |       | TOTAL   |         |         |       |                   |         |
|  | STEAM              |        | SAILING |      | STEAM          |        | SAILING |      | STEAM   |        | SAILING |      | SAILING      |       | STEAM   |         | SAILING |       | STEAM AND SAILING |         |
|  | vs.                | tons   | vs.     | tons | vs.            | tons   | vs.     | tons | vs.     | tons   | vs.     | tons | vs.          | tons  | vs.     | tons    | vs.     | tons  | vs.               | tons    |
| <b>BOMBAY—continued</b>                |                    |        |         |      |                |        |         |      |         |        |         |      |              |       |         |         |         |       |                   |         |
| <b>TOTAL OF SUBORDINATE PORTS—</b>     |                    |        |         |      |                |        |         |      |         |        |         |      |              |       |         |         |         |       |                   |         |
| 1931-32                                | ..                 | ..     | ..      | ..   | ..             | ..     | ..      | ..   | ..      | ..     | ..      | ..   | ..           | ..    | ..      | ..      | ..      | ..    | ..                |         |
| 1932-33                                | ..                 | ..     | ..      | ..   | ..             | ..     | ..      | ..   | ..      | ..     | ..      | ..   | ..           | ..    | ..      | ..      | ..      | ..    | ..                |         |
| 1933-34                                | ..                 | ..     | ..      | ..   | ..             | ..     | ..      | ..   | ..      | ..     | ..      | ..   | ..           | ..    | ..      | ..      | ..      | ..    | ..                |         |
| 1934-35                                | ..                 | ..     | ..      | ..   | ..             | ..     | ..      | ..   | ..      | ..     | ..      | ..   | ..           | ..    | ..      | ..      | ..      | ..    | ..                |         |
| 1935-36                                | ..                 | ..     | ..      | ..   | ..             | ..     | ..      | ..   | ..      | ..     | ..      | 1    | 126          | ..    | ..      | 1       | 126     | 1     | 126               |         |
| <b>TOTAL OF ALL PORTS IN BOMBAY—</b>   |                    |        |         |      |                |        |         |      |         |        |         |      |              |       |         |         |         |       |                   |         |
| 1931-32                                | 11                 | 66,427 | ..      | ..   | ..             | ..     | ..      | 12   | 40,536  | ..     | ..      | ..   | ..           | 28    | 106,063 | ..      | ..      | 28    | 106,063           |         |
| 1932-33                                | 13                 | 40,001 | ..      | ..   | ..             | ..     | ..      | 5    | 20,722  | ..     | ..      | ..   | ..           | 18    | 60,723  | ..      | ..      | 18    | 60,723            |         |
| 1933-34                                | 20                 | 85,431 | ..      | ..   | ..             | ..     | ..      | 15   | 57,783  | ..     | ..      | 1    | 124          | 44    | 143,214 | 1       | 124     | 45    | 143,338           |         |
| 1934-35                                | 16                 | 46,048 | ..      | ..   | ..             | ..     | ..      | 8    | 30,895  | ..     | ..      | ..   | ..           | 24    | 76,943  | ..      | ..      | 24    | 76,943            |         |
| 1935-36                                | 13                 | 61,964 | ..      | ..   | ..             | ..     | ..      | 6    | 26,512  | ..     | ..      | 2    | 201          | 24    | 98,476  | 2       | 201     | 26    | 98,677            |         |
| <b>SIND—</b>                           |                    |        |         |      |                |        |         |      |         |        |         |      |              |       |         |         |         |       |                   |         |
| <b>KARACHI (CHIEF PORT)—</b>           |                    |        |         |      |                |        |         |      |         |        |         |      |              |       |         |         |         |       |                   |         |
| 1931-32                                | 10                 | 30,574 | ..      | ..   | 5              | 11,120 | ..      | ..   | 3       | 7,958  | ..      | ..   | 111          | 9,551 | 18      | 49,647  | 111     | 9,551 | 129               | 59,198  |
| 1932-33                                | 7                  | 25,297 | ..      | ..   | 9              | 20,099 | ..      | ..   | 14      | 46,113 | ..      | ..   | 102          | 8,479 | 30      | 91,509  | 102     | 8,479 | 132               | 99,988  |
| 1933-34                                | 13                 | 41,466 | ..      | ..   | ..             | ..     | ..      | 15   | 58,558  | ..     | ..      | 107  | 8,702        | 28    | 100,024 | 107     | 8,702   | 135   | 108,726           |         |
| 1934-35                                | 19                 | 51,849 | ..      | ..   | ..             | ..     | ..      | 10   | 84,117  | ..     | ..      | 126  | 10,610       | 29    | 85,966  | 126     | 10,610  | 155   | 96,576            |         |
| 1935-36                                | 14                 | 46,914 | ..      | ..   | 8              | 31,643 | ..      | ..   | 20      | 72,889 | ..      | ..   | 92           | 8,342 | 42      | 141,446 | 92      | 8,342 | 134               | 149,788 |
| <b>MADRAS—</b>                         |                    |        |         |      |                |        |         |      |         |        |         |      |              |       |         |         |         |       |                   |         |
| <b>PORT SAINT GEORGE (CHIEF PORT)—</b> |                    |        |         |      |                |        |         |      |         |        |         |      |              |       |         |         |         |       |                   |         |
| 1931-32                                | 1                  | 2,107  | ..      | ..   | ..             | ..     | ..      | 6    | 24,943  | ..     | ..      | ..   | ..           | 7     | 27,050  | ..      | ..      | 7     | 27,050            |         |
| 1932-33                                | 1                  | 2,602  | ..      | ..   | ..             | ..     | 1       | 88   | 18,661  | ..     | ..      | 1    | 123          | 7     | 21,263  | 2       | 206     | 9     | 21,469            |         |
| 1933-34                                | 2                  | 16,323 | ..      | ..   | ..             | ..     | ..      | 3    | 31,693  | ..     | ..      | ..   | ..           | 10    | 48,016  | ..      | ..      | 10    | 48,016            |         |
| 1934-35                                | 10                 | 36,384 | 1       | 832  | ..             | ..     | ..      | 7    | 25,307  | ..     | ..      | 1    | 91           | 17    | 61,781  | 2       | 923     | 19    | 62,704            |         |
| 1935-36                                | 3                  | 8,693  | ..      | ..   | ..             | ..     | ..      | 7    | 18,266  | ..     | ..      | ..   | ..           | 10    | 26,962  | ..      | ..      | 10    | 26,962            |         |
| <b>GOPALPUR—</b>                       |                    |        |         |      |                |        |         |      |         |        |         |      |              |       |         |         |         |       |                   |         |
| 1931-32                                | ..                 | ..     | ..      | ..   | ..             | ..     | ..      | ..   | ..      | ..     | ..      | ..   | ..           | ..    | ..      | ..      | ..      | ..    | ..                |         |
| 1932-33                                | ..                 | ..     | ..      | ..   | ..             | ..     | ..      | ..   | ..      | ..     | ..      | ..   | ..           | ..    | ..      | ..      | ..      | ..    | ..                |         |
| 1933-34                                | ..                 | ..     | ..      | ..   | ..             | ..     | ..      | ..   | ..      | ..     | ..      | ..   | ..           | ..    | ..      | ..      | ..      | ..    | ..                |         |
| 1934-35                                | ..                 | ..     | ..      | ..   | ..             | ..     | ..      | ..   | ..      | ..     | ..      | ..   | ..           | ..    | ..      | ..      | ..      | ..    | ..                |         |
| 1935-36                                | ..                 | ..     | ..      | ..   | ..             | ..     | ..      | ..   | ..      | ..     | ..      | ..   | ..           | ..    | ..      | ..      | ..      | ..    | ..                |         |
| <b>VISAGAPATAM—</b>                    |                    |        |         |      |                |        |         |      |         |        |         |      |              |       |         |         |         |       |                   |         |
| 1931-32                                | 1                  | 4,074  | ..      | ..   | ..             | ..     | ..      | 1    | 4,502   | ..     | ..      | ..   | ..           | 2     | 3,576   | ..      | ..      | 2     | 3,576             |         |
| 1932-33                                | 4                  | 12,666 | ..      | ..   | ..             | ..     | ..      | ..   | ..      | ..     | ..      | ..   | ..           | 4     | 12,666  | ..      | ..      | 4     | 12,666            |         |
| 1933-34                                | 9                  | 23,196 | ..      | ..   | ..             | ..     | ..      | 1    | 3,354   | ..     | ..      | ..   | ..           | 10    | 31,550  | ..      | ..      | 10    | 31,550            |         |
| 1934-35                                | 13                 | 49,524 | ..      | ..   | ..             | ..     | ..      | 5    | 17,690  | ..     | ..      | ..   | ..           | 18    | 67,214  | ..      | ..      | 18    | 67,214            |         |
| 1935-36                                | 17                 | 61,729 | ..      | ..   | ..             | ..     | ..      | 14   | 49,186  | ..     | ..      | ..   | ..           | 31    | 110,865 | ..      | ..      | 31    | 110,865           |         |
| <b>CANNARA—</b>                        |                    |        |         |      |                |        |         |      |         |        |         |      |              |       |         |         |         |       |                   |         |
| 1931-32                                | ..                 | ..     | ..      | ..   | ..             | ..     | ..      | ..   | ..      | ..     | ..      | ..   | ..           | ..    | ..      | ..      | ..      | ..    | ..                |         |
| 1932-33                                | ..                 | ..     | ..      | ..   | ..             | ..     | ..      | ..   | ..      | ..     | ..      | ..   | ..           | ..    | ..      | ..      | ..      | ..    | ..                |         |
| 1933-34                                | ..                 | ..     | ..      | ..   | ..             | ..     | ..      | ..   | ..      | ..     | ..      | ..   | ..           | ..    | ..      | ..      | ..      | ..    | ..                |         |
| 1934-35                                | ..                 | ..     | ..      | ..   | ..             | ..     | ..      | 1    | 3,530   | ..     | ..      | ..   | ..           | 1     | 3,530   | ..      | ..      | 1     | 3,530             |         |
| 1935-36                                | 1                  | 4,539  | ..      | ..   | ..             | ..     | ..      | 3    | 10,339  | ..     | ..      | ..   | ..           | 4     | 14,923  | ..      | ..      | 4     | 14,923            |         |
| <b>BELGAUM—</b>                        |                    |        |         |      |                |        |         |      |         |        |         |      |              |       |         |         |         |       |                   |         |
| 1931-32                                | ..                 | ..     | ..      | ..   | ..             | ..     | ..      | ..   | ..      | ..     | ..      | ..   | ..           | ..    | ..      | ..      | ..      | ..    | ..                |         |
| 1932-33                                | ..                 | ..     | ..      | ..   | ..             | ..     | ..      | ..   | ..      | ..     | ..      | ..   | ..           | ..    | ..      | ..      | ..      | ..    | ..                |         |
| 1933-34                                | 1                  | 2,413  | ..      | ..   | ..             | ..     | ..      | 2    | 6,859   | ..     | ..      | ..   | ..           | 3     | 9,277   | ..      | ..      | 3     | 9,277             |         |
| 1934-35                                | 1                  | 3,169  | ..      | ..   | ..             | ..     | ..      | 3    | 7,405   | ..     | ..      | ..   | ..           | 3     | 10,574  | ..      | ..      | 3     | 10,574            |         |
| 1935-36                                | 1                  | 3,753  | ..      | ..   | ..             | ..     | ..      | 2    | 4,837   | ..     | ..      | ..   | ..           | 3     | 8,390   | ..      | ..      | 3     | 8,390             |         |
| <b>COCHIN—</b>                         |                    |        |         |      |                |        |         |      |         |        |         |      |              |       |         |         |         |       |                   |         |
| 1931-32                                | 1                  | 4,304  | ..      | ..   | ..             | 7      | 1,038   | 3    | 9,754   | ..     | ..      | 4    | 502          | 3     | 14,558  | 11      | 1,400   | 14    | 16,158            |         |
| 1932-33                                | 2                  | 6,563  | ..      | ..   | ..             | 7      | 1,194   | 2    | 5,015   | ..     | ..      | 3    | 697          | 4     | 11,577  | 10      | 1,361   | 14    | 13,438            |         |
| 1933-34                                | 7                  | 24,607 | ..      | ..   | ..             | 3      | 455     | 3    | 7,599   | ..     | ..      | 2    | 255          | 9     | 32,196  | 5       | 710     | 14    | 32,906            |         |
| 1934-35                                | 4                  | 13,086 | ..      | ..   | ..             | ..     | ..      | 3    | 23,494  | ..     | ..      | 3    | 391          | 12    | 36,580  | 3       | 391     | 15    | 36,971            |         |
| 1935-36                                | 1                  | 3,149  | ..      | ..   | ..             | 2      | 345     | ..   | ..      | ..     | ..      | ..   | ..           | 1     | 3,149   | 2       | 345     | 3     | 3,494             |         |



distinguishing their NATIONALITY, that ENTERED and CLEARED in BALLAST at each PORT in BRITISH from 1931-32 to 1935-36—continued

| CLEARED IN BALLAST              |         |         |      |                |       |         |         |         |        |         |      |              |         |       |      |         | PORT FROM WHICH CLEARED |                   |      |    |
|---------------------------------|---------|---------|------|----------------|-------|---------|---------|---------|--------|---------|------|--------------|---------|-------|------|---------|-------------------------|-------------------|------|----|
| BRITISH                         |         |         |      | BRITISH INDIAN |       |         |         | FOREIGN |        |         |      | NATIVE CRAFT |         | TOTAL |      |         |                         |                   |      |    |
| STEAM                           |         | SAILING |      | STEAM          |       | SAILING |         | STEAM   |        | SAILING |      | SAILING      |         | STEAM |      | SAILING |                         | STEAM AND SAILING |      |    |
| vs.                             | tons    | vs.     | tons | vs.            | tons  | vs.     | tons    | vs.     | tons   | vs.     | tons | vs.          | tons    | vs.   | tons | vs.     | tons                    | vs.               | tons |    |
| BOMBAY—continued                |         |         |      |                |       |         |         |         |        |         |      |              |         |       |      |         |                         |                   |      |    |
| TOTAL OF SUBORDINATE PORTS—     |         |         |      |                |       |         |         |         |        |         |      |              |         |       |      |         |                         |                   |      |    |
| ..                              | ..      | ..      | ..   | ..             | ..    | ..      | ..      | ..      | ..     | ..      | ..   | ..           | ..      | ..    | ..   | ..      | ..                      | ..                | ..   |    |
| ..                              | ..      | ..      | ..   | ..             | ..    | ..      | ..      | ..      | ..     | ..      | ..   | ..           | ..      | ..    | ..   | ..      | ..                      | ..                | ..   |    |
| ..                              | ..      | ..      | ..   | ..             | ..    | ..      | ..      | ..      | ..     | ..      | ..   | ..           | ..      | ..    | ..   | ..      | ..                      | ..                | ..   |    |
| ..                              | ..      | ..      | ..   | ..             | ..    | ..      | ..      | ..      | ..     | ..      | ..   | ..           | ..      | ..    | ..   | ..      | ..                      | ..                | ..   |    |
| ..                              | ..      | ..      | ..   | ..             | ..    | ..      | ..      | ..      | ..     | ..      | ..   | ..           | ..      | ..    | ..   | ..      | ..                      | ..                | ..   |    |
| TOTAL OF ALL PORTS IN BOMBAY—   |         |         |      |                |       |         |         |         |        |         |      |              |         |       |      |         |                         |                   |      |    |
| 40                              | 172,538 | ..      | ..   | ..             | ..    | 14      | 43,803  | ..      | ..     | 1       | 50   | 54           | 215,338 | 1     | 50   | 55      | 215,392                 | ..                | ..   |    |
| 34                              | 135,644 | ..      | ..   | ..             | ..    | 26      | 36,891  | ..      | ..     | 3       | 277  | 60           | 222,535 | 3     | 277  | 63      | 222,812                 | ..                | ..   |    |
| 24                              | 101,549 | ..      | ..   | ..             | ..    | 23      | 97,726  | ..      | ..     | 7       | 558  | 47           | 199,275 | 7     | 558  | 54      | 199,833                 | ..                | ..   |    |
| 25                              | 70,200  | ..      | ..   | ..             | ..    | 16      | 51,992  | ..      | ..     | 1       | 49   | 41           | 125,192 | 1     | 49   | 42      | 125,241                 | ..                | ..   |    |
| 42                              | 164,181 | ..      | ..   | ..             | ..    | 36      | 158,018 | ..      | ..     | ..      | ..   | 78           | 320,199 | ..    | ..   | 78      | 320,199                 | ..                | ..   |    |
| SIND—                           |         |         |      |                |       |         |         |         |        |         |      |              |         |       |      |         |                         |                   |      |    |
| KARACHI (CHIEF PORT)—           |         |         |      |                |       |         |         |         |        |         |      |              |         |       |      |         |                         |                   |      |    |
| 20                              | 84,356  | ..      | ..   | ..             | ..    | 13      | 46,023  | ..      | ..     | 1       | 110  | 42           | 130,379 | 1     | 110  | 43      | 130,489                 | ..                | ..   |    |
| 10                              | 68,194  | ..      | ..   | ..             | ..    | 10      | 30,897  | ..      | ..     | 1       | 07   | 29           | 94,091  | 1     | 67   | 30      | 94,158                  | ..                | ..   |    |
| 11                              | 32,475  | ..      | ..   | ..             | ..    | 8       | 23,751  | ..      | ..     | 11      | 788  | 19           | 61,236  | 11    | 788  | 30      | 62,014                  | ..                | ..   |    |
| 15                              | 47,716  | ..      | ..   | ..             | ..    | 17      | 75,609  | ..      | ..     | ..      | ..   | 32           | 123,315 | ..    | ..   | 32      | 123,315                 | ..                | ..   |    |
| 16                              | 55,824  | ..      | ..   | 1              | 4,176 | 22      | 35,257  | ..      | ..     | 2       | 49   | 39           | 145,867 | 2     | 49   | 41      | 145,916                 | ..                | ..   |    |
| MADRAS—                         |         |         |      |                |       |         |         |         |        |         |      |              |         |       |      |         |                         |                   |      |    |
| FORT SAINT GEORGE (CHIEF PORT)— |         |         |      |                |       |         |         |         |        |         |      |              |         |       |      |         |                         |                   |      |    |
| 7                               | 20,354  | ..      | ..   | ..             | 1     | 88      | 5       | 14,980  | ..     | ..      | ..   | 12           | 35,234  | 1     | 86   | 13      | 35,370                  | ..                | ..   |    |
| 9                               | 25,378  | ..      | ..   | ..             | ..    | ..      | ..      | ..      | ..     | ..      | ..   | 9            | 25,378  | ..    | ..   | 9       | 25,378                  | ..                | ..   |    |
| 4                               | 30,660  | ..      | ..   | ..             | ..    | 4       | 17,525  | ..      | ..     | ..      | ..   | 8            | 33,135  | ..    | ..   | 8       | 33,135                  | ..                | ..   |    |
| 10                              | 33,234  | ..      | ..   | ..             | ..    | 9       | 21,435  | ..      | ..     | ..      | ..   | 10           | 59,719  | ..    | ..   | 10      | 59,719                  | ..                | ..   |    |
| 9                               | 23,266  | ..      | ..   | 1              | 1,464 | 5       | 556     | 10      | 36,008 | ..      | ..   | 20           | 65,728  | 5     | 556  | 25      | 66,294                  | ..                | ..   |    |
| GOPALPUR—                       |         |         |      |                |       |         |         |         |        |         |      |              |         |       |      |         |                         |                   |      |    |
| ..                              | ..      | ..      | ..   | ..             | ..    | ..      | ..      | ..      | ..     | ..      | ..   | ..           | ..      | ..    | ..   | ..      | ..                      | ..                | ..   |    |
| ..                              | ..      | ..      | ..   | ..             | ..    | ..      | ..      | ..      | ..     | ..      | ..   | ..           | ..      | ..    | ..   | ..      | ..                      | ..                | ..   |    |
| ..                              | ..      | ..      | ..   | ..             | ..    | ..      | ..      | ..      | ..     | ..      | ..   | ..           | ..      | ..    | ..   | ..      | ..                      | ..                | ..   |    |
| ..                              | ..      | ..      | ..   | ..             | ..    | ..      | ..      | ..      | ..     | ..      | ..   | ..           | ..      | ..    | ..   | ..      | ..                      | ..                | ..   |    |
| ..                              | ..      | ..      | ..   | ..             | ..    | ..      | ..      | ..      | ..     | ..      | ..   | ..           | ..      | ..    | ..   | ..      | ..                      | ..                | ..   |    |
| VILVAPATAN—                     |         |         |      |                |       |         |         |         |        |         |      |              |         |       |      |         |                         |                   |      |    |
| 1                               | 3,205   | ..      | ..   | ..             | ..    | ..      | ..      | ..      | ..     | ..      | ..   | 1            | 3,205   | ..    | ..   | 1       | 3,205                   | ..                | ..   |    |
| ..                              | ..      | ..      | ..   | ..             | ..    | ..      | ..      | ..      | ..     | ..      | ..   | ..           | ..      | ..    | ..   | ..      | ..                      | ..                | ..   |    |
| 1                               | 3,166   | ..      | ..   | ..             | ..    | ..      | ..      | ..      | ..     | ..      | ..   | 1            | 3,166   | ..    | ..   | 1       | 3,166                   | ..                | ..   |    |
| ..                              | ..      | ..      | ..   | ..             | ..    | ..      | ..      | ..      | ..     | ..      | ..   | ..           | ..      | ..    | ..   | ..      | ..                      | ..                | ..   |    |
| ..                              | ..      | ..      | ..   | ..             | ..    | ..      | ..      | ..      | ..     | ..      | ..   | ..           | ..      | ..    | ..   | ..      | ..                      | ..                | ..   |    |
| CALINGAPATAN—                   |         |         |      |                |       |         |         |         |        |         |      |              |         |       |      |         |                         |                   |      |    |
| ..                              | ..      | ..      | ..   | ..             | ..    | ..      | ..      | ..      | ..     | ..      | ..   | ..           | ..      | ..    | ..   | ..      | ..                      | ..                | ..   |    |
| ..                              | ..      | ..      | ..   | ..             | ..    | ..      | ..      | ..      | ..     | ..      | ..   | ..           | ..      | ..    | ..   | ..      | ..                      | ..                | ..   |    |
| ..                              | ..      | ..      | ..   | ..             | ..    | ..      | ..      | ..      | ..     | ..      | ..   | ..           | ..      | ..    | ..   | ..      | ..                      | ..                | ..   |    |
| ..                              | ..      | ..      | ..   | ..             | ..    | ..      | ..      | ..      | ..     | ..      | ..   | ..           | ..      | ..    | ..   | ..      | ..                      | ..                | ..   |    |
| ..                              | ..      | ..      | ..   | ..             | ..    | ..      | ..      | ..      | ..     | ..      | ..   | ..           | ..      | ..    | ..   | ..      | ..                      | ..                | ..   |    |
| ..                              | ..      | ..      | ..   | ..             | ..    | ..      | ..      | ..      | ..     | ..      | ..   | ..           | ..      | ..    | ..   | ..      | ..                      | ..                | ..   |    |
| BIMLIPATAN—                     |         |         |      |                |       |         |         |         |        |         |      |              |         |       |      |         |                         |                   |      |    |
| ..                              | ..      | ..      | ..   | ..             | ..    | ..      | ..      | ..      | ..     | ..      | ..   | ..           | ..      | ..    | ..   | ..      | ..                      | ..                | ..   |    |
| ..                              | ..      | ..      | ..   | ..             | ..    | ..      | ..      | ..      | ..     | ..      | ..   | ..           | ..      | ..    | ..   | ..      | ..                      | ..                | ..   |    |
| ..                              | ..      | ..      | ..   | ..             | ..    | ..      | ..      | ..      | ..     | ..      | ..   | ..           | ..      | ..    | ..   | ..      | ..                      | ..                | ..   |    |
| ..                              | ..      | ..      | ..   | ..             | ..    | ..      | ..      | ..      | ..     | ..      | ..   | ..           | ..      | ..    | ..   | ..      | ..                      | ..                | ..   |    |
| ..                              | ..      | ..      | ..   | ..             | ..    | ..      | ..      | ..      | ..     | ..      | ..   | ..           | ..      | ..    | ..   | ..      | ..                      | ..                | ..   |    |
| ..                              | ..      | ..      | ..   | ..             | ..    | ..      | ..      | ..      | ..     | ..      | ..   | ..           | ..      | ..    | ..   | ..      | ..                      | ..                | ..   |    |
| COJANADA—                       |         |         |      |                |       |         |         |         |        |         |      |              |         |       |      |         |                         |                   |      |    |
| ..                              | ..      | ..      | ..   | ..             | 2     | 470     | 1       | 5,208   | ..     | ..      | 1    | 30           | 1       | 5,208 | 3    | 500     | 4                       | 5,708             | ..   | .. |
| ..                              | ..      | ..      | ..   | ..             | 3     | 738     | ..      | ..      | ..     | ..      | ..   | ..           | ..      | ..    | 3    | 738     | 3                       | 738               | ..   | .. |
| ..                              | ..      | ..      | ..   | ..             | ..    | ..      | ..      | ..      | ..     | ..      | ..   | ..           | ..      | ..    | ..   | ..      | ..                      | ..                | ..   | .. |
| ..                              | ..      | ..      | ..   | ..             | ..    | ..      | ..      | ..      | ..     | ..      | ..   | ..           | ..      | ..    | ..   | ..      | ..                      | ..                | ..   | .. |
| 1                               | 2,214   | ..      | ..   | ..             | ..    | ..      | ..      | ..      | ..     | 1       | 140  | 1            | 2,214   | 1     | 140  | 2       | 2,368                   | ..                | ..   |    |
| 1                               | 3,201   | ..      | ..   | ..             | ..    | ..      | ..      | ..      | ..     | ..      | ..   | ..           | ..      | ..    | ..   | ..      | ..                      | ..                | ..   | .. |

SHIPPING AT EACH PORT

No. 7—continued

NUMBER and TONNAGE of STEAM and SAILING VESSELS, including their REPEATED VOYAGES and INDIA, in each Official Year

| PORT AT WHICH ENTERED   | ENTERED IN BALLAST |        |         |      |                |      |         |      |         |        |         |      |              |      |        |        |         |       |                   |        |
|-------------------------|--------------------|--------|---------|------|----------------|------|---------|------|---------|--------|---------|------|--------------|------|--------|--------|---------|-------|-------------------|--------|
|                         | BRITISH            |        |         |      | BRITISH INDIAN |      |         |      | FOREIGN |        |         |      | NATIVE CRAFT |      | TOTAL  |        |         |       |                   |        |
|                         | STEAM              |        | SAILING |      | STEAM          |      | SAILING |      | STEAM   |        | SAILING |      | SAILING      |      | STEAM  |        | SAILING |       | STEAM AND SAILING |        |
|                         | vr.                | tons   | vr.     | tons | vr.            | tons | vr.     | tons | vr.     | tons   | vr.     | tons | vr.          | tons | vr.    | tons   | vr.     | tons  | vr.               | tons   |
| <b>MADRAS—continued</b> |                    |        |         |      |                |      |         |      |         |        |         |      |              |      |        |        |         |       |                   |        |
| <b>MASULIPATAN—</b>     |                    |        |         |      |                |      |         |      |         |        |         |      |              |      |        |        |         |       |                   |        |
| 1931-32                 | ..                 | ..     | ..      | ..   | ..             | 3    | 1,388   | ..   | ..      | ..     | ..      | 29   | 2,952        | ..   | ..     | 37     | 4,340   | 37    | 4,340             |        |
| 1932-33                 | 1                  | 3,723  | ..      | ..   | ..             | 9    | 1,260   | 2    | 5,041   | ..     | ..      | 25   | 3,320        | 3    | 3,764  | 34     | 4,570   | 37    | 13,334            |        |
| 1933-34                 | 4                  | 12,401 | ..      | ..   | ..             | 4    | 879     | 3    | 8,868   | ..     | ..      | 10   | 1,150        | 7    | 22,264 | 14     | 2,029   | 21    | 24,293            |        |
| 1934-35                 | ..                 | ..     | ..      | ..   | ..             | 7    | 1,215   | 1    | 1,008   | ..     | ..      | 20   | 1,037        | 1    | 1,903  | 27     | 3,202   | 28    | 5,110             |        |
| 1935-36                 | 2                  | 3,335  | ..      | ..   | ..             | 9    | 1,400   | 4    | 12,242  | ..     | ..      | 28   | 2,961        | 6    | 21,077 | 37     | 4,361   | 43    | 25,438            |        |
| <b>NIRAMPATTAM—</b>     |                    |        |         |      |                |      |         |      |         |        |         |      |              |      |        |        |         |       |                   |        |
| 1931-32                 | ..                 | ..     | ..      | ..   | ..             | ..   | ..      | ..   | ..      | ..     | ..      | 2    | 208          | ..   | ..     | 2      | 208     | 2     | 208               |        |
| 1932-33                 | ..                 | ..     | ..      | ..   | ..             | ..   | ..      | ..   | ..      | ..     | ..      | ..   | ..           | ..   | ..     | ..     | ..      | ..    | ..                |        |
| 1933-34                 | ..                 | ..     | ..      | ..   | ..             | ..   | ..      | ..   | ..      | ..     | ..      | ..   | ..           | ..   | ..     | ..     | ..      | ..    | ..                |        |
| 1934-35                 | ..                 | ..     | ..      | ..   | ..             | ..   | ..      | ..   | ..      | ..     | ..      | ..   | ..           | ..   | ..     | ..     | ..      | ..    | ..                |        |
| 1935-36                 | ..                 | ..     | ..      | ..   | ..             | ..   | ..      | ..   | ..      | ..     | ..      | ..   | ..           | ..   | ..     | ..     | ..      | ..    | ..                |        |
| <b>NARASAPUR—</b>       |                    |        |         |      |                |      |         |      |         |        |         |      |              |      |        |        |         |       |                   |        |
| 1931-32                 | ..                 | ..     | ..      | ..   | ..             | ..   | ..      | ..   | ..      | ..     | ..      | ..   | ..           | ..   | ..     | ..     | ..      | ..    | ..                |        |
| 1932-33                 | ..                 | ..     | ..      | ..   | ..             | ..   | ..      | ..   | ..      | ..     | ..      | ..   | ..           | ..   | ..     | ..     | ..      | ..    | ..                |        |
| 1933-34                 | ..                 | ..     | ..      | ..   | ..             | ..   | ..      | ..   | ..      | ..     | ..      | ..   | ..           | ..   | ..     | ..     | ..      | ..    | ..                |        |
| 1934-35                 | ..                 | ..     | ..      | ..   | ..             | ..   | ..      | ..   | ..      | ..     | ..      | ..   | ..           | ..   | ..     | ..     | ..      | ..    | ..                |        |
| 1935-36                 | ..                 | ..     | ..      | ..   | ..             | ..   | ..      | ..   | ..      | ..     | ..      | ..   | ..           | ..   | ..     | ..     | ..      | ..    | ..                |        |
| <b>COVELONG—</b>        |                    |        |         |      |                |      |         |      |         |        |         |      |              |      |        |        |         |       |                   |        |
| 1931-32                 | ..                 | ..     | ..      | ..   | ..             | ..   | ..      | ..   | ..      | ..     | ..      | ..   | ..           | ..   | ..     | ..     | ..      | ..    | ..                |        |
| 1932-33                 | ..                 | ..     | ..      | ..   | ..             | ..   | ..      | ..   | ..      | ..     | ..      | ..   | ..           | ..   | ..     | ..     | ..      | ..    | ..                |        |
| 1933-34                 | ..                 | ..     | ..      | ..   | ..             | ..   | ..      | ..   | ..      | ..     | ..      | ..   | ..           | ..   | ..     | ..     | ..      | ..    | ..                |        |
| 1934-35                 | ..                 | ..     | ..      | ..   | ..             | ..   | ..      | ..   | ..      | ..     | ..      | ..   | ..           | ..   | ..     | ..     | ..      | ..    | ..                |        |
| 1935-36                 | ..                 | ..     | ..      | ..   | ..             | ..   | ..      | ..   | ..      | ..     | ..      | ..   | ..           | ..   | ..     | ..     | ..      | ..    | ..                |        |
| <b>CUDDALORE—</b>       |                    |        |         |      |                |      |         |      |         |        |         |      |              |      |        |        |         |       |                   |        |
| 1931-32                 | ..                 | ..     | ..      | ..   | ..             | ..   | ..      | 3    | 15,028  | ..     | ..      | 3    | 85           | 3    | 15,023 | 3      | 85      | 6     | 15,113            |        |
| 1932-33                 | 1                  | 2,620  | ..      | ..   | ..             | ..   | ..      | 2    | 5,026   | ..     | ..      | 18   | 398          | 3    | 7,646  | 18     | 398     | 16    | 8,044             |        |
| 1933-34                 | ..                 | ..     | ..      | ..   | ..             | ..   | ..      | 3    | 8,898   | ..     | ..      | 27   | 824          | 3    | 8,898  | 27     | 824     | 30    | 9,222             |        |
| 1934-35                 | 2                  | 6,862  | ..      | ..   | ..             | 1    | 142     | 5    | 17,650  | ..     | ..      | 9    | 275          | 7    | 24,512 | 10     | 417     | 17    | 24,929            |        |
| 1935-36                 | ..                 | ..     | ..      | ..   | ..             | ..   | ..      | 2    | 7,708   | ..     | ..      | 14   | 496          | 2    | 7,708  | 14     | 496     | 16    | 8,199             |        |
| <b>PORTO NOVO—</b>      |                    |        |         |      |                |      |         |      |         |        |         |      |              |      |        |        |         |       |                   |        |
| 1931-32                 | 1                  | 4,759  | ..      | ..   | ..             | ..   | ..      | ..   | ..      | ..     | ..      | 9    | 421          | 1    | 4,759  | 9      | 421     | 10    | 5,180             |        |
| 1932-33                 | ..                 | ..     | ..      | ..   | ..             | ..   | ..      | ..   | ..      | ..     | ..      | 10   | 384          | ..   | ..     | 10     | 384     | 10    | 384               |        |
| 1933-34                 | ..                 | ..     | ..      | ..   | ..             | ..   | ..      | 1    | 3,172   | ..     | ..      | 7    | 354          | 1    | 3,172  | 7      | 354     | 8     | 3,526             |        |
| 1934-35                 | ..                 | ..     | ..      | ..   | ..             | ..   | ..      | ..   | ..      | ..     | ..      | 11   | 646          | ..   | ..     | 11     | 646     | 11    | 646               |        |
| 1935-36                 | ..                 | ..     | ..      | ..   | ..             | ..   | ..      | ..   | ..      | ..     | ..      | 4    | 143          | ..   | ..     | 4      | 143     | 4     | 143               |        |
| <b>TIRUMALAVANAL—</b>   |                    |        |         |      |                |      |         |      |         |        |         |      |              |      |        |        |         |       |                   |        |
| 1931-32                 | ..                 | ..     | ..      | ..   | ..             | ..   | ..      | ..   | ..      | ..     | ..      | 1    | 39           | ..   | ..     | 1      | 39      | 1     | 39                |        |
| 1932-33                 | ..                 | ..     | ..      | ..   | ..             | ..   | ..      | ..   | ..      | ..     | ..      | ..   | ..           | ..   | ..     | ..     | ..      | ..    | ..                |        |
| 1933-34                 | ..                 | ..     | ..      | ..   | ..             | 1    | 70      | ..   | ..      | ..     | ..      | ..   | ..           | ..   | ..     | 1      | 70      | 1     | 70                |        |
| 1934-35                 | ..                 | ..     | ..      | ..   | ..             | ..   | ..      | ..   | ..      | ..     | ..      | 11   | 597          | ..   | ..     | 11     | 597     | 11    | 597               |        |
| 1935-36                 | ..                 | ..     | ..      | ..   | ..             | 1    | 59      | ..   | ..      | ..     | ..      | 10   | 300          | ..   | ..     | 11     | 359     | 11    | 359               |        |
| <b>NAGAPATAN—</b>       |                    |        |         |      |                |      |         |      |         |        |         |      |              |      |        |        |         |       |                   |        |
| 1931-32                 | ..                 | ..     | ..      | ..   | ..             | 2    | 372     | 2    | 9,980   | ..     | ..      | 2    | 119          | 2    | 9,980  | 4      | 491     | 6     | 10,471            |        |
| 1932-33                 | 5                  | 13,607 | 1       | 98   | ..             | ..   | 2       | 213  | 2       | 5,857  | ..      | ..   | 2            | 49   | 7      | 19,524 | 5       | 359   | 12                | 19,883 |
| 1933-34                 | ..                 | ..     | ..      | ..   | ..             | ..   | 1       | 129  | 6       | 17,286 | ..      | ..   | 13           | 314  | 6      | 17,286 | 14      | 443   | 20                | 17,729 |
| 1934-35                 | ..                 | ..     | ..      | ..   | ..             | ..   | ..      | 1    | 2,862   | ..     | ..      | 22   | 1,022        | 1    | 2,862  | 22     | 1,022   | 23    | 3,884             |        |
| 1935-36                 | 2                  | 5,749  | ..      | ..   | ..             | ..   | 3       | 393  | 1       | 3,322  | ..      | ..   | 17           | 350  | 3      | 9,077  | 19      | 1,243 | 22                | 10,325 |

distinguishing their NATIONALITY, that ENTERED and CLEARED in BALLAST at each PORT in BRITISH from 1931-32 to 1935-36—continued.

| CLEARED IN BALLAST      |       |         |      |                |      |         |      |         |      |         |      |              |      |       |      | PORT FROM WHICH CLEARED |         |       |                   |
|-------------------------|-------|---------|------|----------------|------|---------|------|---------|------|---------|------|--------------|------|-------|------|-------------------------|---------|-------|-------------------|
| BRITISH                 |       |         |      | BRITISH INDIAN |      |         |      | FOREIGN |      |         |      | NATIVE CRAFT |      | TOTAL |      |                         |         |       |                   |
| STEAM                   |       | SAILING |      | STEAM          |      | SAILING |      | STEAM   |      | SAILING |      | SAILING      |      | STEAM |      |                         | SAILING |       | STEAM AND SAILING |
| vs.                     | tons  | vs.     | tons | vs.            | tons | vs.     | tons | vs.     | tons | vs.     | tons | vs.          | tons | vs.   | tons | vs.                     | tons    | vs.   | tons              |
| <b>MADRAS—continued</b> |       |         |      |                |      |         |      |         |      |         |      |              |      |       |      |                         |         |       |                   |
| <b>MASULIPATAN—</b>     |       |         |      |                |      |         |      |         |      |         |      |              |      |       |      |                         |         |       |                   |
| ..                      | ..    | ..      | ..   | ..             | 1    | 207     | ..   | ..      | ..   | ..      | 9    | 914          | ..   | ..    | 10   | 1,121                   | 10      | 1,121 | 1931-32           |
| ..                      | ..    | ..      | ..   | ..             | ..   | ..      | ..   | ..      | ..   | ..      | 1    | 238          | ..   | ..    | 1    | 238                     | 1       | 238   | 1932-33           |
| ..                      | ..    | ..      | ..   | ..             | ..   | ..      | ..   | ..      | ..   | ..      | 2    | 58           | ..   | ..    | 2    | 58                      | 2       | 58    | 1933-34           |
| ..                      | ..    | ..      | ..   | ..             | 1    | 288     | ..   | ..      | ..   | ..      | 11   | 445          | ..   | ..    | 12   | 688                     | 12      | 688   | 1934-35           |
| ..                      | ..    | ..      | ..   | ..             | ..   | ..      | ..   | ..      | ..   | ..      | 4    | 497          | ..   | ..    | 4    | 497                     | 4       | 497   | 1935-36           |
| <b>NIZAMPATNAM—</b>     |       |         |      |                |      |         |      |         |      |         |      |              |      |       |      |                         |         |       |                   |
| ..                      | ..    | ..      | ..   | ..             | ..   | ..      | ..   | ..      | ..   | ..      | ..   | ..           | ..   | ..    | ..   | ..                      | ..      | ..    | 1931-32           |
| ..                      | ..    | ..      | ..   | ..             | ..   | ..      | ..   | ..      | ..   | ..      | ..   | ..           | ..   | ..    | ..   | ..                      | ..      | ..    | 1932-33           |
| ..                      | ..    | ..      | ..   | ..             | ..   | ..      | ..   | ..      | ..   | ..      | ..   | ..           | ..   | ..    | ..   | ..                      | ..      | ..    | 1933-34           |
| ..                      | ..    | ..      | ..   | ..             | ..   | ..      | ..   | ..      | ..   | ..      | ..   | ..           | ..   | ..    | ..   | ..                      | ..      | ..    | 1934-35           |
| ..                      | ..    | ..      | ..   | ..             | ..   | ..      | ..   | ..      | ..   | ..      | ..   | ..           | ..   | ..    | ..   | ..                      | ..      | ..    | 1935-36           |
| <b>NARASAPUR—</b>       |       |         |      |                |      |         |      |         |      |         |      |              |      |       |      |                         |         |       |                   |
| ..                      | ..    | ..      | ..   | ..             | ..   | ..      | ..   | ..      | ..   | ..      | ..   | ..           | ..   | ..    | ..   | ..                      | ..      | ..    | 1931-32           |
| ..                      | ..    | ..      | ..   | ..             | ..   | ..      | ..   | ..      | ..   | ..      | ..   | ..           | ..   | ..    | ..   | ..                      | ..      | ..    | 1932-33           |
| ..                      | ..    | ..      | ..   | ..             | ..   | ..      | ..   | ..      | ..   | ..      | ..   | ..           | ..   | ..    | ..   | ..                      | ..      | ..    | 1933-34           |
| ..                      | ..    | ..      | ..   | ..             | ..   | ..      | ..   | ..      | ..   | ..      | ..   | ..           | ..   | ..    | ..   | ..                      | ..      | ..    | 1934-35           |
| ..                      | ..    | ..      | ..   | ..             | ..   | ..      | ..   | ..      | ..   | ..      | ..   | ..           | ..   | ..    | ..   | ..                      | ..      | ..    | 1935-36           |
| <b>COVELONG—</b>        |       |         |      |                |      |         |      |         |      |         |      |              |      |       |      |                         |         |       |                   |
| ..                      | ..    | ..      | ..   | ..             | ..   | ..      | ..   | ..      | ..   | ..      | ..   | ..           | ..   | ..    | ..   | ..                      | ..      | ..    | 1931-32           |
| ..                      | ..    | ..      | ..   | ..             | ..   | ..      | ..   | ..      | ..   | ..      | ..   | ..           | ..   | ..    | ..   | ..                      | ..      | ..    | 1932-33           |
| ..                      | ..    | ..      | ..   | ..             | ..   | ..      | ..   | ..      | ..   | ..      | ..   | ..           | ..   | ..    | ..   | ..                      | ..      | ..    | 1933-34           |
| ..                      | ..    | ..      | ..   | ..             | ..   | ..      | ..   | ..      | ..   | ..      | ..   | ..           | ..   | ..    | ..   | ..                      | ..      | ..    | 1934-35           |
| ..                      | ..    | ..      | ..   | ..             | ..   | ..      | ..   | ..      | ..   | ..      | ..   | ..           | ..   | ..    | ..   | ..                      | ..      | ..    | 1935-36           |
| <b>CUDDALORE—</b>       |       |         |      |                |      |         |      |         |      |         |      |              |      |       |      |                         |         |       |                   |
| 1                       | 8,149 | ..      | ..   | ..             | 1    | 74      | ..   | ..      | ..   | ..      | 2    | 51           | 1    | 8,149 | 3    | 125                     | 4       | 8,274 | 1931-32           |
| ..                      | ..    | ..      | ..   | ..             | 1    | 84      | ..   | ..      | ..   | ..      | ..   | ..           | ..   | ..    | 1    | 84                      | 1       | 84    | 1932-33           |
| ..                      | ..    | ..      | ..   | ..             | ..   | ..      | 1    | 2,908   | ..   | ..      | 4    | 127          | 1    | 2,908 | 4    | 127                     | 5       | 3,035 | 1933-34           |
| ..                      | ..    | ..      | ..   | ..             | ..   | ..      | 1    | 1,811   | ..   | ..      | 1    | 142          | 1    | 1,811 | 1    | 142                     | 2       | 1,953 | 1934-35           |
| 1                       | 2,184 | ..      | ..   | ..             | ..   | ..      | ..   | ..      | ..   | ..      | 1    | 19           | 1    | 2,184 | 1    | 19                      | 2       | 2,183 | 1935-36           |
| <b>FORZO NOVO—</b>      |       |         |      |                |      |         |      |         |      |         |      |              |      |       |      |                         |         |       |                   |
| ..                      | ..    | ..      | ..   | ..             | ..   | ..      | ..   | ..      | ..   | ..      | ..   | ..           | ..   | ..    | ..   | ..                      | ..      | ..    | 1931-32           |
| ..                      | ..    | ..      | ..   | ..             | ..   | ..      | ..   | ..      | ..   | ..      | 1    | 32           | ..   | ..    | 1    | 32                      | 1       | 32    | 1932-33           |
| ..                      | ..    | ..      | ..   | ..             | ..   | ..      | ..   | ..      | ..   | ..      | ..   | ..           | ..   | ..    | ..   | ..                      | ..      | ..    | 1933-34           |
| ..                      | ..    | ..      | ..   | ..             | ..   | ..      | ..   | ..      | ..   | ..      | ..   | ..           | ..   | ..    | ..   | ..                      | ..      | ..    | 1934-35           |
| ..                      | ..    | ..      | ..   | ..             | ..   | ..      | ..   | ..      | ..   | ..      | ..   | ..           | ..   | ..    | ..   | ..                      | ..      | ..    | 1935-36           |
| <b>TIRUMALAYASAM—</b>   |       |         |      |                |      |         |      |         |      |         |      |              |      |       |      |                         |         |       |                   |
| ..                      | ..    | ..      | ..   | ..             | ..   | ..      | ..   | ..      | ..   | ..      | 1    | 32           | ..   | ..    | 1    | 32                      | 1       | 32    | 1931-32           |
| ..                      | ..    | ..      | ..   | ..             | ..   | ..      | ..   | ..      | ..   | ..      | ..   | ..           | ..   | ..    | ..   | ..                      | ..      | ..    | 1932-33           |
| ..                      | ..    | ..      | ..   | ..             | ..   | ..      | ..   | ..      | ..   | ..      | ..   | ..           | ..   | ..    | ..   | ..                      | ..      | ..    | 1933-34           |
| ..                      | ..    | ..      | ..   | ..             | ..   | ..      | ..   | ..      | ..   | ..      | ..   | ..           | ..   | ..    | ..   | ..                      | ..      | ..    | 1934-35           |
| ..                      | ..    | ..      | ..   | ..             | ..   | ..      | ..   | ..      | ..   | ..      | ..   | ..           | ..   | ..    | ..   | ..                      | ..      | ..    | 1935-36           |
| <b>P. NEGAPATAM—</b>    |       |         |      |                |      |         |      |         |      |         |      |              |      |       |      |                         |         |       |                   |
| 1                       | 8,568 | ..      | ..   | ..             | 9    | 972     | ..   | ..      | ..   | ..      | ..   | ..           | 1    | 8,568 | 9    | 972                     | 10      | 9,540 | 1931-32           |
| ..                      | ..    | 2       | 154  | ..             | ..   | 4       | 468  | ..      | ..   | ..      | ..   | ..           | ..   | ..    | 6    | 617                     | 6       | 617   | 1932-33           |
| 8                       | 8,219 | ..      | ..   | ..             | ..   | ..      | ..   | ..      | ..   | ..      | ..   | ..           | 3    | 8,219 | ..   | ..                      | 3       | 8,219 | 1933-34           |
| ..                      | ..    | ..      | ..   | ..             | ..   | ..      | ..   | ..      | ..   | ..      | 2    | 212          | ..   | ..    | 2    | 212                     | 2       | 212   | 1934-35           |
| ..                      | ..    | ..      | ..   | ..             | ..   | ..      | ..   | ..      | ..   | ..      | 1    | 33           | ..   | ..    | 1    | 33                      | 1       | 33    | 1935-36           |





SHIPPING AT EACH PORT

No. 7—continued

NUMBER and TONNAGE of STEAM and SAILING VESSELS, including their REPEATED VOYAGES and INDIA, in each Official Year

| PORT AT WHICH ENTERED     | ENTERED IN BALLAST |        |         |      |                |      |         |      |         |       |         |      |              |       |       |        |         |       |                   |        |
|---------------------------|--------------------|--------|---------|------|----------------|------|---------|------|---------|-------|---------|------|--------------|-------|-------|--------|---------|-------|-------------------|--------|
|                           | BRITISH            |        |         |      | BRITISH INDIAN |      |         |      | FOREIGN |       |         |      | NATIVE CRAFT |       | TOTAL |        |         |       |                   |        |
|                           | STEAM              |        | SAILING |      | STEAM          |      | SAILING |      | STEAM   |       | SAILING |      | SAILING      |       | STEAM |        | SAILING |       | STEAM AND SAILING |        |
|                           | vs.                | tons   | vs.     | tons | vs.            | tons | vs.     | tons | vs.     | tons  | vs.     | tons | vs.          | tons  | vs.   | tons   | vs.     | tons  | vs.               | tons   |
| <b>MADRAS—continued,</b>  |                    |        |         |      |                |      |         |      |         |       |         |      |              |       |       |        |         |       |                   |        |
| <b>PANBAN—</b>            |                    |        |         |      |                |      |         |      |         |       |         |      |              |       |       |        |         |       |                   |        |
| 1981-82                   | ..                 | ..     | ..      | ..   | ..             | ..   | 6       | 616  | ..      | ..    | ..      | ..   | 8            | 222   | ..    | ..     | 9       | 838   | 9                 | 838    |
| 1982-83                   | ..                 | ..     | ..      | ..   | ..             | ..   | 6       | 659  | ..      | ..    | ..      | ..   | 8            | 54    | ..    | ..     | 9       | 713   | 9                 | 713    |
| 1983-84                   | ..                 | ..     | ..      | ..   | ..             | ..   | 5       | 438  | ..      | ..    | ..      | ..   | 10           | 201   | ..    | ..     | 15      | 684   | 15                | 684    |
| 1984-85                   | ..                 | ..     | ..      | ..   | ..             | ..   | 7       | 707  | ..      | ..    | ..      | ..   | 16           | 546   | ..    | ..     | 23      | 1,258 | 23                | 1,258  |
| 1985-86                   | ..                 | ..     | ..      | ..   | ..             | ..   | 4       | 480  | ..      | ..    | ..      | ..   | 26           | 780   | ..    | ..     | 30      | 1,260 | 30                | 1,260  |
| <b>TONDY—</b>             |                    |        |         |      |                |      |         |      |         |       |         |      |              |       |       |        |         |       |                   |        |
| 1981-82                   | ..                 | ..     | ..      | ..   | ..             | ..   | ..      | ..   | ..      | ..    | ..      | ..   | ..           | ..    | ..    | ..     | ..      | ..    | ..                | ..     |
| 1982-83                   | ..                 | ..     | ..      | ..   | ..             | ..   | ..      | ..   | ..      | ..    | ..      | ..   | ..           | ..    | ..    | ..     | ..      | ..    | ..                | ..     |
| 1983-84                   | ..                 | ..     | ..      | ..   | ..             | ..   | ..      | ..   | ..      | ..    | ..      | ..   | ..           | ..    | ..    | ..     | ..      | ..    | ..                | ..     |
| 1984-85                   | ..                 | ..     | ..      | ..   | ..             | ..   | ..      | ..   | ..      | ..    | ..      | ..   | 1            | 119   | ..    | ..     | 1       | 119   | 1                 | 119    |
| 1985-86                   | ..                 | ..     | ..      | ..   | ..             | ..   | ..      | ..   | ..      | ..    | ..      | ..   | 1            | 22    | ..    | ..     | 1       | 22    | 1                 | 22     |
| <b>TUNICORIN—</b>         |                    |        |         |      |                |      |         |      |         |       |         |      |              |       |       |        |         |       |                   |        |
| 1981-82                   | 1                  | 3,149  | ..      | ..   | ..             | ..   | 4       | 866  | 1       | 4,282 | ..      | ..   | 9            | 1,186 | 2     | 7,431  | 13      | 2,052 | 15                | 9,483  |
| 1982-83                   | 4                  | 12,373 | ..      | ..   | ..             | ..   | 4       | 285  | 1       | 4,965 | ..      | ..   | 10           | 1,157 | 5     | 17,338 | 12      | 1,302 | 17                | 18,780 |
| 1983-84                   | 4                  | 14,217 | ..      | ..   | ..             | ..   | 1       | 109  | ..      | ..    | ..      | ..   | 15           | 1,406 | 4     | 14,217 | 16      | 1,514 | 20                | 15,731 |
| 1984-85                   | 1                  | 4,772  | ..      | ..   | ..             | ..   | 2       | 256  | ..      | ..    | ..      | ..   | 13           | 1,366 | 1     | 4,772  | 16      | 1,622 | 16                | 6,394  |
| 1985-86                   | 8                  | 8,196  | ..      | ..   | ..             | ..   | 4       | 384  | 1       | 4,809 | ..      | ..   | 13           | 1,301 | 4     | 12,505 | 17      | 1,685 | 21                | 14,190 |
| <b>KAYALPATNAM—</b>       |                    |        |         |      |                |      |         |      |         |       |         |      |              |       |       |        |         |       |                   |        |
| 1981-82                   | ..                 | ..     | ..      | ..   | ..             | ..   | ..      | ..   | ..      | ..    | ..      | ..   | ..           | ..    | ..    | ..     | ..      | ..    | ..                | ..     |
| 1982-83                   | ..                 | ..     | ..      | ..   | ..             | ..   | ..      | ..   | ..      | ..    | ..      | ..   | ..           | ..    | ..    | ..     | ..      | ..    | ..                | ..     |
| 1983-84                   | ..                 | ..     | ..      | ..   | ..             | ..   | ..      | ..   | ..      | ..    | ..      | ..   | 2            | 140   | ..    | ..     | 2       | 140   | 2                 | 140    |
| 1984-85                   | ..                 | ..     | ..      | ..   | ..             | ..   | ..      | ..   | ..      | ..    | ..      | ..   | ..           | ..    | ..    | ..     | ..      | ..    | ..                | ..     |
| 1985-86                   | ..                 | ..     | ..      | ..   | ..             | ..   | ..      | ..   | ..      | ..    | ..      | ..   | ..           | ..    | ..    | ..     | ..      | ..    | ..                | ..     |
| <b>MULASSKHARAPATNAM—</b> |                    |        |         |      |                |      |         |      |         |       |         |      |              |       |       |        |         |       |                   |        |
| 1981-82                   | ..                 | ..     | ..      | ..   | ..             | ..   | ..      | ..   | ..      | ..    | ..      | ..   | ..           | ..    | ..    | ..     | ..      | ..    | ..                | ..     |
| 1982-83                   | ..                 | ..     | ..      | ..   | ..             | ..   | ..      | ..   | ..      | ..    | ..      | ..   | ..           | ..    | ..    | ..     | ..      | ..    | ..                | ..     |
| 1983-84                   | ..                 | ..     | ..      | ..   | ..             | ..   | 1       | 119  | ..      | ..    | ..      | ..   | 1            | 68    | ..    | ..     | 2       | 182   | 2                 | 182    |
| 1984-85                   | ..                 | ..     | ..      | ..   | ..             | ..   | ..      | ..   | ..      | ..    | ..      | ..   | ..           | ..    | ..    | ..     | ..      | ..    | ..                | ..     |
| 1985-86                   | ..                 | ..     | ..      | ..   | ..             | ..   | ..      | ..   | ..      | ..    | ..      | ..   | ..           | ..    | ..    | ..     | ..      | ..    | ..                | ..     |
| <b>MANGALORE—</b>         |                    |        |         |      |                |      |         |      |         |       |         |      |              |       |       |        |         |       |                   |        |
| 1981-82                   | 1                  | 4,750  | ..      | ..   | ..             | ..   | ..      | ..   | ..      | ..    | ..      | ..   | ..           | 1     | 4,750 | ..     | ..      | ..    | 1                 | 4,750  |
| 1982-83                   | 1                  | 3,551  | ..      | ..   | ..             | ..   | ..      | ..   | ..      | ..    | ..      | ..   | ..           | 1     | 3,551 | ..     | ..      | ..    | 1                 | 3,551  |
| 1983-84                   | ..                 | ..     | ..      | ..   | ..             | ..   | ..      | ..   | ..      | ..    | ..      | ..   | ..           | ..    | ..    | ..     | ..      | ..    | ..                | ..     |
| 1984-85                   | 1                  | 3,157  | ..      | ..   | ..             | ..   | ..      | ..   | ..      | ..    | ..      | ..   | ..           | 1     | 3,157 | ..     | ..      | ..    | 1                 | 3,157  |
| 1985-86                   | 1                  | 3,199  | ..      | ..   | ..             | ..   | ..      | ..   | ..      | ..    | ..      | ..   | ..           | 1     | 3,199 | ..     | ..      | ..    | 1                 | 3,199  |
| <b>MALPE—</b>             |                    |        |         |      |                |      |         |      |         |       |         |      |              |       |       |        |         |       |                   |        |
| 1981-82                   | ..                 | ..     | ..      | ..   | ..             | ..   | 1       | 252  | ..      | ..    | ..      | ..   | ..           | ..    | ..    | ..     | 1       | 252   | 1                 | 252    |
| 1982-83                   | ..                 | ..     | ..      | ..   | ..             | ..   | ..      | ..   | ..      | ..    | ..      | ..   | ..           | ..    | ..    | ..     | ..      | ..    | ..                | ..     |
| 1983-84                   | ..                 | ..     | ..      | ..   | ..             | ..   | 1       | 119  | ..      | ..    | ..      | ..   | ..           | ..    | ..    | ..     | 1       | 119   | 1                 | 119    |
| 1984-85                   | ..                 | ..     | ..      | ..   | ..             | ..   | ..      | ..   | ..      | ..    | ..      | ..   | ..           | ..    | ..    | ..     | ..      | ..    | ..                | ..     |
| 1985-86                   | ..                 | ..     | ..      | ..   | ..             | ..   | 1       | 119  | ..      | ..    | ..      | ..   | ..           | ..    | ..    | ..     | 1       | 119   | 1                 | 119    |



SHIPPING AT EACH PORT

No. 7—continued

NUMBER and TONNAGE of STEAM and SAILING VESSELS, including their REPEATED VOYAGES and INDIA, in each Official Year

| PORT AT WHICH ENTERED                | ENTERED IN BALLAST |         |         |      |                |      |         |       |         |         |         |      |              |        |       |         |         |        |                   |         |
|--------------------------------------|--------------------|---------|---------|------|----------------|------|---------|-------|---------|---------|---------|------|--------------|--------|-------|---------|---------|--------|-------------------|---------|
|                                      | BRITISH            |         |         |      | BRITISH INDIAN |      |         |       | FOREIGN |         |         |      | NATIVE CRAFT |        | TOTAL |         |         |        |                   |         |
|                                      | STEAM              |         | SAILING |      | STEAM          |      | SAILING |       | STEAM   |         | SAILING |      | SAILING      |        | STEAM |         | SAILING |        | STEAM AND SAILING |         |
|                                      | VE.                | TONS    | VE.     | TONS | VE.            | TONS | VE.     | TONS  | VE.     | TONS    | VE.     | TONS | VE.          | TONS   | VE.   | TONS    | VE.     | TONS   | VE.               | TONS    |
| <b>MADRAS—concluded</b>              |                    |         |         |      |                |      |         |       |         |         |         |      |              |        |       |         |         |        |                   |         |
| <b>CANNANORE—</b>                    |                    |         |         |      |                |      |         |       |         |         |         |      |              |        |       |         |         |        |                   |         |
| 1931-32                              | ..                 | ..      | ..      | ..   | ..             | ..   | ..      | ..    | ..      | ..      | ..      | ..   | ..           | ..     | ..    | ..      | ..      | ..     | ..                | ..      |
| 1932-33                              | ..                 | ..      | ..      | ..   | ..             | ..   | ..      | ..    | ..      | ..      | ..      | ..   | ..           | ..     | ..    | ..      | ..      | ..     | ..                | ..      |
| 1933-34                              | ..                 | ..      | ..      | ..   | ..             | ..   | ..      | ..    | ..      | ..      | ..      | ..   | ..           | ..     | ..    | ..      | ..      | ..     | ..                | ..      |
| 1934-35                              | ..                 | ..      | ..      | ..   | ..             | ..   | ..      | ..    | ..      | ..      | ..      | ..   | ..           | ..     | ..    | ..      | ..      | ..     | ..                | ..      |
| 1935-36                              | ..                 | ..      | ..      | ..   | ..             | ..   | ..      | ..    | ..      | ..      | ..      | ..   | ..           | ..     | ..    | ..      | ..      | ..     | ..                | ..      |
| <b>TALICHERRY—</b>                   |                    |         |         |      |                |      |         |       |         |         |         |      |              |        |       |         |         |        |                   |         |
| 1931-32                              | ..                 | ..      | ..      | ..   | ..             | ..   | ..      | ..    | ..      | ..      | ..      | ..   | ..           | ..     | ..    | ..      | ..      | ..     | ..                | ..      |
| 1932-33                              | ..                 | ..      | ..      | ..   | ..             | ..   | ..      | ..    | ..      | ..      | ..      | ..   | ..           | ..     | ..    | ..      | ..      | ..     | ..                | ..      |
| 1933-34                              | ..                 | ..      | ..      | ..   | ..             | ..   | ..      | ..    | ..      | ..      | ..      | ..   | ..           | ..     | ..    | ..      | ..      | ..     | ..                | ..      |
| 1934-35                              | ..                 | ..      | ..      | ..   | ..             | ..   | ..      | ..    | ..      | ..      | ..      | ..   | ..           | ..     | ..    | ..      | ..      | ..     | ..                | ..      |
| 1935-36                              | ..                 | ..      | ..      | ..   | ..             | ..   | ..      | ..    | ..      | ..      | ..      | ..   | ..           | ..     | ..    | ..      | ..      | ..     | ..                | ..      |
| <b>VALICOUR—</b>                     |                    |         |         |      |                |      |         |       |         |         |         |      |              |        |       |         |         |        |                   |         |
| 1931-32                              | 1                  | 3,382   | 1       | 259  | ..             | ..   | 8       | 843   | ..      | ..      | ..      | ..   | 8            | 1,081  | 1     | 3,382   | 15      | 2,139  | 16                | 5,615   |
| 1932-33                              | ..                 | ..      | ..      | ..   | ..             | ..   | 3       | 354   | ..      | ..      | ..      | ..   | 5            | 681    | ..    | ..      | 8       | 1,085  | 8                 | 4,035   |
| 1933-34                              | ..                 | ..      | ..      | ..   | ..             | ..   | 6       | 576   | ..      | ..      | ..      | ..   | 9            | 1,046  | ..    | ..      | 15      | 1,622  | 15                | 1,622   |
| 1934-35                              | ..                 | ..      | ..      | ..   | ..             | ..   | 6       | 702   | ..      | ..      | ..      | ..   | 15           | 1,820  | ..    | ..      | 21      | 2,522  | 21                | 2,522   |
| 1935-36                              | 8                  | 9,941   | ..      | ..   | ..             | ..   | 1       | 145   | ..      | ..      | ..      | ..   | 4            | 546    | 3     | 9,941   | 5       | 691    | 8                 | 10,632  |
| <b>POWANI—</b>                       |                    |         |         |      |                |      |         |       |         |         |         |      |              |        |       |         |         |        |                   |         |
| 1931-32                              | ..                 | ..      | ..      | ..   | ..             | ..   | ..      | ..    | ..      | ..      | ..      | ..   | ..           | ..     | ..    | ..      | ..      | ..     | ..                | ..      |
| 1932-33                              | ..                 | ..      | ..      | ..   | ..             | ..   | ..      | ..    | ..      | ..      | ..      | ..   | ..           | ..     | ..    | ..      | ..      | ..     | ..                | ..      |
| 1933-34                              | ..                 | ..      | ..      | ..   | ..             | ..   | ..      | ..    | ..      | ..      | ..      | ..   | ..           | ..     | ..    | ..      | ..      | ..     | ..                | ..      |
| 1934-35                              | ..                 | ..      | ..      | ..   | ..             | ..   | ..      | ..    | ..      | ..      | ..      | ..   | ..           | ..     | ..    | ..      | ..      | ..     | ..                | ..      |
| 1935-36                              | ..                 | ..      | ..      | ..   | ..             | ..   | ..      | ..    | ..      | ..      | ..      | ..   | ..           | ..     | ..    | ..      | ..      | ..     | ..                | ..      |
| <b>COCHIN—</b>                       |                    |         |         |      |                |      |         |       |         |         |         |      |              |        |       |         |         |        |                   |         |
| 1931-32                              | 4                  | 12,190  | ..      | ..   | ..             | ..   | ..      | ..    | ..      | ..      | ..      | ..   | 8            | 298    | 4     | 12,190  | 8       | 298    | 7                 | 12,488  |
| 1932-33                              | 2                  | 7,661   | ..      | ..   | 1              | 912  | 1       | 149   | ..      | ..      | ..      | ..   | ..           | 8      | 8,598 | 1       | 149     | 4      | 8,742             |         |
| 1933-34                              | 2                  | 8,419   | ..      | ..   | ..             | ..   | ..      | ..    | ..      | ..      | ..      | ..   | 2            | 150    | 2     | 8,419   | 2       | 150    | 4                 | 8,569   |
| 1934-35                              | ..                 | ..      | ..      | ..   | ..             | ..   | 1       | 149   | ..      | ..      | ..      | ..   | 1            | 121    | ..    | ..      | 2       | 270    | 2                 | 270     |
| 1935-36                              | 3                  | 9,394   | ..      | ..   | ..             | ..   | ..      | ..    | 4       | 15,893  | ..      | ..   | 1            | 149    | 7     | 25,227  | 1       | 149    | 8                 | 25,376  |
| <b>DHANUSHKODI—</b>                  |                    |         |         |      |                |      |         |       |         |         |         |      |              |        |       |         |         |        |                   |         |
| 1931-32                              | ..                 | ..      | ..      | ..   | ..             | ..   | ..      | ..    | ..      | ..      | ..      | ..   | ..           | ..     | ..    | ..      | ..      | ..     | ..                | ..      |
| 1932-33                              | ..                 | ..      | ..      | ..   | ..             | ..   | ..      | ..    | ..      | ..      | ..      | ..   | ..           | ..     | ..    | ..      | ..      | ..     | ..                | ..      |
| 1933-34                              | 2                  | 754     | ..      | ..   | ..             | ..   | ..      | ..    | ..      | ..      | ..      | ..   | ..           | ..     | 2     | 754     | ..      | ..     | 2                 | 754     |
| 1934-35                              | ..                 | ..      | ..      | ..   | ..             | ..   | ..      | ..    | ..      | ..      | ..      | ..   | ..           | ..     | ..    | ..      | ..      | ..     | ..                | ..      |
| 1935-36                              | ..                 | ..      | ..      | ..   | ..             | ..   | ..      | ..    | ..      | ..      | ..      | ..   | ..           | ..     | ..    | ..      | ..      | ..     | ..                | ..      |
| <b>GOONDARPOOR—</b>                  |                    |         |         |      |                |      |         |       |         |         |         |      |              |        |       |         |         |        |                   |         |
| 1931-32                              | ..                 | ..      | ..      | ..   | ..             | ..   | ..      | ..    | ..      | ..      | ..      | ..   | ..           | ..     | ..    | ..      | ..      | ..     | ..                | ..      |
| 1932-33                              | ..                 | ..      | ..      | ..   | ..             | ..   | ..      | ..    | ..      | ..      | ..      | ..   | ..           | ..     | ..    | ..      | ..      | ..     | ..                | ..      |
| 1933-34                              | ..                 | ..      | ..      | ..   | ..             | ..   | ..      | ..    | ..      | ..      | ..      | ..   | ..           | ..     | ..    | ..      | ..      | ..     | ..                | ..      |
| 1934-35                              | ..                 | ..      | ..      | ..   | ..             | ..   | ..      | ..    | ..      | ..      | ..      | ..   | ..           | ..     | ..    | ..      | ..      | ..     | ..                | ..      |
| 1935-36                              | ..                 | ..      | ..      | ..   | ..             | ..   | ..      | ..    | ..      | ..      | ..      | ..   | ..           | ..     | ..    | ..      | ..      | ..     | ..                | ..      |
| <b>TOTAL OF SUBORDINATE PORTS—</b>   |                    |         |         |      |                |      |         |       |         |         |         |      |              |        |       |         |         |        |                   |         |
| 1931-32                              | 10                 | 37,108  | 1       | 259  | ..             | ..   | 67      | 7,758 | 9       | 43,546  | ..      | ..   | 76           | 7,288  | 19    | 80,654  | 144     | 15,295 | 168               | 95,949  |
| 1932-33                              | 20                 | 62,848  | 1       | 98   | 1              | 912  | 81      | 7,984 | 9       | 25,904  | ..      | ..   | 75           | 6,751  | 30    | 89,659  | 157     | 14,788 | 187               | 104,442 |
| 1933-34                              | 29                 | 91,012  | ..      | ..   | ..             | ..   | 70      | 5,915 | 18      | 56,521  | ..      | ..   | 188          | 8,389  | 47    | 147,528 | 208     | 14,254 | 265               | 161,782 |
| 1934-35                              | 22                 | 80,570  | ..      | ..   | ..             | ..   | 75      | 6,216 | 23      | 74,589  | ..      | ..   | 215          | 14,026 | 45    | 155,109 | 290     | 20,242 | 335               | 175,351 |
| 1935-36                              | 34                 | 118,474 | ..      | ..   | ..             | ..   | 68      | 6,151 | 31      | 107,587 | ..      | ..   | 171          | 11,870 | 65    | 226,061 | 289     | 17,521 | 304               | 243,582 |
| <b>TOTAL OF ALL PORTS IN MADRAS—</b> |                    |         |         |      |                |      |         |       |         |         |         |      |              |        |       |         |         |        |                   |         |
| 1931-32                              | 11                 | 89,215  | 1       | 259  | ..             | ..   | 67      | 7,758 | 15      | 68,489  | ..      | ..   | 76           | 7,288  | 26    | 107,704 | 144     | 15,295 | 170               | 122,999 |
| 1932-33                              | 21                 | 65,445  | 1       | 98   | 1              | 912  | 82      | 8,017 | 15      | 44,565  | ..      | ..   | 76           | 6,874  | 37    | 110,922 | 159     | 14,989 | 196               | 125,911 |
| 1933-34                              | 31                 | 107,335 | ..      | ..   | ..             | ..   | 70      | 5,915 | 26      | 88,214  | ..      | ..   | 188          | 8,389  | 57    | 195,549 | 208     | 14,254 | 265               | 209,803 |
| 1934-35                              | 32                 | 116,954 | 1       | 332  | ..             | ..   | 75      | 6,216 | 30      | 99,086  | ..      | ..   | 216          | 14,117 | 62    | 216,390 | 292     | 21,165 | 354               | 238,055 |
| 1935-36                              | 37                 | 127,170 | ..      | ..   | ..             | ..   | 68      | 6,151 | 38      | 125,858 | ..      | ..   | 171          | 11,870 | 75    | 253,023 | 289     | 17,521 | 314               | 270,544 |



distinguishing their NATIONALITY, that ENTERED and CLEARED in BALLAST at each PORT in BRITISH from 1931-32 to 1935-36—continued

| CLEARED IN BALLAST                   |        |                |      |       |       |         |        |       |        |              |      |       |       |         |         |                   | PORT FROM WHICH CLEARED |         |         |         |
|--------------------------------------|--------|----------------|------|-------|-------|---------|--------|-------|--------|--------------|------|-------|-------|---------|---------|-------------------|-------------------------|---------|---------|---------|
| BRITISH                              |        | BRITISH INDIAN |      |       |       | FOREIGN |        |       |        | NATIVE CRAFT |      | TOTAL |       |         |         |                   |                         |         |         |         |
| STEAM                                |        | SAILING        |      | STEAM |       | SAILING |        | STEAM |        | SAILING      |      | STEAM |       | SAILING |         | STEAM AND SAILING |                         |         |         |         |
| VE.                                  | TONS   | VE.            | TONS | VE.   | TONS  | VE.     | TONS   | VE.   | TONS   | VE.          | TONS | VE.   | TONS  | VE.     | TONS    | VE.               |                         | TONS    |         |         |
| <b>MADRAS—concluded</b>              |        |                |      |       |       |         |        |       |        |              |      |       |       |         |         |                   |                         |         |         |         |
| <b>CANNANORE—</b>                    |        |                |      |       |       |         |        |       |        |              |      |       |       |         |         |                   |                         |         |         |         |
| 8                                    | 8,195  | ..             | ..   | ..    | ..    | ..      | ..     | ..    | ..     | ..           | ..   | 8     | 8,195 | ..      | ..      | 8                 | 8,195                   | 1931-32 |         |         |
| ..                                   | ..     | ..             | ..   | ..    | ..    | ..      | ..     | ..    | ..     | ..           | ..   | ..    | ..    | ..      | ..      | ..                | ..                      | 1932-33 |         |         |
| ..                                   | ..     | ..             | ..   | ..    | ..    | ..      | ..     | ..    | ..     | ..           | ..   | ..    | ..    | ..      | ..      | ..                | ..                      | 1933-34 |         |         |
| ..                                   | ..     | ..             | ..   | ..    | ..    | ..      | ..     | ..    | ..     | ..           | ..   | ..    | ..    | ..      | ..      | ..                | ..                      | 1934-35 |         |         |
| 1                                    | 8,882  | ..             | ..   | ..    | ..    | ..      | ..     | ..    | ..     | ..           | ..   | 1     | 8,882 | ..      | ..      | 1                 | 8,882                   | 1935-36 |         |         |
| <b>TALICHERRY—</b>                   |        |                |      |       |       |         |        |       |        |              |      |       |       |         |         |                   |                         |         |         |         |
| ..                                   | ..     | ..             | ..   | ..    | ..    | ..      | ..     | ..    | ..     | ..           | ..   | ..    | ..    | ..      | ..      | ..                | ..                      | 1931-32 |         |         |
| 1                                    | 8,178  | ..             | ..   | ..    | ..    | ..      | ..     | 1     | 1,145  | ..           | ..   | ..    | 2     | 4,820   | ..      | ..                | 2                       | 4,820   | 1932-33 |         |
| 1                                    | 2,184  | ..             | ..   | ..    | ..    | ..      | ..     | ..    | ..     | ..           | ..   | 1     | 2,184 | ..      | ..      | 1                 | 2,184                   | 1933-34 |         |         |
| 1                                    | 8,048  | ..             | ..   | ..    | ..    | ..      | ..     | 1     | 2,701  | ..           | ..   | ..    | 2     | 5,749   | ..      | ..                | 2                       | 5,749   | 1934-35 |         |
| ..                                   | ..     | ..             | ..   | ..    | ..    | ..      | ..     | 1     | 8,802  | ..           | ..   | ..    | 1     | 8,802   | ..      | ..                | 1                       | 8,802   | 1935-36 |         |
| <b>CALICUT—</b>                      |        |                |      |       |       |         |        |       |        |              |      |       |       |         |         |                   |                         |         |         |         |
| ..                                   | ..     | 1              | 87   | ..    | ..    | ..      | ..     | ..    | ..     | ..           | ..   | ..    | ..    | 1       | 87      | 1                 | 87                      | 1931-32 |         |         |
| 1                                    | 2,085  | ..             | ..   | ..    | ..    | ..      | ..     | ..    | ..     | 1            | 68   | 1     | 2,085 | 1       | 68      | 2                 | 3,048                   | 1932-33 |         |         |
| ..                                   | ..     | ..             | ..   | ..    | ..    | ..      | ..     | 1     | 8,059  | ..           | ..   | 1     | 120   | 1       | 120     | 2                 | 8,179                   | 1933-34 |         |         |
| 8                                    | 8,581  | ..             | ..   | ..    | ..    | 2       | 218    | ..    | ..     | ..           | ..   | 8     | 8,581 | 2       | 218     | 5                 | 8,799                   | 1934-35 |         |         |
| 1                                    | 2,635  | ..             | ..   | ..    | ..    | ..      | ..     | 8     | 6,747  | ..           | ..   | 1     | 10    | 4       | 9,882   | 1                 | 10                      | 5       | 9,892   | 1935-36 |
| <b>PONANI—</b>                       |        |                |      |       |       |         |        |       |        |              |      |       |       |         |         |                   |                         |         |         |         |
| ..                                   | ..     | ..             | ..   | ..    | ..    | ..      | ..     | ..    | ..     | ..           | ..   | ..    | ..    | ..      | ..      | ..                | ..                      | 1931-32 |         |         |
| ..                                   | ..     | ..             | ..   | ..    | ..    | ..      | ..     | ..    | ..     | ..           | ..   | ..    | ..    | ..      | ..      | ..                | ..                      | 1932-33 |         |         |
| ..                                   | ..     | ..             | ..   | ..    | ..    | ..      | ..     | ..    | ..     | ..           | ..   | ..    | ..    | ..      | ..      | ..                | ..                      | 1933-34 |         |         |
| ..                                   | ..     | ..             | ..   | ..    | ..    | ..      | ..     | ..    | ..     | ..           | ..   | ..    | ..    | ..      | ..      | ..                | ..                      | 1934-35 |         |         |
| ..                                   | ..     | ..             | ..   | ..    | ..    | ..      | ..     | ..    | ..     | ..           | ..   | ..    | ..    | ..      | ..      | ..                | ..                      | 1935-36 |         |         |
| <b>COCHIN—</b>                       |        |                |      |       |       |         |        |       |        |              |      |       |       |         |         |                   |                         |         |         |         |
| 1                                    | 8,584  | ..             | ..   | ..    | ..    | ..      | ..     | 1     | 2,744  | ..           | ..   | ..    | 2     | 6,278   | ..      | ..                | 2                       | 6,278   | 1931-32 |         |
| 2                                    | 7,495  | ..             | ..   | 1     | 912   | ..      | ..     | 1     | 1,725  | ..           | ..   | ..    | 4     | 10,182  | ..      | ..                | 4                       | 10,182  | 1932-33 |         |
| 4                                    | 18,120 | ..             | ..   | 1     | 120   | ..      | ..     | ..    | ..     | ..           | ..   | ..    | 5     | 18,246  | ..      | ..                | 5                       | 18,246  | 1933-34 |         |
| 1                                    | 8,408  | ..             | ..   | 8     | 818   | ..      | ..     | 4     | 9,048  | ..           | ..   | ..    | 8     | 18,274  | ..      | ..                | 8                       | 18,274  | 1934-35 |         |
| 6                                    | 19,916 | ..             | ..   | ..    | ..    | ..      | ..     | 6     | 10,278 | ..           | ..   | 1     | 182   | 12      | 20,194  | 1                 | 182                     | 18      | 20,326  | 1935-36 |
| <b>DIANUSKODI—</b>                   |        |                |      |       |       |         |        |       |        |              |      |       |       |         |         |                   |                         |         |         |         |
| 1                                    | 377    | ..             | ..   | ..    | ..    | 1       | 83     | ..    | ..     | ..           | ..   | 1     | 377   | 1       | 83      | 3                 | 460                     | 1931-32 |         |         |
| 8                                    | 1,181  | ..             | ..   | ..    | ..    | ..      | ..     | ..    | ..     | ..           | ..   | 8     | 1,181 | ..      | ..      | 8                 | 1,181                   | 1932-33 |         |         |
| ..                                   | ..     | ..             | ..   | ..    | ..    | ..      | ..     | ..    | ..     | ..           | ..   | ..    | ..    | ..      | ..      | ..                | ..                      | 1933-34 |         |         |
| ..                                   | ..     | ..             | ..   | ..    | ..    | ..      | ..     | ..    | ..     | ..           | ..   | ..    | ..    | ..      | ..      | ..                | ..                      | 1934-35 |         |         |
| ..                                   | ..     | ..             | ..   | ..    | ..    | ..      | ..     | ..    | ..     | ..           | ..   | ..    | ..    | ..      | ..      | ..                | ..                      | 1935-36 |         |         |
| <b>COONDARPOUR—</b>                  |        |                |      |       |       |         |        |       |        |              |      |       |       |         |         |                   |                         |         |         |         |
| ..                                   | ..     | ..             | ..   | ..    | ..    | ..      | ..     | ..    | ..     | ..           | ..   | ..    | ..    | ..      | ..      | ..                | ..                      | 1931-32 |         |         |
| ..                                   | ..     | ..             | ..   | ..    | ..    | ..      | ..     | ..    | ..     | ..           | ..   | ..    | ..    | ..      | ..      | ..                | ..                      | 1932-33 |         |         |
| ..                                   | ..     | ..             | ..   | ..    | ..    | ..      | ..     | ..    | ..     | ..           | ..   | ..    | ..    | ..      | ..      | ..                | ..                      | 1933-34 |         |         |
| ..                                   | ..     | ..             | ..   | ..    | ..    | ..      | ..     | ..    | ..     | ..           | ..   | ..    | ..    | ..      | ..      | ..                | ..                      | 1934-35 |         |         |
| ..                                   | ..     | ..             | ..   | ..    | ..    | ..      | ..     | ..    | ..     | ..           | ..   | ..    | ..    | ..      | ..      | ..                | ..                      | 1935-36 |         |         |
| <b>TOTAL OF SUBORDINATE PORTS—</b>   |        |                |      |       |       |         |        |       |        |              |      |       |       |         |         |                   |                         |         |         |         |
| 10                                   | 81,189 | 2              | 161  | ..    | ..    | 18      | 2,486  | 5     | 18,817 | ..           | ..   | 21    | 1,515 | 15      | 50,006  | 41                | 4,112                   | 50      | 54,118  | 1931-32 |
| 7                                    | 20,744 | 8              | 808  | 1     | 912   | 18      | 12,156 | 5     | 7,956  | ..           | ..   | 14    | 1,075 | 18      | 29,612  | 25                | 3,584                   | 43      | 33,146  | 1932-33 |
| 15                                   | 88,507 | ..             | ..   | 1     | 120   | 8       | 284    | 2     | 5,967  | ..           | ..   | 16    | 918   | 18      | 44,594  | 19                | 1,197                   | 37      | 45,791  | 1933-34 |
| 7                                    | 19,878 | ..             | ..   | 8     | 818   | 6       | 762    | 8     | 16,628 | ..           | ..   | 21    | 1,406 | 18      | 36,819  | 27                | 2,168                   | 45      | 38,987  | 1934-35 |
| 15                                   | 42,648 | ..             | ..   | ..    | ..    | 4       | 259    | 15    | 31,992 | ..           | ..   | 10    | 2,708 | 80      | 74,685  | 84                | 2,962                   | 64      | 77,597  | 1935-36 |
| <b>TOTAL OF ALL PORTS IN MADRAS—</b> |        |                |      |       |       |         |        |       |        |              |      |       |       |         |         |                   |                         |         |         |         |
| 17                                   | 51,548 | 2              | 161  | ..    | ..    | 19      | 2,522  | 10    | 38,747 | ..           | ..   | 21    | 1,515 | 27      | 85,300  | 42                | 4,198                   | 60      | 80,498  | 1931-32 |
| 16                                   | 46,622 | 8              | 808  | 1     | 912   | 18      | 2,156  | 5     | 7,956  | ..           | ..   | 14    | 1,075 | 22      | 55,490  | 35                | 3,584                   | 57      | 59,024  | 1932-33 |
| 19                                   | 50,167 | ..             | ..   | 1     | 120   | 8       | 284    | 2     | 28,492 | ..           | ..   | 16    | 918   | 26      | 62,779  | 19                | 1,197                   | 45      | 63,976  | 1933-34 |
| 17                                   | 57,807 | ..             | ..   | 8     | 818   | 6       | 762    | 17    | 38,113 | ..           | ..   | 21    | 1,406 | 37      | 96,538  | 27                | 2,168                   | 64      | 98,706  | 1934-35 |
| 24                                   | 70,909 | ..             | ..   | 1     | 1,464 | 9       | 815    | 25    | 68,000 | ..           | ..   | 30    | 2,708 | 50      | 140,878 | 89                | 3,518                   | 89      | 143,891 | 1935-36 |

## SHIPPING AT EACH PORT

No. 7—concluded

NUMBER and TONNAGE of STEAM and SAILING VESSELS, including their REPEATED VOYAGES and INDIA, in each Official Year

| PORT AT WHICH ENTERED            | ENTERED IN BALLAST |         |         |     |                |       |         |       |         |        |         |     |              |       |        |         |         |       |                   |         |        |
|----------------------------------|--------------------|---------|---------|-----|----------------|-------|---------|-------|---------|--------|---------|-----|--------------|-------|--------|---------|---------|-------|-------------------|---------|--------|
|                                  | BRITISH            |         |         |     | BRITISH INDIAN |       |         |       | FOREIGN |        |         |     | NATIVE CRAFT |       | TOTAL  |         |         |       |                   |         |        |
|                                  | STEAM              |         | SAILING |     | STEAM          |       | SAILING |       | STEAM   |        | SAILING |     | SAILING      |       | STEAM  |         | SAILING |       | STEAM AND SAILING |         |        |
| vs.                              | tons               | vs.     | tons    | vs. | tons           | vs.   | tons    | vs.   | tons    | vs.    | tons    | vs. | tons         | vs.   | tons   | vs.     | tons    | vs.   | tons              |         |        |
| BURMA—<br>RANGOON (CHIEF PORT)—  |                    |         |         |     |                |       |         |       |         |        |         |     |              |       |        |         |         |       |                   |         |        |
| 1931-32                          | 36                 | 111,224 | 1       | 108 | ..             | ..    | ..      | ..    | 28      | 58,290 | ..      | ..  | ..           | ..    | 64     | 169,514 | 1       | 108   | 66                | 169,622 |        |
| 1932-33                          | 37                 | 118,088 | ..      | ..  | ..             | ..    | ..      | ..    | 28      | 55,090 | ..      | ..  | ..           | ..    | 65     | 168,178 | ..      | ..    | 65                | 168,178 |        |
| 1933-34                          | 26                 | 81,888  | ..      | ..  | ..             | ..    | ..      | ..    | 15      | 28,763 | ..      | ..  | ..           | ..    | 41     | 110,146 | ..      | ..    | 41                | 110,146 |        |
| 1934-35                          | 29                 | 82,936  | ..      | ..  | ..             | ..    | ..      | ..    | 18      | 38,578 | ..      | ..  | ..           | ..    | 47     | 121,509 | ..      | ..    | 47                | 121,509 |        |
| 1935-36                          | 25                 | 70,085  | ..      | ..  | ..             | ..    | ..      | ..    | 12      | 20,408 | ..      | ..  | ..           | ..    | 37     | 90,493  | ..      | ..    | 37                | 90,493  |        |
| AYYAR—                           |                    |         |         |     |                |       |         |       |         |        |         |     |              |       |        |         |         |       |                   |         |        |
| 1931-32                          | 4                  | 9,761   | ..      | ..  | 0              | 2,282 | 21      | 4,378 | 1       | 1,794  | ..      | ..  | 2            | 168   | 14     | 18,837  | 23      | 4,546 | 37                | 18,888  |        |
| 1932-33                          | 5                  | 12,198  | ..      | ..  | ..             | ..    | 28      | 5,094 | 1       | 1,652  | ..      | ..  | 6            | 1,264 | 6      | 18,848  | 29      | 6,858 | 35                | 20,208  |        |
| 1933-34                          | 3                  | 7,232   | ..      | ..  | 7              | 1,896 | 19      | 4,580 | ..      | ..     | ..      | ..  | ..           | ..    | 10     | 9,178   | 19      | 4,580 | 29                | 18,767  |        |
| 1934-35                          | 6                  | 16,777  | ..      | ..  | ..             | ..    | 29      | 6,690 | 1       | 2,074  | ..      | ..  | 1            | 87    | 7      | 18,851  | 30      | 6,786 | 37                | 25,637  |        |
| 1935-36                          | 6                  | 18,575  | ..      | ..  | ..             | ..    | 30      | 7,238 | ..      | ..     | ..      | ..  | 1            | 81    | 6      | 18,575  | 31      | 7,819 | 37                | 25,894  |        |
| BARSEIN—                         |                    |         |         |     |                |       |         |       |         |        |         |     |              |       |        |         |         |       |                   |         |        |
| 1931-32                          | 14                 | 45,030  | ..      | ..  | ..             | ..    | ..      | ..    | 2       | 5,280  | ..      | ..  | ..           | ..    | 16     | 50,310  | ..      | ..    | 16                | 50,310  |        |
| 1932-33                          | 14                 | 41,932  | ..      | ..  | ..             | ..    | ..      | ..    | 1       | 3,932  | ..      | ..  | ..           | ..    | 15     | 45,854  | ..      | ..    | 15                | 45,854  |        |
| 1933-34                          | 20                 | 64,078  | ..      | ..  | ..             | ..    | 2       | 598   | 3       | 8,795  | ..      | ..  | ..           | ..    | 23     | 72,873  | 2       | 598   | 25                | 73,466  |        |
| 1934-35                          | 10                 | 34,741  | ..      | ..  | ..             | ..    | 1       | 290   | 3       | 8,491  | ..      | ..  | ..           | ..    | 13     | 43,232  | 1       | 290   | 14                | 43,523  |        |
| 1935-36                          | 9                  | 27,773  | ..      | ..  | ..             | ..    | ..      | ..    | 3       | 7,978  | ..      | ..  | ..           | ..    | 12     | 35,751  | ..      | ..    | 12                | 35,751  |        |
| KYAUKPYY—                        |                    |         |         |     |                |       |         |       |         |        |         |     |              |       |        |         |         |       |                   |         |        |
| 1931-32                          | ..                 | ..      | ..      | ..  | ..             | ..    | ..      | ..    | ..      | ..     | ..      | ..  | ..           | ..    | ..     | ..      | ..      | ..    | ..                | ..      |        |
| 1932-33                          | ..                 | ..      | ..      | ..  | ..             | ..    | ..      | ..    | ..      | ..     | ..      | ..  | ..           | ..    | ..     | ..      | ..      | ..    | ..                | ..      |        |
| 1933-34                          | ..                 | ..      | ..      | ..  | ..             | ..    | ..      | ..    | ..      | ..     | ..      | ..  | ..           | ..    | ..     | ..      | ..      | ..    | ..                | ..      |        |
| 1934-35                          | ..                 | ..      | ..      | ..  | ..             | ..    | ..      | ..    | ..      | ..     | ..      | ..  | ..           | ..    | ..     | ..      | ..      | ..    | ..                | ..      |        |
| 1935-36                          | ..                 | ..      | ..      | ..  | ..             | ..    | ..      | ..    | ..      | ..     | ..      | ..  | ..           | ..    | ..     | ..      | ..      | ..    | ..                | ..      |        |
| MERGOI—                          |                    |         |         |     |                |       |         |       |         |        |         |     |              |       |        |         |         |       |                   |         |        |
| 1931-32                          | ..                 | ..      | ..      | ..  | ..             | ..    | ..      | ..    | ..      | ..     | ..      | 16  | 252          | ..    | ..     | 16      | 252     | 16    | 252               | 16      | 252    |
| 1932-33                          | ..                 | ..      | ..      | ..  | ..             | ..    | ..      | ..    | ..      | ..     | ..      | 10  | 314          | ..    | ..     | 10      | 314     | 10    | 314               | 10      | 314    |
| 1933-34                          | ..                 | ..      | ..      | ..  | ..             | ..    | ..      | ..    | ..      | ..     | ..      | 1   | 80           | ..    | ..     | 1       | 80      | 1     | 80                | 1       | 80     |
| 1934-35                          | ..                 | ..      | ..      | ..  | ..             | ..    | ..      | ..    | ..      | ..     | ..      | ..  | ..           | ..    | ..     | ..      | ..      | ..    | ..                | ..      |        |
| 1935-36                          | ..                 | ..      | ..      | ..  | ..             | ..    | ..      | ..    | ..      | ..     | ..      | ..  | ..           | ..    | ..     | ..      | ..      | ..    | ..                | ..      |        |
| MOULMEIN—                        |                    |         |         |     |                |       |         |       |         |        |         |     |              |       |        |         |         |       |                   |         |        |
| 1931-32                          | 17                 | 51,454  | ..      | ..  | ..             | ..    | ..      | 1     | 5,344   | ..     | ..      | ..  | ..           | 18    | 56,798 | ..      | ..      | 18    | 56,798            | 18      | 56,798 |
| 1932-33                          | 14                 | 43,803  | ..      | ..  | ..             | ..    | ..      | 4     | 12,050  | ..     | ..      | ..  | ..           | 18    | 55,853 | ..      | ..      | 18    | 55,853            | 18      | 55,853 |
| 1933-34                          | 12                 | 40,717  | ..      | ..  | ..             | ..    | ..      | 5     | 17,025  | ..     | ..      | ..  | ..           | 17    | 57,742 | ..      | ..      | 17    | 57,742            | 17      | 57,742 |
| 1934-35                          | 16                 | 53,373  | ..      | ..  | ..             | ..    | ..      | 9     | 30,011  | ..     | ..      | ..  | ..           | 25    | 83,384 | ..      | ..      | 25    | 83,384            | 25      | 83,384 |
| 1935-36                          | 6                  | 19,321  | ..      | ..  | ..             | ..    | ..      | 5     | 17,053  | ..     | ..      | ..  | ..           | 11    | 36,379 | ..      | ..      | 11    | 36,379            | 11      | 36,379 |
| SAWDWAY—                         |                    |         |         |     |                |       |         |       |         |        |         |     |              |       |        |         |         |       |                   |         |        |
| 1931-32                          | ..                 | ..      | ..      | ..  | ..             | ..    | ..      | ..    | ..      | ..     | ..      | ..  | ..           | ..    | ..     | ..      | ..      | ..    | ..                | ..      |        |
| 1932-33                          | ..                 | ..      | ..      | ..  | ..             | ..    | ..      | ..    | ..      | ..     | ..      | ..  | ..           | ..    | ..     | ..      | ..      | ..    | ..                | ..      |        |
| 1933-34                          | ..                 | ..      | ..      | ..  | ..             | ..    | ..      | 1     | 21      | ..     | ..      | ..  | ..           | 1     | 21     | ..      | ..      | 1     | 21                | 1       | 21     |
| 1934-35                          | ..                 | ..      | ..      | ..  | ..             | ..    | ..      | ..    | ..      | ..     | ..      | ..  | ..           | ..    | ..     | ..      | ..      | ..    | ..                | ..      |        |
| 1935-36                          | ..                 | ..      | ..      | ..  | ..             | ..    | ..      | ..    | ..      | ..     | ..      | ..  | ..           | ..    | ..     | ..      | ..      | ..    | ..                | ..      |        |
| TAVOY—                           |                    |         |         |     |                |       |         |       |         |        |         |     |              |       |        |         |         |       |                   |         |        |
| 1931-32                          | ..                 | ..      | ..      | ..  | ..             | ..    | ..      | ..    | ..      | ..     | ..      | 3   | 286          | ..    | ..     | 3       | 286     | 3     | 286               | 3       | 286    |
| 1932-33                          | ..                 | ..      | ..      | ..  | ..             | ..    | ..      | ..    | ..      | ..     | ..      | 3   | 157          | ..    | ..     | 3       | 157     | 3     | 157               | 3       | 157    |
| 1933-34                          | ..                 | ..      | ..      | ..  | ..             | ..    | ..      | ..    | ..      | ..     | ..      | ..  | ..           | ..    | ..     | ..      | ..      | ..    | ..                | ..      |        |
| 1934-35                          | ..                 | ..      | ..      | ..  | ..             | ..    | ..      | ..    | ..      | ..     | ..      | ..  | ..           | ..    | ..     | ..      | ..      | ..    | ..                | ..      |        |
| 1935-36                          | ..                 | ..      | ..      | ..  | ..             | ..    | ..      | ..    | ..      | ..     | ..      | ..  | ..           | ..    | ..     | ..      | ..      | ..    | ..                | ..      |        |
| VICTORIA POINT—                  |                    |         |         |     |                |       |         |       |         |        |         |     |              |       |        |         |         |       |                   |         |        |
| 1931-32                          | ..                 | ..      | ..      | ..  | ..             | ..    | ..      | ..    | ..      | ..     | ..      | 15  | 194          | ..    | ..     | 15      | 194     | 15    | 194               | 15      | 194    |
| 1932-33                          | ..                 | ..      | ..      | ..  | ..             | ..    | ..      | ..    | ..      | ..     | ..      | 10  | 95           | ..    | ..     | 10      | 95      | 10    | 95                | 10      | 95     |
| 1933-34                          | ..                 | ..      | ..      | ..  | ..             | ..    | ..      | ..    | ..      | ..     | ..      | 1   | 12           | 15    | 189    | ..      | ..      | 16    | 201               | 16      | 201    |
| 1934-35                          | ..                 | ..      | ..      | ..  | ..             | ..    | ..      | ..    | ..      | ..     | ..      | 4   | 39           | ..    | ..     | 4       | 39      | 4     | 39                | 4       | 39     |
| 1935-36                          | ..                 | ..      | ..      | ..  | ..             | ..    | ..      | ..    | ..      | ..     | ..      | 2   | 27           | ..    | ..     | 2       | 27      | 2     | 27                | 2       | 27     |
| TOTAL OF SUBORDI-<br>NATE PORTS— |                    |         |         |     |                |       |         |       |         |        |         |     |              |       |        |         |         |       |                   |         |        |
| 1931-32                          | 36                 | 106,246 | ..      | ..  | 9              | 2,282 | 21      | 4,378 | 4       | 12,418 | ..      | ..  | 36           | 900   | 48     | 120,945 | 57      | 5,278 | 105               | 126,223 |        |
| 1932-33                          | 33                 | 97,928  | ..      | ..  | ..             | ..    | 28      | 5,094 | 6       | 17,624 | ..      | ..  | 29           | 1,830 | 39     | 115,552 | 52      | 6,924 | 91                | 122,476 |        |
| 1933-34                          | 35                 | 112,077 | ..      | ..  | 7              | 1,896 | 21      | 5,182 | 9       | 25,841 | 2       | 92  | 15           | 189   | 51     | 139,814 | 88      | 5,468 | 89                | 145,277 |        |
| 1934-35                          | 32                 | 104,691 | ..      | ..  | ..             | ..    | 30      | 6,989 | 13      | 40,576 | ..      | ..  | 5            | 126   | 45     | 145,407 | 35      | 7,115 | 80                | 152,522 |        |
| 1935-36                          | 21                 | 65,669  | ..      | ..  | ..             | ..    | 30      | 7,238 | 8       | 25,036 | ..      | ..  | 6            | 246   | 29     | 90,705  | 38      | 7,484 | 65                | 98,189  |        |
| TOTAL OF ALL PORTS<br>IN BURMA—  |                    |         |         |     |                |       |         |       |         |        |         |     |              |       |        |         |         |       |                   |         |        |
| 1931-32                          | 71                 | 217,469 | 1       | 108 | 9              | 2,282 | 21      | 4,378 | 32      | 70,708 | ..      | ..  | 36           | 900   | 112    | 290,459 | 95      | 5,336 | 170               | 295,845 |        |
| 1932-33                          | 70                 | 211,016 | ..      | ..  | ..             | ..    | 28      | 5,094 | 26      | 72,714 | ..      | ..  | 29           | 1,830 | 99     | 288,730 | 52      | 6,924 | 151               | 290,654 |        |
| 1933-34                          | 61                 | 198,460 | ..      | ..  | 7              | 1,896 | 21      | 5,182 | 24      | 84,804 | 2       | 92  | 15           | 189   | 92     | 249,960 | 38      | 5,468 | 130               | 255,428 |        |
| 1934-35                          | 61                 | 187,827 | ..      | ..  | ..             | ..    | 30      | 6,989 | 31      | 79,149 | ..      | ..  | 5            | 126   | 92     | 266,976 | 35      | 7,115 | 127               | 274,091 |        |
| 1935-36                          | 46                 | 141,754 | ..      | ..  | ..             | ..    | 30      | 7,238 | 20      | 45,444 | ..      | ..  | 6            | 246   | 66     | 187,198 | 39      | 7,484 | 102               | 194,682 |        |





AND NATIONALITY OF VESSELS

that ENTERED and CLEARED with CARGOES from and to each COUNTRY at PORTS in BRITISH INDIA,  
Trade with each country, in the Official Year 1935-36

| NATIONALITY |      |         |        |         |        |         |        |         |         |         |         | COUNTRIES WHENCE ENTERED AND TO WHICH CLEARED            |
|-------------|------|---------|--------|---------|--------|---------|--------|---------|---------|---------|---------|--|
| DANISH      |      |         |        | DUTCH   |        |         |        | GERMAN  |         |         |         |  |
| Entered     |      | Cleared |        | Entered |        | Cleared |        | Entered |         | Cleared |         |  |
| vessels     | tons | vessels | tons   | vessels | tons   | vessels | tons   | vessels | tons    | vessels | tons    |  |
| ..          | ..   | 1       | 5,481  | ..      | ..     | ..      | ..     | ..      | ..      | ..      | ..      | UNITED KINGDOM AND BRITISH POSSESSIONS—                  |
| ..          | ..   | ..      | ..     | ..      | ..     | ..      | ..     | ..      | ..      | ..      | ..      | Steam } UNITED KINGDOM                                   |
| ..          | ..   | ..      | ..     | ..      | ..     | ..      | ..     | ..      | ..      | ..      | ..      | Steam } PALESTINE  |
| ..          | ..   | ..      | ..     | ..      | ..     | ..      | ..     | 1       | 4,708   | ..      | ..      | Steam } ADEN AND DEPENDENCIES                            |
| ..          | ..   | ..      | ..     | ..      | ..     | ..      | ..     | ..      | ..      | ..      | ..      | Steam } BAHRAIN ISLANDS                                  |
| ..          | ..   | ..      | ..     | ..      | ..     | ..      | ..     | ..      | ..      | ..      | ..      | Steam } MALDIVES   |
| ..          | ..   | ..      | ..     | ..      | ..     | ..      | ..     | ..      | ..      | ..      | ..      | Steam } MALDIVES   |
| ..          | ..   | 1       | 2,771  | ..      | ..     | ..      | ..     | 2       | 8,538   | 6       | 25,175  | Steam } Ceylon   |
| ..          | ..   | ..      | ..     | ..      | ..     | ..      | ..     | ..      | ..      | ..      | ..      | Sailing } Ceylon   |
| ..          | ..   | 1       | 2,771  | 6       | 5,646  | 8       | 10,802 | 4       | 17,925  | ..      | ..      | Steam } STRAITS SETTLEMENTS                              |
| ..          | ..   | ..      | ..     | ..      | ..     | ..      | ..     | ..      | ..      | ..      | ..      | Sailing } STRAITS SETTLEMENTS                            |
| ..          | ..   | ..      | ..     | ..      | ..     | ..      | ..     | ..      | ..      | ..      | ..      | Steam } FEDERATED MALAY STATES                           |
| ..          | ..   | ..      | ..     | ..      | ..     | ..      | ..     | ..      | ..      | ..      | ..      | Steam } GOLD COAST                                       |
| ..          | ..   | ..      | ..     | ..      | ..     | ..      | ..     | ..      | ..      | ..      | ..      | Steam } BRITISH BORNEO                                   |
| ..          | ..   | ..      | ..     | ..      | ..     | ..      | ..     | ..      | ..      | ..      | ..      | Steam } HONGKONG   |
| ..          | ..   | ..      | ..     | ..      | ..     | ..      | ..     | ..      | ..      | ..      | ..      | Steam } GAMBIA   |
| ..          | ..   | ..      | ..     | ..      | ..     | ..      | ..     | ..      | ..      | ..      | ..      | Steam } NIGERIA  |
| ..          | ..   | ..      | ..     | ..      | ..     | ..      | ..     | ..      | ..      | ..      | ..      | Steam } PROTECTORATE OF SOUTH-WEST AFRICA                |
| ..          | ..   | ..      | ..     | 2       | 9,879  | ..      | ..     | 1       | 8,868   | 1       | 4,886   | Steam } UNION OF SOUTH AFRICA                            |
| ..          | ..   | ..      | ..     | ..      | ..     | ..      | ..     | ..      | ..      | ..      | ..      | Steam } MAURITIUS AND DEPENDENCIES (EXCLUDING SEYHELLES) |
| ..          | ..   | ..      | ..     | ..      | ..     | ..      | ..     | ..      | ..      | ..      | ..      | Steam } KENYA COLONY (INCLUDING ZANZIBAR AND PEMBA)      |
| ..          | ..   | ..      | ..     | ..      | ..     | ..      | ..     | ..      | ..      | ..      | ..      | Steam } TANGANYIKA TERRITORY                             |
| ..          | ..   | ..      | ..     | ..      | ..     | ..      | ..     | ..      | ..      | ..      | ..      | Steam } ANGLO-EGYPTIAN SUDAN                             |
| ..          | ..   | ..      | ..     | 1       | 4,458  | 1       | 4,044  | ..      | ..      | ..      | ..      | Steam } CANADA   |
| ..          | ..   | ..      | ..     | ..      | ..     | ..      | ..     | ..      | ..      | ..      | ..      | Steam } BAHAMAS  |
| ..          | ..   | ..      | ..     | ..      | ..     | ..      | ..     | ..      | ..      | ..      | ..      | Steam } BRITISH WEST INDIA ISLANDS                       |
| ..          | ..   | ..      | ..     | ..      | ..     | ..      | ..     | ..      | ..      | ..      | ..      | Steam } BRITISH GUIANA                                   |
| ..          | ..   | ..      | ..     | ..      | ..     | ..      | ..     | ..      | ..      | ..      | ..      | Steam } COMMONWEALTH OF AUSTRALIA                        |
| ..          | ..   | ..      | ..     | ..      | ..     | ..      | ..     | ..      | ..      | ..      | ..      | Steam } OTHER BRITISH PACIFIC ISLANDS                    |
| ..          | ..   | ..      | ..     | ..      | ..     | ..      | ..     | ..      | ..      | ..      | ..      | Steam } TERRITORY OF PAPUA (BRITISH NEW GUINEA)          |
| ..          | ..   | ..      | ..     | ..      | ..     | ..      | ..     | ..      | ..      | ..      | ..      | Steam } NEW ZEALAND                                      |
| ..          | ..   | ..      | ..     | ..      | ..     | ..      | ..     | ..      | ..      | ..      | ..      | Steam } FIJI ISLANDS                                     |
| ..          | ..   | 8       | 11,023 | 9       | 19,983 | 10      | 39,668 | 8       | 34,418  | 7       | 30,011  | Steam } TOTAL UNITED KINGDOM AND BRITISH POSSESSIONS     |
| ..          | ..   | ..      | ..     | ..      | ..     | ..      | ..     | ..      | ..      | ..      | ..      | Sailing } TOTAL UNITED KINGDOM AND BRITISH POSSESSIONS   |
| ..          | ..   | 8       | 11,023 | 9       | 19,983 | 10      | 39,668 | 8       | 34,418  | 7       | 30,011  | Total } TOTAL UNITED KINGDOM AND BRITISH POSSESSIONS     |
| ..          | ..   | ..      | ..     | 1       | 2,665  | ..      | ..     | ..      | ..      | ..      | ..      | FOREIGN COUNTRIES—                                       |
| ..          | ..   | ..      | ..     | ..      | ..     | ..      | ..     | ..      | ..      | ..      | ..      | Steam } UNION OF SOVIET SOCIALIST REPUBLICS              |
| ..          | ..   | 1       | 5,481  | ..      | ..     | ..      | ..     | ..      | ..      | ..      | ..      | Steam } GEORGIA  |
| ..          | ..   | ..      | ..     | ..      | ..     | ..      | ..     | ..      | ..      | ..      | ..      | Steam } FINLAND  |
| ..          | ..   | ..      | ..     | ..      | ..     | ..      | ..     | ..      | ..      | ..      | ..      | Steam } SWEDEN   |
| ..          | ..   | ..      | ..     | ..      | ..     | ..      | ..     | ..      | ..      | ..      | ..      | Steam } NORWAY   |
| ..          | ..   | 2       | 6,701  | ..      | ..     | ..      | ..     | ..      | ..      | ..      | ..      | Steam } DENMARK  |
| ..          | ..   | ..      | ..     | ..      | ..     | ..      | ..     | ..      | ..      | ..      | ..      | Steam } POLAND   |
| ..          | ..   | ..      | ..     | 9       | 35,282 | 4       | 13,986 | 78      | 362,206 | 97      | 436,738 | Steam } GERMANY  |
| ..          | ..   | ..      | ..     | ..      | ..     | ..      | ..     | ..      | ..      | ..      | ..      | Sailing } GERMANY  |
| ..          | ..   | ..      | ..     | 14      | 61,855 | 1       | 8,823  | ..      | ..      | 1       | 4,594   | Steam } NETHERLANDS                                      |
| ..          | ..   | ..      | ..     | ..      | ..     | ..      | ..     | 4       | 20,609  | 6       | 28,383  | Steam } BELGIUM  |
| ..          | ..   | ..      | ..     | ..      | ..     | 1       | 3,848  | ..      | ..      | 7       | 30,783  | Steam } FRANCE   |
| ..          | ..   | ..      | ..     | ..      | ..     | ..      | ..     | ..      | ..      | ..      | ..      | Sailing } FRANCE   |
| ..          | ..   | ..      | ..     | ..      | ..     | ..      | ..     | ..      | ..      | ..      | ..      | Steam } SPAIN  |
| ..          | ..   | ..      | ..     | ..      | ..     | ..      | ..     | ..      | ..      | ..      | ..      | Steam } PORTUGAL   |
| ..          | ..   | ..      | ..     | ..      | ..     | ..      | ..     | ..      | ..      | 1       | 4,899   | Steam } ITALY  |
| ..          | ..   | ..      | ..     | ..      | ..     | ..      | ..     | ..      | ..      | ..      | ..      | Steam } GREECE   |
| ..          | ..   | ..      | ..     | ..      | ..     | ..      | ..     | ..      | ..      | ..      | ..      | Steam } TURKEY, EUROPEAN                                 |
| ..          | ..   | ..      | ..     | ..      | ..     | ..      | ..     | ..      | ..      | ..      | ..      | Steam } TURKEY, ASIATIC                                  |
| ..          | ..   | ..      | ..     | ..      | ..     | ..      | ..     | ..      | ..      | ..      | ..      | Sailing } TURKEY, ASIATIC                                |

GENERAL TABLES  
SHIPPING

( 701 )

No. 8—continued

TRADE WITH EACH COUNTRY

NUMBER and TONNAGE of STEAM and SAILING VESSELS, including their REPEATED VOYAGES, that distinguishing the NATIONALITY of the vessels employed in the

| COUNTRIES WHENCE ENTERED AND TO WHICH CLEARED                   | NATIONALITY                         |       |           |       |  |      |         |        |
|---|-------------------------------------|-------|-----------|-------|--|------|---------|--------|
|   | BRITISH (OTHER THAN BRITISH INDIAN) |       |           |       | BRITISH INDIAN (OTHER THAN NATIVE CRAFT) |      |         |        |
|   | Entered                             |       | Cleared   |       | Entered                                  |      | Cleared |        |
|   | vessels                             | tons  | vessels   | tons  | vessels                                  | tons | vessels | tons   |
| FOREIGN COUNTRIES—continued                                     |                                     |       |           |       |  |      |         |        |
| MASKAT TERRITORY AND TRUCIAL OMAN                               | Steam                               | ..    | ..        | ..    | ..                                       | ..   | ..      | ..     |
|   | Sailing                             | ..    | ..        | ..    | ..                                       | ..   | ..      | ..     |
| OTHER NATIVE STATES IN ARABIA                                   | Steam                               | 11    | 32,507    | 9     | 25,270                                   | ..   | ..      | 16     |
|   | Sailing                             | ..    | ..        | ..    | ..                                       | ..   | ..      | 44,244 |
| IRAQ  | Steam                               | 118   | 233,180   | 105   | 202,477                                  | ..   | ..      | ..     |
| IRAN  | Steam                               | ..    | ..        | ..    | ..                                       | ..   | ..      | ..     |
| HANJAH ISLAND   | Steam                               | 52    | 188,809   | 24    | 87,654                                   | ..   | ..      | ..     |
| SUMATRA   | Steam                               | ..    | ..        | ..    | ..                                       | ..   | ..      | ..     |
|   | Sailing                             | 3     | 7,362     | 1     | 8,240                                    | ..   | ..      | ..     |
| JAVA  | Steam                               | 24    | 77,065    | 19    | 68,810                                   | ..   | ..      | ..     |
| BORNEO (DUTCH)  | Steam                               | 1     | 3,878     | ..    | ..                                       | ..   | ..      | ..     |
| CELEBES AND OTHER ISLANDS                                       | Steam                               | ..    | ..        | ..    | ..                                       | ..   | ..      | ..     |
| SIAM  | Steam                               | 10    | 31,113    | ..    | ..                                       | ..   | ..      | ..     |
|   | Sailing                             | ..    | ..        | ..    | ..                                       | ..   | ..      | ..     |
| INDO-CHINA (INCLUDING COCHIN-CHINA, ETC.)                       | Steam                               | 10    | 30,371    | 1     | 3,089                                    | ..   | ..      | ..     |
| PHILIPPINES   | Steam                               | ..    | ..        | ..    | ..                                       | ..   | ..      | ..     |
| FORMOSA   | Steam                               | ..    | ..        | ..    | ..                                       | ..   | ..      | ..     |
| CHINA (EXCLUSIVE OF HONGKONG AND MACAO)                         | Steam                               | 22    | 67,512    | 16    | 45,159                                   | ..   | ..      | ..     |
| KOREA   | Steam                               | ..    | ..        | ..    | ..                                       | ..   | ..      | ..     |
| JAPAN   | Steam                               | 104   | 490,336   | 109   | 502,607                                  | ..   | ..      | ..     |
| EGYPT   | Steam                               | 8     | 9,247     | 8     | 27,378                                   | ..   | ..      | ..     |
| TUNIS   | Steam                               | ..    | ..        | ..    | ..                                       | ..   | ..      | ..     |
| ALGERIA   | Steam                               | ..    | ..        | ..    | ..                                       | ..   | ..      | ..     |
| FRENCH WEST AFRICA  | Steam                               | ..    | ..        | 2     | 6,254                                    | ..   | ..      | ..     |
| PORTUGUESE EAST AFRICA  | Steam                               | ..    | ..        | ..    | ..                                       | ..   | ..      | ..     |
|   | Sailing                             | 5     | 17,323    | 3     | 5,076                                    | ..   | ..      | ..     |
| MADAGASCAR  | Steam                               | ..    | ..        | 10    | 25,375                                   | ..   | ..      | ..     |
|   | Sailing                             | ..    | ..        | ..    | ..                                       | ..   | ..      | ..     |
| REUNION   | Steam                               | ..    | ..        | 1     | 3,147                                    | ..   | ..      | ..     |
| GERMAN EAST AFRICA  | Steam                               | ..    | ..        | ..    | ..                                       | ..   | ..      | ..     |
| ITALIAN EAST AFRICA (SERRA AND SOMALILAND)                      | Steam                               | ..    | ..        | ..    | ..                                       | ..   | ..      | ..     |
| ENGLAND   | Steam                               | ..    | ..        | ..    | ..                                       | ..   | ..      | ..     |
| FRENCH SOMALILAND   | Steam                               | ..    | ..        | ..    | ..                                       | ..   | ..      | ..     |
|   | Sailing                             | ..    | ..        | ..    | ..                                       | ..   | ..      | ..     |
| UNITED STATES OF AMERICA  | Steam                               | 56    | 211,205   | 105   | 425,197                                  | ..   | ..      | ..     |
|   | Sailing                             | ..    | ..        | ..    | ..                                       | ..   | ..      | ..     |
| CUBA  | Steam                               | ..    | ..        | 1     | 2,023                                    | ..   | ..      | ..     |
|   | Sailing                             | ..    | ..        | ..    | ..                                       | ..   | ..      | ..     |
| PORTO RICO  | Steam                               | ..    | ..        | ..    | ..                                       | ..   | ..      | ..     |
| WEST INDIES (FRENCH)  | Steam                               | 1     | 3,119     | ..    | ..                                       | ..   | ..      | ..     |
| MEXICO  | Steam                               | 2     | 5,781     | 1     | 3,427                                    | ..   | ..      | ..     |
| BRASIL  | Steam                               | ..    | ..        | ..    | ..                                       | ..   | ..      | ..     |
| COSTA RICA  | Steam                               | ..    | ..        | ..    | ..                                       | ..   | ..      | ..     |
| URUGUAY   | Steam                               | ..    | ..        | ..    | ..                                       | ..   | ..      | ..     |
| COLOMBIA  | Steam                               | ..    | ..        | ..    | ..                                       | ..   | ..      | ..     |
| DUTCH GUIANA  | Steam                               | ..    | ..        | ..    | ..                                       | ..   | ..      | ..     |
| ARGENTINE REPUBLIC  | Steam                               | 1     | 4,256     | 13    | 44,221                                   | ..   | ..      | ..     |
| CHILE   | Steam                               | ..    | ..        | 2     | 5,156                                    | ..   | ..      | ..     |
|   | Sailing                             | ..    | ..        | ..    | ..                                       | ..   | ..      | ..     |
| PAGE  | Steam                               | ..    | ..        | ..    | ..                                       | ..   | ..      | ..     |
|   | Sailing                             | ..    | ..        | ..    | ..                                       | ..   | ..      | ..     |
| OTHER DUTCH POSSESSIONS IN THE EAST                             | Steam                               | ..    | ..        | 1     | 5,365                                    | ..   | ..      | ..     |
| ECUADOR   | Steam                               | ..    | ..        | 1     | 2,612                                    | ..   | ..      | ..     |
| OTHER ISLANDS IN THE PACIFIC                                    | Steam                               | ..    | ..        | ..    | ..                                       | ..   | ..      | ..     |
|   | Sailing                             | ..    | ..        | ..    | ..                                       | ..   | ..      | ..     |
| TOTAL FOREIGN COUNTRIES   | Steam                               | 486   | 1,474,202 | 581   | 1,861,872                                | ..   | ..      | 16     |
|   | Sailing                             | ..    | ..        | ..    | ..                                       | ..   | ..      | 44,244 |
|   | Total                               | 486   | 1,474,202 | 581   | 1,861,872                                | ..   | ..      | 60,488 |
| TOTAL UNITED KINGDOM, BRITISH POSSESSIONS AND FOREIGN COUNTRIES | Steam                               | 1,742 | 5,422,050 | 1,778 | 5,534,155                                | ..   | ..      | 85     |
|   | Sailing                             | ..    | ..        | ..    | ..                                       | 41   | 4,768   | 180    |
|   | Total                               | 1,742 | 5,422,050 | 1,778 | 5,534,155                                | 41   | 4,768   | 265    |

## AND NATIONALITY OF VESSELS

ENTERED and CLEARED with CARGOES from and to each COUNTRY at PORTS in BRITISH INDIA,  
Trade with each country, in the Official Year 1935-36—continued

| NATIONALITY |        |         |        |         |         |         |         |         |         |         |         | COUNTRIES WHENCE ENTERED AND TO WHICH CLEARED |
|-------------|--------|---------|--------|---------|---------|---------|---------|---------|---------|---------|---------|---|
| DANISH      |        |         |        | DUTCH   |         |         |         | GERMAN  |         |         |         |   |
| Entered     |        | Cleared |        | Entered |         | Cleared |         | Entered |         | Cleared |         |   |
| vessels     | tons   | vessels | tons   | vessels | tons    | vessels | tons    | vessels | tons    | vessels | tons    |   |
| ..          | ..     | ..      | ..     | ..      | ..      | ..      | ..      | ..      | ..      | ..      | ..      | FOREIGN COUNTRIES—continued                   |
| ..          | ..     | ..      | ..     | ..      | ..      | ..      | ..      | ..      | ..      | ..      | ..      | Steam } MANKAT TERRITORY AND TRUCIAL          |
| ..          | ..     | ..      | ..     | ..      | ..      | ..      | ..      | ..      | ..      | ..      | ..      | Sailing } OMAN                                |
| ..          | ..     | ..      | ..     | ..      | ..      | ..      | ..      | ..      | ..      | ..      | ..      | Steam } OTHER NATIVE STATES IN ARABIA         |
| ..          | ..     | ..      | ..     | ..      | ..      | ..      | ..      | 1       | 4,570   | ..      | ..      | Steam } IRAQ                                  |
| ..          | ..     | ..      | ..     | 4       | 12,378  | ..      | ..      | 3       | 10,738  | ..      | ..      | Steam } IRAN                                  |
| ..          | ..     | ..      | ..     | ..      | ..      | ..      | ..      | ..      | ..      | ..      | ..      | Steam } HENZHAM ISLAND                        |
| ..          | ..     | ..      | ..     | 7       | 6,656   | 22      | 20,840  | 1       | 3,968   | ..      | ..      | Steam } SUMATRA                               |
| ..          | ..     | ..      | ..     | ..      | ..      | ..      | ..      | ..      | ..      | ..      | ..      | Sailing } JAWA                                |
| ..          | ..     | ..      | ..     | 4       | 10,437  | 8       | 37,724  | 4       | 14,777  | ..      | ..      | Steam } BORNEO (DUTCH)                        |
| ..          | ..     | ..      | ..     | 1       | 2,999   | ..      | ..      | ..      | ..      | ..      | ..      | Steam } CELEBES AND OTHER ISLANDS             |
| ..          | ..     | ..      | ..     | ..      | ..      | ..      | ..      | ..      | ..      | ..      | ..      | Steam } SIAM                                  |
| 6           | 10,440 | 1       | 2,771  | 1       | 2,771   | ..      | ..      | ..      | ..      | ..      | ..      | Steam } INDO-CHINA (INCLUDING COCHIN          |
| ..          | ..     | ..      | ..     | ..      | ..      | ..      | ..      | ..      | ..      | ..      | ..      | Steam } CHINA, ETC.)                          |
| ..          | ..     | ..      | ..     | ..      | ..      | ..      | ..      | ..      | ..      | ..      | ..      | Steam } PHILIPPINES                           |
| ..          | ..     | ..      | ..     | ..      | ..      | ..      | ..      | ..      | ..      | ..      | ..      | Steam } FORMOSA                               |
| 7           | 9,471  | 8       | 10,814 | 1       | 1,358   | ..      | ..      | ..      | ..      | ..      | ..      | Steam } CHINA (EXCLUDING HONGKONG AND         |
| ..          | ..     | ..      | ..     | ..      | ..      | ..      | ..      | ..      | ..      | ..      | ..      | Steam } MAOIO)                                |
| ..          | ..     | ..      | ..     | ..      | ..      | ..      | ..      | ..      | ..      | ..      | ..      | Steam } KOREA                                 |
| ..          | ..     | ..      | ..     | ..      | ..      | ..      | ..      | 1       | 4,376   | ..      | ..      | Steam } JAPAN                                 |
| 1           | 1,311  | ..      | ..     | ..      | ..      | ..      | ..      | ..      | ..      | 2       | 9,735   | Steam } EGYPT                                 |
| ..          | ..     | ..      | ..     | ..      | ..      | ..      | ..      | ..      | ..      | ..      | ..      | Steam } TUNIS                                 |
| ..          | ..     | ..      | ..     | ..      | ..      | ..      | ..      | ..      | ..      | ..      | ..      | Steam } ALGERIA                               |
| ..          | ..     | ..      | ..     | ..      | ..      | ..      | ..      | ..      | ..      | ..      | ..      | Steam } FRENCH WEST AFRICA                    |
| ..          | ..     | ..      | ..     | ..      | ..      | ..      | ..      | ..      | ..      | ..      | ..      | Steam } PORTUGUESE EAST AFRICA                |
| ..          | ..     | ..      | ..     | ..      | ..      | ..      | ..      | ..      | ..      | ..      | ..      | Sailing } MADAGASCAR                          |
| ..          | ..     | ..      | ..     | ..      | ..      | ..      | ..      | ..      | ..      | ..      | ..      | Steam } REUNION                               |
| ..          | ..     | ..      | ..     | ..      | ..      | ..      | ..      | ..      | ..      | ..      | ..      | Steam } GERMAN EAST AFRICA                    |
| ..          | ..     | ..      | ..     | ..      | ..      | ..      | ..      | ..      | ..      | ..      | ..      | Steam } ITALIAN EAST AFRICA (EITREA AND       |
| ..          | ..     | ..      | ..     | ..      | ..      | ..      | ..      | ..      | ..      | ..      | ..      | Steam } SOMALILAND)                           |
| ..          | ..     | ..      | ..     | ..      | ..      | ..      | ..      | ..      | ..      | ..      | ..      | Sailing } FRENCH SOMALILAND                   |
| ..          | ..     | ..      | ..     | 10      | 82,318  | 17      | 75,304  | ..      | ..      | ..      | ..      | Steam } UNITED STATES OF AMERICA              |
| ..          | ..     | ..      | ..     | ..      | ..      | ..      | ..      | ..      | ..      | ..      | ..      | Steam } CUBA                                  |
| ..          | ..     | ..      | ..     | ..      | ..      | ..      | ..      | ..      | ..      | ..      | ..      | Steam } PORTO RICO                            |
| ..          | ..     | ..      | ..     | ..      | ..      | ..      | ..      | ..      | ..      | ..      | ..      | Steam } WEST INDIES (FRENCH)                  |
| ..          | ..     | ..      | ..     | ..      | ..      | ..      | ..      | ..      | ..      | ..      | ..      | Steam } MEXICO                                |
| ..          | ..     | ..      | ..     | ..      | ..      | ..      | ..      | ..      | ..      | ..      | ..      | Steam } BRAZIL                                |
| ..          | ..     | ..      | ..     | ..      | ..      | ..      | ..      | ..      | ..      | ..      | ..      | Steam } COSTA RICA                            |
| ..          | ..     | ..      | ..     | ..      | ..      | ..      | ..      | ..      | ..      | ..      | ..      | Steam } URUGUAY                               |
| ..          | ..     | ..      | ..     | ..      | ..      | ..      | ..      | ..      | ..      | ..      | ..      | Steam } COLOMBIA                              |
| ..          | ..     | ..      | ..     | ..      | ..      | ..      | ..      | ..      | ..      | ..      | ..      | Steam } DUTCH GUIANA                          |
| ..          | ..     | ..      | ..     | ..      | ..      | ..      | ..      | ..      | ..      | ..      | ..      | Steam } ARGENTINE REPUBLIC                    |
| ..          | ..     | ..      | ..     | ..      | ..      | ..      | ..      | ..      | ..      | ..      | ..      | Sailing } CHILE                               |
| ..          | ..     | ..      | ..     | ..      | ..      | ..      | ..      | ..      | ..      | ..      | ..      | Steam } PERU                                  |
| ..          | ..     | ..      | ..     | ..      | ..      | ..      | ..      | ..      | ..      | ..      | ..      | Steam } OTHER DUTCH POSSESSIONS IN THE        |
| ..          | ..     | ..      | ..     | ..      | ..      | ..      | ..      | ..      | ..      | ..      | ..      | Steam } EAST                                  |
| ..          | ..     | ..      | ..     | ..      | ..      | ..      | ..      | ..      | ..      | ..      | ..      | Steam } EQUADOR                               |
| ..          | ..     | ..      | ..     | ..      | ..      | ..      | ..      | ..      | ..      | ..      | ..      | Steam } OTHER ISLANDS IN THE PACIFIC          |
| 14          | 80,231 | 12      | 25,767 | 61      | 218,714 | 58      | 155,525 | 92      | 421,228 | 114     | 515,082 | Steam } TOTAL FOREIGN COUNTRIES               |
| ..          | ..     | ..      | ..     | ..      | ..      | ..      | ..      | ..      | ..      | ..      | ..      | Sailing } ..                                  |
| 14          | 80,231 | 12      | 25,767 | 61      | 218,714 | 58      | 155,525 | 92      | 421,228 | 114     | 515,082 | Total } ..                                    |
| 14          | 80,231 | 15      | 36,790 | 70      | 238,697 | 63      | 195,188 | 100     | 455,641 | 121     | 545,093 | Steam } TOTAL UNITED KINGDOM:                 |
| ..          | ..     | ..      | ..     | ..      | ..      | ..      | ..      | ..      | ..      | ..      | ..      | Sailing } BRITISH POSSESSIONS AND             |
| 14          | 80,231 | 15      | 36,790 | 70      | 238,697 | 63      | 195,188 | 100     | 455,641 | 121     | 545,093 | Total } FOREIGN COUNTRIES                     |

GENERAL TABLES  
SHIPPING

( 703 )

No. 8—continued

TRADE WITH EACH COUNTRY

NUMBER and TONNAGE of STEAM and SAILING VESSELS, including their REPEATED VOYAGES, that distinguishing the NATIONALITY of the vessels employed in the Trade with

| COUNTRIES WHENCE ENTERED AND TO WHICH CLEARED                   | NATIONALITY |         |         |        |         |        |         |        |
|---|-------------|---------|---------|--------|---------|--------|---------|--------|
|   | FRANCE      |         |         |        | GREEK   |        |         |        |
|   | Entered     |         | Cleared |        | Entered |        | Cleared |        |
|   | vessels     | tons    | vessels | tons   | vessels | tons   | vessels | tons   |
| UNITED KINGDOM AND BRITISH POSSESSIONS—                         |             |         |         |        |         |        |         |        |
| UNITED KINGDOM  | ..          | ..      | ..      | ..     | ..      | ..     | 5       | 14,424 |
| ADEN AND DEPENDENCIES   | ..          | ..      | ..      | ..     | 5       | 14,201 | ..      | ..     |
| BALBEIN ISLANDS   | ..          | ..      | ..      | ..     | ..      | ..     | ..      | ..     |
| MALDIVES  | ..          | ..      | ..      | ..     | ..      | ..     | ..      | ..     |
| CEYLON  | ..          | ..      | ..      | ..     | ..      | ..     | ..      | ..     |
| STRAITS SETTLEMENTS   | ..          | ..      | ..      | ..     | ..      | ..     | ..      | ..     |
| FEDERATED MALAY STATES  | ..          | ..      | ..      | ..     | ..      | ..     | ..      | ..     |
| BRITISH BORNEO  | ..          | ..      | ..      | ..     | ..      | ..     | ..      | ..     |
| HONGKONG  | ..          | ..      | ..      | ..     | ..      | ..     | ..      | ..     |
| UNION OF SOUTH AFRICA   | ..          | ..      | ..      | ..     | ..      | ..     | ..      | ..     |
| GAMBIA  | ..          | ..      | ..      | ..     | ..      | ..     | ..      | ..     |
| MAURITIUS AND DEPENDENCIES (INCLUDING SEYHELLES)                | ..          | ..      | ..      | ..     | ..      | ..     | ..      | ..     |
| KENYA COLONY (INCLUDING ZANZIBAR AND PEMBA)                     | ..          | ..      | ..      | ..     | ..      | ..     | ..      | ..     |
| SIERRA LEONE  | ..          | ..      | ..      | ..     | ..      | ..     | ..      | ..     |
| GOLD COAST  | ..          | ..      | ..      | ..     | ..      | ..     | ..      | ..     |
| BRITISH WEST INDIA ISLANDS (EXCLUDING BAHAMAS)                  | ..          | ..      | ..      | ..     | ..      | ..     | ..      | ..     |
| COMMONWEALTH OF AUSTRALIA                                       | ..          | ..      | ..      | ..     | ..      | ..     | ..      | ..     |
| NEW ZEALAND   | ..          | ..      | ..      | ..     | ..      | ..     | ..      | ..     |
| Fiji ISLANDS  | ..          | ..      | ..      | ..     | ..      | ..     | ..      | ..     |
| CANADA  | ..          | ..      | ..      | ..     | ..      | ..     | ..      | ..     |
| TOTAL UNITED KINGDOM AND BRITISH POSSESSIONS                    | ..          | ..      | ..      | ..     | 5       | 14,201 | 5       | 14,424 |
|   | ..          | ..      | ..      | ..     | ..      | ..     | ..      | ..     |
|   | ..          | ..      | ..      | ..     | 5       | 14,201 | 5       | 14,424 |
|   | ..          | ..      | ..      | ..     | ..      | ..     | ..      | ..     |
| FOREIGN COUNTRIES—  |             |         |         |        |         |        |         |        |
| UNION OF SOCIALIST SOVIET REPUBLICS                             | ..          | ..      | ..      | ..     | ..      | ..     | ..      | ..     |
| GEORGIA   | ..          | ..      | ..      | ..     | ..      | ..     | ..      | ..     |
| SWEDEN  | ..          | ..      | ..      | ..     | ..      | ..     | ..      | ..     |
| NORWAY  | ..          | ..      | ..      | ..     | ..      | ..     | ..      | ..     |
| DENMARK   | ..          | ..      | ..      | ..     | ..      | ..     | ..      | ..     |
| POLAND  | ..          | ..      | ..      | ..     | ..      | ..     | ..      | ..     |
| GERMANY   | ..          | ..      | 1       | 3,333  | ..      | ..     | ..      | ..     |
| NETHERLANDS   | ..          | ..      | ..      | ..     | ..      | ..     | 1       | 3,530  |
| BELGIUM   | ..          | ..      | ..      | ..     | ..      | ..     | 2       | 6,008  |
| FRANCE  | 11          | 62,045  | 3       | 13,025 | 1       | 2,815  | 1       | 3,190  |
| SPAIN   | ..          | ..      | ..      | ..     | ..      | ..     | ..      | ..     |
| PORTUGAL  | ..          | ..      | ..      | ..     | ..      | ..     | ..      | ..     |
| ITALY   | ..          | ..      | ..      | ..     | ..      | ..     | ..      | ..     |
| FIUME   | ..          | ..      | ..      | ..     | 1       | 3,630  | ..      | ..     |
| AUSTRIA   | ..          | ..      | ..      | ..     | ..      | ..     | ..      | ..     |
| HUNGARY   | ..          | ..      | ..      | ..     | ..      | ..     | ..      | ..     |
| ROMANIA   | ..          | ..      | ..      | ..     | ..      | ..     | ..      | ..     |
| GREECE  | ..          | ..      | ..      | ..     | ..      | ..     | ..      | ..     |
| TURKEY, ASIATIC   | ..          | ..      | ..      | ..     | ..      | ..     | ..      | ..     |
| OTHER NATIVE STATES IN ARABIA                                   | ..          | ..      | ..      | ..     | ..      | ..     | ..      | ..     |
| IRAQ  | ..          | ..      | ..      | ..     | ..      | ..     | ..      | ..     |
| IRAN  | ..          | ..      | ..      | ..     | ..      | ..     | ..      | ..     |
| SUMATRA   | ..          | ..      | ..      | ..     | ..      | ..     | ..      | ..     |
| JAVA  | ..          | ..      | ..      | ..     | ..      | ..     | ..      | ..     |
| BOENSO (DUTCH)  | ..          | ..      | ..      | ..     | ..      | ..     | ..      | ..     |
| CHILBES AND OTHER ISLANDS                                       | ..          | ..      | ..      | ..     | ..      | ..     | ..      | ..     |
| SIAM  | ..          | ..      | ..      | ..     | ..      | ..     | ..      | ..     |
| INDO-CHINA (INCLUDING COCHIN-CHINA, ETC.)                       | 12          | 69,221  | 1       | 9,608  | 7       | 22,090 | ..      | ..     |
| PHILIPPINES   | ..          | ..      | ..      | ..     | ..      | ..     | ..      | ..     |
| CHINA (EXCLUSIVE OF HONGKONG AND MACAO)                         | ..          | ..      | ..      | ..     | ..      | ..     | ..      | ..     |
| JAPAN   | ..          | ..      | ..      | ..     | ..      | ..     | 2       | 6,007  |
| OTHER DUTCH POSSESSIONS IN THE EAST                             | ..          | ..      | ..      | ..     | ..      | ..     | ..      | ..     |
| EGYPT   | ..          | ..      | ..      | ..     | ..      | ..     | 2       | 7,655  |
| PORTUGUESE EAST AFRICA  | ..          | ..      | ..      | ..     | ..      | ..     | ..      | ..     |
| MADAGASCAR  | ..          | ..      | ..      | ..     | ..      | ..     | ..      | ..     |
| REUNION   | ..          | ..      | ..      | ..     | ..      | ..     | ..      | ..     |
| GERMAN EAST AFRICA  | ..          | ..      | ..      | ..     | ..      | ..     | ..      | ..     |
| MEXICO  | ..          | ..      | ..      | ..     | ..      | ..     | ..      | ..     |
| ITALIAN EAST AFRICA (ERITREA AND SOMALILAND)                    | ..          | ..      | ..      | ..     | ..      | ..     | ..      | ..     |
| FRENCH SOMALILAND   | ..          | ..      | ..      | ..     | ..      | ..     | ..      | ..     |
| FRENCH WEST AFRICA  | ..          | ..      | ..      | ..     | ..      | ..     | 2       | 5,105  |
| UNITED STATES OF AMERICA  | ..          | ..      | ..      | ..     | ..      | ..     | ..      | ..     |
| CUBA  | ..          | ..      | ..      | ..     | ..      | ..     | 1       | 3,488  |
| DUTCH GUIANA  | ..          | ..      | ..      | ..     | ..      | ..     | ..      | ..     |
| CHILE   | ..          | ..      | ..      | ..     | ..      | ..     | ..      | ..     |
| TOTAL FOREIGN COUNTRIES   | 23          | 131,266 | 5       | 26,566 | 9       | 28,544 | 11      | 35,802 |
|   | ..          | ..      | ..      | ..     | ..      | ..     | ..      | ..     |
|   | 23          | 131,266 | 5       | 26,566 | 9       | 28,544 | 11      | 35,802 |
|   | ..          | ..      | ..      | ..     | ..      | ..     | ..      | ..     |
| TOTAL UNITED KINGDOM, BRITISH POSSESSIONS AND FOREIGN COUNTRIES | 23          | 131,266 | 5       | 26,566 | 14      | 42,745 | 16      | 50,226 |
|   | ..          | ..      | ..      | ..     | ..      | ..     | ..      | ..     |
|   | 23          | 131,266 | 5       | 26,566 | 14      | 42,745 | 16      | 50,226 |



## AND NATIONALITY OF VESSELS

ENTERED and CLEARED with CARGOES from and to each COUNTRY at PORTS in BRITISH INDIA, each country, in the Official Year 1935-36—continued

| NATIONALITY |       |         |         |         |         |           |         |         |         | COUNTRIES WHENCE ENTERED AND TO WHICH CLEARED                           |
|-------------|-------|---------|---------|---------|---------|-----------|---------|---------|---------|---|
| BELGIAN     |       | ITALIAN |         |         |         | NORWEGIAN |         |         |         |   |
| Cleared*    |       | Entered |         | Cleared |         | Entered   |         | Cleared |         |   |
| vessels     | tons  | vessels | tons    | vessels | tons    | vessels   | tons    | vessels | tons    |   |
| ..          | ..    | ..      | ..      | 1       | 4,077   | 1         | 1,573   | ..      | ..      | Steam } UNITED KINGDOM AND BRITISH POSSESSIONS—                         |
| ..          | ..    | ..      | ..      | ..      | ..      | ..        | ..      | ..      | ..      | Sailing } UNITED KINGDOM  |
| ..          | ..    | 1       | 3,209   | ..      | ..      | ..        | ..      | ..      | ..      | Steam } ADMN AND DEPENDENCIES   |
| ..          | ..    | ..      | ..      | ..      | ..      | ..        | ..      | ..      | ..      | Steam } BAHRAIN ISLANDS   |
| ..          | ..    | ..      | ..      | ..      | ..      | ..        | ..      | ..      | ..      | Steam } MALDIVES  |
| ..          | ..    | ..      | ..      | 5       | 15,388  | ..        | ..      | 5       | 8,326   | Sailing } CEYLON  |
| ..          | ..    | ..      | ..      | ..      | ..      | 1         | 3,398   | 7       | 7,552   | Steam } STRAITS SETTLEMENTS   |
| ..          | ..    | ..      | ..      | ..      | ..      | ..        | ..      | ..      | ..      | Sailing } FEDERATED MALAY STATES  |
| ..          | ..    | ..      | ..      | ..      | ..      | 4         | 18,688  | ..      | ..      | Steam } BRITISH BORNEO  |
| ..          | ..    | ..      | ..      | ..      | ..      | ..        | ..      | ..      | ..      | Steam } HONGKONG  |
| ..          | ..    | ..      | ..      | ..      | ..      | 1         | 2,608   | ..      | ..      | Steam } UNION OF SOUTH AFRICA   |
| ..          | ..    | ..      | ..      | ..      | ..      | ..        | ..      | 2       | 3,778   | Sailing } GAMBIA  |
| ..          | ..    | ..      | ..      | ..      | ..      | ..        | ..      | ..      | ..      | Steam } MAURITIUS AND DEPENDENCIES (INCLUDING SEYCHELLES)               |
| ..          | ..    | ..      | ..      | ..      | ..      | ..        | ..      | ..      | ..      | Steam } KENYA COLONY (INCLUDING ZANZIBAR AND PEMBA)                     |
| ..          | ..    | ..      | ..      | ..      | ..      | ..        | ..      | ..      | ..      | Sailing } SIERRA LEONE  |
| ..          | ..    | ..      | ..      | ..      | ..      | ..        | ..      | ..      | ..      | Steam } GOLD COAST  |
| ..          | ..    | ..      | ..      | ..      | ..      | ..        | ..      | 2       | 3,573   | Steam } BRITISH WEST INDIA ISLANDS (excluding BAHAMAS)                  |
| ..          | ..    | ..      | ..      | 1       | 5,855   | ..        | ..      | ..      | ..      | Steam } COMMONWEALTH OF AUSTRALIA                                       |
| ..          | ..    | ..      | ..      | ..      | ..      | ..        | ..      | ..      | ..      | Steam } NEW ZEALAND   |
| ..          | ..    | ..      | ..      | ..      | ..      | ..        | ..      | 2       | 4,589   | Steam } FIJI ISLANDS  |
| ..          | ..    | ..      | ..      | ..      | ..      | ..        | ..      | ..      | ..      | Steam } CANADA  |
| ..          | ..    | 1       | 3,209   | 7       | 24,815  | 7         | 21,422  | 18      | 27,768  | Steam } TOTAL UNITED KINGDOM AND BRITISH POSSESSIONS                    |
| ..          | ..    | ..      | ..      | ..      | ..      | ..        | ..      | ..      | ..      | Sailing } TOTAL   |
| ..          | ..    | 1       | 3,209   | 7       | 24,815  | 7         | 21,422  | 18      | 27,768  | Total } FOREIGN COUNTRIES—  |
| ..          | ..    | ..      | ..      | ..      | ..      | 6         | 23,508  | ..      | ..      | Steam } UNION OF SOVIET SOVIET REPUBLICS                                |
| ..          | ..    | ..      | ..      | ..      | ..      | ..        | ..      | ..      | ..      | Steam } GEORGIA   |
| ..          | ..    | ..      | ..      | ..      | ..      | 4         | 18,398  | ..      | ..      | Steam } SWEDEN  |
| ..          | ..    | ..      | ..      | ..      | ..      | 25        | 80,327  | 14      | 47,177  | Steam } NORWAY  |
| ..          | ..    | ..      | ..      | ..      | ..      | ..        | ..      | ..      | ..      | Steam } DENMARK   |
| ..          | ..    | ..      | ..      | ..      | ..      | ..        | ..      | ..      | ..      | Steam } POLAND  |
| ..          | ..    | 1       | 3,139   | ..      | ..      | 1         | 3,821   | 3       | 8,693   | Steam } GERMANY   |
| ..          | ..    | ..      | ..      | 1       | 3,230   | ..        | ..      | ..      | ..      | Sailing } NETHERLANDS   |
| ..          | ..    | ..      | ..      | ..      | ..      | 1         | 1,081   | 2       | 7,076   | Steam } BELGIUM   |
| 1           | 4,703 | ..      | ..      | 8       | 23,227  | ..        | ..      | 2       | 9,340   | Steam } FRANCE  |
| ..          | ..    | ..      | ..      | 1       | 2,198   | ..        | ..      | ..      | ..      | Steam } SPAIN   |
| ..          | ..    | ..      | ..      | 61      | 314,959 | ..        | ..      | ..      | ..      | Steam } PORTUGAL  |
| ..          | ..    | 62      | 309,514 | ..      | ..      | ..        | ..      | ..      | ..      | Steam } ITALY   |
| ..          | ..    | ..      | ..      | ..      | ..      | ..        | ..      | ..      | ..      | Steam } PTOM  |
| ..          | ..    | ..      | ..      | ..      | ..      | ..        | ..      | ..      | ..      | Steam } AUSTRIA   |
| ..          | ..    | ..      | ..      | ..      | ..      | ..        | ..      | ..      | ..      | Steam } HUNGARY   |
| ..          | ..    | ..      | ..      | ..      | ..      | ..        | ..      | ..      | ..      | Steam } ROMANIA   |
| ..          | ..    | ..      | ..      | 1       | 3,061   | ..        | ..      | ..      | ..      | Steam } GREECE  |
| ..          | ..    | ..      | ..      | ..      | ..      | ..        | ..      | ..      | ..      | Sailing } TURKEY, ASIATIC   |
| ..          | ..    | ..      | ..      | ..      | ..      | ..        | ..      | ..      | ..      | Sailing } OTHER NATIVE STATES IN ARABIA                                 |
| ..          | ..    | ..      | ..      | ..      | ..      | 2         | 3,031   | ..      | ..      | Steam } IRAQ  |
| ..          | ..    | ..      | ..      | ..      | ..      | 1         | 5,714   | ..      | ..      | Steam } IRAN  |
| ..          | ..    | ..      | ..      | ..      | ..      | ..        | ..      | ..      | ..      | Steam } SUMATRA   |
| ..          | ..    | 12      | 45,043  | 13      | 43,900  | 1         | 2,159   | ..      | ..      | Steam } JAVA  |
| ..          | ..    | ..      | ..      | ..      | ..      | 3         | 11,375  | ..      | ..      | Steam } BORNEO (DUTCH)  |
| ..          | ..    | ..      | ..      | ..      | ..      | ..        | ..      | ..      | ..      | Steam } CELEBES AND OTHER ISLANDS                                       |
| ..          | ..    | ..      | ..      | ..      | ..      | 35        | 43,979  | 13      | 8,241   | Steam } SIAM  |
| ..          | ..    | ..      | ..      | ..      | ..      | ..        | ..      | ..      | ..      | Sailing } INDIA   |
| ..          | ..    | ..      | ..      | ..      | ..      | ..        | ..      | 1       | 2,936   | Steam } INDO-CHINA (INCLUDING COCHIN-CHINA, ETC.)                       |
| ..          | ..    | 11      | 118,291 | 6       | 60,187  | 24        | 42,982  | 29      | 51,455  | Steam } PHILIPPINES   |
| ..          | ..    | ..      | ..      | ..      | ..      | ..        | ..      | ..      | ..      | Steam } CHINA (EXCLUSIVE OF HONGKONG AND MACAO)                         |
| ..          | ..    | 2       | 7,405   | 5       | 17,482  | ..        | ..      | 1       | 3,492   | Steam } JAPAN   |
| ..          | ..    | 1       | 3,904   | ..      | ..      | 1         | 5,714   | ..      | ..      | Sailing } OTHER DUTCH POSSESSIONS IN THE EAST                           |
| ..          | ..    | ..      | ..      | 1       | 3,795   | 2         | 3,164   | 2       | 9,324   | Steam } EGYPT   |
| ..          | ..    | ..      | ..      | ..      | ..      | ..        | ..      | ..      | ..      | Steam } PORTUGUESE EAST AFRICA  |
| ..          | ..    | ..      | ..      | ..      | ..      | ..        | ..      | ..      | ..      | Steam } MADAGASCAR  |
| ..          | ..    | ..      | ..      | ..      | ..      | ..        | ..      | ..      | ..      | Steam } REUNION   |
| ..          | ..    | ..      | ..      | ..      | ..      | 1         | 2,519   | ..      | ..      | Steam } GERMAN EAST AFRICA  |
| ..          | ..    | ..      | ..      | ..      | ..      | ..        | ..      | ..      | ..      | Steam } MEXICO  |
| ..          | ..    | 1       | 2,570   | 1       | 3,061   | ..        | ..      | ..      | ..      | Steam } ITALIAN EAST AFRICA (BRITISH AND SOMALI-LAND)                   |
| ..          | ..    | ..      | ..      | ..      | ..      | ..        | ..      | ..      | ..      | Steam } FRENCH SOMALILAND   |
| ..          | ..    | ..      | ..      | ..      | ..      | ..        | ..      | ..      | ..      | Sailing } FRENCH WEST AFRICA  |
| ..          | ..    | ..      | ..      | ..      | ..      | 1         | 2,493   | 1       | 2,519   | Sailing } UNITED STATES OF AMERICA                                      |
| ..          | ..    | ..      | ..      | ..      | ..      | ..        | ..      | 1       | 2,501   | Sailing } CUBA  |
| ..          | ..    | ..      | ..      | ..      | ..      | ..        | ..      | ..      | ..      | Steam } DUTCH GUIANA  |
| ..          | ..    | ..      | ..      | ..      | ..      | ..        | ..      | ..      | ..      | Steam } CHILE   |
| 1           | 4,703 | 90      | 487,805 | 97      | 479,998 | 108       | 261,165 | 68      | 149,754 | Steam } TOTAL FOREIGN COUNTRIES   |
| ..          | ..    | ..      | ..      | ..      | ..      | ..        | ..      | ..      | ..      | Sailing } TOTAL   |
| 1           | 4,703 | 90      | 487,805 | 97      | 479,998 | 108       | 261,165 | 68      | 149,754 | Total } TOTAL UNITED KINGDOM, BRITISH POSSESSIONS AND FOREIGN COUNTRIES |
| 1           | 4,703 | 91      | 491,074 | 104     | 504,813 | 115       | 282,587 | 86      | 177,522 | Steam } TOTAL   |
| ..          | ..    | ..      | ..      | ..      | ..      | ..        | ..      | ..      | ..      | Sailing } TOTAL   |
| 1           | 4,703 | 91      | 491,074 | 104     | 504,813 | 115       | 282,587 | 86      | 177,522 | Total } TOTAL   |

\* None entered.

GENERAL TABLES  
SHIPPING

TRADE WITH EACH COUNTRY

NUMBER and TONNAGE of STEAM and SAILING VESSELS, including their REPEATED VOYAGES, that the NATIONALITY of the vessels employed in the Trade

| COUNTRIES WHENCE ENTERED AND TO WHICH CLEARED                   | NATIONALITY |        |         |        |          |         |         |         |         |       |         |       |          |       |
|---|-------------|--------|---------|--------|----------|---------|---------|---------|---------|-------|---------|-------|----------|-------|
|   | SWEDISH     |        |         |        | JAPANESE |         |         |         | CHINESE |       |         |       | RUSSIAN  |       |
|   | Entered     |        | Cleared |        | Entered  |         | Cleared |         | Entered |       | Cleared |       | Cleared* |       |
|   | vessels     | tons   | vessels | tons   | vessels  | tons    | vessels | tons    | vessels | tons  | vessels | tons  | vessels  | tons  |
| <b>UNITED KINGDOM AND BRITISH POSSESSIONS—</b>                  |             |        |         |        |          |         |         |         |         |       |         |       |          |       |
| UNITED KINGDOM  | ..          | ..     | ..      | ..     | ..       | ..      | ..      | ..      | 1       | 1,888 | ..      | ..    | ..       | ..    |
| ADEN AND DEPENDENCIES   | ..          | ..     | ..      | ..     | ..       | ..      | ..      | ..      | ..      | ..    | ..      | ..    | ..       | ..    |
| BALBEIN ISLANDS   | ..          | ..     | ..      | ..     | ..       | ..      | ..      | ..      | ..      | ..    | ..      | ..    | ..       | ..    |
| MALDIVES  | ..          | ..     | ..      | ..     | 1        | 2,698   | 2       | 8,110   | ..      | ..    | ..      | ..    | ..       | ..    |
| CYPRUS  | ..          | ..     | ..      | ..     | 4        | 15,774  | 3       | 9,573   | ..      | ..    | ..      | ..    | ..       | ..    |
| STRAITS SETTLEMENTS   | ..          | ..     | ..      | ..     | ..       | ..      | ..      | ..      | ..      | ..    | ..      | ..    | ..       | ..    |
| FEDERATED MALAY STATES  | ..          | ..     | ..      | ..     | ..       | ..      | ..      | ..      | ..      | ..    | ..      | ..    | ..       | ..    |
| BRITISH BORNEO  | ..          | ..     | ..      | ..     | ..       | ..      | ..      | ..      | ..      | ..    | ..      | ..    | ..       | ..    |
| HONGKONG  | ..          | ..     | ..      | ..     | ..       | ..      | ..      | ..      | ..      | ..    | ..      | ..    | ..       | ..    |
| GOLD COAST  | ..          | ..     | ..      | ..     | ..       | ..      | ..      | ..      | ..      | ..    | ..      | ..    | ..       | ..    |
| GAMBIA  | ..          | ..     | ..      | ..     | 1        | 4,195   | 1       | 4,653   | ..      | ..    | ..      | ..    | ..       | ..    |
| UNION OF SOUTH AFRICA   | ..          | ..     | ..      | ..     | ..       | ..      | ..      | ..      | ..      | ..    | ..      | ..    | ..       | ..    |
| MAURITIUS AND DEPENDENCIES (INCLUDING SEYCHELLES)               | ..          | ..     | ..      | ..     | ..       | ..      | ..      | ..      | ..      | ..    | ..      | ..    | ..       | ..    |
| KENYA COLONY (INCLUDING ZANZIBAR AND PEMBA)                     | ..          | ..     | ..      | ..     | ..       | ..      | ..      | ..      | ..      | ..    | ..      | ..    | ..       | ..    |
| TANGANYIKA TERRITORY  | ..          | ..     | ..      | ..     | ..       | ..      | ..      | ..      | ..      | ..    | ..      | ..    | ..       | ..    |
| CANADA  | ..          | ..     | ..      | ..     | ..       | ..      | ..      | ..      | ..      | ..    | ..      | ..    | ..       | ..    |
| COMMONWEALTH OF AUSTRALIA                                       | ..          | ..     | ..      | ..     | ..       | ..      | ..      | ..      | ..      | ..    | ..      | ..    | ..       | ..    |
| FORWARD UNITED KINGDOM AND BRITISH POSSESSIONS                  | ..          | ..     | ..      | ..     | 6        | 22,862  | 6       | 22,042  | 1       | 1,888 | ..      | ..    | ..       | ..    |
| Foreign Possessions   | ..          | ..     | ..      | ..     | ..       | ..      | ..      | ..      | ..      | ..    | ..      | ..    | ..       | ..    |
| Total   | ..          | ..     | ..      | ..     | 6        | 22,862  | 6       | 22,042  | 1       | 1,888 | ..      | ..    | ..       | ..    |
| <b>FOREIGN COUNTRIES—</b>                                       |             |        |         |        |          |         |         |         |         |       |         |       |          |       |
| UNION OF SOVIET SOCIALIST REPUBLICS                             | ..          | ..     | ..      | ..     | ..       | ..      | ..      | ..      | ..      | ..    | ..      | ..    | 1        | 2,364 |
| SWEDEN  | 14          | 44,076 | 18      | 66,897 | ..       | ..      | ..      | ..      | ..      | ..    | ..      | ..    | ..       | ..    |
| NORWAY  | 6           | 18,548 | ..      | ..     | ..       | ..      | ..      | ..      | ..      | ..    | ..      | ..    | ..       | ..    |
| DENMARK   | 1           | 3,267  | ..      | ..     | ..       | ..      | ..      | ..      | ..      | ..    | ..      | ..    | ..       | ..    |
| POLAND (including DANZIG)                                       | ..          | ..     | 1       | 2,712  | ..       | ..      | ..      | ..      | ..      | ..    | ..      | ..    | ..       | ..    |
| GERMANY   | ..          | ..     | ..      | ..     | ..       | ..      | ..      | ..      | ..      | ..    | ..      | ..    | ..       | ..    |
| NETHERLANDS   | ..          | ..     | ..      | ..     | ..       | ..      | ..      | ..      | ..      | ..    | ..      | ..    | ..       | ..    |
| BELGIUM   | ..          | ..     | ..      | 2,262  | ..       | ..      | ..      | ..      | ..      | ..    | ..      | ..    | ..       | ..    |
| FRANCE  | ..          | ..     | ..      | ..     | ..       | ..      | ..      | ..      | ..      | ..    | ..      | ..    | ..       | ..    |
| SPAIN   | ..          | ..     | ..      | ..     | ..       | ..      | ..      | ..      | ..      | ..    | ..      | ..    | ..       | ..    |
| PORTUGAL  | ..          | ..     | ..      | ..     | ..       | ..      | ..      | ..      | ..      | ..    | ..      | ..    | ..       | ..    |
| ITALY   | ..          | ..     | ..      | ..     | ..       | ..      | ..      | ..      | ..      | ..    | ..      | ..    | ..       | ..    |
| AUSTRIA   | ..          | ..     | ..      | ..     | ..       | ..      | ..      | ..      | ..      | ..    | ..      | ..    | ..       | ..    |
| ROMANIA   | ..          | ..     | ..      | ..     | ..       | ..      | ..      | ..      | ..      | ..    | ..      | ..    | ..       | ..    |
| GREECE  | ..          | ..     | ..      | ..     | ..       | ..      | ..      | ..      | ..      | ..    | ..      | ..    | ..       | ..    |
| TURKEY, ASIATIC   | ..          | ..     | ..      | ..     | ..       | ..      | ..      | ..      | ..      | ..    | ..      | ..    | ..       | ..    |
| IRAQ  | ..          | ..     | ..      | ..     | 4        | 15,323  | ..      | 7,118   | ..      | ..    | ..      | ..    | ..       | ..    |
| MASQAT TERRITORY AND TRUCIAL OMAN                               | ..          | ..     | ..      | ..     | ..       | ..      | ..      | ..      | ..      | ..    | ..      | ..    | ..       | ..    |
| IRAN  | ..          | ..     | ..      | ..     | ..       | ..      | ..      | ..      | ..      | ..    | ..      | ..    | ..       | ..    |
| SIAM  | ..          | ..     | ..      | ..     | 5        | 19,725  | ..      | ..      | ..      | ..    | ..      | ..    | ..       | ..    |
| INDO-CHINA (INCLUDING COCHIN-CHINA, ETC.)                       | ..          | ..     | ..      | ..     | ..       | ..      | ..      | ..      | ..      | ..    | ..      | ..    | ..       | ..    |
| SUMATRA   | ..          | ..     | ..      | ..     | 10       | 34,641  | 1       | 4,264   | 2       | 4,000 | ..      | ..    | ..       | ..    |
| PHILIPPINES   | ..          | ..     | ..      | ..     | ..       | ..      | ..      | ..      | ..      | ..    | ..      | ..    | ..       | ..    |
| JAVA  | ..          | ..     | ..      | ..     | 2        | 8,502   | ..      | ..      | ..      | ..    | ..      | ..    | ..       | ..    |
| BORNEO (DUTCH)  | ..          | ..     | ..      | ..     | ..       | ..      | ..      | ..      | ..      | ..    | ..      | ..    | ..       | ..    |
| CHINA (EXCLUSIVE OF HONGKONG AND MACAO)                         | ..          | ..     | ..      | ..     | ..       | ..      | ..      | ..      | ..      | ..    | 2       | 3,664 | ..       | ..    |
| KOREA   | ..          | ..     | ..      | ..     | 165      | 603,231 | 164     | 646,981 | ..      | ..    | 1       | 1,926 | ..       | ..    |
| JAPAN   | ..          | ..     | ..      | ..     | 2        | 8,131   | ..      | ..      | ..      | ..    | ..      | ..    | ..       | ..    |
| OTHER DUTCH POSSESSIONS IN THE EAST                             | ..          | ..     | ..      | ..     | ..       | ..      | ..      | ..      | ..      | ..    | ..      | ..    | ..       | ..    |
| EGYPT   | ..          | ..     | ..      | ..     | ..       | ..      | ..      | ..      | ..      | ..    | ..      | ..    | ..       | ..    |
| CYPRUS AND OTHER ISLANDS  | ..          | ..     | ..      | ..     | ..       | ..      | ..      | ..      | ..      | ..    | ..      | ..    | ..       | ..    |
| FRANCE WEST AFRICA  | ..          | ..     | ..      | ..     | 1        | 4,264   | ..      | ..      | ..      | ..    | ..      | ..    | ..       | ..    |
| PORTUGUESE EAST AFRICA  | ..          | ..     | ..      | ..     | ..       | ..      | ..      | ..      | ..      | ..    | ..      | ..    | ..       | ..    |
| MADAGASCAR  | ..          | ..     | ..      | ..     | ..       | ..      | ..      | ..      | ..      | ..    | ..      | ..    | ..       | ..    |
| ETHIOPIA  | ..          | ..     | ..      | ..     | ..       | ..      | ..      | ..      | ..      | ..    | ..      | ..    | ..       | ..    |
| ITALIAN EAST AFRICA (ERITREA AND SOMALILAND)                    | ..          | ..     | ..      | ..     | ..       | ..      | ..      | ..      | ..      | ..    | ..      | ..    | ..       | ..    |
| GERMAN EAST AFRICA  | ..          | ..     | ..      | ..     | ..       | ..      | ..      | ..      | ..      | ..    | ..      | ..    | ..       | ..    |
| UNITED STATES OF AMERICA  | ..          | ..     | ..      | ..     | ..       | ..      | ..      | ..      | ..      | ..    | ..      | ..    | ..       | ..    |
| CUBA  | ..          | ..     | ..      | ..     | ..       | ..      | ..      | ..      | ..      | ..    | ..      | ..    | ..       | ..    |
| TOTAL FOREIGN COUNTRIES   | 21          | 66,491 | 20      | 62,871 | 189      | 763,707 | 167     | 657,358 | 2       | 4,000 | 3       | 5,480 | 1        | 2,364 |
| Foreign Countries   | ..          | ..     | ..      | ..     | ..       | ..      | ..      | ..      | ..      | ..    | ..      | ..    | ..       | ..    |
| Total   | 21          | 66,491 | 20      | 62,871 | 189      | 763,707 | 167     | 657,358 | 2       | 4,000 | 3       | 5,480 | 1        | 2,364 |
| Foreign Countries   | ..          | ..     | ..      | ..     | ..       | ..      | ..      | ..      | ..      | ..    | ..      | ..    | ..       | ..    |
| Foreign Countries   | ..          | ..     | ..      | ..     | ..       | ..      | ..      | ..      | ..      | ..    | ..      | ..    | ..       | ..    |
| TOTAL UNITED KINGDOM, BRITISH POSSESSIONS AND FOREIGN COUNTRIES | 21          | 66,491 | 20      | 62,871 | 195      | 776,569 | 178     | 679,395 | 3       | 5,888 | 3       | 5,480 | 1        | 2,364 |
| Foreign Countries   | ..          | ..     | ..      | ..     | ..       | ..      | ..      | ..      | ..      | ..    | ..      | ..    | ..       | ..    |
| Total   | 21          | 66,491 | 20      | 62,871 | 195      | 776,569 | 178     | 679,395 | 3       | 5,888 | 3       | 5,480 | 1        | 2,364 |

\* None entered.

AND NATIONALITY OF VESSELS

ENTERED and CLEARED with CARGOES from and to each COUNTRY at PORTS in BRITISH INDIA, distinguishing with each country, in the Official Year 1935-36—continued

| NATIONALITY |         |         |         |           |      |         |      | COUNTRIES WHENCE ENTERED AND TO WHICH CLEARED                   |
|-------------|---------|---------|---------|-----------|------|---------|------|---|
| AMERICAN    |         |         |         | MALDIVIAN |      |         |      |   |
| Entered     |         | Cleared |         | Entered   |      | Cleared |      |   |
| vessels     | tons    | vessels | tons    | vessels   | tons | vessels | tons |   |
| ..          | ..      | ..      | ..      | ..        | ..   | ..      | ..   | UNITED KINGDOM AND BRITISH POSSESSIONS—                         |
| ..          | ..      | ..      | ..      | ..        | ..   | ..      | ..   | Steam UNITED KINGDOM  |
| ..          | ..      | ..      | ..      | ..        | ..   | ..      | ..   | Steam ADEN AND DEPENDENCIES                                     |
| ..          | ..      | ..      | ..      | ..        | ..   | ..      | ..   | Steam BAHRAIN ISLANDS   |
| ..          | ..      | ..      | ..      | 2         | 325  | 2       | 324  | Sailing MALDIVES  |
| ..          | ..      | ..      | ..      | ..        | ..   | ..      | ..   | Sailing OBYLON  |
| ..          | ..      | ..      | ..      | ..        | ..   | ..      | ..   | Steam STRAITS SETTLEMENTS                                       |
| ..          | ..      | ..      | ..      | ..        | ..   | ..      | ..   | Sailing FEDERATED MALAY STATES                                  |
| ..          | ..      | ..      | ..      | ..        | ..   | ..      | ..   | Steam BRITISH BORNEO  |
| ..          | ..      | ..      | ..      | ..        | ..   | ..      | ..   | Steam HONGKONG  |
| ..          | ..      | ..      | ..      | ..        | ..   | ..      | ..   | Steam GOLD COAST  |
| ..          | ..      | ..      | ..      | ..        | ..   | ..      | ..   | Steam GAMBIA  |
| ..          | ..      | ..      | ..      | ..        | ..   | ..      | ..   | Steam UNION OF SOUTH AFRICA                                     |
| ..          | ..      | ..      | ..      | ..        | ..   | ..      | ..   | Sailing MAURITIUS AND DEPENDENCIES (INCLUDING SEYCHELLES)       |
| ..          | ..      | ..      | ..      | ..        | ..   | ..      | ..   | Steam KENYA COLONY (INCLUDING ZAMBIA AND PENBA)                 |
| ..          | ..      | ..      | ..      | ..        | ..   | ..      | ..   | Sailing TANGANYIKA TERRITORY                                    |
| ..          | ..      | ..      | ..      | ..        | ..   | ..      | ..   | Steam CANADA  |
| ..          | ..      | ..      | ..      | ..        | ..   | ..      | ..   | Steam COMMONWEALTH OF AUSTRALIA                                 |
| ..          | ..      | ..      | ..      | 2         | 325  | 2       | 324  | Steam TOTAL UNITED KINGDOM AND BRITISH POSSESSIONS              |
| ..          | ..      | ..      | ..      | 2         | 325  | 2       | 324  | Total FOREIGN COUNTRIES—  |
| ..          | ..      | ..      | ..      | ..        | ..   | ..      | ..   | Steam UNION OF SOCIALIST SOVIET REPUBLICS                       |
| ..          | ..      | ..      | ..      | ..        | ..   | ..      | ..   | Steam SWEDEN  |
| ..          | ..      | ..      | ..      | ..        | ..   | ..      | ..   | Steam NORWAY  |
| ..          | ..      | ..      | ..      | ..        | ..   | ..      | ..   | Steam DENMARK   |
| ..          | ..      | ..      | ..      | ..        | ..   | ..      | ..   | Steam POLAND (INCLUDING DANZIG)                                 |
| ..          | ..      | ..      | ..      | ..        | ..   | ..      | ..   | Steam GERMANY   |
| ..          | ..      | ..      | ..      | ..        | ..   | ..      | ..   | Steam NETHERLANDS   |
| ..          | ..      | ..      | ..      | ..        | ..   | ..      | ..   | Steam BELGIUM   |
| ..          | ..      | ..      | ..      | ..        | ..   | ..      | ..   | Steam FRANCE  |
| ..          | ..      | ..      | ..      | ..        | ..   | ..      | ..   | Steam SPAIN   |
| ..          | ..      | ..      | ..      | ..        | ..   | ..      | ..   | Steam PORTUGAL  |
| ..          | ..      | ..      | ..      | ..        | ..   | ..      | ..   | Steam ITALY   |
| ..          | ..      | ..      | ..      | ..        | ..   | ..      | ..   | Steam AUSTRIA   |
| ..          | ..      | ..      | ..      | ..        | ..   | ..      | ..   | Steam HUNGARY   |
| ..          | ..      | ..      | ..      | ..        | ..   | ..      | ..   | Steam GREECE  |
| ..          | ..      | ..      | ..      | ..        | ..   | ..      | ..   | Steam TURKEY, ASIATIC   |
| ..          | ..      | ..      | ..      | ..        | ..   | ..      | ..   | Sailing MASKAT TERRITORY AND TRUCIAL OMAN                       |
| ..          | ..      | ..      | ..      | ..        | ..   | ..      | ..   | Steam IRAN  |
| ..          | ..      | ..      | ..      | ..        | ..   | ..      | ..   | Steam SIAM  |
| ..          | ..      | ..      | ..      | ..        | ..   | ..      | ..   | Sailing INDO-CHINA (INCLUDING COCHIN CHINA, &c.)                |
| ..          | ..      | ..      | ..      | ..        | ..   | ..      | ..   | Steam SUMATRA   |
| ..          | ..      | ..      | ..      | ..        | ..   | ..      | ..   | Steam PHILIPPINES   |
| ..          | ..      | ..      | ..      | ..        | ..   | ..      | ..   | Steam JAVA  |
| ..          | ..      | ..      | ..      | ..        | ..   | ..      | ..   | Sailing BORNEO (DUTCH)  |
| ..          | ..      | ..      | ..      | ..        | ..   | ..      | ..   | Steam CHINA (EXCLUSIVE OF HONGKONG AND MACAO)                   |
| ..          | ..      | ..      | ..      | ..        | ..   | ..      | ..   | Steam KOREA   |
| ..          | ..      | ..      | ..      | ..        | ..   | ..      | ..   | Steam JAPAN   |
| ..          | ..      | ..      | ..      | ..        | ..   | ..      | ..   | Steam OTHER DUTCH POSSESSIONS IN THE EAST                       |
| ..          | ..      | ..      | ..      | ..        | ..   | ..      | ..   | Steam EGYPT   |
| ..          | ..      | ..      | ..      | ..        | ..   | ..      | ..   | Steam CELEBES AND OTHER ISLANDS                                 |
| ..          | ..      | ..      | ..      | ..        | ..   | ..      | ..   | Steam FRENCH WEST AFRICA  |
| ..          | ..      | ..      | ..      | ..        | ..   | ..      | ..   | Steam PORTUGUESE EAST AFRICA                                    |
| ..          | ..      | ..      | ..      | ..        | ..   | ..      | ..   | Sailing MADAGASCAR  |
| ..          | ..      | ..      | ..      | ..        | ..   | ..      | ..   | Steam REUNION   |
| ..          | ..      | ..      | ..      | ..        | ..   | ..      | ..   | Steam ITALIAN EAST AFRICA (BRITVA AND SOMALILAND)               |
| ..          | ..      | ..      | ..      | ..        | ..   | ..      | ..   | Sailing GERMAN EAST AFRICA                                      |
| ..          | ..      | ..      | ..      | ..        | ..   | ..      | ..   | Steam UNITED STATES OF AMERICA                                  |
| ..          | ..      | ..      | ..      | ..        | ..   | ..      | ..   | Sailing CUBA  |
| ..          | ..      | ..      | ..      | ..        | ..   | ..      | ..   | Steam TOTAL FOREIGN COUNTRIES                                   |
| 68          | 320,924 | 56      | 283,980 | ..        | ..   | ..      | ..   | Total   |
| 68          | 320,924 | 56      | 283,980 | ..        | ..   | ..      | ..   | Steam   |
| ..          | ..      | ..      | ..      | 2         | 325  | 2       | 324  | Sailing   |
| 68          | 320,924 | 56      | 283,980 | 2         | 325  | 2       | 324  | Total   |
| 68          | 320,924 | 56      | 283,980 | 2         | 325  | 2       | 324  | Total UNITED KINGDOM, BRITISH POSSESSIONS AND FOREIGN COUNTRIES |

GENERAL TABLES  
SHIPPING

( 707 )

No. 8—continued.

TRADE WITH EACH COUNTRY

NUMBER and TONNAGE of STEAM and SAILING VESSELS, including their repeated voyages, that ENTERED NATIONALITY of the vessels employed in the Trade with each

| COUNTRIES WHENCE ENTERED AND TO WHICH CLEARED     |         | NATION        |         |         |         |         |      |         |      |
|---|---------|---------------|---------|---------|---------|---------|------|---------|------|
|   |         | TOTAL FOREIGN |         |         |         | NATIVE  |      |         |      |
|   |         | Entered       |         | Cleared |         | Entered |      | Cleared |      |
|   |         | vessels       | tons    | vessels | tons    | vessels | tons | vessels | tons |
| UNITED KINGDOM AND BRITISH POSSESSIONS—           |         |               |         |         |         |         |      |         |      |
| UNITED KINGDOM                                    | Steam   | 1             | 1,678   | 7       | 38,982  | ..      | ..   | ..      | ..   |
|   | Sailing | ..            | ..      | ..      | ..      | ..      | ..   | ..      | ..   |
| PALESTINE   | Steam   | ..            | ..      | ..      | ..      | ..      | ..   | ..      | ..   |
| ADEN AND DEPENDENCIES                             | Steam   | 8             | 24,001  | ..      | ..      | ..      | ..   | ..      | ..   |
|   | Sailing | ..            | ..      | ..      | ..      | ..      | ..   | ..      | ..   |
| BAHRAIN ISLANDS                                   | Steam   | ..            | ..      | ..      | ..      | ..      | ..   | ..      | ..   |
|   | Sailing | ..            | ..      | ..      | ..      | ..      | ..   | ..      | ..   |
| MALDIVES  | Steam   | ..            | ..      | ..      | ..      | ..      | ..   | ..      | ..   |
|   | Sailing | ..            | ..      | ..      | ..      | ..      | ..   | ..      | ..   |
| Ceylon  | Steam   | 2             | 325     | 3       | 324     | ..      | ..   | ..      | ..   |
|   | Sailing | 3             | 11,428  | 10      | 59,771  | ..      | ..   | ..      | ..   |
|   | Sailing | ..            | ..      | ..      | ..      | ..      | ..   | ..      | ..   |
| STRAITS SETTLEMENTS                               | Steam   | 15            | 48,148  | 14      | 30,498  | ..      | ..   | ..      | ..   |
|   | Sailing | ..            | ..      | ..      | ..      | ..      | ..   | ..      | ..   |
| FEDERATED MALAY STATES                            | Steam   | ..            | ..      | ..      | ..      | ..      | ..   | ..      | ..   |
|   | Sailing | ..            | ..      | ..      | ..      | ..      | ..   | ..      | ..   |
| BRITISH BORNEO                                    | Steam   | ..            | ..      | ..      | ..      | ..      | ..   | ..      | ..   |
|   | Sailing | 4             | 18,688  | ..      | ..      | ..      | ..   | ..      | ..   |
| HONGKONG  | Steam   | ..            | ..      | ..      | ..      | ..      | ..   | ..      | ..   |
| GAMBIA  | Steam   | ..            | ..      | 3       | 8,831   | ..      | ..   | ..      | ..   |
| NIGERIA   | Steam   | ..            | ..      | ..      | ..      | ..      | ..   | ..      | ..   |
|   | Sailing | ..            | ..      | ..      | ..      | ..      | ..   | ..      | ..   |
| PROTECTORATE OF SOUTH-WEST AFRICA                 | Steam   | ..            | ..      | ..      | ..      | ..      | ..   | ..      | ..   |
| UNION OF SOUTH AFRICA                             | Steam   | 5             | 20,594  | 1       | 4,886   | ..      | ..   | ..      | ..   |
|   | Sailing | ..            | ..      | ..      | ..      | ..      | ..   | ..      | ..   |
| MAURITIUS AND DEPENDENCIES (INCLUDING SEYCHELLES) | Steam   | ..            | ..      | ..      | ..      | ..      | ..   | ..      | ..   |
|   | Sailing | ..            | ..      | ..      | ..      | ..      | ..   | ..      | ..   |
| SOCOTRA   | Steam   | ..            | ..      | ..      | ..      | ..      | ..   | ..      | ..   |
|   | Sailing | ..            | ..      | ..      | ..      | ..      | ..   | ..      | ..   |
| KENYA COLONY (INCLUDING ZANZIBAR AND PEMBA)       | Steam   | ..            | ..      | ..      | ..      | ..      | ..   | ..      | ..   |
|   | Sailing | ..            | ..      | ..      | ..      | ..      | ..   | ..      | ..   |
| TANGANYIKA TERRITORY                              | Steam   | ..            | ..      | ..      | ..      | ..      | ..   | ..      | ..   |
|   | Sailing | ..            | ..      | ..      | ..      | ..      | ..   | ..      | ..   |
| GOLD COAST  | Steam   | ..            | ..      | ..      | ..      | ..      | ..   | ..      | ..   |
| ANGLO EGYPTIAN SUDAN                              | Steam   | ..            | ..      | ..      | ..      | ..      | ..   | ..      | ..   |
|   | Sailing | ..            | ..      | ..      | ..      | ..      | ..   | ..      | ..   |
| CANADA  | Steam   | 1             | 4,458   | 3       | 8,548   | ..      | ..   | ..      | ..   |
| BRITISH WEST INDIA ISLANDS (EXCLUDING BAHAMAS)    | Steam   | ..            | ..      | 2       | 8,578   | ..      | ..   | ..      | ..   |
|   | Sailing | ..            | ..      | ..      | ..      | ..      | ..   | ..      | ..   |
| TERRITORY OF PAPUA                                | Steam   | ..            | ..      | ..      | ..      | ..      | ..   | ..      | ..   |
| COMMONWEALTH OF AUSTRALIA                         | Steam   | ..            | ..      | 7       | 30,172  | ..      | ..   | ..      | ..   |
| OTHER BRITISH PACIFIC ISLANDS                     | Sailing | ..            | ..      | ..      | ..      | ..      | ..   | ..      | ..   |
| NEW ZEALAND                                       | Steam   | ..            | ..      | ..      | ..      | ..      | ..   | ..      | ..   |
|   | Sailing | ..            | ..      | ..      | ..      | ..      | ..   | ..      | ..   |
| WAVE ISLANDS                                      | Steam   | ..            | ..      | ..      | ..      | ..      | ..   | ..      | ..   |
| TOTAL UNITED KINGDOM AND BRITISH POSSESSIONS      | Steam   | 37            | 117,978 | 56      | 169,746 | ..      | ..   | ..      | ..   |
|   | Sailing | 2             | 325     | 2       | 324     | ..      | ..   | ..      | ..   |
|   | Total   | 39            | 118,303 | 58      | 170,070 | ..      | ..   | ..      | ..   |
| FOREIGN COUNTRIES—                                |         |               |         |         |         |         |      |         |      |
| UNION OF SOCIALIST SOVIET REPUBLICS               | Steam   | 7             | 31,168  | 1       | 2,364   | ..      | ..   | ..      | ..   |
| GEORGIA   | Steam   | ..            | ..      | ..      | ..      | ..      | ..   | ..      | ..   |
| FINLAND   | Steam   | ..            | ..      | 1       | 5,481   | ..      | ..   | ..      | ..   |
| SWEDEN  | Steam   | 18            | 57,974  | 18      | 56,897  | ..      | ..   | ..      | ..   |
| NORWAY  | Steam   | 31            | 104,875 | 13      | 44,095  | ..      | ..   | ..      | ..   |
| DENMARK   | Steam   | 1             | 3,267   | 3       | 9,788   | ..      | ..   | ..      | ..   |
| POLAND  | Steam   | ..            | ..      | ..      | ..      | ..      | ..   | ..      | ..   |
| GERMANY   | Steam   | 89            | 404,448 | 100     | 485,463 | ..      | ..   | ..      | ..   |
|   | Sailing | ..            | ..      | ..      | ..      | ..      | ..   | ..      | ..   |
| NETHERLANDS                                       | Steam   | 14            | 61,855  | 4       | 15,177  | ..      | ..   | ..      | ..   |
| BELGIUM   | Steam   | 5             | 21,690  | 12      | 50,122  | ..      | ..   | ..      | ..   |
| FRANCE  | Steam   | 12            | 64,580  | 22      | 88,972  | ..      | ..   | ..      | ..   |
|   | Sailing | ..            | ..      | ..      | ..      | ..      | ..   | ..      | ..   |
| SPAIN   | Steam   | ..            | ..      | ..      | ..      | ..      | ..   | ..      | ..   |
| PORTUGAL  | Steam   | ..            | ..      | 1       | 2,196   | ..      | ..   | ..      | ..   |
| ITALY   | Steam   | 68            | 318,144 | 62      | 319,858 | ..      | ..   | ..      | ..   |
| PIEMONTE  | Steam   | ..            | ..      | ..      | ..      | ..      | ..   | ..      | ..   |
| AUSTRIA   | Steam   | ..            | ..      | ..      | ..      | ..      | ..   | ..      | ..   |
| HUNGARY   | Steam   | ..            | ..      | ..      | ..      | ..      | ..   | ..      | ..   |
| ROMANIA   | Steam   | ..            | ..      | ..      | ..      | ..      | ..   | ..      | ..   |
| GREECE  | Steam   | ..            | ..      | ..      | ..      | ..      | ..   | ..      | ..   |
| TURKEY, EUROPEAN                                  | Steam   | ..            | ..      | 1       | 8,061   | ..      | ..   | ..      | ..   |
| TURKEY, ASIATIC                                   | Sailing | ..            | ..      | ..      | ..      | ..      | ..   | ..      | ..   |

AND NATIONALITY OF VESSELS

and CLEARED with CARGOES from and to each COUNTRY at PORTS in BRITISH INDIA, distinguishing the country, in the Official Year 1935-36—continued

| BRITISH INDIAN |       |         |        |         |      |         |       | TOTAL BRITISH, BRITISH INDIAN, FOREIGN, AND NATIVE CRAFT |           |         |           | COUNTRIES WHENCE ENTERED AND TO WHICH CLEARED |  |
|----------------|-------|---------|--------|---------|------|---------|-------|--|-----------|---------|-----------|---|--|
| Entered        |       | Cleared |        | Entered |      | Cleared |       | Entered  |           | Cleared |           |   |  |
| vessels        | tons  | vessels | tons   | vessels | tons | vessels | tons  | vessels  | tons      | vessels | tons      |   |  |
| ..             | ..    | ..      | ..     | ..      | ..   | ..      | ..    | 459  | 2,836,519 | 394     | 2,028,478 | Steam   | UNITED KINGDOM AND BRITISH POSSESSIONS—        |
| ..             | ..    | ..      | ..     | ..      | ..   | ..      | ..    | 1  | 2,602     | ..      | ..        | Sailing                                       | UNITED KINGDOM                                 |
| ..             | ..    | ..      | ..     | ..      | ..   | ..      | ..    | 42   | 124,453   | 2       | 3,702     | Steam   | PALESTINE                                      |
| ..             | ..    | ..      | ..     | ..      | ..   | ..      | ..    | ..   | ..        | 5       | 1,014     | Sailing                                       | ADEN AND DEPENDENCIES                          |
| ..             | ..    | ..      | ..     | ..      | ..   | ..      | ..    | 1  | 1,892     | ..      | ..        | Steam   | BAHRAIN ISLANDS                                |
| 3              | 260   | 3       | 92     | ..      | ..   | 12      | 1,112 | 3  | 269       | 14      | 1,204     | Sailing                                       | MALDIVES                                       |
| ..             | ..    | ..      | ..     | ..      | ..   | ..      | ..    | 2  | 325       | 2       | 324       | Sailing                                       | ..   |
| ..             | ..    | ..      | ..     | ..      | ..   | ..      | ..    | 472  | 372,189   | 520     | 469,621   | Steam   | ..   |
| 85             | 5,966 | 271     | 17,899 | 8       | 75   | 5       | 210   | 129  | 10,804    | 406     | 35,677    | Sailing                                       | ..   |
| ..             | ..    | ..      | ..     | ..      | ..   | ..      | ..    | 241  | 578,645   | 258     | 627,019   | Steam   | ..   |
| ..             | ..    | ..      | ..     | ..      | ..   | ..      | ..    | 4  | 287       | 6       | 404       | Sailing                                       | ..   |
| ..             | ..    | ..      | ..     | ..      | ..   | ..      | ..    | ..   | ..        | ..      | ..        | Steam   | ..   |
| ..             | ..    | ..      | ..     | ..      | ..   | ..      | ..    | 6  | 21,188    | ..      | ..        | Sailing                                       | FEDERATED MALAY STATES                         |
| ..             | ..    | ..      | ..     | ..      | ..   | ..      | ..    | 1  | 3,149     | 1       | 2,134     | Steam   | BRITISH BORNEO                                 |
| ..             | ..    | ..      | ..     | ..      | ..   | ..      | ..    | ..   | ..        | 3       | 8,831     | Steam   | HONGKONG                                       |
| ..             | ..    | ..      | ..     | ..      | ..   | ..      | ..    | ..   | ..        | 2       | 6,427     | Steam   | GAMBIA   |
| ..             | ..    | ..      | ..     | ..      | ..   | ..      | ..    | ..   | ..        | ..      | ..        | Sailing                                       | NIGERIA  |
| ..             | ..    | ..      | ..     | ..      | ..   | ..      | ..    | ..   | ..        | ..      | ..        | Steam   | PROTECTORATE OF SOUTH WEST AFRICA              |
| ..             | ..    | ..      | ..     | ..      | ..   | ..      | ..    | 49   | 185,890   | 64      | 248,696   | Steam   | ..   |
| ..             | ..    | ..      | ..     | ..      | ..   | ..      | ..    | ..   | ..        | ..      | ..        | Sailing                                       | UNION OF SOUTH AFRICA                          |
| ..             | ..    | ..      | ..     | ..      | ..   | ..      | ..    | 7  | 24,029    | 11      | 39,479    | Steam   | ..   |
| ..             | ..    | ..      | ..     | ..      | ..   | ..      | ..    | ..   | ..        | ..      | ..        | Sailing                                       | MAURITIUS AND DEPENDENCIES EXCLUDING SEYHELLES |
| ..             | ..    | ..      | ..     | ..      | ..   | ..      | ..    | ..   | ..        | 5       | 627       | Sailing                                       | SOOCHRA  |
| ..             | ..    | ..      | ..     | ..      | ..   | ..      | ..    | 6  | 17,574    | 3       | 6,062     | Steam   | ..   |
| 6              | 780   | ..      | ..     | ..      | ..   | ..      | ..    | 6  | 780       | ..      | ..        | Sailing                                       | KENYA COLONY (INCLUDING ZANZIBAR AND PEMBA)    |
| ..             | ..    | ..      | ..     | ..      | ..   | ..      | ..    | ..   | ..        | ..      | ..        | Sailing                                       | TANGANYIKA TERRITORY                           |
| ..             | ..    | ..      | ..     | ..      | ..   | ..      | ..    | ..   | ..        | 1       | 3,307     | Steam   | GOLD COAST                                     |
| ..             | ..    | ..      | ..     | ..      | ..   | ..      | ..    | 2  | 4,318     | ..      | ..        | Steam   | ANGLO-EGYPTIAN SUDAN                           |
| ..             | ..    | ..      | ..     | ..      | ..   | ..      | ..    | 21   | 80,845    | 8       | 25,722    | Steam   | CANADA   |
| ..             | ..    | ..      | ..     | ..      | ..   | ..      | ..    | ..   | ..        | 9       | 28,145    | Steam   | BRITISH WEST INDIA ISLANDS (EXCLUDING BAHAMAS) |
| ..             | ..    | ..      | ..     | ..      | ..   | ..      | ..    | ..   | ..        | ..      | ..        | Steam   | TERRITORY OF JAWA                              |
| ..             | ..    | ..      | ..     | ..      | ..   | ..      | ..    | 85   | 311,738   | 49      | 362,600   | Steam   | ..   |
| ..             | ..    | ..      | ..     | ..      | ..   | ..      | ..    | ..   | ..        | ..      | ..        | Sailing                                       | COMMONWEALTH OF AUSTRALIA                      |
| ..             | ..    | ..      | ..     | ..      | ..   | ..      | ..    | ..   | ..        | 1       | 1,866     | Steam   | OTHER BRITISH PACIFIC ISLANDS                  |
| ..             | ..    | ..      | ..     | ..      | ..   | ..      | ..    | ..   | ..        | ..      | ..        | Steam   | NEW ZEALAND                                    |
| ..             | ..    | ..      | ..     | ..      | ..   | ..      | ..    | ..   | ..        | 1       | 2,695     | Steam   | FJI ISLANDS                                    |
| ..             | ..    | ..      | ..     | ..      | ..   | ..      | ..    | 1,343  | 4,065,826 | 1,322   | 3,859,374 | Steam   | ..   |
| 94             | 7,015 | 278     | 17,491 | 7       | 362  | 33      | 3,367 | 144  | 12,465    | 498     | 39,250    | Sailing                                       | TOTAL UNITED KINGDOM AND BRITISH POSSESSIONS   |
| 94             | 7,015 | 278     | 17,491 | 7       | 362  | 33      | 3,367 | 1,487  | 4,078,291 | 1,760   | 3,898,624 | Total   | FOREIGN COUNTRIES—                             |
| ..             | ..    | ..      | ..     | ..      | ..   | ..      | ..    | 17   | 77,139    | 2       | 4,498     | Steam   | UNION OF SOCIALIST SOVIET REPUBLICS            |
| ..             | ..    | ..      | ..     | ..      | ..   | ..      | ..    | ..   | ..        | 1       | 5,481     | Steam   | GEORGIA  |
| ..             | ..    | ..      | ..     | ..      | ..   | ..      | ..    | ..   | ..        | ..      | ..        | Steam   | FINLAND  |
| ..             | ..    | ..      | ..     | ..      | ..   | ..      | ..    | 18   | 57,974    | 18      | 56,897    | Steam   | SWEDEN   |
| ..             | ..    | ..      | ..     | ..      | ..   | ..      | ..    | 31   | 104,875   | 14      | 47,177    | Steam   | NORWAY   |
| ..             | ..    | ..      | ..     | ..      | ..   | ..      | ..    | 1  | 3,267     | 2       | 6,701     | Steam   | DENMARK  |
| ..             | ..    | ..      | ..     | ..      | ..   | ..      | ..    | ..   | ..        | 2       | 6,097     | Steam   | POLAND   |
| ..             | ..    | ..      | ..     | ..      | ..   | ..      | ..    | 89   | 404,448   | 140     | 614,692   | Steam   | ..   |
| ..             | ..    | ..      | ..     | ..      | ..   | ..      | ..    | ..   | ..        | ..      | ..        | Sailing                                       | GERMANY  |
| ..             | ..    | ..      | ..     | ..      | ..   | ..      | ..    | 15   | 74,647    | 9       | 38,539    | Steam   | NETHERLANDS                                    |
| ..             | ..    | ..      | ..     | ..      | ..   | ..      | ..    | 5  | 21,690    | 34      | 118,368   | Steam   | BELGIUM  |
| ..             | ..    | ..      | ..     | ..      | ..   | ..      | ..    | 12   | 64,860    | 57      | 214,489   | Steam   | FRANCE   |
| ..             | ..    | ..      | ..     | ..      | ..   | ..      | ..    | ..   | ..        | ..      | ..        | Sailing                                       | ..   |
| ..             | ..    | ..      | ..     | ..      | ..   | ..      | ..    | ..   | ..        | ..      | ..        | Steam   | SPAIN  |
| ..             | ..    | ..      | ..     | ..      | ..   | ..      | ..    | ..   | ..        | 1       | 2,196     | Steam   | PORTUGAL                                       |
| ..             | ..    | ..      | ..     | ..      | ..   | ..      | ..    | 64   | 324,671   | 68      | 324,439   | Steam   | ITALY  |
| ..             | ..    | ..      | ..     | ..      | ..   | ..      | ..    | ..   | ..        | ..      | ..        | Steam   | YUGOSLAVIA                                     |
| ..             | ..    | ..      | ..     | ..      | ..   | ..      | ..    | ..   | ..        | ..      | ..        | Steam   | AUSTRIA  |
| ..             | ..    | ..      | ..     | ..      | ..   | ..      | ..    | ..   | ..        | ..      | ..        | Steam   | HUNGARY  |
| ..             | ..    | ..      | ..     | ..      | ..   | ..      | ..    | 1  | 1,899     | ..      | ..        | Steam   | ROMANIA  |
| ..             | ..    | ..      | ..     | ..      | ..   | ..      | ..    | ..   | ..        | 1       | 3,061     | Steam   | GREECE   |
| ..             | ..    | ..      | ..     | ..      | ..   | ..      | ..    | ..   | ..        | ..      | ..        | Steam   | TURKEY, EUROPEAN                               |
| ..             | ..    | ..      | ..     | ..      | ..   | ..      | ..    | ..   | ..        | ..      | ..        | Steam   | TURKEY, ASIATIC                                |
| ..             | ..    | 1       | 137    | ..      | ..   | 6       | 534   | ..   | ..        | 7       | 671       | Sailing                                       | ..   |

NUMBER and TONNAGE of STEAM and SAILING VESSELS, including their REPEATED VOYAGES, that ENTERED NATIONALITY of the vessels employed in the Trade with each

| COUNTRIES WHERE ENTERED AND TO WHICH CLEARED                    |         | NATION        |           |         |           |         |      |         |      |
|---|---------|---------------|-----------|---------|-----------|---------|------|---------|------|
|   |         | TOTAL FOREIGN |           |         |           | BRITISH |      |         |      |
|   |         | Entered       |           | Cleared |           | Entered |      | Cleared |      |
|   |         | vessels       | tons      | vessels | tons      | vessels | tons | vessels | tons |
| FOREIGN COUNTRIES—continued                                     |         |               |           |         |           |         |      |         |      |
| MARAT TERRITORY AND TRUCIAL OMAN                                | Steam   | ..            | ..        | ..      | ..        | ..      | ..   | ..      | ..   |
|   | Sailing | ..            | ..        | ..      | ..        | ..      | ..   | ..      | ..   |
| OTHER NATIVE STATES IN ARABIA                                   | Steam   | ..            | ..        | ..      | ..        | ..      | ..   | ..      | ..   |
|   | Sailing | ..            | ..        | ..      | ..        | ..      | ..   | ..      | ..   |
| IRAQ  | Steam   | 5             | 10,898    | 2       | 7,118     | ..      | ..   | ..      | ..   |
|   | Sailing | ..            | ..        | ..      | ..        | ..      | ..   | ..      | ..   |
| IRAN  | Steam   | 9             | 81,148    | ..      | ..        | ..      | ..   | ..      | ..   |
|   | Sailing | ..            | ..        | ..      | ..        | ..      | ..   | ..      | ..   |
| HENZAM ISLAND   | Steam   | ..            | ..        | ..      | ..        | ..      | ..   | ..      | ..   |
|   | Sailing | ..            | ..        | ..      | ..        | ..      | ..   | ..      | ..   |
| SUMATRA   | Steam   | 9             | 16,828    | 22      | 80,840    | ..      | ..   | ..      | ..   |
|   | Sailing | ..            | ..        | ..      | ..        | ..      | ..   | ..      | ..   |
| JAVA  | Steam   | 28            | 80,917    | 20      | 81,524    | ..      | ..   | ..      | ..   |
|   | Sailing | ..            | ..        | ..      | ..        | ..      | ..   | ..      | ..   |
| BORNEO (DUTCH)  | Steam   | 4             | 14,874    | ..      | ..        | ..      | ..   | ..      | ..   |
|   | Sailing | ..            | ..        | ..      | ..        | ..      | ..   | ..      | ..   |
| CEREBES AND OTHER ISLANDS                                       | Steam   | ..            | ..        | ..      | ..        | ..      | ..   | ..      | ..   |
|   | Sailing | ..            | ..        | ..      | ..        | ..      | ..   | ..      | ..   |
| SIAM  | Steam   | 47            | 85,924    | 18      | 11,018    | ..      | ..   | ..      | ..   |
|   | Sailing | ..            | ..        | ..      | ..        | ..      | ..   | ..      | ..   |
| INDO-CHINA (INCLUDING COCHIN CHINA, ETC.)                       | Steam   | 31            | 129,861   | 2       | 18,862    | ..      | ..   | ..      | ..   |
|   | Sailing | ..            | ..        | ..      | ..        | ..      | ..   | ..      | ..   |
| PHILIPPINES   | Steam   | ..            | ..        | 1       | 2,935     | ..      | ..   | ..      | ..   |
|   | Sailing | ..            | ..        | ..      | ..        | ..      | ..   | ..      | ..   |
| CHINA (EXCLUSIVE OF HONGKONG AND MACAO)                         | Steam   | 48            | 170,097   | 45      | 126,010   | ..      | ..   | ..      | ..   |
|   | Sailing | ..            | ..        | ..      | ..        | ..      | ..   | ..      | ..   |
| KOREA   | Steam   | ..            | ..        | ..      | ..        | ..      | ..   | ..      | ..   |
|   | Sailing | ..            | ..        | ..      | ..        | ..      | ..   | ..      | ..   |
| JAPAN   | Steam   | 168           | 675,011   | 178     | 674,948   | ..      | ..   | ..      | ..   |
|   | Sailing | ..            | ..        | ..      | ..        | ..      | ..   | ..      | ..   |
| EGYPT   | Steam   | 8             | 4,475     | 7       | 27,509    | ..      | ..   | ..      | ..   |
|   | Sailing | ..            | ..        | ..      | ..        | ..      | ..   | ..      | ..   |
| CONGO FREE STATE  | Steam   | 3             | 5,472     | ..      | ..        | ..      | ..   | ..      | ..   |
|   | Sailing | ..            | ..        | ..      | ..        | ..      | ..   | ..      | ..   |
| PORTUGUESE EAST AFRICA  | Steam   | ..            | ..        | ..      | ..        | ..      | ..   | ..      | ..   |
|   | Sailing | ..            | ..        | ..      | ..        | ..      | ..   | ..      | ..   |
| MADAGASCAR  | Steam   | ..            | ..        | ..      | ..        | ..      | ..   | ..      | ..   |
|   | Sailing | ..            | ..        | ..      | ..        | ..      | ..   | ..      | ..   |
| REUNION   | Steam   | ..            | ..        | ..      | ..        | ..      | ..   | ..      | ..   |
|   | Sailing | ..            | ..        | ..      | ..        | ..      | ..   | ..      | ..   |
| FRENCH WEST AFRICA  | Steam   | ..            | ..        | 2       | 5,165     | ..      | ..   | ..      | ..   |
|   | Sailing | ..            | ..        | ..      | ..        | ..      | ..   | ..      | ..   |
| ITALIAN EAST AFRICA (ERITREA AND SOMALILAND)                    | Steam   | 1             | 2,570     | 1       | 2,061     | ..      | ..   | ..      | ..   |
|   | Sailing | ..            | ..        | ..      | ..        | ..      | ..   | ..      | ..   |
| FRENCH SOMALILAND   | Steam   | ..            | ..        | ..      | ..        | ..      | ..   | ..      | ..   |
|   | Sailing | ..            | ..        | ..      | ..        | ..      | ..   | ..      | ..   |
| UNITED STATES OF AMERICA  | Steam   | 86            | 401,522   | 74      | 361,753   | ..      | ..   | ..      | ..   |
|   | Sailing | ..            | ..        | ..      | ..        | ..      | ..   | ..      | ..   |
| CUBA  | Steam   | ..            | ..        | 2       | 5,989     | ..      | ..   | ..      | ..   |
|   | Sailing | ..            | ..        | ..      | ..        | ..      | ..   | ..      | ..   |
| MEXICO  | Steam   | 1             | 2,519     | ..      | ..        | ..      | ..   | ..      | ..   |
|   | Sailing | ..            | ..        | ..      | ..        | ..      | ..   | ..      | ..   |
| WEST INDIES   | Steam   | ..            | ..        | ..      | ..        | ..      | ..   | ..      | ..   |
|   | Sailing | ..            | ..        | ..      | ..        | ..      | ..   | ..      | ..   |
| DUTCH GUIANA  | Steam   | ..            | ..        | ..      | ..        | ..      | ..   | ..      | ..   |
|   | Sailing | ..            | ..        | ..      | ..        | ..      | ..   | ..      | ..   |
| ARGENTINE REPUBLIC  | Steam   | ..            | ..        | ..      | ..        | ..      | ..   | ..      | ..   |
|   | Sailing | ..            | ..        | ..      | ..        | ..      | ..   | ..      | ..   |
| CHILE   | Steam   | ..            | ..        | ..      | ..        | ..      | ..   | ..      | ..   |
|   | Sailing | ..            | ..        | ..      | ..        | ..      | ..   | ..      | ..   |
| VENEZUELA   | Steam   | ..            | ..        | ..      | ..        | ..      | ..   | ..      | ..   |
|   | Sailing | ..            | ..        | ..      | ..        | ..      | ..   | ..      | ..   |
| Other Dutch Possessions in the East                             | Steam   | 4             | 17,749    | ..      | ..        | ..      | ..   | ..      | ..   |
| ECUADOR   | Steam   | ..            | ..        | ..      | ..        | ..      | ..   | ..      | ..   |
| CHINESE ISLANDS IN THE PACIFIC                                  | Steam   | ..            | ..        | ..      | ..        | ..      | ..   | ..      | ..   |
|   | Sailing | ..            | ..        | ..      | ..        | ..      | ..   | ..      | ..   |
| TOTAL FOREIGN COUNTRIES   | Steam   | 677           | 2,724,185 | 608     | 2,405,195 | ..      | ..   | ..      | ..   |
|   | Sailing | ..            | ..        | ..      | ..        | ..      | ..   | ..      | ..   |
|   | Total   | 677           | 2,724,185 | 608     | 2,405,195 | ..      | ..   | ..      | ..   |
| TOTAL UNITED KINGDOM, BRITISH POSSESSIONS AND FOREIGN COUNTRIES | Steam   | 714           | 2,842,118 | 664     | 2,574,941 | ..      | ..   | ..      | ..   |
|   | Sailing | 2             | 325       | 2       | 324       | ..      | ..   | ..      | ..   |
|   | Total   | 716           | 2,842,438 | 666     | 2,575,265 | ..      | ..   | ..      | ..   |

AND NATIONALITY OF VESSELS

and CLEARED with CARGOES from and to each COUNTRY at PORTS in BRITISH INDIA, distinguishing the country, in the Official Year 1935-36—concluded.

| ALITY          |        |         |        |         |        |         |        |  |           |         |           | COUNTRIES WHENCE ENTERED AND TO WHICH CLEARED |   |
|----------------|--------|---------|--------|---------|--------|---------|--------|--|-----------|---------|-----------|---|---|
| CRAFT          |        |         |        |         |        |         |        |  |           |         |           |   |   |
| BRITISH INDIAN |        |         |        | FOREIGN |        |         |        | TOTAL BRITISH, BRITISH INDIAN, FOREIGN, AND NATIVE CRAFT |           |         |           |   |   |
| Entered        |        | Cleared |        | Entered |        | Cleared |        | Entered  |           | Cleared |           |   |   |
| vessels        | tons   | vessels | tons   | vessels | tons   | vessels | tons   | vessels  | tons      | vessels | tons      |   |   |
| ..             | ..     | ..      | ..     | ..      | ..     | ..      | ..     | ..   | ..        | ..      | ..        | Steam   | MASCAT TERRITORY AND TRUCIAL OMAN                               |
| 78             | 7,855  | 140     | 18,970 | 70      | 6,086  | 142     | 8,901  | 148  | 18,441    | 182     | 22,871    | Sailing                                       |   |
| ..             | ..     | ..      | ..     | ..      | ..     | ..      | ..     | 11   | 82,507    | 25      | 69,523    | Steam   | OTHER NATIVE STATES IN ARABIA                                   |
| 8              | 454    | ..      | ..     | 21      | 2,516  | 48      | 5,144  | 29   | 2,970     | 48      | 5,144     | Sailing                                       |   |
| ..             | ..     | ..      | ..     | ..      | ..     | ..      | ..     | 128  | 253,082   | 107     | 209,595   | Steam   | IRAQ  |
| 12             | 996    | 13      | 1,647  | 72      | 5,561  | 89      | 7,182  | 84   | 6,557     | 102     | 8,889     | Sailing                                       |   |
| ..             | ..     | ..      | ..     | ..      | ..     | ..      | ..     | 61   | 219,951   | 24      | 37,654    | Steam   | IRAN  |
| 7              | 515    | ..      | ..     | 42      | 1,991  | 6       | 529    | 49   | 2,506     | 6       | 529       | Sailing                                       |   |
| ..             | ..     | ..      | ..     | ..      | ..     | ..      | ..     | ..   | ..        | ..      | ..        | Steam   | HENDJAM ISLAND  |
| ..             | ..     | ..      | ..     | ..      | ..     | ..      | ..     | ..   | ..        | ..      | ..        | Sailing                                       |   |
| ..             | ..     | ..      | ..     | ..      | ..     | ..      | ..     | 12   | 23,680    | 23      | 24,080    | Steam   | SUMATRA   |
| ..             | ..     | ..      | ..     | ..      | ..     | ..      | ..     | ..   | ..        | ..      | ..        | Sailing                                       |   |
| ..             | ..     | ..      | ..     | ..      | ..     | ..      | ..     | 47   | 157,982   | 39      | 145,843   | Steam   | JAVA  |
| ..             | ..     | ..      | ..     | ..      | ..     | ..      | ..     | ..   | ..        | ..      | ..        | Sailing                                       |   |
| ..             | ..     | ..      | ..     | ..      | ..     | ..      | ..     | 5  | 17,252    | ..      | ..        | Steam   | BORNEO (DUTCH)  |
| ..             | ..     | ..      | ..     | ..      | ..     | ..      | ..     | ..   | ..        | ..      | ..        | Sailing                                       |   |
| ..             | ..     | ..      | ..     | ..      | ..     | ..      | ..     | ..   | ..        | ..      | ..        | Steam   | ORANGS AND OTHER ISLANDS  |
| ..             | ..     | ..      | ..     | ..      | ..     | ..      | ..     | ..   | ..        | ..      | ..        | Sailing                                       |   |
| ..             | ..     | ..      | ..     | ..      | ..     | ..      | ..     | 57   | 107,087   | 13      | 11,012    | Steam   | SIAM  |
| 1              | 4      | 3       | 28     | ..      | ..     | 3       | 21     | 1  | 4         | 6       | 40        | Sailing                                       |   |
| ..             | ..     | ..      | ..     | ..      | ..     | ..      | ..     | 41   | 160,282   | 3       | 17,551    | Steam   | INDO-CHINA (INCLUDING COCHIN CHINA, ETC.)                       |
| ..             | ..     | ..      | ..     | ..      | ..     | ..      | ..     | ..   | ..        | ..      | ..        | Sailing                                       |   |
| ..             | ..     | ..      | ..     | ..      | ..     | ..      | ..     | ..   | ..        | 1       | 2,936     | Steam   | PHILIPPINES   |
| ..             | ..     | ..      | ..     | ..      | ..     | ..      | ..     | 65   | 237,609   | 61      | 171,169   | Steam   |   |
| ..             | ..     | ..      | ..     | ..      | ..     | ..      | ..     | ..   | ..        | ..      | ..        | Sailing                                       | CHINA (EXCLUSIVE OF HONGKONG AND MACAO)                         |
| ..             | ..     | ..      | ..     | ..      | ..     | ..      | ..     | ..   | ..        | ..      | ..        | Steam   |   |
| ..             | ..     | ..      | ..     | ..      | ..     | ..      | ..     | ..   | ..        | ..      | ..        | Steam   | KOREA   |
| ..             | ..     | ..      | ..     | ..      | ..     | ..      | ..     | 272  | 1,165,397 | 282     | 1,177,555 | Steam   |   |
| ..             | ..     | ..      | ..     | ..      | ..     | ..      | ..     | ..   | ..        | ..      | ..        | Sailing                                       | JAPAN   |
| ..             | ..     | ..      | ..     | ..      | ..     | ..      | ..     | 6  | 13,722    | 15      | 54,887    | Steam   |   |
| ..             | ..     | ..      | ..     | ..      | ..     | ..      | ..     | ..   | ..        | ..      | ..        | Sailing                                       | EGYPT   |
| ..             | ..     | ..      | ..     | ..      | ..     | ..      | ..     | 8  | 25,695    | 2       | 5,076     | Steam   |   |
| ..             | ..     | 2       | 142    | ..      | ..     | ..      | ..     | ..   | ..        | ..      | ..        | Steam   | CONGO FREE STATE  |
| ..             | ..     | ..      | ..     | ..      | ..     | ..      | ..     | ..   | ..        | ..      | ..        | Sailing                                       |   |
| ..             | ..     | ..      | ..     | ..      | ..     | ..      | ..     | ..   | ..        | 2       | 142       | Sailing                                       | PORTUGUESE EAST AFRICA  |
| ..             | ..     | ..      | ..     | ..      | ..     | ..      | ..     | ..   | ..        | ..      | ..        | Steam   |   |
| ..             | ..     | ..      | ..     | ..      | ..     | ..      | ..     | ..   | ..        | 10      | 25,375    | Steam   | MADAGASCAR  |
| ..             | ..     | ..      | ..     | ..      | ..     | ..      | ..     | ..   | ..        | ..      | ..        | Sailing                                       |   |
| ..             | ..     | ..      | ..     | ..      | ..     | ..      | ..     | ..   | ..        | 1       | 3,147     | Steam   | REUNION   |
| ..             | ..     | ..      | ..     | ..      | ..     | ..      | ..     | ..   | ..        | ..      | ..        | Sailing                                       |   |
| ..             | ..     | ..      | ..     | ..      | ..     | ..      | ..     | ..   | ..        | 4       | 11,419    | Steam   | FRENCH WEST AFRICA  |
| ..             | ..     | ..      | ..     | ..      | ..     | ..      | ..     | ..   | ..        | ..      | ..        | Sailing                                       |   |
| ..             | ..     | ..      | ..     | ..      | ..     | ..      | ..     | 1  | 2,570     | 1       | 3,041     | Steam   | ITALIAN EAST AFRICA (ERITREA AND SOMALILAND)                    |
| ..             | ..     | ..      | ..     | ..      | ..     | ..      | ..     | 2  | 169       | ..      | ..        | Sailing                                       |   |
| ..             | ..     | ..      | ..     | ..      | ..     | ..      | ..     | ..   | ..        | ..      | ..        | Steam   | FRENCH SOMALILAND   |
| ..             | ..     | ..      | ..     | ..      | ..     | ..      | ..     | 142  | 612,727   | 179     | 786,950   | Sailing                                       |   |
| ..             | ..     | ..      | ..     | ..      | ..     | ..      | ..     | ..   | ..        | ..      | ..        | Steam   | UNITED STATES OF AMERICA  |
| ..             | ..     | ..      | ..     | ..      | ..     | ..      | ..     | ..   | ..        | 3       | 8,012     | Sailing                                       |   |
| ..             | ..     | ..      | ..     | ..      | ..     | ..      | ..     | 3  | 8,300     | 1       | 3,427     | Steam   | CUBA  |
| ..             | ..     | ..      | ..     | ..      | ..     | ..      | ..     | 1  | 3,119     | ..      | ..        | Steam   |   |
| ..             | ..     | ..      | ..     | ..      | ..     | ..      | ..     | ..   | ..        | ..      | ..        | Sailing                                       | MEXICO  |
| ..             | ..     | ..      | ..     | ..      | ..     | ..      | ..     | ..   | ..        | ..      | ..        | Steam   |   |
| ..             | ..     | ..      | ..     | ..      | ..     | ..      | ..     | ..   | ..        | ..      | ..        | Sailing                                       | WEST INDIES   |
| ..             | ..     | ..      | ..     | ..      | ..     | ..      | ..     | ..   | ..        | ..      | ..        | Steam   |   |
| ..             | ..     | ..      | ..     | ..      | ..     | ..      | ..     | 1  | 4,256     | 18      | 44,221    | Steam   | DUTCH GUIANA  |
| ..             | ..     | ..      | ..     | ..      | ..     | ..      | ..     | ..   | ..        | ..      | ..        | Sailing                                       |   |
| ..             | ..     | ..      | ..     | ..      | ..     | ..      | ..     | ..   | ..        | 2       | 5,156     | Steam   | ARGENTINE REPUBLIC  |
| ..             | ..     | ..      | ..     | ..      | ..     | ..      | ..     | ..   | ..        | ..      | ..        | Sailing                                       |   |
| ..             | ..     | ..      | ..     | ..      | ..     | ..      | ..     | ..   | ..        | ..      | ..        | Steam   | CHILE   |
| ..             | ..     | ..      | ..     | ..      | ..     | ..      | ..     | ..   | ..        | ..      | ..        | Sailing                                       |   |
| ..             | ..     | ..      | ..     | ..      | ..     | ..      | ..     | ..   | ..        | ..      | ..        | Steam   | VENEZUELA   |
| ..             | ..     | ..      | ..     | ..      | ..     | ..      | ..     | ..   | ..        | ..      | ..        | Sailing                                       |   |
| ..             | ..     | ..      | ..     | ..      | ..     | ..      | ..     | 4  | 17,749    | 1       | 3,365     | Steam   | Other Dutch Possessions in the East                             |
| ..             | ..     | ..      | ..     | ..      | ..     | ..      | ..     | ..   | ..        | 1       | 2,612     | Steam   |   |
| ..             | ..     | ..      | ..     | ..      | ..     | ..      | ..     | ..   | ..        | ..      | ..        | Steam   | ECUADOR   |
| ..             | ..     | ..      | ..     | ..      | ..     | ..      | ..     | ..   | ..        | ..      | ..        | Sailing                                       |   |
| ..             | ..     | ..      | ..     | ..      | ..     | ..      | ..     | ..   | ..        | ..      | ..        | Steam   | OTHER ISLANDS IN THE PACIFIC                                    |
| ..             | ..     | ..      | ..     | ..      | ..     | ..      | ..     | ..   | ..        | ..      | ..        | Sailing                                       |   |
| 106            | 9,324  | 159     | 15,924 | 207     | 16,323 | 294     | 22,321 | 1,113  | 4,198,337 | 1,155   | 4,310,811 | Steam   | TOTAL FOREIGN COUNTRIES   |
| ..             | ..     | ..      | ..     | ..      | ..     | ..      | ..     | 313  | 25,047    | 453     | 38,245    | Sailing                                       |   |
| 106            | 9,324  | 159     | 15,924 | 207     | 16,323 | 294     | 22,321 | 1,426  | 4,223,384 | 1,608   | 4,349,056 | Total   |   |
| 200            | 16,339 | 432     | 33,415 | 214     | 16,685 | 327     | 25,688 | 2,456  | 8,264,168 | 2,477   | 8,170,185 | Steam   | TOTAL UNITED KINGDOM, BRITISH POSSESSIONS AND FOREIGN COUNTRIES |
| ..             | ..     | ..      | ..     | ..      | ..     | ..      | ..     | 457  | 38,112    | 891     | 77,495    | Sailing                                       |   |
| 200            | 16,339 | 432     | 33,415 | 214     | 16,685 | 327     | 25,688 | 2,913  | 8,302,275 | 3,368   | 8,247,680 | Total   |   |

GENERAL TABLES  
SHIPPING

( 711 )

No. 9

TRADE WITH EACH COUNTRY

NUMBER and TONNAGE of STEAM and SAILING VESSELS, including their REPEATED VOYAGES, showing the NATIONALITY of the vessels employed in

| COUNTRIES WHENCE ENTERED AND TO WHICH CLEARED                             | NATIONALITY                         |      |         |      |  |      |         |      |         |      |         |      |         |      |         |      |
|---|-------------------------------------|------|---------|------|--|------|---------|------|---------|------|---------|------|---------|------|---------|------|
|   | BRITISH (OTHER THAN BRITISH INDIAN) |      |         |      | BRITISH INDIAN (OTHER THAN NATIVE CRAFT) |      |         |      | DUTCH   |      |         |      | ITALIAN |      |         |      |
|   | Entered                             |      | Cleared |      | Entered                                  |      | Cleared |      | Entered |      | Cleared |      | Entered |      | Cleared |      |
|   | vessels                             | tons | vessels | tons | vessels                                  | tons | vessels | tons | vessels | tons | vessels | tons | vessels | tons | vessels | tons |
| UNITED KINGDOM AND BRITISH POSSESSIONS—                                   |                                     |      |         |      |  |      |         |      |         |      |         |      |         |      |         |      |
| UNITED KINGDOM . . . . .  | Steam                               | 21   | 92,583  | 11   | 52,204                                   | ..   | ..      | ..   | ..      | ..   | ..      | ..   | ..      | ..   | ..      | ..   |
| PALESTINE . . . . .   | Sailing                             | 1    | 3,242   | ..   | ..                                       | ..   | ..      | ..   | ..      | ..   | ..      | ..   | ..      | ..   | ..      | ..   |
| MALTA AND GORO . . . . .  | Steam                               | ..   | ..      | ..   | ..                                       | ..   | ..      | ..   | ..      | ..   | ..      | ..   | ..      | ..   | ..      | ..   |
| ADEN AND DEPENDENCIES . . . . .   | Steam                               | 2    | 7,424   | 2    | 5,979                                    | ..   | ..      | ..   | ..      | ..   | ..      | ..   | ..      | ..   | ..      | ..   |
| BARRIN ISLANDS . . . . .  | Steam                               | 1    | 2,817   | ..   | ..                                       | ..   | ..      | ..   | ..      | ..   | ..      | ..   | ..      | ..   | ..      | ..   |
| MALDIVES . . . . .  | Sailing                             | ..   | ..      | ..   | ..                                       | ..   | ..      | ..   | ..      | ..   | ..      | ..   | ..      | ..   | ..      | ..   |
| ORYZON . . . . .  | Steam                               | 48   | 142,086 | 17   | 50,312                                   | 1    | 2,326   | 1    | 1,404   | ..   | ..      | ..   | ..      | 1    | 3,328   | ..   |
| STRAITS SETTLEMENTS . . . . .   | Sailing                             | 7    | 22,348  | 6    | 21,856                                   | 98   | 13,389  | 9    | 815     | ..   | ..      | ..   | ..      | ..   | ..      | ..   |
| FEDERATED MALAY STATES . . . . .  | Steam                               | 1    | 3,728   | ..   | ..                                       | ..   | ..      | ..   | ..      | ..   | ..      | ..   | ..      | ..   | ..      | ..   |
| BRITISH BORNEO . . . . .  | Steam                               | 1    | 2,753   | ..   | ..                                       | ..   | ..      | ..   | ..      | ..   | ..      | ..   | ..      | ..   | ..      | ..   |
| HONGKONG . . . . .  | Sailing                             | 2    | 6,027   | 1    | 2,170                                    | ..   | ..      | ..   | ..      | ..   | ..      | ..   | ..      | ..   | ..      | ..   |
| UNION OF SOUTH AFRICA . . . . .   | Steam                               | 2    | 5,766   | ..   | ..                                       | ..   | ..      | ..   | ..      | ..   | ..      | ..   | ..      | ..   | ..      | ..   |
| MAURITIUS AND DEPENDENCIES (INCLUDING SEYCHELLES) . . . . .               | Sailing                             | ..   | ..      | ..   | ..                                       | ..   | ..      | ..   | ..      | ..   | ..      | ..   | ..      | ..   | ..      | ..   |
| KENYA COLONY (INCLUDING ZANZIBAR AND PEMBA) . . . . .                     | Steam                               | 11   | 45,220  | ..   | ..                                       | ..   | ..      | ..   | ..      | ..   | ..      | ..   | ..      | ..   | ..      | ..   |
| TANGANYIKA TERRITORY . . . . .  | Steam                               | 3    | 10,099  | 1    | 3,382                                    | ..   | ..      | ..   | ..      | ..   | ..      | ..   | ..      | ..   | ..      | ..   |
| ANGLO-EGYPTIAN SUDAN . . . . .  | Sailing                             | ..   | ..      | ..   | ..                                       | ..   | ..      | ..   | ..      | ..   | ..      | ..   | ..      | ..   | ..      | ..   |
| CANADA . . . . .  | Steam                               | 2    | 6,308   | 1    | 1,859                                    | ..   | ..      | ..   | ..      | ..   | ..      | ..   | ..      | ..   | ..      | ..   |
| BRITISH GUIANA . . . . .  | Steam                               | 1    | 3,205   | ..   | ..                                       | ..   | ..      | ..   | ..      | ..   | ..      | ..   | ..      | ..   | ..      | ..   |
| COMMONWEALTH OF AUSTRALIA . . . . .                                       | Steam                               | 3    | 11,257  | ..   | ..                                       | ..   | ..      | ..   | ..      | ..   | ..      | ..   | ..      | ..   | ..      | ..   |
| NEW ZEALAND (INCLUDING NAURO AND BR. SAMOA) . . . . .                     | Steam                               | ..   | ..      | ..   | ..                                       | ..   | ..      | ..   | ..      | ..   | ..      | ..   | ..      | ..   | ..      | ..   |
| FIJI ISLANDS . . . . .  | Sailing                             | ..   | ..      | ..   | ..                                       | ..   | ..      | ..   | ..      | ..   | ..      | ..   | ..      | ..   | ..      | ..   |
| OTHER BRITISH PACIFIC ISLANDS . . . . .                                   | Steam                               | 7    | 30,070  | 1    | 2,810                                    | ..   | ..      | ..   | ..      | ..   | ..      | ..   | ..      | ..   | ..      | ..   |
| TOTAL UNITED KINGDOM AND BRITISH POSSESSIONS . . . . .                    | Steam                               | 1    | 4,631   | ..   | ..                                       | ..   | ..      | ..   | ..      | ..   | ..      | ..   | ..      | ..   | ..      | ..   |
| TOTAL   | Sailing                             | 1    | 2,695   | 1    | 2,216                                    | ..   | ..      | ..   | ..      | ..   | ..      | ..   | ..      | ..   | ..      | ..   |
| TOTAL   | Steam                               | 115  | 392,858 | 41   | 142,782                                  | 1    | 2,326   | 1    | 1,404   | ..   | ..      | ..   | ..      | 1    | 3,328   | ..   |
| TOTAL   | Sailing                             | ..   | ..      | ..   | ..                                       | 98   | 13,389  | 9    | 815     | ..   | ..      | ..   | ..      | ..   | ..      | ..   |
| TOTAL   | Total                               | 115  | 392,858 | 41   | 142,782                                  | 99   | 15,715  | 10   | 2,279   | ..   | ..      | ..   | ..      | 1    | 3,328   | ..   |
| FOREIGN COUNTRIES—  |                                     |      |         |      |  |      |         |      |         |      |         |      |         |      |         |      |
| UNION OF SOVIET REPUBLICS . . . . .                                       | Steam                               | ..   | ..      | ..   | ..                                       | ..   | ..      | ..   | ..      | ..   | ..      | ..   | ..      | 1    | 3,621   | ..   |
| GEORGIA . . . . .   | Steam                               | ..   | ..      | ..   | ..                                       | ..   | ..      | ..   | ..      | ..   | ..      | ..   | ..      | ..   | ..      | ..   |
| NORWAY . . . . .  | Steam                               | ..   | ..      | ..   | ..                                       | ..   | ..      | ..   | ..      | ..   | ..      | ..   | ..      | ..   | ..      | ..   |
| DENMARK . . . . .   | Steam                               | ..   | ..      | ..   | ..                                       | ..   | ..      | ..   | ..      | ..   | ..      | ..   | ..      | ..   | ..      | ..   |
| GERMANY . . . . .   | Steam                               | ..   | ..      | ..   | ..                                       | ..   | ..      | ..   | ..      | ..   | ..      | ..   | ..      | ..   | ..      | ..   |
| NETHERLANDS . . . . .   | Steam                               | ..   | ..      | ..   | ..                                       | ..   | ..      | ..   | ..      | 1    | 4,345   | 1    | 4,039   | ..   | ..      | ..   |
| BELGIUM . . . . .   | Steam                               | ..   | ..      | ..   | ..                                       | ..   | ..      | ..   | ..      | ..   | ..      | ..   | ..      | ..   | ..      | ..   |
| FRANCE . . . . .  | Steam                               | ..   | ..      | ..   | ..                                       | ..   | ..      | ..   | ..      | ..   | ..      | ..   | ..      | ..   | ..      | ..   |
| SPAIN . . . . .   | Steam                               | 1    | 3,730   | ..   | ..                                       | ..   | ..      | ..   | ..      | ..   | ..      | ..   | ..      | ..   | ..      | ..   |
| PORTUGAL . . . . .  | Steam                               | ..   | ..      | ..   | ..                                       | ..   | ..      | ..   | ..      | ..   | ..      | ..   | ..      | ..   | ..      | ..   |
| ITALY . . . . .   | Steam                               | ..   | ..      | ..   | ..                                       | ..   | ..      | ..   | ..      | ..   | ..      | ..   | ..      | 6    | 20,284  | 1    |
| AUSTRIA . . . . .   | Steam                               | ..   | ..      | ..   | ..                                       | ..   | ..      | ..   | ..      | ..   | ..      | ..   | ..      | ..   | ..      | ..   |
| YUGOSLAVIA . . . . .  | Steam                               | ..   | ..      | ..   | ..                                       | ..   | ..      | ..   | ..      | ..   | ..      | ..   | ..      | ..   | ..      | ..   |
| GREECE . . . . .  | Steam                               | ..   | ..      | ..   | ..                                       | ..   | ..      | ..   | ..      | ..   | ..      | ..   | ..      | ..   | ..      | ..   |
| TURKEY, EUROPEAN . . . . .  | Steam                               | ..   | ..      | ..   | ..                                       | ..   | ..      | ..   | ..      | ..   | ..      | ..   | ..      | ..   | ..      | ..   |
| TURKEY, ASIATIC . . . . .   | Steam                               | ..   | ..      | ..   | ..                                       | ..   | ..      | ..   | ..      | ..   | ..      | ..   | ..      | ..   | ..      | ..   |
| MANKAT TERRITORY . . . . .  | Steam                               | 1    | 223     | ..   | ..                                       | ..   | ..      | ..   | ..      | ..   | ..      | ..   | ..      | ..   | ..      | ..   |
| TRUCIAL OMAN . . . . .  | Steam                               | ..   | ..      | ..   | ..                                       | ..   | ..      | ..   | ..      | ..   | ..      | ..   | ..      | ..   | ..      | ..   |
| OTHER NATIVE STATES IN ARABIA . . . . .                                   | Steam                               | 4    | 10,089  | ..   | ..                                       | 8    | 21,643  | ..   | ..      | ..   | ..      | ..   | ..      | ..   | ..      | ..   |
| IRAQ . . . . .  | Sailing                             | ..   | ..      | ..   | ..                                       | ..   | ..      | ..   | ..      | ..   | ..      | ..   | ..      | ..   | ..      | ..   |
| IRAN . . . . .  | Steam                               | 8    | 21,597  | 5    | 16,512                                   | ..   | ..      | ..   | ..      | ..   | ..      | ..   | ..      | 1    | 3,509   | ..   |
| HONJAM ISLAND . . . . .   | Steam                               | 6    | 23,876  | 38   | 143,053                                  | ..   | ..      | 1    | 4,176   | ..   | ..      | ..   | ..      | ..   | ..      | ..   |
| SUMATRA . . . . .   | Steam                               | ..   | ..      | ..   | ..                                       | ..   | ..      | ..   | ..      | ..   | ..      | ..   | ..      | ..   | ..      | ..   |
| JAVA . . . . .  | Steam                               | 1    | 3,120   | 1    | 4,283                                    | ..   | ..      | ..   | ..      | ..   | ..      | ..   | ..      | ..   | ..      | ..   |
| BORNEO (DUTCH) . . . . .  | Steam                               | 3    | 8,453   | 13   | 50,855                                   | ..   | ..      | ..   | ..      | 2    | 1,892   | 2    | 4,571   | 8    | 34,296  | 2    |
| CELEBES AND OTHER ISLANDS . . . . .                                       | Steam                               | ..   | ..      | ..   | ..                                       | ..   | ..      | ..   | ..      | 6    | 9,201   | ..   | ..      | ..   | ..      | ..   |
| SIAM . . . . .  | Steam                               | ..   | ..      | ..   | ..                                       | ..   | ..      | ..   | ..      | ..   | ..      | ..   | ..      | ..   | ..      | ..   |
| INDO-CHINA (INCLUDING COCHIN CHINA, ETC.) . . . . .                       | Sailing                             | ..   | ..      | ..   | ..                                       | ..   | ..      | ..   | ..      | ..   | ..      | ..   | ..      | ..   | ..      | ..   |
| PHILIPPINES . . . . .   | Steam                               | ..   | ..      | ..   | ..                                       | ..   | ..      | ..   | ..      | ..   | ..      | ..   | ..      | ..   | ..      | ..   |
| FORMOSA . . . . .   | Steam                               | ..   | ..      | ..   | ..                                       | ..   | ..      | ..   | ..      | ..   | ..      | ..   | ..      | ..   | ..      | ..   |
| CHINA (EXCLUSIVE OF HONGKONG AND MACAO) . . . . .                         | Steam                               | ..   | ..      | ..   | ..                                       | ..   | ..      | ..   | ..      | ..   | ..      | ..   | ..      | ..   | ..      | ..   |
| KOREA . . . . .   | Steam                               | 4    | 14,056  | ..   | ..                                       | ..   | ..      | ..   | ..      | ..   | ..      | ..   | ..      | 1    | 3,581   | 5    |
| JAPAN . . . . .   | Steam                               | ..   | ..      | ..   | ..                                       | ..   | ..      | ..   | ..      | ..   | ..      | ..   | ..      | ..   | ..      | ..   |
| EGYPT . . . . .   | Steam                               | 5    | 16,187  | ..   | ..                                       | ..   | ..      | ..   | ..      | ..   | ..      | ..   | ..      | ..   | ..      | 7    |
| PORTUGUESE EAST AFRICA . . . . .  | Steam                               | 14   | 43,757  | 2    | 5,068                                    | ..   | ..      | ..   | ..      | ..   | ..      | ..   | ..      | ..   | ..      | ..   |
| TUNIS . . . . .   | Steam                               | 8    | 30,721  | ..   | ..                                       | ..   | ..      | ..   | ..      | ..   | ..      | ..   | ..      | ..   | ..      | ..   |
| ALGERIA . . . . .   | Steam                               | ..   | ..      | ..   | ..                                       | ..   | ..      | ..   | ..      | ..   | ..      | ..   | ..      | ..   | ..      | ..   |
| MADAGASCAR . . . . .  | Steam                               | ..   | ..      | ..   | ..                                       | ..   | ..      | ..   | ..      | ..   | ..      | ..   | ..      | ..   | ..      | ..   |
| ITALIAN EAST AFRICA . . . . .   | Steam                               | ..   | ..      | ..   | ..                                       | ..   | ..      | ..   | ..      | ..   | ..      | ..   | ..      | 1    | 4,801   | ..   |
| FRENCH SOMALILAND . . . . .   | Steam                               | 1    | 3,683   | 1    | 2,158                                    | ..   | ..      | ..   | ..      | ..   | ..      | ..   | ..      | ..   | ..      | ..   |
| UNITED STATES OF AMERICA . . . . .  | Steam                               | ..   | ..      | ..   | ..                                       | ..   | ..      | ..   | ..      | ..   | ..      | ..   | ..      | ..   | ..      | ..   |
| CUBA . . . . .  | Steam                               | ..   | ..      | ..   | ..                                       | ..   | ..      | ..   | ..      | ..   | ..      | ..   | ..      | ..   | ..      | ..   |
| BRAZIL . . . . .  | Steam                               | ..   | ..      | ..   | ..                                       | ..   | ..      | ..   | ..      | ..   | ..      | ..   | ..      | ..   | ..      | ..   |
| ARGENTINE REPUBLIC . . . . .  | Steam                               | ..   | ..      | ..   | ..                                       | ..   | ..      | ..   | ..      | ..   | ..      | ..   | ..      | ..   | ..      | ..   |
| CHILE . . . . .   | Sailing                             | ..   | ..      | ..   | ..                                       | ..   | ..      | ..   | ..      | ..   | ..      | ..   | ..      | ..   | ..      | ..   |
| OTHER DUTCH POSSESSIONS IN THE INDIAN SEAS . . . . .                      | Steam                               | ..   | ..      | 1    | 2,978                                    | ..   | ..      | ..   | ..      | ..   | ..      | ..   | ..      | 1    | 2,998   | ..   |
| TOTAL FOREIGN COUNTRIES . . . . .   | Steam                               | 60   | 193,112 | 74   | 266,845                                  | 8    | 21,643  | 1    | 4,176   | 9    | 15,428  | 18   | 69,146  | 12   | 41,098  | 18   |
| TOTAL   | Sailing                             | ..   | ..      | ..   | ..                                       | ..   | ..      | ..   | ..      | ..   | ..      | ..   | ..      | ..   | ..      | ..   |
| TOTAL   | Total                               | 60   | 193,112 | 74   | 266,845                                  | 8    | 21,643  | 1    | 4,176   | 9    | 15,428  | 18   | 69,146  | 12   | 41,098  | 18   |
| TOTAL UNITED KINGDOM, BRITISH POSSESSIONS AND FOREIGN COUNTRIES . . . . . | Steam                               | 175  | 585,965 | 115  | 409,627                                  | 9    | 23,969  | 2    | 5,040   | 9    | 16,428  | 18   | 69,146  | 13   | 44,426  | 18   |
| TOTAL   | Sailing                             | ..   | ..      | ..   | ..                                       | 98   | 13,389  | 9    | 815     | ..   | ..      | ..   | ..      | ..   | ..      | ..   |
| TOTAL   | Total                               | 175  | 585,965 | 115  | 409,627                                  | 107  | 37,358  | 11   | 6,455   | 9    | 16,428  | 18   | 69,146  | 13   | 44,426  | 18   |



AND NATIONALITY OF VESSELS

ENTERED and CLEARED in BALLAST from and to each COUNTRY at PORTS in BRITISH INDIA, distinguish-  
the Trade with each country, in the Official Year 1935-36

| NATIONALITY |         |          |      |           |         |          |      |          |      |          |      |         |      | COUNTRIES WHENCE ENTERED AND TO WHICH CLEARED |   |
|-------------|---------|----------|------|-----------|---------|----------|------|----------|------|----------|------|---------|------|---|---|
| DANISH      |         | SWEDISH  |      | NORWEGIAN |         |          |      | AMERICAN |      | RUSSIAN  |      |         |      |   |   |
| Entered     | Cleared | Entered* |      | Entered   | Cleared | Entered* |      | Entered* |      | Entered* |      |         |      |   |   |
| vessels     | tons    | vessels  | tons | vessels   | tons    | vessels  | tons | vessels  | tons | vessels  | tons | vessels | tons |   |   |
|             |         |          |      |           |         |          |      |          |      |          |      |         |      | UNITED KINGDOM AND BRITISH POSSESSIONS—       |   |
|             |         |          |      |           |         |          |      |          |      |          |      |         |      | Steam   | UNITED KINGDOM  |
|             |         |          |      |           |         |          |      |          |      |          |      |         |      | Sailing                                       | PALESTINE   |
|             |         |          |      |           |         |          |      |          |      |          |      |         |      | Steam   | MALTA AND GOZO  |
|             |         |          |      |           |         |          |      |          |      |          |      |         |      | Steam   | ADEN AND DEPENDENCIES   |
|             |         |          |      |           |         |          |      |          |      |          |      |         |      | Steam   | BAHRAIN ISLANDS   |
|             |         |          |      |           |         |          |      |          |      |          |      |         |      | Sailing                                       | MALDIVES  |
|             |         |          |      |           |         |          |      |          |      |          |      |         |      | Steam   | Ceylon  |
|             |         |          |      |           |         |          |      |          |      |          |      |         |      | Sailing                                       | CEYLON  |
|             |         |          |      |           |         |          |      |          |      |          |      |         |      | Steam   | STRAITS SETTLEMENTS   |
|             |         |          |      |           |         |          |      |          |      |          |      |         |      | Sailing                                       | STRAITS SETTLEMENTS   |
|             |         |          |      |           |         |          |      |          |      |          |      |         |      | Steam   | FEDERATED MALAY STATES  |
|             |         |          |      |           |         |          |      |          |      |          |      |         |      | Steam   | BRITISH BORNEO  |
|             |         |          |      |           |         |          |      |          |      |          |      |         |      | Steam   | HONGKONG  |
|             |         |          |      |           |         |          |      |          |      |          |      |         |      | Sailing                                       | HONGKONG  |
|             |         |          |      |           |         |          |      |          |      |          |      |         |      | Steam   | UNION OF SOUTH AFRICA   |
|             |         |          |      |           |         |          |      |          |      |          |      |         |      | Sailing                                       | UNION OF SOUTH AFRICA   |
|             |         |          |      |           |         |          |      |          |      |          |      |         |      | Steam   | MAURITIUS AND DEPENDENCIES (INCLUDING SEYCHELLES)               |
|             |         |          |      |           |         |          |      |          |      |          |      |         |      | Sailing                                       | MAURITIUS AND DEPENDENCIES (INCLUDING SEYCHELLES)               |
|             |         |          |      |           |         |          |      |          |      |          |      |         |      | Steam   | KENYA COLONY (INCLUDING ZAMBIA AND PUNJA)                       |
|             |         |          |      |           |         |          |      |          |      |          |      |         |      | Sailing                                       | KENYA COLONY (INCLUDING ZAMBIA AND PUNJA)                       |
|             |         |          |      |           |         |          |      |          |      |          |      |         |      | Steam   | TANGANYIKA TERRITORY  |
|             |         |          |      |           |         |          |      |          |      |          |      |         |      | Steam   | ANGLO-EGYPTIAN SUDAN  |
|             |         |          |      |           |         |          |      |          |      |          |      |         |      | Steam   | CANADA  |
|             |         |          |      |           |         |          |      |          |      |          |      |         |      | Steam   | BRITISH GUIANA  |
|             |         |          |      |           |         |          |      |          |      |          |      |         |      | Steam   | COMMONWEALTH OF AUSTRALIA                                       |
|             |         |          |      |           |         |          |      |          |      |          |      |         |      | Sailing                                       | COMMONWEALTH OF AUSTRALIA                                       |
|             |         |          |      |           |         |          |      |          |      |          |      |         |      | Steam   | NEW ZEALAND (INCLUDING NAURU AND BRITISH SAMOA)                 |
|             |         |          |      |           |         |          |      |          |      |          |      |         |      | Steam   | FIJI ISLANDS  |
|             |         |          |      |           |         |          |      |          |      |          |      |         |      | Steam   | OTHER BRITISH PACIFIC ISLANDS                                   |
|             |         |          |      |           |         |          |      |          |      |          |      |         |      | Steam   | TOTAL UNITED KINGDOM AND BRITISH POSSESSIONS                    |
|             |         |          |      |           |         |          |      |          |      |          |      |         |      | Sailing                                       | TOTAL UNITED KINGDOM AND BRITISH POSSESSIONS                    |
|             |         |          |      |           |         |          |      |          |      |          |      |         |      | Total   | TOTAL UNITED KINGDOM AND BRITISH POSSESSIONS                    |
|             |         |          |      |           |         |          |      |          |      |          |      |         |      | FOREIGN COUNTRIES—                            |   |
|             |         |          |      |           |         |          |      |          |      |          |      |         |      | Steam   | UNION OF SOVIET SOCIALIST REPUBLICS                             |
|             |         |          |      |           |         |          |      |          |      |          |      |         |      | Steam   | GEORGIA   |
|             |         |          |      |           |         |          |      |          |      |          |      |         |      | Steam   | NORWAY  |
|             |         |          |      |           |         |          |      |          |      |          |      |         |      | Steam   | DENMARK   |
|             |         |          |      |           |         |          |      |          |      |          |      |         |      | Steam   | GERMANY   |
|             |         |          |      |           |         |          |      |          |      |          |      |         |      | Steam   | NETHERLANDS   |
|             |         |          |      |           |         |          |      |          |      |          |      |         |      | Steam   | BELGIUM   |
|             |         |          |      |           |         |          |      |          |      |          |      |         |      | Steam   | FRANCE  |
|             |         |          |      |           |         |          |      |          |      |          |      |         |      | Steam   | SPAIN   |
|             |         |          |      |           |         |          |      |          |      |          |      |         |      | Steam   | PORTUGAL  |
|             |         |          |      |           |         |          |      |          |      |          |      |         |      | Steam   | ITALY   |
|             |         |          |      |           |         |          |      |          |      |          |      |         |      | Steam   | AUSTRIA   |
|             |         |          |      |           |         |          |      |          |      |          |      |         |      | Steam   | YUGOSLAVIA  |
|             |         |          |      |           |         |          |      |          |      |          |      |         |      | Steam   | GREECE  |
|             |         |          |      |           |         |          |      |          |      |          |      |         |      | Steam   | TURKEY, EUROPEAN  |
|             |         |          |      |           |         |          |      |          |      |          |      |         |      | Steam   | TURKEY, ASIATIC   |
|             |         |          |      |           |         |          |      |          |      |          |      |         |      | Steam   | MASQAT TERRITORY AND TRUCIAL OMAN                               |
|             |         |          |      |           |         |          |      |          |      |          |      |         |      | Steam   | OTHER NATIVE STATES IN ARABIA                                   |
|             |         |          |      |           |         |          |      |          |      |          |      |         |      | Sailing                                       | OTHER NATIVE STATES IN ARABIA                                   |
|             |         |          |      |           |         |          |      |          |      |          |      |         |      | Steam   | IRAQ  |
|             |         |          |      |           |         |          |      |          |      |          |      |         |      | Steam   | IRAN  |
|             |         |          |      |           |         |          |      |          |      |          |      |         |      | Steam   | HENJAN ISLAND   |
|             |         |          |      |           |         |          |      |          |      |          |      |         |      | Steam   | SUMATRA   |
|             |         |          |      |           |         |          |      |          |      |          |      |         |      | Steam   | JAVA  |
|             |         |          |      |           |         |          |      |          |      |          |      |         |      | Steam   | BORNEO (DUTCH)  |
|             |         |          |      |           |         |          |      |          |      |          |      |         |      | Steam   | CELEBES AND OTHER ISLANDS                                       |
|             |         |          |      |           |         |          |      |          |      |          |      |         |      | Steam   | SIAM  |
|             |         |          |      |           |         |          |      |          |      |          |      |         |      | Sailing                                       | SIAM  |
|             |         |          |      |           |         |          |      |          |      |          |      |         |      | Steam   | INDO-CHINA (INCLUDING COCHIN-CHINA, ETC.)                       |
|             |         |          |      |           |         |          |      |          |      |          |      |         |      | Steam   | PHILIPPINES   |
|             |         |          |      |           |         |          |      |          |      |          |      |         |      | Steam   | FORMOSA   |
|             |         |          |      |           |         |          |      |          |      |          |      |         |      | Steam   | CHINA (EXCLUSIVE OF HONGKONG AND MACAO)                         |
|             |         |          |      |           |         |          |      |          |      |          |      |         |      | Steam   | KOREA   |
|             |         |          |      |           |         |          |      |          |      |          |      |         |      | Steam   | JAPAN   |
|             |         |          |      |           |         |          |      |          |      |          |      |         |      | Steam   | EGYPT   |
|             |         |          |      |           |         |          |      |          |      |          |      |         |      | Steam   | PORTUGUESE EAST AFRICA  |
|             |         |          |      |           |         |          |      |          |      |          |      |         |      | Steam   | TUNIS   |
|             |         |          |      |           |         |          |      |          |      |          |      |         |      | Steam   | ALGERIA   |
|             |         |          |      |           |         |          |      |          |      |          |      |         |      | Steam   | MADAGASCAR  |
|             |         |          |      |           |         |          |      |          |      |          |      |         |      | Steam   | ITALIAN EAST AFRICA   |
|             |         |          |      |           |         |          |      |          |      |          |      |         |      | Steam   | FRENCH SOMALILAND   |
|             |         |          |      |           |         |          |      |          |      |          |      |         |      | Steam   | UNITED STATES OF AMERICA  |
|             |         |          |      |           |         |          |      |          |      |          |      |         |      | Sailing                                       | UNITED STATES OF AMERICA  |
|             |         |          |      |           |         |          |      |          |      |          |      |         |      | Steam   | CUBA  |
|             |         |          |      |           |         |          |      |          |      |          |      |         |      | Steam   | BRASIL  |
|             |         |          |      |           |         |          |      |          |      |          |      |         |      | Steam   | ARGENTINE REPUBLIC  |
|             |         |          |      |           |         |          |      |          |      |          |      |         |      | Sailing                                       | ARGENTINE REPUBLIC  |
|             |         |          |      |           |         |          |      |          |      |          |      |         |      | Steam   | CHILE   |
|             |         |          |      |           |         |          |      |          |      |          |      |         |      | Steam   | OTHER DUTCH POSSESSIONS IN THE INDIAN SEAS                      |
|             |         |          |      |           |         |          |      |          |      |          |      |         |      | Steam   | TOTAL FOREIGN COUNTRIES   |
|             |         |          |      |           |         |          |      |          |      |          |      |         |      | Sailing                                       | TOTAL FOREIGN COUNTRIES   |
|             |         |          |      |           |         |          |      |          |      |          |      |         |      | Total   | TOTAL FOREIGN COUNTRIES   |
|             |         |          |      |           |         |          |      |          |      |          |      |         |      | Steam   | TOTAL UNITED KINGDOM, BRITISH POSSESSIONS AND FOREIGN COUNTRIES |
|             |         |          |      |           |         |          |      |          |      |          |      |         |      | Sailing                                       | TOTAL UNITED KINGDOM, BRITISH POSSESSIONS AND FOREIGN COUNTRIES |
|             |         |          |      |           |         |          |      |          |      |          |      |         |      | Total   | TOTAL UNITED KINGDOM, BRITISH POSSESSIONS AND FOREIGN COUNTRIES |

\*None cleared

GENERAL TABLES  
SHIPPING

( 713 )

No. 9—continued

TRADE WITH EACH COUNTRY

NUMBER and TONNAGE of STEAM and SAILING VESSELS, including their REPEATED VOYAGES, and the NATIONALITY of the vessels employed in the Trade with

| COUNTRIES WHENCE ENTERED AND TO WHICH CLEARED                   | NATIONALITY |        |         |      |         |         |         |        |
|---|-------------|--------|---------|------|---------|---------|---------|--------|
|   | FRANCE      |        |         |      | GERMAN  |         |         |        |
|   | Entered     |        | Cleared |      | Entered |         | Cleared |        |
|   | vessels     | tons   | vessels | tons | vessels | tons    | vessels | tons   |
| <b>UNITED KINGDOM AND BRITISH POSSESSIONS—</b>                  |             |        |         |      |         |         |         |        |
| UNITED KINGDOM  | ..          | ..     | ..      | ..   | ..      | ..      | ..      | ..     |
| ADEN AND DEPENDENCIES   | ..          | ..     | ..      | ..   | ..      | ..      | ..      | ..     |
| BAHRAIN ISLANDS   | ..          | ..     | ..      | ..   | ..      | ..      | ..      | ..     |
| CEYLON  | ..          | ..     | ..      | ..   | 1       | 3,708   | ..      | ..     |
| STRAITS SETTLEMENTS   | ..          | ..     | ..      | ..   | 1       | 3,921   | 1       | 9,698  |
| FEDERATED MALAY STATES  | ..          | ..     | ..      | ..   | ..      | ..      | ..      | ..     |
| HONGKONG  | ..          | ..     | ..      | ..   | ..      | ..      | ..      | ..     |
| UNION OF SOUTH AFRICA   | ..          | ..     | ..      | ..   | 1       | 3,852   | ..      | ..     |
| MAURITIUS AND DEPENDENCIES (INCLUDING SEYCHELLES)               | ..          | ..     | ..      | ..   | ..      | ..      | ..      | ..     |
| KENYA COLONY (INCLUDING ZANZIBAR AND PAMBA)                     | ..          | ..     | ..      | ..   | ..      | ..      | ..      | ..     |
| ANGLO-EGYPTIAN SUDAN  | ..          | ..     | ..      | ..   | ..      | ..      | ..      | ..     |
| CANADA  | ..          | ..     | ..      | ..   | ..      | ..      | ..      | ..     |
| COMMONWEALTH OF AUSTRALIA                                       | ..          | ..     | ..      | ..   | ..      | ..      | ..      | ..     |
| NEW ZEALAND   | ..          | ..     | ..      | ..   | ..      | ..      | ..      | ..     |
| TOTAL UNITED KINGDOM AND BRITISH POSSESSIONS                    | 1           | 4,164  | ..      | ..   | 3       | 11,541  | 2       | 14,396 |
|   | ..          | ..     | ..      | ..   | ..      | ..      | ..      | ..     |
|   | 1           | 4,164  | ..      | ..   | 3       | 11,541  | 2       | 14,396 |
| <b>FOREIGN COUNTRIES--</b>                                      |             |        |         |      |         |         |         |        |
| UNION OF SOVIET SOCIALIST REPUBLICS                             | ..          | ..     | ..      | ..   | ..      | ..      | ..      | ..     |
| GEORGIA   | ..          | ..     | ..      | ..   | ..      | ..      | ..      | ..     |
| SWEDEN  | ..          | ..     | ..      | ..   | ..      | ..      | ..      | ..     |
| GERMANY   | ..          | ..     | ..      | ..   | 10      | 48,829  | 1       | 3,851  |
| NETHERLANDS   | ..          | ..     | ..      | ..   | ..      | ..      | ..      | ..     |
| BELGIUM   | ..          | ..     | ..      | ..   | ..      | ..      | ..      | ..     |
| FRANCE  | 1           | 3,338  | ..      | ..   | ..      | ..      | ..      | ..     |
| SPAIN   | ..          | ..     | ..      | ..   | ..      | ..      | ..      | ..     |
| PORTUGAL  | ..          | ..     | ..      | ..   | ..      | ..      | ..      | ..     |
| ITALY   | ..          | ..     | ..      | ..   | ..      | ..      | ..      | ..     |
| AUSTRIA   | ..          | ..     | ..      | ..   | ..      | ..      | ..      | ..     |
| GREECE  | ..          | ..     | ..      | ..   | ..      | ..      | ..      | ..     |
| TURKEY, ASIATIC   | ..          | ..     | ..      | ..   | ..      | ..      | ..      | ..     |
| SYRIA   | ..          | ..     | ..      | ..   | ..      | ..      | ..      | ..     |
| MARSHAL TERRITORY AND TRUCIAL OMAN                              | ..          | ..     | ..      | ..   | ..      | ..      | ..      | ..     |
| IRAQ  | ..          | ..     | ..      | ..   | 7       | 31,631  | 2       | 8,421  |
| IRAN  | ..          | ..     | ..      | ..   | ..      | ..      | 4       | 6,906  |
| SUMATRA   | ..          | ..     | ..      | ..   | ..      | ..      | ..      | ..     |
| JAVA  | ..          | ..     | ..      | ..   | ..      | ..      | 1       | 2,326  |
| BORNEO (DUTCH)  | ..          | ..     | ..      | ..   | ..      | ..      | ..      | ..     |
| CELIBES AND OTHER ISLANDS                                       | ..          | ..     | ..      | ..   | ..      | ..      | ..      | ..     |
| SIAM  | ..          | ..     | ..      | ..   | ..      | ..      | ..      | ..     |
| INDO-CHINA (INCLUDING COCHIN-CHINA, ETC.)                       | ..          | ..     | ..      | ..   | ..      | ..      | ..      | ..     |
| PHILIPPINES   | ..          | ..     | ..      | ..   | ..      | ..      | ..      | ..     |
| FORMOSA   | ..          | ..     | ..      | ..   | ..      | ..      | ..      | ..     |
| CHINA (EXCLUSIVE OF HONGKONG AND MACAO)                         | 1           | 3,126  | ..      | ..   | ..      | ..      | ..      | ..     |
| KOREA   | ..          | ..     | ..      | ..   | ..      | ..      | ..      | ..     |
| JAPAN   | ..          | ..     | ..      | ..   | 1       | 2,820   | ..      | ..     |
| OTHER DUTCH POSSESSIONS IN THE EAST                             | ..          | ..     | ..      | ..   | 1       | 4,974   | ..      | ..     |
| EGYPT   | ..          | ..     | ..      | ..   | ..      | ..      | ..      | ..     |
| PORTUGUESE EAST AFRICA  | ..          | ..     | ..      | ..   | ..      | ..      | ..      | ..     |
| REUNION   | ..          | ..     | ..      | ..   | ..      | ..      | ..      | ..     |
| MADAGASCAR  | ..          | ..     | ..      | ..   | ..      | ..      | ..      | ..     |
| ITALIAN EAST AFRICA (SOMALILAND AND ERITREA)                    | ..          | ..     | ..      | ..   | 2       | 14,372  | ..      | ..     |
| FRENCH SOMALILAND   | ..          | ..     | ..      | ..   | ..      | ..      | ..      | ..     |
| UNITED STATES OF AMERICA  | ..          | ..     | ..      | ..   | ..      | ..      | ..      | ..     |
| ARGENTINE REPUBLIC  | ..          | ..     | ..      | ..   | ..      | ..      | ..      | ..     |
| CHINA   | ..          | ..     | ..      | ..   | ..      | ..      | ..      | ..     |
| TOTAL FOREIGN COUNTRIES   | 2           | 6,459  | ..      | ..   | 21      | 97,626  | 8       | 21,506 |
|   | ..          | ..     | ..      | ..   | ..      | ..      | ..      | ..     |
|   | 2           | 6,459  | ..      | ..   | 21      | 97,626  | 8       | 21,506 |
| TOTAL UNITED KINGDOM, BRITISH POSSESSIONS AND FOREIGN COUNTRIES | 3           | 10,623 | ..      | ..   | 24      | 109,167 | 10      | 35,902 |
|   | ..          | ..     | ..      | ..   | ..      | ..      | ..      | ..     |
|   | 3           | 10,623 | ..      | ..   | 24      | 109,167 | 10      | 35,902 |

AND NATIONALITY OF VESSELS

ENTERED and CLEARED in BALLAST from and to each COUNTRY at PORTS in BRITISH INDIA, distinguishing each country, in the official Year 1935-36—continued

| A LITY   |       |          |        |         |        |         |        |         |        | COUNTRIES WHENCE ENTERED AND TO WHICH CLEARED                             |
|----------|-------|----------|--------|---------|--------|---------|--------|---------|--------|---|
| CHINESE  |       | JAPANESE |        |         |        | GREEK   |        |         |        |   |
| Entered* |       | Entered  |        | Cleared |        | Entered |        | Cleared |        |   |
| vessels  | tons  | vessels  | tons   | vessels | tons   | vessels | tons   | vessels | tons   |   |
| ..       | ..    | ..       | ..     | 3       | 11,905 | ..      | ..     | ..      | ..     | UNITED KINGDOM AND BRITISH POSSESSIONS—                                   |
| ..       | ..    | ..       | ..     | ..      | ..     | ..      | ..     | ..      | ..     | Steam } UNITED KINGDOM  |
| ..       | ..    | ..       | ..     | ..      | ..     | ..      | ..     | ..      | ..     | Steam } ADEN AND DEPENDENCIES   |
| ..       | ..    | ..       | ..     | ..      | ..     | ..      | ..     | ..      | ..     | Steam } BAHRAIN ISLANDS   |
| ..       | ..    | 2        | 8,516  | 1       | 2,801  | 1       | 3,540  | ..      | ..     | Steam } Ceylon  |
| ..       | ..    | ..       | ..     | ..      | ..     | ..      | ..     | ..      | ..     | Sailing } Ceylon  |
| ..       | ..    | ..       | ..     | 1       | 5,521  | ..      | ..     | ..      | ..     | Steam } STRAITS SETTLEMENTS   |
| ..       | ..    | ..       | ..     | ..      | ..     | ..      | ..     | ..      | ..     | Sailing } STRAITS SETTLEMENTS   |
| ..       | ..    | ..       | ..     | ..      | ..     | ..      | ..     | ..      | ..     | Steam } FEDERATED MALAY STATES  |
| ..       | ..    | ..       | ..     | ..      | ..     | ..      | ..     | ..      | ..     | Steam } HONGKONG  |
| ..       | ..    | ..       | ..     | ..      | ..     | ..      | ..     | ..      | ..     | Steam } UNION OF SOUTH AFRICA   |
| ..       | ..    | ..       | ..     | ..      | ..     | ..      | ..     | ..      | ..     | Sailing } UNION OF SOUTH AFRICA   |
| ..       | ..    | ..       | ..     | ..      | ..     | ..      | ..     | ..      | ..     | Steam } MAURITIUS AND DEPENDENCIES (INCLUDING SEYDHELLES)                 |
| ..       | ..    | ..       | ..     | 1       | 4,088  | ..      | ..     | ..      | ..     | Steam } KENYA COLONY (INCLUDING ZANZIBAR AND PENBA)                       |
| ..       | ..    | ..       | ..     | ..      | ..     | ..      | ..     | ..      | ..     | Steam } ANGLO EGYPTIAN SUDAN  |
| ..       | ..    | ..       | ..     | ..      | ..     | ..      | ..     | ..      | ..     | Steam } CANADA  |
| ..       | ..    | ..       | ..     | ..      | ..     | ..      | ..     | ..      | ..     | Steam } COMMONWEALTH OF AUSTRALIA   |
| ..       | ..    | ..       | ..     | ..      | ..     | ..      | ..     | ..      | ..     | Sailing } COMMONWEALTH OF AUSTRALIA                                       |
| ..       | ..    | ..       | ..     | ..      | ..     | ..      | ..     | ..      | ..     | Steam } NEW ZEALAND   |
| ..       | ..    | 2        | 8,516  | 6       | 25,215 | 1       | 3,540  | ..      | ..     | Steam } TOTAL UNITED KINGDOM AND BRITISH POSSESSIONS                      |
| ..       | ..    | ..       | ..     | ..      | ..     | ..      | ..     | ..      | ..     | Sailing } TOTAL UNITED KINGDOM AND BRITISH POSSESSIONS                    |
| ..       | ..    | 2        | 8,516  | 6       | 25,215 | 1       | 3,540  | ..      | ..     | Total } TOTAL UNITED KINGDOM AND BRITISH POSSESSIONS                      |
| ..       | ..    | ..       | ..     | ..      | ..     | ..      | ..     | ..      | ..     | FOREIGN COUNTRIES—  |
| ..       | ..    | ..       | ..     | ..      | ..     | ..      | ..     | ..      | ..     | Steam } UNION OF SOCIALIST SOVIET REPUBLICS                               |
| ..       | ..    | ..       | ..     | ..      | ..     | ..      | ..     | ..      | ..     | Steam } GEORGIA   |
| ..       | ..    | ..       | ..     | ..      | ..     | ..      | ..     | ..      | ..     | Steam } SWEDEN  |
| ..       | ..    | ..       | ..     | ..      | ..     | ..      | ..     | ..      | ..     | Steam } GERMANY   |
| ..       | ..    | ..       | ..     | ..      | ..     | ..      | ..     | ..      | ..     | Steam } NETHERLANDS   |
| ..       | ..    | ..       | ..     | ..      | ..     | ..      | ..     | 1       | 3,540  | Steam } BELGIUM   |
| ..       | ..    | ..       | ..     | ..      | ..     | ..      | ..     | ..      | ..     | Steam } FRANCE  |
| ..       | ..    | ..       | ..     | ..      | ..     | ..      | ..     | ..      | ..     | Steam } SPAIN   |
| ..       | ..    | ..       | ..     | ..      | ..     | ..      | ..     | ..      | ..     | Steam } PORTUGAL  |
| ..       | ..    | ..       | ..     | ..      | ..     | 2       | 6,123  | ..      | ..     | Steam } ITALY   |
| ..       | ..    | ..       | ..     | ..      | ..     | 2       | 5,690  | ..      | ..     | Steam } AUSTRIA   |
| ..       | ..    | ..       | ..     | ..      | ..     | ..      | ..     | ..      | ..     | Steam } GREECE  |
| ..       | ..    | ..       | ..     | ..      | ..     | ..      | ..     | ..      | ..     | Steam } TURKEY, ASIATIC   |
| ..       | ..    | ..       | ..     | ..      | ..     | ..      | ..     | ..      | ..     | Sailing } SYRIA   |
| ..       | ..    | ..       | ..     | ..      | ..     | ..      | ..     | ..      | ..     | Steam } SYRIA   |
| ..       | ..    | ..       | ..     | ..      | ..     | ..      | ..     | ..      | ..     | Steam } MASKAT TERRITORY AND TRUCIAL OMAN                                 |
| ..       | ..    | 6        | 17,701 | 7       | 25,098 | ..      | ..     | ..      | ..     | Sailing } IRAQ  |
| ..       | ..    | ..       | ..     | ..      | ..     | ..      | ..     | ..      | ..     | Steam } IRAN  |
| ..       | ..    | ..       | ..     | ..      | ..     | ..      | ..     | ..      | ..     | Steam } SUMATRA   |
| ..       | ..    | 1        | 4,254  | ..      | ..     | ..      | ..     | ..      | ..     | Steam } JAVA  |
| ..       | ..    | ..       | ..     | ..      | ..     | ..      | ..     | ..      | ..     | Steam } BORNEO (DUTCH)  |
| ..       | ..    | ..       | ..     | ..      | ..     | ..      | ..     | ..      | ..     | Steam } CELEBES AND OTHER ISLANDS   |
| 1        | 1,926 | 1        | 2,815  | ..      | ..     | ..      | ..     | ..      | ..     | Steam } SIAM  |
| ..       | ..    | ..       | ..     | ..      | ..     | ..      | ..     | ..      | ..     | Sailing } SIAM  |
| ..       | ..    | ..       | ..     | ..      | ..     | ..      | ..     | 4       | 10,197 | Steam } INDO-CHINA (INCLUDING COCHIN-CHINA, ETC.)                         |
| ..       | ..    | ..       | ..     | ..      | ..     | ..      | ..     | ..      | ..     | Steam } PHILIPPINES   |
| ..       | ..    | ..       | ..     | ..      | ..     | ..      | ..     | ..      | ..     | Steam } FORMOSA   |
| ..       | ..    | ..       | ..     | ..      | ..     | ..      | ..     | ..      | ..     | Steam } CHINA (EXCLUSIVE OF HONGKONG AND MACAO)                           |
| ..       | ..    | ..       | ..     | ..      | ..     | ..      | ..     | ..      | ..     | Steam } KOREA   |
| ..       | ..    | 3        | 9,007  | 1       | 4,254  | ..      | ..     | 2       | 7,501  | Steam } JAPAN   |
| ..       | ..    | ..       | ..     | ..      | ..     | 1       | 3,158  | 1       | 3,330  | Steam } OTHER DUTCH POSSESSIONS IN THE EAST                               |
| ..       | ..    | ..       | ..     | ..      | ..     | 6       | 14,417 | ..      | ..     | Steam } EGYPT   |
| ..       | ..    | ..       | ..     | ..      | ..     | ..      | ..     | ..      | ..     | Steam } PORTUGUESE EAST AFRICA  |
| ..       | ..    | ..       | ..     | ..      | ..     | ..      | ..     | ..      | ..     | Sailing } PORTUGUESE EAST AFRICA  |
| ..       | ..    | ..       | ..     | ..      | ..     | ..      | ..     | ..      | ..     | Steam } REUNION   |
| ..       | ..    | ..       | ..     | 2       | 12,770 | 1       | 2,288  | ..      | ..     | Steam } MADAGASCAR  |
| ..       | ..    | ..       | ..     | ..      | ..     | ..      | ..     | ..      | ..     | Steam } ITALIAN EAST AFRICA (SOMALILAND AND BRITISH A)                    |
| ..       | ..    | ..       | ..     | ..      | ..     | ..      | ..     | ..      | ..     | Steam } PEARL HARBOR  |
| ..       | ..    | ..       | ..     | ..      | ..     | ..      | ..     | ..      | ..     | Steam } UNITED STATES OF AMERICA  |
| ..       | ..    | ..       | ..     | ..      | ..     | ..      | ..     | ..      | ..     | Steam } ARGENTINE REPUBLIC  |
| ..       | ..    | ..       | ..     | ..      | ..     | ..      | ..     | ..      | ..     | Sailing } CHINA   |
| ..       | ..    | ..       | ..     | ..      | ..     | ..      | ..     | ..      | ..     | Sailing } CHINA   |
| 1        | 1,926 | 10       | 34,477 | 11      | 42,120 | 11      | 31,085 | 8       | 24,537 | Steam } TOTAL FOREIGN COUNTRIES   |
| ..       | ..    | ..       | ..     | ..      | ..     | ..      | ..     | ..      | ..     | Sailing } TOTAL FOREIGN COUNTRIES   |
| 1        | 1,926 | 10       | 34,477 | 11      | 42,120 | 11      | 31,085 | 8       | 24,537 | Total } TOTAL FOREIGN COUNTRIES   |
| 1        | 1,926 | 12       | 42,993 | 17      | 67,335 | 12      | 35,225 | 8       | 24,537 | Steam } TOTAL UNITED KINGDOM, BRITISH POSSESSIONS AND FOREIGN COUNTRIES   |
| ..       | ..    | ..       | ..     | ..      | ..     | ..      | ..     | ..      | ..     | Sailing } TOTAL UNITED KINGDOM, BRITISH POSSESSIONS AND FOREIGN COUNTRIES |
| 1        | 1,926 | 12       | 42,993 | 17      | 67,335 | 12      | 35,225 | 8       | 24,537 | Total } TOTAL UNITED KINGDOM, BRITISH POSSESSIONS AND FOREIGN COUNTRIES   |

\* None cleared.

NUMBER and TONNAGE of STEAM and SAILING VESSELS, including their REPEATED VOYAGES, that the NATIONALITY of the vessels employed in the Trade with

| COUNTRIES WHENCE ENTERED AND TO WHICH CLEARED     | NATION        |      |         |      |         |      |         |      |                |        |         |       |
|---|---------------|------|---------|------|---------|------|---------|------|----------------|--------|---------|-------|
|   | NATIVE        |      |         |      |         |      |         |      |                |        |         |       |
|   | TOTAL FOREIGN |      |         |      | BRITISH |      |         |      | BRITISH INDIAN |        |         |       |
|   | Entered       |      | Cleared |      | Entered |      | Cleared |      | Entered        |        | Cleared |       |
|   | Vessels       | tons | Vessels | tons | Vessels | tons | Vessels | tons | Vessels        | tons   | Vessels | tons  |
| <b>UNITED KINGDOM AND BRITISH POSSESSIONS—</b>    |               |      |         |      |         |      |         |      |                |        |         |       |
| UNITED KINGDOM                                    | Steam         | ..   | ..      | ..   | ..      | ..   | ..      | ..   | ..             | ..     | ..      | ..    |
|   | Sailing       | ..   | ..      | ..   | ..      | ..   | ..      | ..   | ..             | ..     | ..      | ..    |
| PALMSEINE   | Steam         | ..   | ..      | ..   | ..      | ..   | ..      | ..   | ..             | ..     | ..      | ..    |
| MALTA AND GORO                                    | Steam         | ..   | ..      | ..   | ..      | ..   | ..      | ..   | ..             | ..     | ..      | ..    |
| ADEN AND DEPENDENCIES                             | Steam         | 1    | 4,164   | 5    | 10,254  | ..   | ..      | ..   | ..             | ..     | 1       | 8     |
|   | Sailing       | ..   | ..      | ..   | ..      | ..   | ..      | ..   | ..             | ..     | ..      | ..    |
| BANKIN ISLANDS                                    | Steam         | ..   | ..      | 1    | 2,714   | ..   | ..      | ..   | ..             | ..     | ..      | ..    |
|   | Sailing       | ..   | ..      | ..   | ..      | ..   | ..      | ..   | ..             | ..     | ..      | ..    |
| MALDIVES  | Sailing       | ..   | ..      | ..   | ..      | ..   | ..      | ..   | ..             | ..     | ..      | ..    |
| CEYLON  | Steam         | 8    | 26,654  | 4    | 9,502   | ..   | ..      | ..   | ..             | ..     | ..      | ..    |
|   | Sailing       | ..   | ..      | ..   | ..      | ..   | ..      | ..   | 172            | 11,451 | 30      | 2,708 |
| STRAITS SETTLEMENTS                               | Steam         | 3    | 9,129   | 10   | 30,848  | ..   | ..      | ..   | ..             | ..     | ..      | ..    |
|   | Sailing       | ..   | ..      | ..   | ..      | ..   | ..      | ..   | ..             | ..     | ..      | ..    |
| FEDERATED MALAY STATES                            | Steam         | ..   | ..      | ..   | ..      | ..   | ..      | ..   | ..             | ..     | ..      | ..    |
| BRITISH BORNEO                                    | Steam         | ..   | ..      | ..   | ..      | ..   | ..      | ..   | ..             | ..     | ..      | ..    |
| HONGKONG  | Steam         | 1    | 2,036   | ..   | ..      | ..   | ..      | ..   | ..             | ..     | ..      | ..    |
|   | Sailing       | ..   | ..      | ..   | ..      | ..   | ..      | ..   | ..             | ..     | ..      | ..    |
| UNION OF SOUTH AFRICA                             | Steam         | 1    | 3,852   | ..   | ..      | ..   | ..      | ..   | ..             | ..     | ..      | ..    |
|   | Sailing       | ..   | ..      | ..   | ..      | ..   | ..      | ..   | ..             | ..     | ..      | ..    |
| MAURITIUS AND DEPENDENCIES (INCLUDING SEYCHELLES) | Steam         | ..   | ..      | ..   | ..      | ..   | ..      | ..   | ..             | ..     | ..      | ..    |
|   | Sailing       | ..   | ..      | ..   | ..      | ..   | ..      | ..   | ..             | ..     | ..      | ..    |
| KENYA COLONY (INCLUDING ZANZIBAR AND PEMBA)       | Steam         | ..   | ..      | ..   | ..      | ..   | ..      | ..   | ..             | ..     | ..      | ..    |
|   | Sailing       | ..   | ..      | ..   | ..      | ..   | ..      | ..   | ..             | ..     | ..      | ..    |
| TANGANYIKA TERRITORY                              | Steam         | ..   | ..      | ..   | ..      | ..   | ..      | ..   | ..             | ..     | ..      | ..    |
| ANGLO-EGYPTIAN SUDAN                              | Steam         | ..   | ..      | 1    | 4,988   | ..   | ..      | ..   | ..             | ..     | ..      | ..    |
| BRITISH BORNEO                                    | Steam         | ..   | ..      | ..   | ..      | ..   | ..      | ..   | ..             | ..     | ..      | ..    |
| CANADA  | Steam         | 1    | 3,450   | ..   | ..      | ..   | ..      | ..   | ..             | ..     | ..      | ..    |
| BRITISH GUIANA                                    | Steam         | ..   | ..      | ..   | ..      | ..   | ..      | ..   | ..             | ..     | ..      | ..    |
| COMMONWEALTH OF AUSTRALIA                         | Steam         | ..   | ..      | ..   | ..      | ..   | ..      | ..   | ..             | ..     | ..      | ..    |
|   | Sailing       | ..   | ..      | ..   | ..      | ..   | ..      | ..   | ..             | ..     | ..      | ..    |
| NEW ZEALAND (INCLUDING NAURU AND BR. SAMOA)       | Steam         | ..   | ..      | ..   | ..      | ..   | ..      | ..   | ..             | ..     | ..      | ..    |
| FUJI ISLANDS                                      | Steam         | ..   | ..      | ..   | ..      | ..   | ..      | ..   | ..             | ..     | ..      | ..    |
| OTHER BRITISH PACIFIC ISLANDS                     | Steam         | ..   | ..      | ..   | ..      | ..   | ..      | ..   | ..             | ..     | ..      | ..    |
| TOTAL UNITED KINGDOM AND BRITISH POSSESSIONS      | Steam         | 15   | 50,185  | 21   | 67,806  | ..   | ..      | ..   | ..             | ..     | ..      | ..    |
|   | Sailing       | ..   | ..      | ..   | ..      | ..   | ..      | ..   | 172            | 11,451 | 31      | 2,711 |
|   | Total         | 15   | 50,185  | 21   | 67,806  | ..   | ..      | ..   | 172            | 11,451 | 31      | 2,711 |
| <b>FOREIGN COUNTRIES—</b>                         |               |      |         |      |         |      |         |      |                |        |         |       |
| UNION OF SOCIALIST SOVIET REPUBLICS               | Steam         | 8    | 7,659   | ..   | ..      | ..   | ..      | ..   | ..             | ..     | ..      | ..    |
| GEORGIA   | Steam         | ..   | ..      | ..   | ..      | ..   | ..      | ..   | ..             | ..     | ..      | ..    |
| SWEDEN  | Steam         | ..   | ..      | ..   | ..      | ..   | ..      | ..   | ..             | ..     | ..      | ..    |
| NORWAY  | Steam         | 1    | 2,647   | 1    | 2,159   | ..   | ..      | ..   | ..             | ..     | ..      | ..    |
| DENMARK   | Steam         | ..   | ..      | ..   | ..      | ..   | ..      | ..   | ..             | ..     | ..      | ..    |
| GERMANY   | Steam         | 10   | 48,829  | 1    | 3,852   | ..   | ..      | ..   | ..             | ..     | ..      | ..    |
| NETHERLANDS                                       | Steam         | 1    | 4,345   | 1    | 4,039   | ..   | ..      | ..   | ..             | ..     | ..      | ..    |
| BELGIUM   | Steam         | ..   | ..      | 1    | 3,540   | ..   | ..      | ..   | ..             | ..     | ..      | ..    |
| FRANCE  | Steam         | 1    | 3,333   | 1    | 880     | ..   | ..      | ..   | ..             | ..     | ..      | ..    |
| SPAIN   | Steam         | ..   | ..      | ..   | ..      | ..   | ..      | ..   | ..             | ..     | ..      | ..    |
| PORTUGAL  | Steam         | ..   | ..      | ..   | ..      | ..   | ..      | ..   | ..             | ..     | ..      | ..    |
| ITALY   | Steam         | 8    | 26,412  | 1    | 3,081   | ..   | ..      | ..   | ..             | ..     | ..      | ..    |
| AUSTRIA   | Steam         | ..   | ..      | ..   | ..      | ..   | ..      | ..   | ..             | ..     | ..      | ..    |
| YUGOSLAVIA  | Steam         | ..   | ..      | ..   | ..      | ..   | ..      | ..   | ..             | ..     | ..      | ..    |
| GREECE  | Steam         | 2    | 6,699   | ..   | ..      | ..   | ..      | ..   | ..             | ..     | ..      | ..    |
| TURKEY EUROPEAN                                   | Steam         | ..   | ..      | ..   | ..      | ..   | ..      | ..   | ..             | ..     | ..      | ..    |
| TURKEY ASIATIC                                    | Steam         | ..   | ..      | ..   | ..      | ..   | ..      | ..   | ..             | ..     | ..      | ..    |
| MANKAT TERRITORY AND TRUCIAL OMAN                 | Sailing       | ..   | ..      | 1    | 2,647   | ..   | ..      | ..   | ..             | ..     | ..      | ..    |
|   | Steam         | ..   | ..      | ..   | ..      | ..   | ..      | ..   | 30             | 3,686  | 1       | 41    |
| OTHER NATIVE STATES IN ARABIA                     | Sailing       | ..   | ..      | ..   | ..      | ..   | ..      | ..   | ..             | ..     | ..      | ..    |
|   | Steam         | 18   | 52,841  | 9    | 33,523  | ..   | ..      | ..   | 5              | 517    | ..      | ..    |
| IRAQ  | Sailing       | ..   | ..      | ..   | ..      | ..   | ..      | ..   | 6              | 607    | ..      | ..    |
| IRAN  | Steam         | 1    | 2,521   | 12   | 39,142  | ..   | ..      | ..   | ..             | ..     | ..      | ..    |
| HUNJAM ISLAND                                     | Sailing       | ..   | ..      | ..   | ..      | ..   | ..      | ..   | ..             | ..     | ..      | ..    |
|   | Steam         | ..   | ..      | ..   | ..      | ..   | ..      | ..   | 1              | 80     | ..      | ..    |
| SUMATRA   | Sailing       | ..   | ..      | ..   | ..      | ..   | ..      | ..   | ..             | ..     | ..      | ..    |
| JAVA  | Steam         | 2    | 1,882   | 7    | 25,104  | ..   | ..      | ..   | ..             | ..     | ..      | ..    |
| BORNEO (DUTCH)                                    | Steam         | 9    | 20,412  | 10   | 42,329  | ..   | ..      | ..   | ..             | ..     | ..      | ..    |
| CELEBES AND OTHER ISLANDS                         | Steam         | ..   | ..      | ..   | ..      | ..   | ..      | ..   | ..             | ..     | ..      | ..    |
|   | Sailing       | ..   | ..      | 2    | 7,415   | ..   | ..      | ..   | ..             | ..     | ..      | ..    |
| SIAM  | Steam         | 2    | 4,541   | 4    | 5,752   | ..   | ..      | ..   | ..             | ..     | ..      | ..    |
| INDO-CHINA (INCLUDING COCHIN CHINA, ETC.)         | Steam         | ..   | ..      | 5    | 11,078  | ..   | ..      | ..   | ..             | ..     | ..      | ..    |
|   | Sailing       | ..   | ..      | ..   | ..      | ..   | ..      | ..   | ..             | ..     | ..      | ..    |
| PHILIPPINES                                       | Steam         | ..   | ..      | 1    | 1,311   | ..   | ..      | ..   | ..             | ..     | ..      | ..    |
| FORMOSA   | Steam         | ..   | ..      | ..   | ..      | ..   | ..      | ..   | ..             | ..     | ..      | ..    |
| CHINA (EXCLUSIVE OF HONGKONG AND MAOAO)           | Steam         | 5    | 15,874  | 6    | 53,365  | ..   | ..      | ..   | ..             | ..     | ..      | ..    |
| KOREA   | Steam         | ..   | ..      | ..   | ..      | ..   | ..      | ..   | ..             | ..     | ..      | ..    |
| JAPAN   | Steam         | 7    | 21,854  | 11   | 37,602  | ..   | ..      | ..   | ..             | ..     | ..      | ..    |
| KOYE  | Steam         | 9    | 24,252  | 1    | 2,688   | ..   | ..      | ..   | ..             | ..     | ..      | ..    |

## AND NATIONALITY OF VESSELS

ENTERED and CLEARED in BALLAST from and to each COUNTRY at PORTS in BRITISH INDIA, distinguished each country, in the Official Year 1935-36—continued

| CRAFT   |      |         |      | TOTAL BRITISH, BRITISH INDIAN, FOREIGN, AND NATIVE CRAFT |         |         |         | COUNTRIES WHENCE ENTERED AND TO WHICH CLEARED             |
|---------|------|---------|------|--|---------|---------|---------|---|
| FOREIGN |      |         |      | Entered  |         | Cleared |         |   |
| Entered |      | Cleared |      | vessels  | tons    | vessels | tons    |   |
| vessels | tons | vessels | tons | vessels  | tons    | vessels | tons    |   |
| ..      | ..   | ..      | ..   | 21   | 82,588  | 11      | 52,204  | UNITED KINGDOM AND BRITISH POSSESSIONS—                   |
| ..      | ..   | ..      | ..   | ..   | ..      | ..      | ..      | Steam } UNITED KINGDOM                                    |
| ..      | ..   | ..      | ..   | 1  | 3,242   | ..      | ..      | Sailing } PALESTINE                                       |
| ..      | ..   | ..      | ..   | ..   | ..      | ..      | ..      | Steam } MALTA AND GOZO                                    |
| ..      | ..   | ..      | ..   | 3  | 11,588  | ..      | 25,227  | Steam } ADEEN AND DEPENDENCIES                            |
| ..      | ..   | ..      | ..   | ..   | ..      | 1       | 3       | Sailing } BAHRAIN ISLANDS                                 |
| ..      | ..   | ..      | ..   | 1  | 2,817   | 1       | 2,714   | Steam } MALDIVES  |
| ..      | ..   | ..      | ..   | ..   | ..      | ..      | ..      | Sailing } Ceylon  |
| ..      | ..   | ..      | ..   | ..   | ..      | ..      | ..      | Sailing } STRAITS SETTLEMENTS                             |
| ..      | ..   | ..      | ..   | 57   | 171,665 | 22      | 61,278  | Steam } FEDERATED MALAY STATES                            |
| ..      | ..   | ..      | ..   | 270  | 24,840  | 39      | 8,518   | Sailing } BRITISH BORNEO                                  |
| ..      | ..   | ..      | ..   | 10   | 81,477  | 16      | 52,704  | Steam } HONGKONG  |
| ..      | ..   | ..      | ..   | 3  | 138     | 2       | 39      | Sailing } UNION OF SOUTH AFRICA                           |
| ..      | ..   | ..      | ..   | 1  | 3,723   | ..      | ..      | Steam } MAURITIUS AND DEPENDENCIES (INCLUDING SEICHELLES) |
| ..      | ..   | ..      | ..   | ..   | ..      | ..      | ..      | Steam } KENYA COLONY (INCLUDING LANIBAR AND PEMBA)        |
| ..      | ..   | ..      | ..   | 2  | 6,027   | 1       | 2,170   | Steam } TANGANYIKA TERRITORY                              |
| ..      | ..   | ..      | ..   | ..   | ..      | ..      | ..      | Sailing } ANGLO-EGYPTIAN SUDAN                            |
| ..      | ..   | ..      | ..   | 4  | 12,554  | ..      | ..      | Steam } BRITISH BORNEO                                    |
| ..      | ..   | ..      | ..   | ..   | ..      | ..      | ..      | Steam } CANADA  |
| ..      | ..   | ..      | ..   | 11   | 45,220  | ..      | ..      | Steam } BRITISH GUIANA                                    |
| ..      | ..   | ..      | ..   | ..   | ..      | ..      | ..      | Sailing } COMMONWEALTH OF AUSTRALIA                       |
| ..      | ..   | ..      | ..   | 3  | 10,099  | 1       | 3,382   | Steam } NEWZEALAND (INCLUDING NAURU AND BR. SARONG)       |
| ..      | ..   | ..      | ..   | ..   | ..      | ..      | ..      | Sailing } FIJI ISLANDS                                    |
| ..      | ..   | ..      | ..   | 2  | 6,308   | 1       | 1,869   | Steam } OTHER BRITISH PACIFIC ISLANDS                     |
| ..      | ..   | ..      | ..   | 1  | 3,205   | 1       | 4,368   | Steam } TOTAL UNITED KINGDOM AND BRITISH POSSESSIONS      |
| ..      | ..   | ..      | ..   | 1  | 2,758   | ..      | ..      | Steam } ..  |
| ..      | ..   | ..      | ..   | 4  | 14,707  | ..      | ..      | Steam } ..  |
| ..      | ..   | ..      | ..   | ..   | ..      | ..      | ..      | Steam } ..  |
| ..      | ..   | ..      | ..   | 7  | 30,070  | 1       | 2,810   | Steam } ..  |
| ..      | ..   | ..      | ..   | ..   | ..      | ..      | ..      | Sailing } ..  |
| ..      | ..   | ..      | ..   | 1  | 4,631   | ..      | ..      | Steam } ..  |
| ..      | ..   | ..      | ..   | 1  | 2,695   | ..      | ..      | Steam } ..  |
| ..      | ..   | ..      | ..   | ..   | ..      | 1       | 2,216   | Steam } ..  |
| ..      | ..   | ..      | ..   | 131  | 445,864 | 63      | 211,552 | Steam } ..  |
| ..      | ..   | ..      | ..   | 278  | 24,978  | 42      | 3,565   | Sailing } ..  |
| ..      | ..   | ..      | ..   | 404  | 470,842 | 105     | 215,117 | Total } ..  |
| ..      | ..   | ..      | ..   | ..   | ..      | ..      | ..      | FOREIGN COUNTRIES—  |
| ..      | ..   | ..      | ..   | 8  | 7,659   | ..      | ..      | Steam } UNION OF SOCIALIST SOVIET REPUBLICS               |
| ..      | ..   | ..      | ..   | ..   | ..      | ..      | ..      | Steam } GEORGIA   |
| ..      | ..   | ..      | ..   | ..   | ..      | ..      | ..      | Steam } SWEDEN  |
| ..      | ..   | ..      | ..   | 1  | 3,647   | 1       | 2,159   | Steam } NORWAY  |
| ..      | ..   | ..      | ..   | ..   | ..      | ..      | ..      | Steam } DENMARK   |
| ..      | ..   | ..      | ..   | 10   | 43,829  | 1       | 3,852   | Steam } GERMANY   |
| ..      | ..   | ..      | ..   | 1  | 4,345   | 1       | 4,039   | Steam } NETHERLANDS                                       |
| ..      | ..   | ..      | ..   | ..   | ..      | 2       | 7,654   | Steam } BELGIUM   |
| ..      | ..   | ..      | ..   | 1  | 3,333   | 2       | 4,724   | Steam } FRANCE  |
| ..      | ..   | ..      | ..   | 1  | 3,730   | ..      | ..      | Steam } SPAIN   |
| ..      | ..   | ..      | ..   | ..   | ..      | ..      | ..      | Steam } PORTUGAL  |
| ..      | ..   | ..      | ..   | 8  | 20,412  | 1       | 3,061   | Steam } ITALY   |
| ..      | ..   | ..      | ..   | ..   | ..      | ..      | ..      | Steam } AUSTRIA   |
| ..      | ..   | ..      | ..   | ..   | ..      | ..      | ..      | Steam } YUGOSLAVIA  |
| ..      | ..   | ..      | ..   | 2  | 5,699   | ..      | ..      | Steam } GREECE  |
| ..      | ..   | ..      | ..   | ..   | ..      | ..      | ..      | Steam } TURKEY EUROPEAN                                   |
| ..      | ..   | ..      | ..   | 1  | 223     | ..      | ..      | Steam } TURKEY ASIATIC                                    |
| ..      | ..   | ..      | ..   | ..   | ..      | 1       | 2,647   | Sailing } ..  |
| ..      | ..   | ..      | ..   | ..   | ..      | ..      | ..      | Steam } MASCAT TERRITORY AND TRUCIAL OMAN                 |
| ..      | ..   | ..      | ..   | 41   | 4,506   | 1       | 41      | Sailing } OTHER NATIVE STATES IN ARABIA                   |
| ..      | ..   | ..      | ..   | 12   | 31,731  | ..      | ..      | Steam } IRAQ  |
| ..      | ..   | ..      | ..   | 6  | 602     | ..      | ..      | Sailing } ..  |
| ..      | ..   | ..      | ..   | 21   | 74,438  | 14      | 50,095  | Steam } IRAN  |
| ..      | ..   | ..      | ..   | 30   | 2,315   | ..      | ..      | Sailing } ..  |
| ..      | ..   | ..      | ..   | 7  | 26,396  | 61      | 186,371 | Steam } HENJAM ISLAND                                     |
| ..      | ..   | ..      | ..   | 17   | 1,120   | ..      | ..      | Sailing } SUMATRA   |
| ..      | ..   | ..      | ..   | ..   | ..      | ..      | ..      | Steam } JAVA  |
| ..      | ..   | ..      | ..   | 3  | 5,002   | 8       | 29,387  | Steam } BORNEO (DUTCH)                                    |
| ..      | ..   | ..      | ..   | 12   | 28,865  | 28      | 93,184  | Steam } CELEBES AND OTHER ISLANDS                         |
| ..      | ..   | ..      | ..   | ..   | ..      | 2       | 7,415   | Steam } SIAM  |
| ..      | ..   | ..      | ..   | 2  | 4,541   | 7       | 15,765  | Steam } ..  |
| ..      | ..   | ..      | ..   | 2  | 27      | ..      | ..      | Sailing } ..  |
| ..      | ..   | ..      | ..   | ..   | ..      | 10      | 25,111  | Steam } ENDO-CHINA (INCLUDING COCHIN-CHINA, ETC.)         |
| ..      | ..   | ..      | ..   | ..   | ..      | 4       | 11,350  | Steam } PHILIPPINES                                       |
| ..      | ..   | ..      | ..   | ..   | ..      | ..      | ..      | Steam } FORMOSA   |
| ..      | ..   | ..      | ..   | 9  | 29,930  | 6       | 58,865  | Steam } CHINA (EXCLUSIVE OF HONGKONG AND MACAO)           |
| ..      | ..   | ..      | ..   | ..   | ..      | ..      | ..      | Steam } KOREA   |
| ..      | ..   | ..      | ..   | 12   | 37,991  | 11      | 37,602  | Steam } JAPAN   |
| ..      | ..   | ..      | ..   | 23   | 63,009  | 8       | 7,730   | Steam } EGYPT   |

GENERAL TABLES  
SHIPPING

( 717 )

No 9—concluded

TRADE WITH EACH COUNTRY

NUMBER and TONNAGE of STEAM and SAILING VESSELS, including their REPEATED VOYAGES, that distinguishing the NATIONALITY of the vessels employed in the Trade with each

| COUNTRIES WHENCE ENTERED AND TO WHICH CLEARED                                   | NATION        |         |         |         |         |      |         |      |         |        |                |       |
|---|---------------|---------|---------|---------|---------|------|---------|------|---------|--------|----------------|-------|
|   | TOTAL FOREIGN |         |         |         |         |      |         |      | NATIVE  |        |                |       |
|   | Entered       |         |         |         | Cleared |      |         |      | BRITISH |        | BRITISH INDIAN |       |
|   | vessels       | tons    | vessels | tons    | vessels | tons | vessels | tons | vessels | tons   | vessels        | tons  |
| FOREIGN COUNTRIES—continued   |               |         |         |         |         |      |         |      |         |        |                |       |
| IMPOLI . . . . . Steam  | ..            | ..      | ..      | ..      | ..      | ..   | ..      | ..   | ..      | ..     | ..             | ..    |
| TUNIS . . . . . Steam   | ..            | ..      | ..      | ..      | ..      | ..   | ..      | ..   | ..      | ..     | ..             | ..    |
| ALGERIA . . . . . Steam   | ..            | ..      | ..      | ..      | ..      | ..   | ..      | ..   | ..      | ..     | ..             | ..    |
| PORTUGUESE EAST AFRICA . . . . . Steam  | ..            | ..      | ..      | ..      | ..      | ..   | ..      | ..   | ..      | ..     | ..             | ..    |
| .. . . . . Sailing  | ..            | ..      | ..      | ..      | ..      | ..   | ..      | ..   | ..      | ..     | ..             | ..    |
| NADAGASCAR . . . . . Steam  | 2             | 14,372  | 1       | 4,601   | ..      | ..   | ..      | ..   | ..      | ..     | ..             | ..    |
| .. . . . . Sailing  | ..            | ..      | ..      | ..      | ..      | ..   | ..      | ..   | ..      | ..     | ..             | ..    |
| REUNION . . . . . Steam   | ..            | ..      | ..      | ..      | ..      | ..   | ..      | ..   | ..      | ..     | ..             | ..    |
| GERMAN EAST AFRICA . . . . . Steam  | ..            | ..      | ..      | ..      | ..      | ..   | ..      | ..   | ..      | ..     | ..             | ..    |
| .. . . . . Sailing  | ..            | ..      | ..      | ..      | ..      | ..   | ..      | ..   | ..      | ..     | ..             | ..    |
| ITALIAN EAST AFRICA . . . . . Steam   | 0             | 12,977  | 3       | 12,770  | ..      | ..   | ..      | ..   | ..      | ..     | ..             | ..    |
| .. . . . . Sailing  | ..            | ..      | ..      | ..      | ..      | ..   | ..      | ..   | ..      | ..     | ..             | ..    |
| FRENCH WEST AFRICA . . . . . Steam  | ..            | ..      | ..      | ..      | ..      | ..   | ..      | ..   | ..      | ..     | ..             | ..    |
| FRENCH SOMALILAND . . . . . Steam   | ..            | ..      | ..      | ..      | ..      | ..   | ..      | ..   | ..      | ..     | ..             | ..    |
| UNITED STATES OF AMERICA . . . . . Steam  | 3             | 8,827   | 1       | 4,345   | ..      | ..   | ..      | ..   | ..      | ..     | ..             | ..    |
| .. . . . . Sailing  | ..            | ..      | ..      | ..      | ..      | ..   | ..      | ..   | ..      | ..     | ..             | ..    |
| CUBA . . . . . Steam  | ..            | ..      | ..      | ..      | ..      | ..   | ..      | ..   | ..      | ..     | ..             | ..    |
| FRENCH WEST INDIES . . . . . Steam  | ..            | ..      | ..      | ..      | ..      | ..   | ..      | ..   | ..      | ..     | ..             | ..    |
| MEXICO . . . . . Steam  | ..            | ..      | ..      | ..      | ..      | ..   | ..      | ..   | ..      | ..     | ..             | ..    |
| BRAZIL . . . . . Steam  | ..            | ..      | ..      | ..      | ..      | ..   | ..      | ..   | ..      | ..     | ..             | ..    |
| OTHER DUTCH POSSESSIONS IN THE EAST. Steam                                      | 2             | 8,132   | 2       | 6,238   | ..      | ..   | ..      | ..   | ..      | ..     | ..             | ..    |
| .. . . . . Sailing  | ..            | ..      | ..      | ..      | ..      | ..   | ..      | ..   | ..      | ..     | ..             | ..    |
| URUGUAY . . . . . Steam   | ..            | ..      | ..      | ..      | ..      | ..   | ..      | ..   | ..      | ..     | ..             | ..    |
| .. . . . . Sailing  | ..            | ..      | ..      | ..      | ..      | ..   | ..      | ..   | ..      | ..     | ..             | ..    |
| ARGENTINE REPUBLIC . . . . . Steam  | ..            | ..      | ..      | ..      | ..      | ..   | ..      | ..   | ..      | ..     | ..             | ..    |
| .. . . . . Sailing  | ..            | ..      | ..      | ..      | ..      | ..   | ..      | ..   | ..      | ..     | ..             | ..    |
| CHILE . . . . . Steam   | ..            | ..      | ..      | ..      | ..      | ..   | ..      | ..   | ..      | ..     | ..             | ..    |
| .. . . . . Sailing  | ..            | ..      | ..      | ..      | ..      | ..   | ..      | ..   | ..      | ..     | ..             | ..    |
| PERU . . . . . Steam  | ..            | ..      | ..      | ..      | ..      | ..   | ..      | ..   | ..      | ..     | ..             | ..    |
| .. . . . . Sailing  | ..            | ..      | ..      | ..      | ..      | ..   | ..      | ..   | ..      | ..     | ..             | ..    |
| OTHER ISLANDS IN THE PACIFIC . . . . . Steam                                    | ..            | ..      | ..      | ..      | ..      | ..   | ..      | ..   | ..      | ..     | ..             | ..    |
| .. . . . . Sailing  | ..            | ..      | ..      | ..      | ..      | ..   | ..      | ..   | ..      | ..     | ..             | ..    |
| TOTAL FOREIGN COUNTRIES . . . . . Steam   | 87            | 282,109 | 82      | 307,421 | ..      | ..   | ..      | ..   | ..      | ..     | ..             | ..    |
| .. . . . . Sailing  | ..            | ..      | ..      | ..      | ..      | ..   | ..      | ..   | 42      | 4,860  | 1              | 41    |
| Total   | 87            | 282,109 | 82      | 307,421 | ..      | ..   | ..      | ..   | 42      | 4,860  | 1              | 41    |
| TOTAL UNITED KINGDOM, BRITISH POSSESSIONS AND FOREIGN COUNTRIES . . . . . Steam | 102           | 332,294 | 103     | 374,727 | ..      | ..   | ..      | ..   | ..      | ..     | ..             | ..    |
| .. . . . . Sailing  | ..            | ..      | ..      | ..      | ..      | ..   | ..      | ..   | 214     | 16,311 | 82             | 2,762 |
| Total   | 102           | 332,294 | 103     | 374,727 | ..      | ..   | ..      | ..   | 214     | 16,311 | 82             | 2,762 |

## AND NATIONALITY OF VESSELS

ENTERED and CLEARED in BALLAST from and to each COUNTRY at PORTS in BRITISH INDIA,  
country, in the Official Year 1935-36—concluded

| CRAFT   |       |         |      |   |         |         |         | COUNTRIES WHENCE ENTERED AND TO WHICH CLEARED                           |
|---------|-------|---------|------|---|---------|---------|---------|---|
| FOREIGN |       |         |      | TOTAL BRITISH, BRITISH INDIAN,<br>FOREIGN, AND NATIVE CRAFT |         |         |         |   |
| Entered |       | Cleared |      | Entered   |         | Cleared |         |   |
| vessels | tons  | vessels | tons | vessels   | tons    | vessels | tons    |   |
| ..      | ..    | ..      | ..   | ..  | ..      | ..      | ..      | FOREIGN COUNTRIES—continued   |
| ..      | ..    | ..      | ..   | ..  | ..      | ..      | ..      | Steam TRIPOLI   |
| ..      | ..    | ..      | ..   | ..  | ..      | ..      | ..      | Steam TUNIS   |
| ..      | ..    | ..      | ..   | ..  | ..      | ..      | ..      | Steam ALGERIA   |
| ..      | ..    | ..      | ..   | 8   | 30,721  | ..      | ..      | Steam } PORTUGUESE EAST AFRICA  |
| ..      | ..    | ..      | ..   | ..  | ..      | ..      | ..      | Sailing }   |
| ..      | ..    | ..      | ..   | 2   | 14,372  | 1       | 4,601   | Steam } MADAGASCAR  |
| ..      | ..    | ..      | ..   | ..  | ..      | ..      | ..      | Sailing }   |
| ..      | ..    | ..      | ..   | ..  | ..      | ..      | ..      | Steam REUNION   |
| ..      | ..    | ..      | ..   | ..  | ..      | ..      | ..      | Steam } GERMAN EAST AFRICA  |
| ..      | ..    | ..      | ..   | ..  | ..      | ..      | ..      | Sailing }   |
| ..      | ..    | ..      | ..   | 7   | 16,360  | 3       | 12,770  | Steam } ITALIAN EAST AFRICA   |
| ..      | ..    | ..      | ..   | ..  | ..      | ..      | ..      | Sailing }   |
| ..      | ..    | ..      | ..   | ..  | ..      | ..      | ..      | Steam FRENCH WEST AFRICA  |
| ..      | ..    | ..      | ..   | ..  | ..      | 1       | 2,153   | Steam FRENCH SOMALILAND   |
| ..      | ..    | ..      | ..   | 7   | 22,499  | 1       | 4,845   | Steam } UNITED STATES OF AMERICA  |
| ..      | ..    | ..      | ..   | ..  | ..      | ..      | ..      | Sailing }   |
| ..      | ..    | ..      | ..   | ..  | ..      | ..      | ..      | Steam CUBA  |
| ..      | ..    | ..      | ..   | ..  | ..      | ..      | ..      | Steam FRENCH WEST INDIES  |
| ..      | ..    | ..      | ..   | ..  | ..      | ..      | ..      | Steam MEXICO  |
| ..      | ..    | ..      | ..   | ..  | ..      | ..      | ..      | Steam BRAZIL  |
| ..      | ..    | ..      | ..   | 2   | 8,132   | 3       | 9,116   | Steam OTHER DUTCH POSSESSIONS IN THE EAST                               |
| ..      | ..    | ..      | ..   | ..  | ..      | ..      | ..      | Steam } URUGUAY   |
| ..      | ..    | ..      | ..   | ..  | ..      | ..      | ..      | Sailing }   |
| ..      | ..    | ..      | ..   | ..  | ..      | ..      | ..      | Steam } ARGENTINE REPUBLIC  |
| ..      | ..    | ..      | ..   | ..  | ..      | ..      | ..      | Sailing }   |
| ..      | ..    | ..      | ..   | ..  | ..      | ..      | ..      | Steam } CHILE   |
| ..      | ..    | ..      | ..   | ..  | ..      | ..      | ..      | Sailing }   |
| ..      | ..    | ..      | ..   | ..  | ..      | ..      | ..      | Steam } PERU  |
| ..      | ..    | ..      | ..   | ..  | ..      | ..      | ..      | Sailing }   |
| ..      | ..    | ..      | ..   | ..  | ..      | ..      | ..      | Steam } OTHER ISLANDS IN THE PACIFIC                                    |
| ..      | ..    | ..      | ..   | ..  | ..      | ..      | ..      | Sailing }   |
| ..      | ..    | ..      | ..   | 155   | 496,864 | 157     | 578,442 | Steam } TOTAL FOREIGN COUNTRIES   |
| 54      | 3,710 | ..      | ..   | 96  | 8,570   | 1       | 41      | Sailing }   |
| 54      | 3,710 | ..      | ..   | 251   | 505,434 | 158     | 578,483 | Total }   |
| ..      | ..    | ..      | ..   | 286   | 942,228 | 220     | 789,994 | Steam } TOTAL UNITED KINGDOM, BRITISH POSSESSIONS AND FOREIGN COUNTRIES |
| 57      | 3,848 | 2       | 39   | 360   | 33,548  | 48      | 3,606   | Sailing }   |
| 57      | 3,848 | 2       | 39   | 655   | 975,776 | 268     | 793,600 | TOTAL }   |

VESSELS BUILT  
SHIPPING

( 719 )

No. 10

NUMBER and TONNAGE of SAILING and STEAM VESSELS, BUILT

| PROVINCES                       | 1931-32 |      |       |      |       |      | 1932-33 |      |       |      |       |      | SAILING |       |
|---------------------------------|---------|------|-------|------|-------|------|---------|------|-------|------|-------|------|---------|-------|
|                                 | SAILING |      | STEAM |      | TOTAL |      | SAILING |      | STEAM |      | TOTAL |      | ves.    | tons  |
|                                 | ves.    | tons | ves.  | tons | ves.  | tons | ves.    | tons | ves.  | tons | ves.  | tons | ves.    | tons  |
| BENGAL                          | ..      | ..   | ..    | ..   | ..    | ..   | ..      | ..   | ..    | ..   | ..    | ..   | ..      | ..    |
| BOMBAY                          | 2       | 22   | ..    | ..   | 2     | 22   | 4       | 76   | ..    | ..   | 4     | 76   | 28      | 1,019 |
| SIND                            | 1       | 53   | ..    | ..   | 1     | 53   | 1       | 15   | ..    | ..   | 1     | 15   | ..      | ..    |
| MADRAS                          | 4       | 149  | ..    | ..   | 4     | 149  | 8       | 348  | ..    | ..   | 8     | 348  | 8       | 241   |
| GURMA                           | ..      | ..   | ..    | ..   | ..    | ..   | ..      | ..   | ..    | ..   | ..    | ..   | ..      | ..    |
| TOTAL                           | 7       | 224  | ..    | ..   | 7     | 224  | 8       | 439  | ..    | ..   | 8     | 439  | 36      | 1,260 |
| PORTS                           |         |      |       |      |       |      |         |      |       |      |       |      |         |       |
| BENGAL—                         |         |      |       |      |       |      |         |      |       |      |       |      |         |       |
| Calcutta—                       |         |      |       |      |       |      |         |      |       |      |       |      |         |       |
| from 10 to 100 tons             |         |      |       |      |       |      |         |      |       |      |       |      |         |       |
| above 100 " 300 "               |         |      |       |      |       |      |         |      |       |      |       |      |         |       |
| " 300 "                         |         |      |       |      |       |      |         |      |       |      |       |      |         |       |
| Chittagong—                     |         |      |       |      |       |      |         |      |       |      |       |      |         |       |
| from 10 to 100 tons             |         |      |       |      |       |      |         |      |       |      |       |      |         |       |
| above 100 to 300 "              |         |      |       |      |       |      |         |      |       |      |       |      |         |       |
| " 300 "                         |         |      |       |      |       |      |         |      |       |      |       |      |         |       |
| TOTAL from 10 to 100 tons       |         |      |       |      |       |      |         |      |       |      |       |      |         |       |
| " above 100 " 300 "             |         |      |       |      |       |      |         |      |       |      |       |      |         |       |
| " " 300 "                       |         |      |       |      |       |      |         |      |       |      |       |      |         |       |
| TOTAL                           |         |      |       |      |       |      |         |      |       |      |       |      |         |       |
| BOMBAY—                         |         |      |       |      |       |      |         |      |       |      |       |      |         |       |
| Bombay from 10 to 100 tons      |         |      |       |      |       |      |         |      |       |      |       |      |         |       |
| " above 100 " 300 "             |         |      |       |      |       |      |         |      |       |      |       |      |         |       |
| " " 300 "                       |         |      |       |      |       |      |         |      |       |      |       |      |         |       |
| Bassein from 10 " 100 "         |         |      |       |      |       |      |         |      |       |      |       |      |         |       |
| " above 100 " 300 "             |         |      |       |      |       |      |         |      |       |      |       |      |         |       |
| Bhandup from 10 " 100 "         |         |      |       |      |       |      |         |      |       |      |       |      |         |       |
| Bulsar " " " " "                |         |      |       |      |       |      |         |      |       |      |       |      |         |       |
| Dabhol " " " " "                |         |      |       |      |       |      |         |      |       |      |       |      |         |       |
| Dahanu " " " " "                |         |      |       |      |       |      |         |      |       |      |       |      |         |       |
| Daman-Frontier " " " " "        |         |      |       |      |       |      |         |      |       |      |       |      |         |       |
| Dharasana " " " " "             |         |      |       |      |       |      |         |      |       |      |       |      |         |       |
| Dodamarg " " " " "              |         |      |       |      |       |      |         |      |       |      |       |      |         |       |
| Honavar " " " " "               |         |      |       |      |       |      |         |      |       |      |       |      |         |       |
| Jaitapur " " " " "              |         |      |       |      |       |      |         |      |       |      |       |      |         |       |
| Karwar " " " " "                |         |      |       |      |       |      |         |      |       |      |       |      |         |       |
| Miltan " " " " "                |         |      |       |      |       |      |         |      |       |      |       |      |         |       |
| Marol " " " " "                 |         |      |       |      |       |      |         |      |       |      |       |      |         |       |
| Rai " " " " "                   |         |      |       |      |       |      |         |      |       |      |       |      |         |       |
| Ratanagiri " " " " "            |         |      |       |      |       |      |         |      |       |      |       |      |         |       |
| " above 100 " 300 "             |         |      |       |      |       |      |         |      |       |      |       |      |         |       |
| Rovanda from 10 " 100 "         |         |      |       |      |       |      |         |      |       |      |       |      |         |       |
| Sanikatta " " " " "             |         |      |       |      |       |      |         |      |       |      |       |      |         |       |
| Surat " " " " "                 |         |      |       |      |       |      |         |      |       |      |       |      |         |       |
| TOTAL from 10 to 100 tons       |         |      |       |      |       |      |         |      |       |      |       |      |         |       |
| " above 100 " 300 "             |         |      |       |      |       |      |         |      |       |      |       |      |         |       |
| " " 300 "                       |         |      |       |      |       |      |         |      |       |      |       |      |         |       |
| TOTAL                           |         |      |       |      |       |      |         |      |       |      |       |      |         |       |
| SIND—                           |         |      |       |      |       |      |         |      |       |      |       |      |         |       |
| Karachi—                        |         |      |       |      |       |      |         |      |       |      |       |      |         |       |
| from 10 to 100 tons             |         |      |       |      |       |      |         |      |       |      |       |      |         |       |
| above 100 " 300 "               |         |      |       |      |       |      |         |      |       |      |       |      |         |       |
| Keti Bundar from 10 to 100 tons |         |      |       |      |       |      |         |      |       |      |       |      |         |       |
| TOTAL from 10 to 100 tons       |         |      |       |      |       |      |         |      |       |      |       |      |         |       |
| " above 100 " 300 "             |         |      |       |      |       |      |         |      |       |      |       |      |         |       |
| " " 300 "                       |         |      |       |      |       |      |         |      |       |      |       |      |         |       |
| TOTAL                           |         |      |       |      |       |      |         |      |       |      |       |      |         |       |
| MADRAS—                         |         |      |       |      |       |      |         |      |       |      |       |      |         |       |
| Calicut from 10 to 100 tons     |         |      |       |      |       |      |         |      |       |      |       |      |         |       |
| " above 100 " 300 "             |         |      |       |      |       |      |         |      |       |      |       |      |         |       |
| Cannanore from 10 " 100 "       |         |      |       |      |       |      |         |      |       |      |       |      |         |       |
| Gocanada " " " " "              |         |      |       |      |       |      |         |      |       |      |       |      |         |       |
| " above 100 " 300 "             |         |      |       |      |       |      |         |      |       |      |       |      |         |       |
| " " 300 "                       |         |      |       |      |       |      |         |      |       |      |       |      |         |       |
| Cochin from 10 " 100 "          |         |      |       |      |       |      |         |      |       |      |       |      |         |       |
| " above 100 " 300 "             |         |      |       |      |       |      |         |      |       |      |       |      |         |       |

NOTE—(1) Under the English and Indian Merchant Shipping Acts and the Bombay Act, XIX of 1938, the registration of coasting vessels is compulsory in the Bombay Presidency including Sind, and the returns for Bombay and Sind are therefore complete as regards vessels of 10 tons burthen and above, while the returns for other provinces are incomplete as the registration of vessels under both the English Merchant Shipping Act, 1894, and the Indian Merchant Shipping Act, X of 1914, an amended by Act XI of 1929 is optional and the returns are necessarily restricted only to such vessels as are actually registered.

(2) The Ports in the Bombay Presidency, excepting the chief port, are really *satellite* composed of a number of subordinate ports.



at each PORT in BRITISH INDIA, in each Official Year from 1931-32 to 1935-36

| 1933-34 |      |       |       | 1934-35 |       |       |      |       |       |         |       | 1935-36 |      |       |       |                              |  |  |  |  |
|---------|------|-------|-------|---------|-------|-------|------|-------|-------|---------|-------|---------|------|-------|-------|------------------------------|--|--|--|--|
| STEAM   |      | TOTAL |       | SAILING |       | STEAM |      | TOTAL |       | SAILING |       | STEAM   |      | TOTAL |       |                              |  |  |  |  |
| ves.    | tons | ves.  | tons  | ves.    | tons  | ves.  | tons | ves.  | tons  | ves.    | tons  | ves.    | tons | ves.  | tons  |                              |  |  |  |  |
| ..      | ..   | ..    | ..    | ..      | ..    | ..    | ..   | ..    | ..    | ..      | ..    | ..      | ..   | ..    | ..    | BENGAL PROVINCES             |  |  |  |  |
| ..      | ..   | 28    | 1,019 | 27      | 926   | 8     | 106  | 30    | 1,032 | 40      | 1,408 | ..      | ..   | 40    | 1,408 | BENGAL                       |  |  |  |  |
| ..      | ..   | ..    | ..    | 1       | 24    | ..    | ..   | 1     | 24    | ..      | ..    | ..      | ..   | ..    | ..    | BOMBAY                       |  |  |  |  |
| ..      | ..   | 8     | 241   | 22      | 1,066 | ..    | ..   | 22    | 1,066 | 10      | 418   | ..      | ..   | 10    | 418   | SIND                         |  |  |  |  |
| ..      | ..   | ..    | ..    | ..      | ..    | ..    | ..   | ..    | ..    | ..      | ..    | ..      | ..   | ..    | ..    | MADRAS                       |  |  |  |  |
| ..      | ..   | 86    | 1,260 | 50      | 2,016 | 8     | 106  | 58    | 2,122 | 50      | 1,816 | ..      | ..   | 50    | 1,816 | BURMA                        |  |  |  |  |
| ..      | ..   | ..    | ..    | ..      | ..    | ..    | ..   | ..    | ..    | ..      | ..    | ..      | ..   | ..    | ..    | TOTAL                        |  |  |  |  |
| ..      | ..   | ..    | ..    | ..      | ..    | ..    | ..   | ..    | ..    | ..      | ..    | ..      | ..   | ..    | ..    | BENGAL—                      |  |  |  |  |
| ..      | ..   | ..    | ..    | ..      | ..    | ..    | ..   | ..    | ..    | ..      | ..    | ..      | ..   | ..    | ..    | Calcutta—                    |  |  |  |  |
| ..      | ..   | ..    | ..    | ..      | ..    | ..    | ..   | ..    | ..    | ..      | ..    | ..      | ..   | ..    | ..    | from 10 to 100 tons          |  |  |  |  |
| ..      | ..   | ..    | ..    | ..      | ..    | ..    | ..   | ..    | ..    | ..      | ..    | ..      | ..   | ..    | ..    | above 100 " 300 "            |  |  |  |  |
| ..      | ..   | ..    | ..    | ..      | ..    | ..    | ..   | ..    | ..    | ..      | ..    | ..      | ..   | ..    | ..    | " 300 "                      |  |  |  |  |
| ..      | ..   | ..    | ..    | ..      | ..    | ..    | ..   | ..    | ..    | ..      | ..    | ..      | ..   | ..    | ..    | Chittagong—                  |  |  |  |  |
| ..      | ..   | ..    | ..    | ..      | ..    | ..    | ..   | ..    | ..    | ..      | ..    | ..      | ..   | ..    | ..    | from 10 to 100 tons          |  |  |  |  |
| ..      | ..   | ..    | ..    | ..      | ..    | ..    | ..   | ..    | ..    | ..      | ..    | ..      | ..   | ..    | ..    | above 100 to 300 "           |  |  |  |  |
| ..      | ..   | ..    | ..    | ..      | ..    | ..    | ..   | ..    | ..    | ..      | ..    | ..      | ..   | ..    | ..    | " 300 "                      |  |  |  |  |
| ..      | ..   | ..    | ..    | ..      | ..    | ..    | ..   | ..    | ..    | ..      | ..    | ..      | ..   | ..    | ..    | TOTAL from 10 to 100 tons    |  |  |  |  |
| ..      | ..   | ..    | ..    | ..      | ..    | ..    | ..   | ..    | ..    | ..      | ..    | ..      | ..   | ..    | ..    | " above 100 " 300 "          |  |  |  |  |
| ..      | ..   | ..    | ..    | ..      | ..    | ..    | ..   | ..    | ..    | ..      | ..    | ..      | ..   | ..    | ..    | " " 300 "                    |  |  |  |  |
| ..      | ..   | ..    | ..    | ..      | ..    | ..    | ..   | ..    | ..    | ..      | ..    | ..      | ..   | ..    | ..    | TOTAL                        |  |  |  |  |
| ..      | ..   | ..    | ..    | ..      | ..    | ..    | ..   | ..    | ..    | ..      | ..    | ..      | ..   | ..    | ..    | BOMBAY—                      |  |  |  |  |
| ..      | ..   | ..    | ..    | ..      | ..    | 8     | 106  | 8     | 106   | 2       | 192   | ..      | ..   | 2     | 192   | Bombay from 10 to 100 tons   |  |  |  |  |
| ..      | ..   | ..    | ..    | ..      | ..    | ..    | ..   | ..    | ..    | 1       | 119   | ..      | ..   | 1     | 119   | " above 100 " 300 "          |  |  |  |  |
| ..      | ..   | ..    | ..    | ..      | ..    | ..    | ..   | ..    | ..    | ..      | ..    | ..      | ..   | ..    | ..    | " " 300 "                    |  |  |  |  |
| ..      | ..   | ..    | ..    | ..      | ..    | ..    | ..   | ..    | ..    | ..      | ..    | ..      | ..   | ..    | ..    | Barsin from 10 to 100 "      |  |  |  |  |
| ..      | ..   | ..    | ..    | ..      | ..    | ..    | ..   | ..    | ..    | ..      | ..    | ..      | ..   | ..    | ..    | " above 100 " 300 "          |  |  |  |  |
| ..      | ..   | ..    | ..    | ..      | ..    | ..    | ..   | ..    | ..    | ..      | ..    | ..      | ..   | ..    | ..    | Bhandup from 10 " 100 "      |  |  |  |  |
| ..      | ..   | ..    | ..    | ..      | ..    | ..    | ..   | ..    | ..    | ..      | ..    | ..      | ..   | ..    | ..    | Bulear " " " " "             |  |  |  |  |
| ..      | ..   | ..    | ..    | ..      | ..    | ..    | ..   | ..    | ..    | ..      | ..    | ..      | ..   | ..    | ..    | Dabhol " " " " "             |  |  |  |  |
| ..      | ..   | ..    | ..    | ..      | ..    | ..    | ..   | ..    | ..    | 4       | 59    | ..      | ..   | 4     | 59    | Dahanu " " " " "             |  |  |  |  |
| ..      | ..   | ..    | ..    | ..      | ..    | ..    | ..   | ..    | ..    | 1       | 18    | ..      | ..   | 1     | 18    | Daman Frontier " " " " "     |  |  |  |  |
| ..      | ..   | 16    | 714   | 21      | 785   | ..    | ..   | 21    | 785   | 21      | 765   | ..      | ..   | 21    | 765   | Dharasna " " " " "           |  |  |  |  |
| ..      | ..   | ..    | ..    | ..      | ..    | ..    | ..   | ..    | ..    | ..      | ..    | ..      | ..   | ..    | ..    | Dodamarg " " " " "           |  |  |  |  |
| ..      | ..   | 8     | 85    | 2       | 86    | ..    | ..   | 2     | 86    | 2       | 71    | ..      | ..   | 2     | 71    | Honavar " " " " "            |  |  |  |  |
| ..      | ..   | 1     | 71    | ..      | ..    | ..    | ..   | ..    | ..    | ..      | ..    | ..      | ..   | ..    | ..    | Jaitapur " " " " "           |  |  |  |  |
| ..      | ..   | ..    | ..    | ..      | ..    | ..    | ..   | ..    | ..    | 1       | 24    | ..      | ..   | 1     | 24    | Karwar " " " " "             |  |  |  |  |
| ..      | ..   | 4     | 147   | 2       | 32    | ..    | ..   | 2     | 32    | 2       | 48    | ..      | ..   | 2     | 48    | Malwan " " " " "             |  |  |  |  |
| ..      | ..   | ..    | ..    | ..      | ..    | ..    | ..   | ..    | ..    | ..      | ..    | ..      | ..   | ..    | ..    | Maroli " " " " "             |  |  |  |  |
| ..      | ..   | ..    | ..    | ..      | ..    | ..    | ..   | ..    | ..    | ..      | ..    | ..      | ..   | ..    | ..    | Ral " " " " "                |  |  |  |  |
| ..      | ..   | 8     | 42    | 2       | 28    | ..    | ..   | 2     | 28    | 5       | 62    | ..      | ..   | 5     | 62    | Ratnagiri " " " " "          |  |  |  |  |
| ..      | ..   | ..    | ..    | ..      | ..    | ..    | ..   | ..    | ..    | ..      | ..    | ..      | ..   | ..    | ..    | " above 100 " 300 "          |  |  |  |  |
| ..      | ..   | ..    | ..    | ..      | ..    | ..    | ..   | ..    | ..    | ..      | ..    | ..      | ..   | ..    | ..    | Revdauda from 10 " 100 "     |  |  |  |  |
| ..      | ..   | 1     | 10    | ..      | ..    | ..    | ..   | ..    | ..    | 1       | 50    | ..      | ..   | 1     | 50    | Sankatta " " " " "           |  |  |  |  |
| ..      | ..   | ..    | ..    | ..      | ..    | ..    | ..   | ..    | ..    | ..      | ..    | ..      | ..   | ..    | ..    | Surat " " " " "              |  |  |  |  |
| ..      | ..   | 28    | 1,019 | 27      | 926   | 8     | 106  | 30    | 1,032 | 39      | 1,284 | ..      | ..   | 39    | 1,284 | TOTAL from 10 to 100 ton     |  |  |  |  |
| ..      | ..   | ..    | ..    | ..      | ..    | ..    | ..   | ..    | ..    | 1       | 119   | ..      | ..   | 1     | 119   | " above 100 " 300 "          |  |  |  |  |
| ..      | ..   | ..    | ..    | ..      | ..    | ..    | ..   | ..    | ..    | ..      | ..    | ..      | ..   | ..    | ..    | " " 300 "                    |  |  |  |  |
| ..      | ..   | 28    | 1,019 | 27      | 926   | 8     | 106  | 30    | 1,032 | 40      | 1,408 | ..      | ..   | 40    | 1,408 | TOTAL                        |  |  |  |  |
| ..      | ..   | ..    | ..    | ..      | ..    | ..    | ..   | ..    | ..    | ..      | ..    | ..      | ..   | ..    | ..    | SIND—                        |  |  |  |  |
| ..      | ..   | ..    | ..    | 1       | 24    | ..    | ..   | 1     | 24    | ..      | ..    | ..      | ..   | ..    | ..    | Karachi—                     |  |  |  |  |
| ..      | ..   | ..    | ..    | ..      | ..    | ..    | ..   | ..    | ..    | ..      | ..    | ..      | ..   | ..    | ..    | from 10 to 100 tons          |  |  |  |  |
| ..      | ..   | ..    | ..    | ..      | ..    | ..    | ..   | ..    | ..    | ..      | ..    | ..      | ..   | ..    | ..    | above 100 " 300 "            |  |  |  |  |
| ..      | ..   | ..    | ..    | ..      | ..    | ..    | ..   | ..    | ..    | ..      | ..    | ..      | ..   | ..    | ..    | Keti Bunder from 10 to 100 " |  |  |  |  |
| ..      | ..   | ..    | ..    | 1       | 24    | ..    | ..   | 1     | 24    | ..      | ..    | ..      | ..   | ..    | ..    | TOTAL from 10 to 100 "       |  |  |  |  |
| ..      | ..   | ..    | ..    | ..      | ..    | ..    | ..   | ..    | ..    | ..      | ..    | ..      | ..   | ..    | ..    | " above 100 " 300 "          |  |  |  |  |
| ..      | ..   | ..    | ..    | ..      | ..    | ..    | ..   | ..    | ..    | ..      | ..    | ..      | ..   | ..    | ..    | " " 300 "                    |  |  |  |  |
| ..      | ..   | ..    | ..    | 1       | 24    | ..    | ..   | 1     | 24    | ..      | ..    | ..      | ..   | ..    | ..    | TOTAL                        |  |  |  |  |
| ..      | ..   | 1     | 30    | ..      | ..    | ..    | ..   | ..    | ..    | 1       | 11    | ..      | ..   | 1     | 11    | MADRAS—                      |  |  |  |  |
| ..      | ..   | ..    | ..    | ..      | ..    | ..    | ..   | ..    | ..    | 1       | 118   | ..      | ..   | 1     | 118   | Calicut from 10 to 100 tons  |  |  |  |  |
| ..      | ..   | ..    | ..    | ..      | ..    | ..    | ..   | ..    | ..    | ..      | ..    | ..      | ..   | ..    | ..    | " above 100 " 300 "          |  |  |  |  |
| ..      | ..   | ..    | ..    | ..      | ..    | ..    | ..   | ..    | ..    | ..      | ..    | ..      | ..   | ..    | ..    | Cannanore from 10 " 100 "    |  |  |  |  |
| ..      | ..   | ..    | ..    | ..      | ..    | ..    | ..   | ..    | ..    | ..      | ..    | ..      | ..   | ..    | ..    | Cocanada " " " " "           |  |  |  |  |
| ..      | ..   | ..    | ..    | 1       | 200   | ..    | ..   | 1     | 200   | ..      | ..    | ..      | ..   | ..    | ..    | " above 100 " 300 "          |  |  |  |  |
| ..      | ..   | ..    | ..    | ..      | ..    | ..    | ..   | ..    | ..    | ..      | ..    | ..      | ..   | ..    | ..    | " " 300 "                    |  |  |  |  |
| ..      | ..   | ..    | ..    | ..      | ..    | ..    | ..   | ..    | ..    | ..      | ..    | ..      | ..   | ..    | ..    | Cochin from 10 to 100 "      |  |  |  |  |
| ..      | ..   | ..    | ..    | ..      | ..    | ..    | ..   | ..    | ..    | ..      | ..    | ..      | ..   | ..    | ..    | " above 100 " 300 "          |  |  |  |  |





VESSELS REGISTERED  
SHIPPING

( 723 )

No. 11

NUMBER and TONNAGE of SAILING and STEAM VESSELS, FIRST REGISTERED

| PROVINCES                          | 1931-32 |      |       |       |       |       | 1932-33 |      |       |       |       |       | SAILING |       |
|------------------------------------|---------|------|-------|-------|-------|-------|---------|------|-------|-------|-------|-------|---------|-------|
|                                    | SAILING |      | STEAM |       | TOTAL |       | SAILING |      | STEAM |       | TOTAL |       | VES.    | TONS  |
|                                    | VES.    | TONS | VES.  | TONS  | VES.  | TONS  | VES.    | TONS | VES.  | TONS  | VES.  | TONS  |         |       |
| <i>Under the English Act</i>       |         |      |       |       |       |       |         |      |       |       |       |       |         |       |
| BENGAL                             | ..      | ..   | ..    | ..    | ..    | ..    | ..      | ..   | 3     | 1,212 | 3     | 1,212 | ..      | ..    |
| BOMBAY                             | ..      | ..   | 2     | 1,548 | 2     | 1,548 | ..      | ..   | 1     | 128   | 1     | 128   | 1       | 11    |
| BURMA                              | 1       | 106  | 5     | 998   | 6     | 1,104 | ..      | ..   | 3     | 8,084 | 3     | 8,084 | ..      | ..    |
| TOTAL                              | 1       | 106  | 7     | 2,546 | 8     | 2,652 | ..      | ..   | 7     | 9,969 | 7     | 9,969 | 1       | 11    |
| <i>Under the Indian Act</i>        |         |      |       |       |       |       |         |      |       |       |       |       |         |       |
| BENGAL                             | ..      | ..   | ..    | ..    | ..    | ..    | ..      | ..   | ..    | ..    | ..    | ..    | ..      | ..    |
| BOMBAY                             | 3       | 109  | 1     | 65    | 4     | 174   | 5       | 94   | ..    | ..    | 5     | 94    | 35      | 1,225 |
| SIND                               | 1       | 53   | ..    | ..    | 1     | 53    | 1       | 15   | ..    | ..    | 1     | 15    | ..      | ..    |
| MADRAS                             | 4       | 149  | ..    | ..    | 4     | 149   | 3       | 848  | ..    | ..    | 3     | 848   | 8       | 241   |
| BURMA                              | ..      | ..   | ..    | ..    | ..    | ..    | ..      | ..   | ..    | ..    | ..    | ..    | ..      | ..    |
| TOTAL                              | 8       | 311  | 1     | 65    | 9     | 376   | 9       | 457  | ..    | ..    | 9     | 457   | 43      | 1,466 |
| <i>PORTS Under the English Act</i> |         |      |       |       |       |       |         |      |       |       |       |       |         |       |
| BENGAL—                            |         |      |       |       |       |       |         |      |       |       |       |       |         |       |
| Calcutta—                          |         |      |       |       |       |       |         |      |       |       |       |       |         |       |
| below 10 tons                      | ..      | ..   | ..    | ..    | ..    | ..    | ..      | ..   | 1     | 8     | 1     | 8     | ..      | ..    |
| from 10 to 100 tons                | ..      | ..   | ..    | ..    | ..    | ..    | ..      | ..   | 1     | 32    | 1     | 32    | ..      | ..    |
| above 100 " 300 "                  | ..      | ..   | ..    | ..    | ..    | ..    | ..      | ..   | ..    | ..    | ..    | ..    | ..      | ..    |
| " 300 "                            | ..      | ..   | ..    | ..    | ..    | ..    | ..      | ..   | 1     | 1,172 | 1     | 1,172 | ..      | ..    |
| Chittagong above 300 "             | ..      | ..   | ..    | ..    | ..    | ..    | ..      | ..   | ..    | ..    | ..    | ..    | ..      | ..    |
| TOTAL                              | ..      | ..   | ..    | ..    | ..    | ..    | ..      | ..   | 3     | 1,212 | 3     | 1,212 | ..      | ..    |
| <i>Under the Indian Act</i>        |         |      |       |       |       |       |         |      |       |       |       |       |         |       |
| BENGAL—                            |         |      |       |       |       |       |         |      |       |       |       |       |         |       |
| Chittagong from 10 to 100 tons     |         |      |       |       |       |       |         |      |       |       |       |       |         |       |
| ..                                 | ..      | ..   | ..    | ..    | ..    | ..    | ..      | ..   | ..    | ..    | ..    | ..    | ..      | ..    |
| ..                                 | ..      | ..   | ..    | ..    | ..    | ..    | ..      | ..   | ..    | ..    | ..    | ..    | ..      | ..    |
| ..                                 | ..      | ..   | ..    | ..    | ..    | ..    | ..      | ..   | ..    | ..    | ..    | ..    | ..      | ..    |
| TOTAL                              | ..      | ..   | ..    | ..    | ..    | ..    | ..      | ..   | ..    | ..    | ..    | ..    | ..      | ..    |
| <i>Under the English Act</i>       |         |      |       |       |       |       |         |      |       |       |       |       |         |       |
| BOMBAY—                            |         |      |       |       |       |       |         |      |       |       |       |       |         |       |
| Bombay—                            |         |      |       |       |       |       |         |      |       |       |       |       |         |       |
| from 10 to 100 tons                | ..      | ..   | ..    | ..    | ..    | ..    | ..      | ..   | ..    | ..    | ..    | ..    | 1       | 11    |
| above 100 " 300 "                  | ..      | ..   | ..    | ..    | ..    | ..    | ..      | ..   | 1     | 128   | 1     | 128   | ..      | ..    |
| " 300 "                            | ..      | ..   | 2     | 1,548 | 2     | 1,548 | ..      | ..   | ..    | ..    | ..    | ..    | ..      | ..    |
| TOTAL                              | ..      | ..   | 2     | 1,548 | 2     | 1,548 | ..      | ..   | 1     | 128   | 1     | 128   | 1       | 11    |
| <i>Under the Indian Act</i>        |         |      |       |       |       |       |         |      |       |       |       |       |         |       |
| BOMBAY—                            |         |      |       |       |       |       |         |      |       |       |       |       |         |       |
| Bombay—                            |         |      |       |       |       |       |         |      |       |       |       |       |         |       |
| from 10 to 100 tons                | 1       | 88   | 1     | 65    | 2     | 153   | 1       | 18   | ..    | ..    | 1     | 18    | 4       | 118   |
| above 100 " 300 "                  | ..      | ..   | ..    | ..    | ..    | ..    | ..      | ..   | ..    | ..    | ..    | ..    | ..      | ..    |
| Ankols from 10 to 100 "            | ..      | ..   | ..    | ..    | ..    | ..    | ..      | ..   | ..    | ..    | ..    | ..    | ..      | ..    |
| Basseln " " " "                    | ..      | ..   | ..    | ..    | ..    | ..    | ..      | ..   | ..    | ..    | ..    | ..    | ..      | ..    |
| Bhandup " " " "                    | ..      | ..   | ..    | ..    | ..    | ..    | ..      | ..   | ..    | ..    | ..    | ..    | ..      | ..    |
| above 100 " 300 "                  | ..      | ..   | ..    | ..    | ..    | ..    | ..      | ..   | ..    | ..    | ..    | ..    | ..      | ..    |
| Broach from 10 " 100 "             | ..      | ..   | ..    | ..    | ..    | ..    | ..      | ..   | ..    | ..    | ..    | ..    | ..      | ..    |
| Bulsar " " " "                     | ..      | ..   | ..    | ..    | ..    | ..    | ..      | ..   | ..    | ..    | ..    | ..    | ..      | ..    |
| Dabhol " " " "                     | ..      | ..   | ..    | ..    | ..    | ..    | 2       | 41   | ..    | ..    | 2     | 41    | ..      | ..    |
| Dahanu " " " "                     | ..      | ..   | ..    | ..    | ..    | ..    | ..      | ..   | ..    | ..    | ..    | ..    | ..      | ..    |
| Daman " " " "                      | ..      | ..   | ..    | ..    | ..    | ..    | ..      | ..   | ..    | ..    | ..    | ..    | ..      | ..    |
| Dharsana " " " "                   | ..      | ..   | ..    | ..    | ..    | ..    | ..      | ..   | ..    | ..    | ..    | ..    | 19      | 602   |
| Dodanarg " " " "                   | ..      | ..   | ..    | ..    | ..    | ..    | ..      | ..   | ..    | ..    | ..    | ..    | ..      | ..    |
| Honavar " " " "                    | ..      | ..   | ..    | ..    | ..    | ..    | 2       | 85   | ..    | ..    | 2     | 85    | 8       | 55    |
| Jaitapur " " " "                   | ..      | ..   | ..    | ..    | ..    | ..    | ..      | ..   | ..    | ..    | ..    | ..    | 1       | 71    |
| Karwar " " " "                     | ..      | ..   | ..    | ..    | ..    | ..    | ..      | ..   | ..    | ..    | ..    | ..    | ..      | ..    |
| Malwan " " " "                     | ..      | ..   | ..    | ..    | ..    | ..    | ..      | ..   | ..    | ..    | ..    | ..    | 4       | 147   |
| Maroli " " " "                     | 1       | 11   | ..    | ..    | 1     | 11    | ..      | ..   | ..    | ..    | ..    | ..    | ..      | ..    |
| Rai " " " "                        | ..      | ..   | ..    | ..    | ..    | ..    | ..      | ..   | ..    | ..    | ..    | ..    | ..      | ..    |
| Ratnagiri " " " "                  | 1       | 10   | ..    | ..    | 1     | 10    | ..      | ..   | ..    | ..    | ..    | ..    | 8       | 42    |
| Sankat " " " "                     | ..      | ..   | ..    | ..    | ..    | ..    | ..      | ..   | ..    | ..    | ..    | ..    | 1       | 19    |
| Surat " " " "                      | ..      | ..   | ..    | ..    | ..    | ..    | ..      | ..   | ..    | ..    | ..    | ..    | ..      | ..    |
| Vengurla " " " "                   | ..      | ..   | ..    | ..    | ..    | ..    | ..      | ..   | ..    | ..    | ..    | ..    | ..      | ..    |
| TOTAL from 10 to 100               | 3       | 103  | 1     | 65    | 4     | 174   | 5       | 94   | ..    | ..    | 5     | 94    | 35      | 1,225 |
| .. above 100 " 300                 | ..      | ..   | ..    | ..    | ..    | ..    | ..      | ..   | ..    | ..    | ..    | ..    | ..      | ..    |
| .. " 300                           | ..      | ..   | ..    | ..    | ..    | ..    | ..      | ..   | ..    | ..    | ..    | ..    | ..      | ..    |
| TOTAL                              | 3       | 103  | 1     | 65    | 4     | 174   | 5       | 94   | ..    | ..    | 5     | 94    | 35      | 1,225 |

NOTE.—(1) Under the English and Indian Merchant Shipping Act and the Bombay Act, XIX of 1938, the registration of coasting vessels is compulsory in the Bombay Presidency including Sind, and the returns for Bombay and Sind are therefore complete as regards vessels of 10 tons burthen and above, while the returns for other Provinces are incomplete as the registration of vessels under both the English Merchant Shipping Act, 1894, and the Indian Merchant Shipping Act, X of 1861, as amended by Act XI of 1950, is optional and the returns are necessarily restricted only to such vessels as are actually registered.

(2) The Ports in the Bombay Presidency, excepting the chief port, are really *satukas* composed of a number of subordinate ports.

VESSELS REGISTERED SHIPPING

at each PORT in BRITISH INDIA, in each Official Year from 1931-32 to 1935-36

| 1933-34 |        |       |        | 1934-35 |       |        |       |       |       | 1935-36 |       |        |       |       |       | PROVINCES<br><i>Under the English Act</i> |
|---------|--------|-------|--------|---------|-------|--------|-------|-------|-------|---------|-------|--------|-------|-------|-------|---|
| STREAM  |        | TOTAL |        | SAILING |       | STREAM |       | TOTAL |       | SAILING |       | STREAM |       | TOTAL |       |   |
| ves.    | tons   | ves.  | tons   | ves.    | tons  | ves.   | tons  | ves.  | tons  | ves.    | tons  | ves.   | tons  | ves.  | tons  |   |
| 2       | 591    | 2     | 591    | ..      | ..    | ..     | ..    | ..    | ..    | ..      | ..    | ..     | ..    | ..    | ..    | BENGAL                                    |
| 10      | 15,756 | 11    | 15,767 | 3       | 145   | 7      | 4,099 | 10    | 4,215 | ..      | ..    | 4      | 2,881 | 4     | 2,881 | BOMBAY                                    |
| 5       | 1,078  | 5     | 1,078  | ..      | ..    | 1      | 679   | 1     | 679   | ..      | ..    | ..     | ..    | ..    | ..    | BURMA                                     |
| 17      | 17,435 | 18    | 17,436 | 3       | 145   | 8      | 4,748 | 11    | 4,894 | ..      | ..    | 4      | 2,881 | 4     | 2,881 | TOTAL                                     |
| ..      | ..     | ..    | ..     | ..      | ..    | ..     | ..    | ..    | ..    | ..      | ..    | ..     | ..    | ..    | ..    | <i>Under the Indian Act</i>               |
| ..      | ..     | 25    | 1,225  | 69      | 1,803 | 2      | 90    | 71    | 1,893 | 44      | 1,552 | 2      | 61    | 46    | 1,613 | BENGAL                                    |
| ..      | ..     | ..    | ..     | ..      | ..    | ..     | ..    | ..    | ..    | ..      | ..    | ..     | ..    | ..    | ..    | BOMBAY                                    |
| ..      | ..     | 8     | 241    | 23      | 1,079 | ..     | ..    | 23    | 1,079 | 10      | 413   | ..     | ..    | 10    | 413   | SINDH                                     |
| ..      | ..     | ..    | ..     | ..      | ..    | ..     | ..    | ..    | ..    | ..      | ..    | ..     | ..    | ..    | ..    | MADRAS                                    |
| ..      | ..     | ..    | ..     | ..      | ..    | ..     | ..    | ..    | ..    | ..      | ..    | ..     | ..    | ..    | ..    | BURMA                                     |
| ..      | ..     | 43    | 1,466  | 92      | 2,882 | 2      | 90    | 94    | 2,972 | 54      | 1,965 | 2      | 61    | 56    | 2,026 | TOTAL                                     |
| ..      | ..     | ..    | ..     | ..      | ..    | ..     | ..    | ..    | ..    | ..      | ..    | ..     | ..    | ..    | ..    | <i>Under the English Act</i>              |
| ..      | ..     | ..    | ..     | ..      | ..    | ..     | ..    | ..    | ..    | ..      | ..    | ..     | ..    | ..    | ..    | BENGAL—                                   |
| 2       | 591    | 2     | 591    | ..      | ..    | ..     | ..    | ..    | ..    | ..      | ..    | ..     | ..    | ..    | ..    | Calcutta—                                 |
| ..      | ..     | ..    | ..     | ..      | ..    | ..     | ..    | ..    | ..    | ..      | ..    | ..     | ..    | ..    | ..    | below 10 tons                             |
| ..      | ..     | ..    | ..     | ..      | ..    | ..     | ..    | ..    | ..    | ..      | ..    | ..     | ..    | ..    | ..    | from 10 to 100 tons                       |
| ..      | ..     | ..    | ..     | ..      | ..    | ..     | ..    | ..    | ..    | ..      | ..    | ..     | ..    | ..    | ..    | above 100 to 300 "                        |
| ..      | ..     | ..    | ..     | ..      | ..    | ..     | ..    | ..    | ..    | ..      | ..    | ..     | ..    | ..    | ..    | Chittagong above 300 "                    |
| 2       | 591    | 2     | 591    | ..      | ..    | ..     | ..    | ..    | ..    | ..      | ..    | ..     | ..    | ..    | ..    | TOTAL                                     |
| ..      | ..     | ..    | ..     | ..      | ..    | ..     | ..    | ..    | ..    | ..      | ..    | ..     | ..    | ..    | ..    | <i>Under the Indian Act</i>               |
| ..      | ..     | ..    | ..     | ..      | ..    | ..     | ..    | ..    | ..    | ..      | ..    | ..     | ..    | ..    | ..    | BENGAL—                                   |
| ..      | ..     | ..    | ..     | ..      | ..    | ..     | ..    | ..    | ..    | ..      | ..    | ..     | ..    | ..    | ..    | Chittagong from 10 to 100 tons            |
| ..      | ..     | ..    | ..     | ..      | ..    | ..     | ..    | ..    | ..    | ..      | ..    | ..     | ..    | ..    | ..    | " above 100 to 300 "                      |
| ..      | ..     | ..    | ..     | ..      | ..    | ..     | ..    | ..    | ..    | ..      | ..    | ..     | ..    | ..    | ..    | " " 300 "                                 |
| ..      | ..     | ..    | ..     | ..      | ..    | ..     | ..    | ..    | ..    | ..      | ..    | ..     | ..    | ..    | ..    | TOTAL                                     |
| ..      | ..     | ..    | ..     | ..      | ..    | ..     | ..    | ..    | ..    | ..      | ..    | ..     | ..    | ..    | ..    | <i>Under the English Act</i>              |
| 1       | 28     | 2     | 39     | 2       | 27    | 5      | 203   | 7     | 230   | ..      | ..    | ..     | ..    | ..    | ..    | BOMBAY—                                   |
| 2       | 410    | 2     | 410    | 1       | 119   | 1      | 249   | 2     | 368   | ..      | ..    | 3      | 555   | 3     | 555   | Bombay—                                   |
| 7       | 15,318 | 7     | 15,318 | ..      | ..    | 1      | 3,017 | 1     | 3,017 | ..      | ..    | 1      | 2,326 | 1     | 2,326 | from 10 to 100 tons                       |
| 10      | 15,756 | 11    | 15,767 | 3       | 145   | 7      | 4,069 | 10    | 4,215 | ..      | ..    | 4      | 2,881 | 4     | 2,881 | above 100 to 300 "                        |
| ..      | ..     | ..    | ..     | ..      | ..    | ..     | ..    | ..    | ..    | ..      | ..    | ..     | ..    | ..    | ..    | " 300 "                                   |
| ..      | ..     | ..    | ..     | ..      | ..    | ..     | ..    | ..    | ..    | ..      | ..    | ..     | ..    | ..    | ..    | TOTAL                                     |
| ..      | ..     | ..    | ..     | ..      | ..    | ..     | ..    | ..    | ..    | ..      | ..    | ..     | ..    | ..    | ..    | <i>Under the Indian Act</i>               |
| ..      | ..     | 4     | 118    | 18      | 406   | 2      | 90    | 20    | 496   | 7       | 887   | 2      | 61    | 9     | 448   | BOMBAY—                                   |
| ..      | ..     | ..    | ..     | ..      | ..    | ..     | ..    | ..    | ..    | 1       | 119   | ..     | ..    | 1     | 119   | Bombay—                                   |
| ..      | ..     | ..    | ..     | ..      | ..    | ..     | ..    | ..    | ..    | ..      | ..    | ..     | ..    | ..    | ..    | from 10 to 100 tons                       |
| ..      | ..     | ..    | ..     | ..      | ..    | ..     | ..    | ..    | ..    | ..      | ..    | ..     | ..    | ..    | ..    | above 100 to 300 "                        |
| ..      | ..     | ..    | ..     | ..      | ..    | ..     | ..    | ..    | ..    | ..      | ..    | ..     | ..    | ..    | ..    | " 300 "                                   |
| ..      | ..     | ..    | ..     | ..      | ..    | ..     | ..    | ..    | ..    | ..      | ..    | ..     | ..    | ..    | ..    | Ankola from 10 to 100 tons                |
| ..      | ..     | ..    | ..     | ..      | ..    | ..     | ..    | ..    | ..    | ..      | ..    | ..     | ..    | ..    | ..    | Bassein " " " " "                         |
| ..      | ..     | ..    | ..     | ..      | ..    | ..     | ..    | ..    | ..    | ..      | ..    | ..     | ..    | ..    | ..    | Bhandup " " " " "                         |
| ..      | ..     | ..    | ..     | ..      | ..    | ..     | ..    | ..    | ..    | ..      | ..    | ..     | ..    | ..    | ..    | " above 100 to 300 "                      |
| ..      | ..     | ..    | ..     | 19      | 370   | ..     | ..    | 19    | 370   | ..      | ..    | ..     | ..    | ..    | ..    | Broach from 10 to 100 "                   |
| ..      | ..     | ..    | ..     | ..      | ..    | ..     | ..    | ..    | ..    | ..      | ..    | ..     | ..    | ..    | ..    | Bulsar " " " " "                          |
| ..      | ..     | ..    | ..     | ..      | ..    | ..     | ..    | ..    | ..    | ..      | ..    | ..     | ..    | ..    | ..    | Dabhol " " " " "                          |
| ..      | ..     | ..    | ..     | ..      | ..    | ..     | ..    | ..    | ..    | 4       | 59    | ..     | ..    | 4     | 59    | Dahanu " " " " "                          |
| ..      | ..     | ..    | ..     | ..      | ..    | ..     | ..    | ..    | ..    | ..      | ..    | ..     | ..    | ..    | ..    | Daman " " " " "                           |
| ..      | ..     | ..    | ..     | ..      | ..    | ..     | ..    | ..    | ..    | ..      | ..    | ..     | ..    | ..    | ..    | Dharwad " " " " "                         |
| ..      | ..     | 19    | 802    | 21      | 785   | ..     | ..    | 21    | 785   | 21      | 765   | ..     | ..    | 21    | 765   | Dodanagar " " " " "                       |
| ..      | ..     | ..    | ..     | ..      | ..    | ..     | ..    | ..    | ..    | ..      | ..    | ..     | ..    | ..    | ..    | Honavar " " " " "                         |
| ..      | ..     | 3     | 85     | 2       | 86    | ..     | ..    | 2     | 86    | 2       | 71    | ..     | ..    | 2     | 71    | Jaitapur " " " " "                        |
| ..      | ..     | 1     | 71     | ..      | ..    | ..     | ..    | ..    | ..    | ..      | ..    | ..     | ..    | ..    | ..    | Karwar " " " " "                          |
| ..      | ..     | ..    | ..     | ..      | ..    | ..     | ..    | ..    | ..    | 1       | 24    | ..     | ..    | 1     | 24    | Maiwan " " " " "                          |
| ..      | ..     | ..    | ..     | ..      | ..    | ..     | ..    | ..    | ..    | ..      | ..    | ..     | ..    | ..    | ..    | Naroli " " " " "                          |
| ..      | ..     | ..    | ..     | ..      | ..    | ..     | ..    | ..    | ..    | ..      | ..    | ..     | ..    | ..    | ..    | Rai " " " " "                             |
| ..      | ..     | ..    | ..     | ..      | ..    | ..     | ..    | ..    | ..    | ..      | ..    | ..     | ..    | ..    | ..    | Ratnagiri " " " " "                       |
| ..      | ..     | ..    | ..     | ..      | ..    | ..     | ..    | ..    | ..    | ..      | ..    | ..     | ..    | ..    | ..    | Sanikata " " " " "                        |
| ..      | ..     | ..    | ..     | ..      | ..    | ..     | ..    | ..    | ..    | ..      | ..    | ..     | ..    | ..    | ..    | Surat " " " " "                           |
| ..      | ..     | ..    | ..     | ..      | ..    | ..     | ..    | ..    | ..    | ..      | ..    | ..     | ..    | ..    | ..    | Vengurda " " " " "                        |
| ..      | ..     | ..    | ..     | ..      | ..    | ..     | ..    | ..    | ..    | ..      | ..    | ..     | ..    | ..    | ..    | TOTAL from 10 to 100 "                    |
| ..      | ..     | ..    | ..     | ..      | ..    | ..     | ..    | ..    | ..    | 1       | 119   | ..     | ..    | 1     | 119   | " above 100 to 300 "                      |
| ..      | ..     | ..    | ..     | ..      | ..    | ..     | ..    | ..    | ..    | ..      | ..    | ..     | ..    | ..    | ..    | " " 300 "                                 |
| ..      | ..     | 35    | 1,225  | 69      | 1,803 | 2      | 90    | 71    | 1,893 | 44      | 1,552 | 2      | 61    | 46    | 1,613 | TOTAL                                     |





## INDEX TO TABLES 1 TO 13

| COUNTRIES AND PORTS                    | Imports            | Exports                             | COUNTRIES AND PORTS                    | Imports           | Exports                       |
|--|--------------------|-------------------------------------|--|-------------------|-------------------------------|
|  | Page               | Page                                |  | Page              | Page                          |
| Abyssinia . . . . .                    | 4, 5, 17, 526      | 8, 9, 12, 13, 19, 21, 526           | Omanus Kofi . . . . .                  | 34                | 34                            |
| Aden and Dependencies . . . . .        | 2, 3, 16, 376-377  | 6, 7, 10, 11, 18, 20, 376-382       | Dutch Guiana . . . . .                 | .....             | 19, 568                       |
| Admiralty Islands . . . . .            | 33                 | 33                                  | Dutch New Guinea . . . . .             | 4, 5, 451         | 8, 9, 12, 13, 14, 18, 451     |
| Afghanistan . . . . .                  | .....              | 8, 9, 12, 13, 18, 20, 412-413       | „ West Indies . . . . .                | 4, 5              | .....                         |
| Africa—                                |                    |                                     | Equador . . . . .                      | 4, 5, 17, 572     | 19, 572                       |
| Italian East . . . . .                 | 4, 5, 17, 523      | 8, 9, 12, 13, 19, 21, 523-524       | Egypt . . . . .                        | 4, 5, 17, 488-489 | 8, 9, 12, 13, 19, 21, 489-493 |
| Portuguese East . . . . .              | 4, 5, 17, 504-505  | 8, 9, 12, 13, 19, 21, 505-508       | Eltonia . . . . .                      | 2, 3, 16, 255-256 | 8, 7, 10, 11, 18, 256         |
| „ West . . . . .                       | 17, 490            | 6, 7, 8, 9, 10, 11, 12, 13, 19, 499 | Falkland Islands . . . . .             | .....             | 19, 567                       |
| Akyab . . . . .                        | 36                 | 33                                  | Federated Malay States . . . . .       | 2, 3, 16, 442     | 6, 7, 10, 11, 18, 20, 442-444 |
| Albania . . . . .                      | 4, 5, 16, 305      | 6, 7, 12, 13, 18, 305               | Fiji Islands . . . . .                 | 2, 3, 17, 532     | 6, 7, 10, 11, 19, 21, 532-533 |
| Algeria . . . . .                      | 4, 5, 17, 495      | 8, 9, 12, 13, 19, 495               | Finland . . . . .                      | 2, 3, 16, 254     | 6, 7, 10, 11, 18, 20, 255     |
| Ammapatnam . . . . .                   | 34                 | 34                                  | Formosa . . . . .                      | 4, 5, 16, 472     | 8, 9, 12, 13, 18, 472         |
| Anglo-Egyptian Sudan . . . . .         | 2, 3, 17, 526      | 6, 7, 10, 11, 19, 21, 526-528       | Fort Saint George . . . . .            | 32, 151-170       | 32, 177-182                   |
| Argentina Republic . . . . .           | 4, 5, 17, 570      | 8, 9, 12, 13, 19, 21, 570           | France . . . . .                       | 2, 3, 16, 317-324 | 6, 7, 10, 11, 18, 20, 325-329 |
| Austria . . . . .                      | 4, 5, 16, 355-358  | 6, 7, 12, 13, 18, 20, 359           | French Guiana . . . . .                | .....             | 19, 568                       |
| Badagara . . . . .                     | 35                 | 35                                  | French Indo-China . . . . .            | 4, 5, 16, 454     | 8, 9, 12, 13, 18, 20, 455     |
| Bahamas . . . . .                      | ---                | 6, 7, 10, 11, 538                   | „ West Africa . . . . .                | .....             | 499                           |
| Bahrain Islands . . . . .              | 2, 3, 16, 400      | 6, 7, 10, 11, 18, 20, 400-404       | „ Possessions in West Africa . . . . . | 499               | 499                           |
| Balassore . . . . .                    | 30, 77             | 30, 77                              | „ Somaliland . . . . .                 | 4, 5              | 8, 9, 12, 13                  |
| Basseln . . . . .                      | 36                 | 36                                  | Germany . . . . .                      | 2, 3, 16, 260-284 | 6, 7, 10, 11, 18, 20, 285-289 |
| Belgian Congo . . . . .                | 498                | 498                                 | Gibraltar . . . . .                    | 2, 3, 16, 382     | 6, 7, 10, 11, 18, 20, 382-383 |
| Belgium . . . . .                      | 2, 3, 16, 802-811  | 6, 7, 10, 11, 18, 20, 812-816       | Gold Coast . . . . .                   | ---               | 497                           |
| Bengal . . . . .                       | 22, 23, 30         | 22, 23, 30                          | Gopalpur . . . . .                     | 32                | 32                            |
| Bermuda . . . . .                      | .....              | 6, 7, 10, 11, 19, 560               | Greece (Including Crete) . . . . .     | 4, 5, 16, 367     | 6, 7, 12, 13, 18, 20, 367-368 |
| Bihar and Orissa . . . . .             | 22, 30             | 22, 30                              | Guatemala . . . . .                    | .....             | 8, 9, 12, 13, 19, 563         |
| Bimlipatam . . . . .                   | 32                 | 32                                  | Guiana (British) . . . . .             | .....             | 6, 7, 10, 11, 19, 21, 567     |
| Bolivia . . . . .                      | .....              | 19, 572                             | „ (Dutch) . . . . .                    | .....             | 19, 568                       |
| Bombay . . . . .                       | 22, 23, 30, 78-108 | 22, 23, 30, 104-119                 | „ (French) . . . . .                   | .....             | 19, 568                       |
| Borneo . . . . .                       | 2, 3, 16, 450      | 18, 20, 450                         | Hawaii . . . . .                       | 4, 5, 17, 598     | 8, 9, 12, 13, 19, 21, 594     |
| „ British . . . . .                    | 2, 3, 16           | 6, 7, 10, 11, 18, 20                | Hayti and St. Domingo . . . . .        | 4, 5, 17, 561     | 21, 501                       |
| „ Dutch . . . . .                      | 4, 5, 16           | 8, 9, 12, 13                        | Henjam Island . . . . .                | 4, 5, 16, 411     | 8, 9, 12, 13, 18, 20, 412     |
| Brazil . . . . .                       | 4, 5, 17, 588      | 8, 9, 12, 13, 19, 21, 588-599       | Honduras . . . . .                     | .....             | 8, 9, 12, 13, 19, 564         |
| British Guiana . . . . .               | .....              | 6, 7, 10, 11, 19, 21, 567           | Hongkong . . . . .                     | 2, 3, 16, 472-476 | 6, 7, 10, 11, 18, 20, 477-480 |
| „ Honduras . . . . .                   | .....              | 6, 7, 10, 11, 19, 564               | Honavar . . . . .                      | 31                | 31                            |
| „ Possessions in West Africa . . . . . | 17, 499            | 19, 499                             | Hungary . . . . .                      | 4, 5, 16, 360     | 6, 7, 12, 13, 18, 20, 360     |
| „ West India Islands . . . . .         | 2, 3               | 6, 7, 10, 11                        | Iran . . . . .                         | 4, 5, 16, 404-406 | 8, 9, 12, 13, 18, 20, 406-411 |
| Broach . . . . .                       | 31                 | 31                                  | Iraq . . . . .                         | 4, 5, 16, 383-384 | 8, 9, 12, 13, 18, 20, 385-389 |
| Bulgaria . . . . .                     | 4, 5, 16, 365      | 6, 7, 12, 13, 18, 365               | Irish Free State . . . . .             | 2, 3, 16, 252     | 6, 7, 10, 11, 18, 252         |
| Burma . . . . .                        | 22, 23, 36         | 22, 23, 36                          | Islands in the Pacific . . . . .       | .....             | 8, 9, 12, 13, 19, 574         |
| Calcutta . . . . .                     | 30, 32-64          | 30, 64-77                           | Italian East Africa . . . . .          | 4, 5, 17, 522     | 8, 9, 12, 13, 19, 21, 523-524 |
| Calcutt . . . . .                      | 35                 | 35                                  | Italy (Including Fiume) . . . . .      | 4, 5, 16, 340-350 | 6, 7, 10, 11, 18, 20, 351-354 |
| Callingapatam . . . . .                | 32                 | 32                                  | Japan . . . . .                        | 4, 5, 16, 458-468 | 8, 9, 12, 13, 18, 20, 468-471 |
| Canada . . . . .                       | 2, 3, 17, 535-537  | 6, 7, 10, 11, 19, 21, 537-538       | Java . . . . .                         | 4, 5, 16, 446-447 | 8, 9, 12, 13, 18, 20, 447-449 |
| Canary Islands . . . . .               | 4, 5, 17, 496      | 8, 9, 496                           | Karachi . . . . .                      | 31, 120-142       | 31, 143-150                   |
| Cannanore . . . . .                    | 35                 | 35                                  | Karikal . . . . .                      | 33                | 33                            |
| Celebes and other Islands . . . . .    | 4, 5, 16, 450      | 8, 9, 12, 13, 18, 20, 451           | Karwar . . . . .                       | 31                | 31                            |
| Ceylon . . . . .                       | 2, 3, 16, 414-419  | 6, 7, 10, 11, 18, 20, 419-427       | Kenya Colony . . . . .                 | 2, 3, 17, 513-514 | 6, 7, 10, 11, 19, 21, 514-518 |
| Chile . . . . .                        | 4, 5, 17, 571      | 8, 9, 12, 13, 19, 21, 571           | Kilakaral . . . . .                    | 34                | 34                            |
| China . . . . .                        | 4, 5, 16, 460-484  | 8, 9, 12, 13, 18, 20, 484-497       | Korea . . . . .                        | .....             | 8, 9, 12, 13, 18, 472         |
| Chittagong . . . . .                   | 30                 | 30                                  | Koyapatnam . . . . .                   | 34                | 34                            |
| Colocada . . . . .                     | 32                 | 32                                  | Kulasekharapatnam . . . . .            | 35                | 35                            |
| Cochin . . . . .                       | 35                 | 35                                  | Kyaukpyu . . . . .                     | 36                | 36                            |
| Colombia . . . . .                     | 4, 5, 17, 565      | 19, 21, 565                         | Latvia . . . . .                       | 2, 3, 16, 250     | 6, 7, 10, 11, 18, 257         |
| Commonwealth of Australia . . . . .    | 2, 3, 17, 578-576  | 6, 7, 10, 11, 19, 21, 578-579       | Lithuania . . . . .                    | 2, 3, 16, 257     | 6, 7, 10, 11, 18, 257         |
| Cook Islands . . . . .                 | .....              | 6, 7, 10, 11, 19, 582               | Luxemburg . . . . .                    | 2, 3, 16, 316     | 20                            |
| Coondapoor . . . . .                   | 35                 | 35                                  | Macao . . . . .                        | 4, 5, 14, 16, 457 | .....                         |
| Costa-Rica . . . . .                   | ---                | 8, 9, 12, 13, 19, 565               | Madagascar and Kerguelon . . . . .     | 4, 5, 17, 508     | 8, 9, 12, 13, 19, 21, 509     |
| Cuba . . . . .                         | 4, 5, 17, 560      | 19, 560                             | Madras . . . . .                       | 22, 23, 32        | 22, 23, 32-36                 |
| Cuddalore . . . . .                    | 32                 | 32                                  | Maldives . . . . .                     | 2, 3, 16, 413     | 6, 7, 10, 11, 18, 20, 413     |
| Cyprus . . . . .                       | 2, 3, 16, 372      | 6, 7, 10, 11, 18, 20, 372           | Malpe . . . . .                        | 35                | 35                            |
| Czecho-Slovakia . . . . .              | 4, 5, 16, 360-363  | 6, 7, 12, 13, 18, 20, 363           | Malta and Gozo . . . . .               | 2, 3, 16, 334     | 6, 7, 10, 11, 18, 20, 335     |
| Denmark . . . . .                      | 2, 3, 16, 285-286  | 6, 7, 10, 11, 18, 19, 286-287       | Malwan . . . . .                       | 31                | 31                            |
|  |                    |                                     | Mangalore . . . . .                    | 35                | 35                            |



## INDEX TO TABLES 1 TO 13—continued

| COUNTRIES AND PORTS                     | Imports           | Exports                          | COUNTRIES AND PORTS                                       | Imports           | Exports                                |
|---|-------------------|----------------------------------|---|-------------------|--|
|   | Page              | Page                             |   | Page              | Page                                   |
| Mascat Territory and Trucial Oman       | 4, 5, 16, 390     | 8, 9, 12, 13, 18, 20<br>391-395  | Seychelles  | 2, 3, 17, 532     | 6, 7, 10, 11, 19, 21,<br>532-534       |
| Maunipatam                              | 32                | 32                               | Siara   | 4, 5, 16, 451     | 8, 9, 12, 13, 18, 20,<br>452-454       |
| Mauritius and Dependencies              | 2, 3, 17, 529     | 6, 7, 10, 11, 19, 21<br>529-532  | Sind  | 22, 23, 31        | 22, 23, 31                             |
| Mergul                                  | 36                | 36                               | Socotra   | 2, 3, 17, 534     | 6, 7, 10, 11, 19, 21,<br>534           |
| Mexico                                  | 4, 5, 563         | 8, 9, 12, 13, 19, 563            | Somaland (British and French)                             | 2, 3, 17, 524     | 6, 7, 10, 11, 524-525                  |
| Morocco (Spanish, French and Tangier)   | 4, 5, 17, 495     | 8, 9, 12, 13, 19, 496            | "    British  | 2, 3, 17          | 6, 7, 10, 11, 19, 21                   |
| Moulmein                                | 37                | 37                               | "    French   | 4, 5              | 8, 9, 12, 13                           |
| Negapatam                               | 33                | 33                               | Spain   | 4, 5, 16, 330     | 6, 7, 10, 11, 18, 20,<br>330-331       |
| Netherlands                             | 2, 3, 16, 290-297 | 6, 7, 10, 11, 18, 20,<br>298-301 | Spanish Possessions in West Africa                        | 499               | 499                                    |
| Newfoundland and Labrador               | 2, 3, 17, 539     | 6, 7, 10, 11, 19, 539            | Straits Settlements                                       | 2, 3, 16, 428-435 | 6, 7, 10, 11, 18, 20,<br>436-441       |
| New Guinea (Dutch)                      | 4, 5, 16, 451     | 8, 9, 12, 13, 14, 18,<br>451     | Sumatra   | 4, 5, 16, 444     | 8, 9, 12, 13, 18, 20,<br>445           |
| New Zealand                             | 2, 3, 17, 580     | 6, 7, 10, 11, 19, 21,<br>581-582 | Sweden  | 2, 3, 16, 258-261 | 6, 7, 10, 11, 18, 20,<br>262           |
| Nicaragua                               | ....              | 8, 9, 12, 13, 19, 564            | Switzerland   | 4, 5, 16, 335-339 | 6, 7, 10, 11, 18, 20,<br>339-340       |
| Nigeria                                 | ....              | 497                              | Syria   | 4, 5, 16, 378     | 8, 9, 12, 13, 18, 23,<br>378-374       |
| Non-Federated Malay States              | 2, 3, 16, 444     | 6, 7, 10, 11, 18, 444            | Tanganyika Territory                                      | 2, 3, 17, 516     | 6, 7, 10, 11, 19, 21,<br>519-521       |
| Norway                                  | 2, 3, 16, 263-264 | 6, 7, 10, 11, 20,<br>264-265     | Tavoy   | 37                | 37                                     |
| Nyasaland Protectorate                  | 2, 3, 17, 522     | 6, 7, 10, 11, 19, 21,<br>522     | Tellicherry   | 35                | 35                                     |
| Other British Pacific Islands           | ....              | 6, 7, 10, 11, 580                | Territory of Papua  | ....              | 6, 7, 10, 11, 19, 21,<br>579-580       |
| Other Native States in Arabia           | 4, 5, 16, 395     | 8, 9, 12, 13, 18, 20,<br>396-400 | Trinulavassal   | 36                | 38                                     |
| Pacific—Islands in the (not British)    | ....              | 8, 9, 12, 13, 19, 584            | Tondl   | 34                | 34                                     |
| Palestine                               | 2, 3, 16, 375     | 6, 7, 10, 11, 18, 20,<br>375     | Topputtural   | 33                | 38                                     |
| Pamban                                  | 34                | 34                               | Tripoll   | 4, 5, 17, 493     | 8, 9, 12, 13, 19, 21,<br>493-494       |
| Panama                                  | 4, 5, 17, 566     | 19, 566                          | Tunk  | ....              | 8, 9, 12, 13, 19, 21,<br>494-495       |
| Paraguay                                | ....              | 19, 569                          | Turkey, Asiatic   | 4, 5, 16, 371     | 8, 9, 12, 13, 18, 20,<br>371-372       |
| Peru                                    | 4, 5, 17, 571     | 19, 21, 571                      | "    European   | 4, 5, 16, 369     | 8, 9, 12, 13, 18, 20,<br>369-370       |
| Philippines                             | 4, 5, 16, 456     | 8, 9, 12, 13, 18, 20,<br>456-457 | Tuticorin   | 34                | 34                                     |
| Point Calimare                          | 33                | 33                               | Uganda Protectorate                                       | 2, 3, 17, 521     | 6, 7, 10, 11, 19, 21,<br>521           |
| Poland (including Danzig)               | 2, 3, 16, 268     | 6, 7, 10, 11, 18, 268            | Union of South Africa                                     | 2, 3, 17, 500     | 6, 7, 10, 11, 19, 21,<br>501-503       |
| Ponnani                                 | 35                | 35                               | United Kingdom (including Channel<br>Islands)             | 2, 3, 16, 213-240 | 6, 7, 10, 11, 18, 20,<br>243-251       |
| Porto Novo                              | 33                | 33                               | United States of America                                  | 4, 5, 17, 539-553 | 8, 9, 12, 13, 19, 21,<br>554-559       |
| Porto Rico                              | 4, 5, 17, 561     | 561                              | Uruguay   | 4, 5, 17, 569     | 19, 21, 569-570                        |
| Portugal (including Azores and Madeira) | 4, 5, 16, 333     | 6, 7, 10, 11, 18, 20,<br>334     | U. S. S. E.   | 2, 3, 16, 253     | 6, 7, 10, 11, 18, 20,<br>253           |
| Portuguese East Africa                  | 4, 5, 17, 504-505 | 8, 9, 12, 13, 19, 21,<br>505-508 | Yelanganni  | 33                | 33                                     |
| "    Possessions in West Africa         | 499               | 499                              | Venusuela   | ....              | 19, 566                                |
| "    Timor                              | ....              | 8, 9, 12, 13, 18, 457            | Venguria  | 31                | 31                                     |
| "    West Africa                        | 4, 5              | ....                             | Victoria Point  | 37                | 37                                     |
| Protectorate of South West Africa       | ....              | 6, 7, 10, 11, 19, 499            | Visagapatam   | 32                | 32                                     |
| Rangoon                                 | 36, 233-204       | 36, 205-212                      | West Africa   | 17, 490           | 6, 7, 8, 9, 10, 11, 12,<br>13, 19, 490 |
| Reunion                                 | 4, 5, 17, 569     | 8, 9, 12, 13, 19, 21,<br>569     | "    India  | 17, 562           | 8, 9, 12, 13, 19, 21,<br>562-563       |
| Rhodesia                                | 2, 3, 17, 504     | 6, 7, 10, 11, 19, 21,<br>504     | Yugoslavia (Kingdom of the Serbs,<br>Croats and Slovenes) | 4, 5, 16, 304     | 6, 7, 12, 13, 18, 364                  |
| Roumania                                | 4, 5, 16, 366     | 6, 7, 12, 13, 18, 20,<br>366     | Zanzibar and Pemba  | 2, 3, 17, 510     | 6, 7, 10, 11, 19, 21,<br>510-513       |
| Sandoway                                | 37                | 37                               |   |                   |  |
| San-Salvador                            | ....              | 8, 9, 12, 13, 19, 564            |   |                   |  |

## MISCELLANEOUS.

|  | Page     | Shipping—contd.                                    | Page    |
|--|----------|--|---------|
| French possessions in India—Trade of the<br>Shipping:— | 647-653  | Abstract Tables—contd.                             |         |
| Abstract Tables—                                       |          | Vessels entered and cleared from and to each port— |         |
| Vessels entered into each province                     | 655      | With cargoes                                       | 660-684 |
| "    cleared from "    "                               | 656      | In ballast   | 685-698 |
| "    entered from each country                         | 657-660  | General Tables—                                    |         |
| "    cleared to "    "                                 | 661-664  | Vessels entered and cleared with cargoes           | 699-710 |
| Nationality of vessels entered                         | 665, 666 | "    "    "    "    in ballast                     | 711-718 |
| "    "    cleared                                      | 667, 668 | "    built at each port                            | 719-722 |
|  |          | "    registered at each port                       | 723-726 |