

DEPARTMENT OF COMMERCIAL INTELLIGENCE AND STATISTICS, INDIA

ANNUAL STATEMENT
OF THE
Sea-Borne Trade of British India
WITH THE
British Empire and Foreign Countries

For the fiscal year ending 31st March, 1936

VOLUME II.

Abstract and detailed tables of the trade and shipping with each country and at each port, and tables relating to the trade of the French Possessions in India.

Published by order of the Governor-General in Council



DELHI: MANAGER OF PUBLICATIONS
1937

[No. 3156.]

Price Rs. 14-2 or 22s. 6d.

List of Publications of the Department of Commercial Intelligence and Statistics, India

Publications noted below are obtainable from—In India and Abroad excluding Europe and America—The Manager of Publications, Civil Lines, Delhi: Sale Depôt at S. Hastings Street, Calcutta. In Europe and America—Secretary to the High Commissioner for India, "India House," Aldwych, London, W. C. 2. Also from all Agents for the sale of Government publications. Remittances should be made either through a bank or by postal or money order and should include forwarding (i.e., Packing and Postage) charges as indicated in brackets after each price.

[All communications regarding supply on payment and subscriptions and all payments for subscriptions and advertisements should be made direct to any of the aforesaid officers as the case may be.]

WEEKLY.

Indian Trade Journal (Estd. 1908).—Issued on Thursdays. Annual, half-yearly and quarterly rates of subscription with Supplements and quarterly index:—**Indian** (including postage): R18 (without postage R16), R9, R4-3 and **Foreign** (including postage) (a) Europe and America: R23, R11-8, R5-12, and (b) others: R22, R11, R5-8, respectively. Single copies (excluding postage):—Current issue As. 6 (1a.); Back numbers, when available, for any number over three months old R1 each (1a.); Foreign (including postage):—9 As. 9 p. and R1-3-2 for current and back issues respectively.

[Orders may be placed, with prepayment, for particular issues of the Journal, e.g., issues containing Crop Forecasts or those having special supplements.]

MONTHLY.

2. Accounts relating to the Sea-borne Trade and Navigation of British India for May, 1937. R1-6 or 2s. 3d. Yearly subscription R16-8 post free.
3. Monthly Statistics of Cotton Spinning and Weaving in Indian Mills, February, 1937. As. 10 or 1s. Yearly subscription R7-8 post free.
4. Monthly Statistics of the Production of certain Selected Industries of India, March, 1937. As. 2 or 3d.
5. Indian Customs Revenue for June, 1937. One anna or 1½d. Yearly subscription As. 12 post free.
6. Joint Stock Companies registered in British India and in the Indian States of Hyderabad, Mysore, Baroda and Travancore, February, 1937. As. 10 or 1s.
7. Trade at stations adjacent to Land Frontier Routes for March, 1937. As. 14 or 1s. 6d.
8. Raw Cotton Trade Statistics (Rail and River) for March, 1937. R1-12 or 3s.
9. Exports of Indian Artware and Sports Goods for April, 1937. R1-2 or 2s.
10. Trade Statistics relating to the Maritime States in Kathiawar and the State of Travancore for April, 1937. R3-6 or 5s. 9d.
11. Accounts relating to the Coasting Trade and Navigation of British India for March, 1937. R4 or 6s. 9d.
12. Accounts relating to the Inland (Rail and River-borne) Trade of India for March, 1937. R2-2 or 4s.

QUARTERLY.

13. Wholesale prices of certain staple articles of trade at selected stations in India during the months of April to June, 1937. (No. 2 of 1937.) As. 5 or 6d.

ANNUAL.

14. Review of the Trade of India in 1935-36 (62nd issue). R3-2 or 5s. 6d. (7a.)
15. Accounts relating to the Sea-borne Trade and Navigation of British India for the calendar year 1936. R2 or 3s. 6d. (2a.)
16. Annual Statement of the Sea-borne Trade of British India with the British Empire and Foreign Countries:—
Vol. I.—Abstract and detailed Tables of Imports and Exports for 1935-36 (70th issue). R17-8 or 27s. (R1-10.)
Vol. II.—Abstract and detailed Tables of Trade and Shipping with each country and at each Port, and Tables relating to the trade of the French Possessions in India for the fiscal year ending 31st March, 1935 (69th issue). R13 or 21s. (R1-8.)
17. Statistical Abstract for British India (with Statistics, where available, relating to certain Indian States) from 1924-25 to 1933-34 (13th issue). R4-12 (10a.)
18. Agricultural Statistics of India:—
Vol. I.—British India—for 1934-35 (51st issue). R7 or 11s. 6d. (4a.)
Vol. II.—Indian States—for 1933-34 (50th issue). R5 or 8s. 3d. (4a.)
19. Agricultural Statistics of British India (Provisional), 1934-35 (21st issue). As. 5 or 6d. (1a.)
20. Estimates of Area and Yield of Principal Crops in India, 1935-36: (38th issue). R1-4 or 2s. (3a.)
21. Indian Tea Statistics, 1935. (41st issue.) As. 10 or 1s. (2a.)
22. Indian Coal Statistics, 1935. (21st issue.) R1-9 or 1s. 9d. (2a.)
23. Indian Rubber Statistics, 1935. (17th issue.) As. 5 or 6d. (6p.)
24. Indian Coffee Statistics, 1935-36. (17th issue.) As. 5 or 6d. (1a.)
25. List of cotton pressing factories with names of owners and particulars of marks allotted to them in the different provinces of British India and certain Indian States for the season 1936-37. (12th issue.) As. 12 or 1s. 3d. (1a.)

26. Joint Stock Companies in British India and in the Indian States of Hyderabad, Mysore, Baroda, Gwalior, Indore and Travancore, 1933-34 (20th issue). R7-2 or 11s. 6d. (6a.)
27. Statistical Tables relating to Banks in India, 1934 (21st issue). R2-8 or 4s. 6d. (3a.)
28. Statistical Statements relating to the Co-operative Movement in India during the year 1934-35 (17th issue). R1-10 or 2s. 9d. (3a.)

BIENNIAL.

29. Large Industrial Establishments in India, 1933 (12th issue). R4-14 or 8s. (5a.)

QUINQUENNIAL.

30. Quinquennial Report on the average yield per acre of principal crops in India for the period ending 1931-32. R1-14 or 3s. 3d. (2a.)
31. Live-stock Statistics, India, 1935. R1 or 1s. 9d. 1(a.)
32. Index Numbers of Indian Prices, 1861—1931 (3rd issue). R1-2 or 2s. (5a.) Addenda for 1932, 1933, 1934 and 1935 are available. Price Anna 1 each or 1½d. (1a.)
33. Accounts of the Trade of the Portuguese Possessions in India for the five calendar years 1921-25. (Supplement to Vol. II of the Annual Statement of the Sea-borne Trade of British India.) As. 12 or 1s. 3d. (2a.)
34. Quinquennial Catalogue of the Commercial Library corrected up to 30th April, 1932. R3 or 13s. 6d. First Supplement to the catalogue brought up to December, 1933. R1-6 or 2s. 3d. Second supplement brought up to July, 1935. R1-8 or 2s. 6d. Third supplement brought up to July, 1936. R2-8 or 4s. 6d.

PERIODICAL.

35. Crop Forecasts. (The due months are in brackets.) (Also published in the *Indian Trade Journal*, vide item No. 1).
Rice.—1st (October), 2nd (December), Final (February). As. 3 or 4d.
Wheat.—1st (January), 2nd (March), 3rd (April), 4th (May), Final (August). As. 3 or 4d.
Cotton.—1st (August), 2nd (October), 3rd (December), Final (February), Supplementary (April). As. 3 or 4d.
Linseed, Rape and Mustard (*Winter oilseeds*)—1st (January), 2nd (March), Final (June). As. 4 or 5d.
Sesamum (*til* or *jinjili*)—1st (September), 2nd (October), Final (January), Supplementary (April). As. 3 or 4d.
Groundnut—1st (August), 2nd (October), Final (February). As. 2 or 3d.
Castorseed—February. As. 3 or 4d.
Sugarcane—1st (August), 2nd (October), Final (February). As. 2 or 3d.

MISCELLANEOUS.

36. Cotton Map of India, No. 1.—Showing the different varieties of cotton grown in the different districts and States in India. R1 or 1s. 9d. (1a.)

[All communications relating to the supply of Maps on payment should be addressed to the Officer-in-Charge, Map Record and Issue Office, 13, Wood Street, Calcutta.]

37. Crop Atlas of India. (1925 Edition.) R3-4 or 5s. 9d. (6a.)
38. Alphabetical Index of the Commodities that enter into the Foreign Sea-borne Trade of British India. R7-8 or 12s. (6a.)
39. Directory of exporters of Indian produce and manufactures (8th edition). As. 8 or 10d. (3a.)

*SPECIAL SUPPLEMENTS TO THE "Indian Trade Journal"

40. Review of the Sugar Industry of India, 1935-36. Annas 6 8d. (Supplement to the issue of 6th May, 1937.)
41. Note on Tobacco. As. 2 or 3d. (1a.) (Supplement to the issue of 24th September, 1931.)
42. Glossary of Raw Cotton Trade Terms. Anna 1 or 1½d. (1a.) (Supplement to the issue of 21st June, 1928.)
43. Glossary of Terms relating to Hand-made Cotton Fabrics. As. 2 or 3d. (1a.) (Supplement to the issue of 3rd July, 1930.)
44. Glossary of Terms relating to Hides, Skins and Leather. As. 8 or 10d. (1a.) (Supplement to the issue of 12th January, 1933.)
45. Glossary of terms relating to Cotton Manufactures (Mill-made). As. 4 or 5d. (1a.) (Supplement to the issue of 11th July, 1935.)
46. Indian Customs Tariff (13th issue). Reprint of the first and second Schedules appended to the Indian Tariff Act, XXXII of 1934 (as in operation on 1st January, 1937), showing the rates of Customs duties levied on goods imported into, and exported from, British India, together with the tariff values fixed for certain articles under Government of India, Commerce Department, Notification No. 73-T. (6)/36, dated the 12th December, 1936, for the purpose of assessment of Customs duties during the twelve months January to December, 1937. As. 3 or 4d. (2a.) (Supplement to the issue of 17th December, 1936.)
- 46(a). Amendment slip to the Indian Customs Tariff (13th issue). Anna 1 or 1½d. (Supplement to the issue of 3rd June, 1937.)

Publications issued by the Statistical Research Branch of the Department of Commercial Intelligence and Statistics, India.

47. Monthly Survey of Business Conditions in India, April, 1937. R1-10 or 2s. 9d.

[All communications relating to the free supply of Statistical Research Branch publications should be addressed direct to the Director-General of Commercial Intelligence and Statistics, Statistical Research Branch, Simla or New Delhi (during cold weather).]

* Supplied free along with the copies of the "Indian Trade Journal".

SEVENTIETH ISSUE]

DEPARTMENT OF COMMERCIAL INTELLIGENCE AND STATISTICS, INDIA

ANNUAL STATEMENT
OF THE
Sea-Borne Trade of British India
WITH THE
British Empire and Foreign Countries

For the fiscal year ending 31st March, 1936

VOLUME II.

Abstract and detailed tables of the trade and shipping with each country and at each port, and tables relating to the trade of the French Possessions in India.

Published by order of the Governor-General in Council



DELHI: MANAGER OF PUBLICATIONS
1937

[No. 3156.]

CHART 1.

(a) Variations in the Trade of British India with principal countries during the ten years ending 1935-36, as compared with averages of the pre-war, war and post-war quinquennia.

IMPORTS (i).

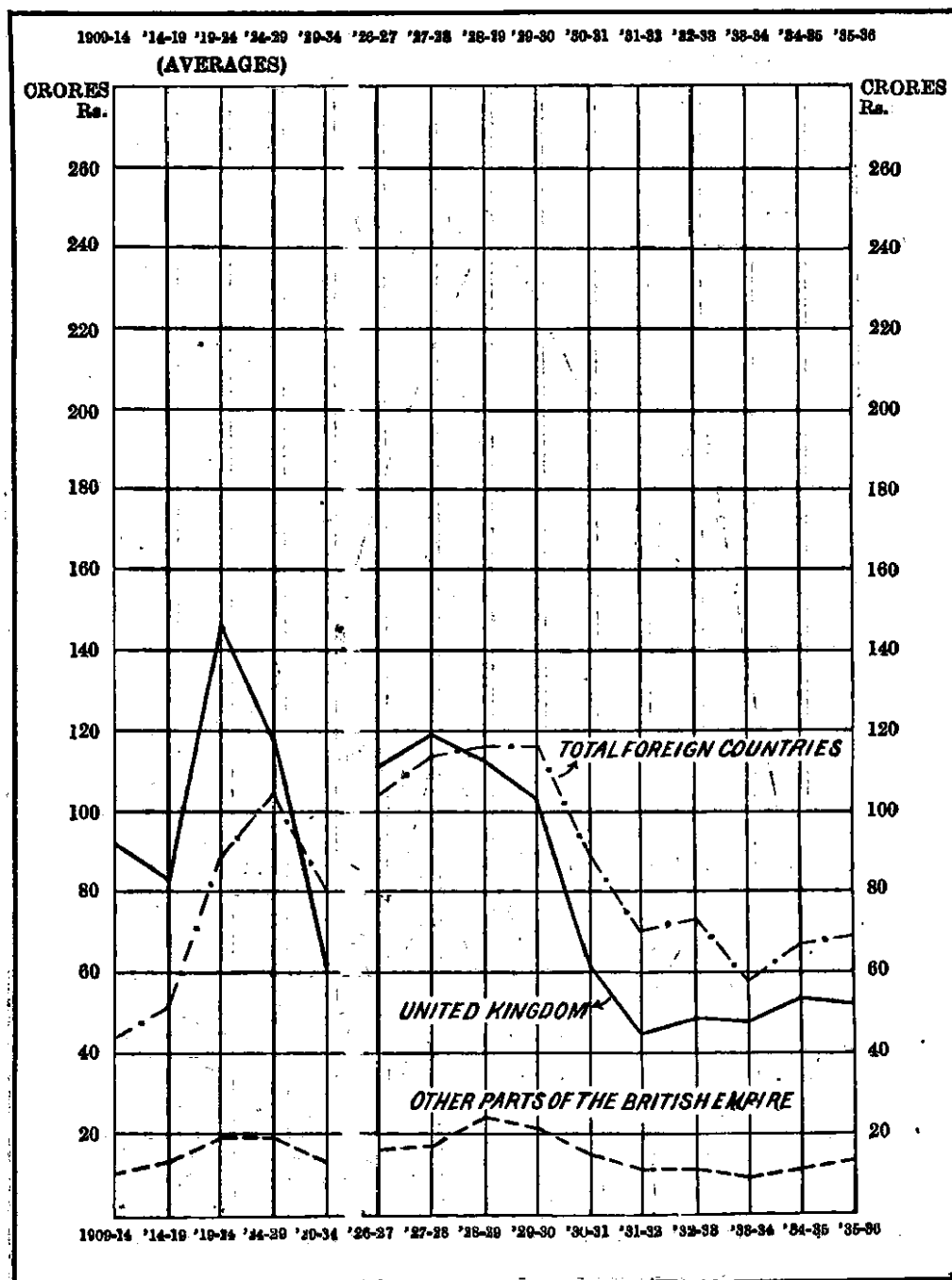


CHART I.

(a) Variations in the Trade of British India with principal countries during the ten years ending 1935-36, as compared with averages of the pre-war, war and post-war quinquennia—contd.

IMPORTS (II).

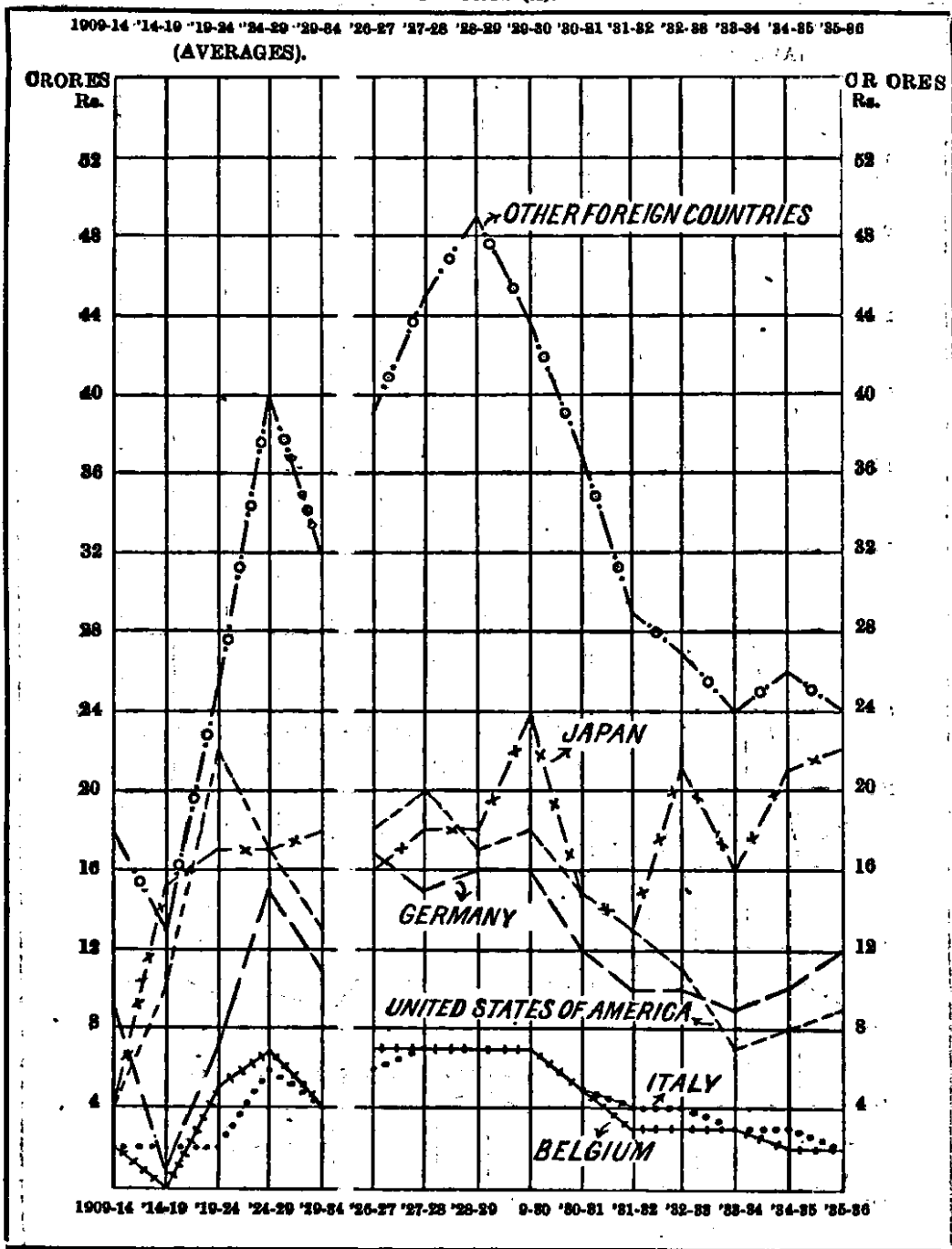


CHART I.

(b) Variations in the Trade of British India with principal countries during the ten years ending 1935-36, as compared with averages of the pre-war, war and post-war quinquennia.

EXPORTS.

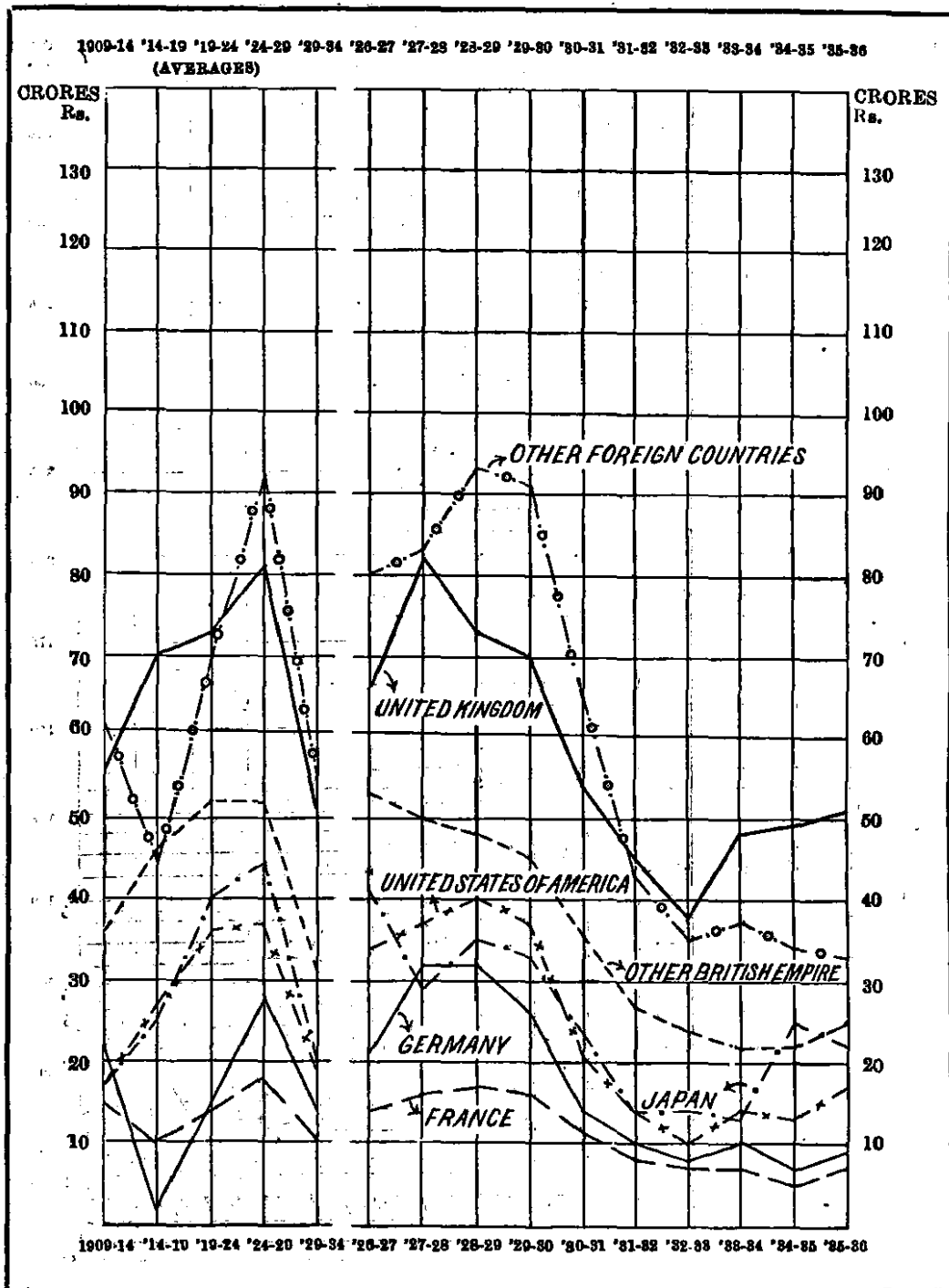


CHART 2.

(a) Variations in the shares of the principal countries in the import trade of British India during the ten years ending 1935-36, as compared with averages of the pre-war, war and post-war quinquennia.

IMPORTS.

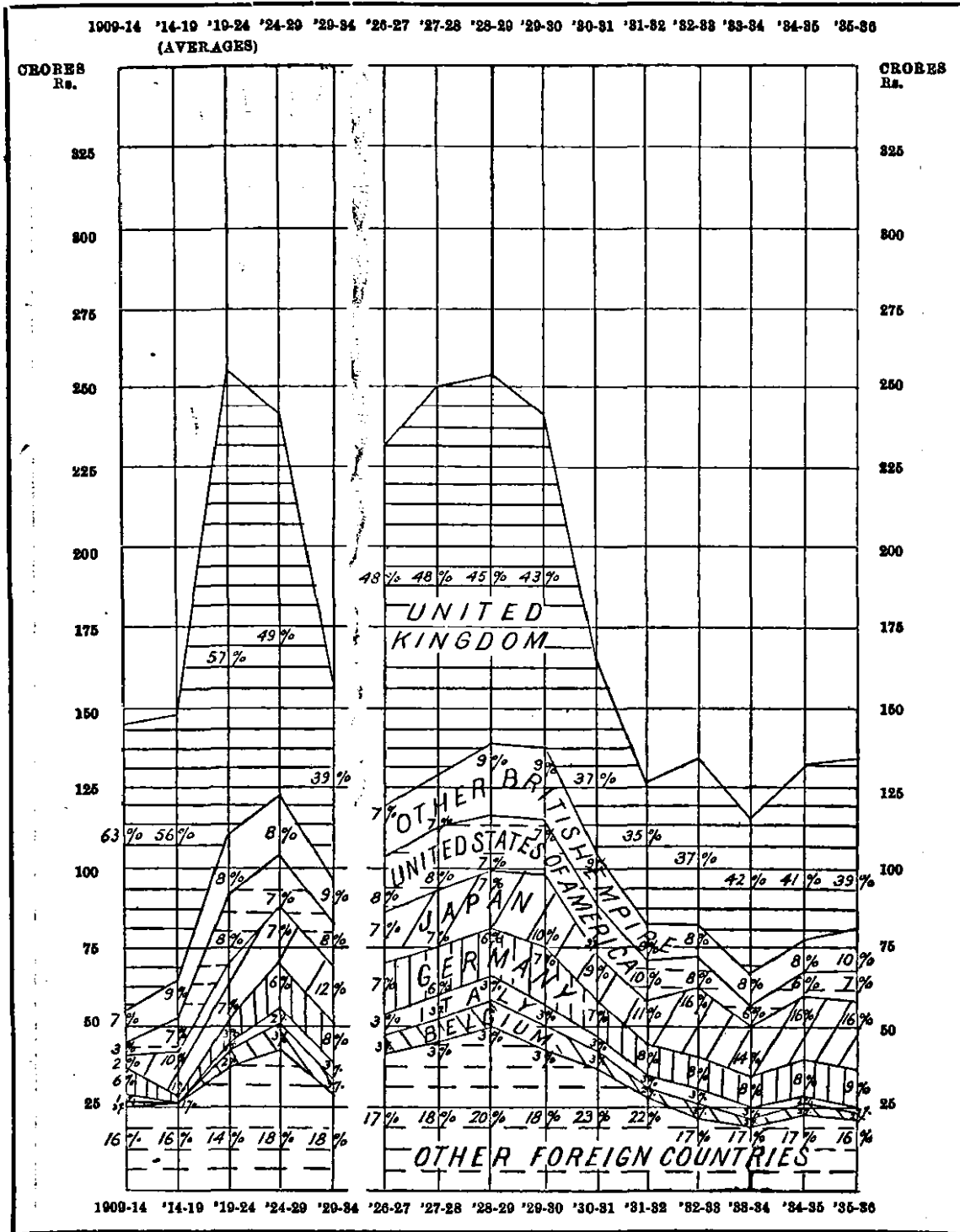
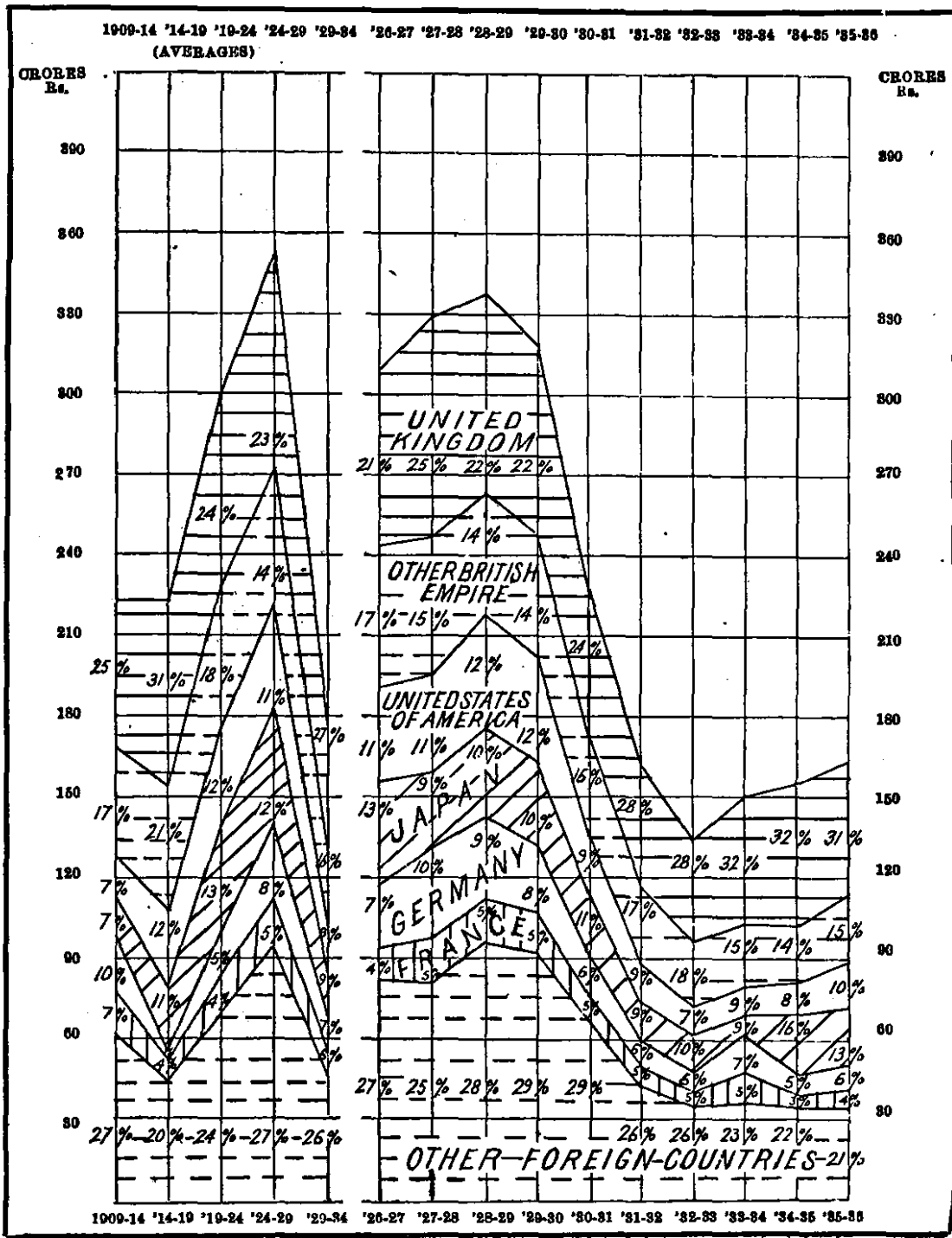


CHART 2.

(b) Variations in the shares of the principal countries in the export trade of British India during the ten years ending 1935-36, as compared with averages of the pre-war, war and post-war quinquennia.

EXPORTS.



INTRODUCTORY NOTE.

1. **Scope of the Returns.**—The object of this Volume is to arrange the statistics of the sea-borne trade of India according to the principal countries with which trade is carried on, and the principal ports in India through which such trade passes. Imports are classified as received from the countries from which they have been consigned and exports are credited to the countries of final destination. Detailed information regarding shipping is also given in this Volume.

2. **Statistical year.**—All tables given in this Volume cover the five official years, April to March, 1931-32 to 1935-36, except the shipping tables Nos. 8 and 9 which show figures for 1935-36 only.

3. **Abstract Tables.**—Tables 1 to 7 and 10 show the shares of each principal country in the total import, export and re-export trade.

Table 1 shows the total value of the imports of merchandise and treasure from each principal country, table 2 gives similar details of the exports, including re-exports, and table 3 shows separately the total figures of the exports and re-exports of merchandise only. In these three tables the countries are grouped under (1) the British Empire and (2) Foreign countries.

In tables 4 to 7 are given the shares of each principal country in the total trade in, and imports, exports and re-exports of, private merchandise, the countries being grouped geographically within each Continent.

Table 8 shows the shares of each maritime province in the total imports and exports, including re-exports, of private merchandise and treasure. Similar details for Government stores and treasure are given in table 9.

In table 10 is shown the total trade in merchandise of each maritime province with each principal country.

Table 11 shows the total imports and exports of merchandise and treasure separately at each port.

4. **Trade at Ports.**—Table 12 shows the quantities and values of the principal articles of merchandise, imported into and exported from each of the chief ports (Calcutta, Balasore, Bombay, Karachi, Fort St. George and Rangoon). The information as regards the chief ports in this table relates to the quantities and values of the principal articles of merchandise entered for export or cleared for import by the Customs at the chief ports. Imported goods, though landed at the ports to which they are accredited, may afterwards be carried in coasting vessels to other ports before passing into consumption. Thus these returns are not, strictly speaking, an exact indication of the imports and exports passing through each port.

5. **Trade with countries.**—Table 13 shows the quantities and values of the principal articles of merchandise, imported from and exported to each principal country, the countries being arranged geographically within each Continent. The trade in each article is recorded separately when its value is ₹10,000 or more. If the value of the trade in any particular article is less than the limit stated, it is generally grouped under the head "all other articles of merchandise".

The articles are arranged in alphabetical order as in Volume I, provision being made for grouping together within the alphabetical order such articles as are related industrially or commercially.

6. **Customs Revenue.**—Tables 14, 15 and 16 give details of the Customs duty collected (a) on imports and exports at each port in each province, (b) in respect of the principal and other articles of imported merchandise, and (c) in respect of the dutiable articles of exported merchandise. In tables 15 and 16 the arrangement of articles follows the classification in the tariff schedules. Table 17 gives the amount of drawbacks paid and duties refunded on the principal and other articles imported and exported.

7. **Dutiable articles allowed free of duty and Bonded goods.**—Table 18 shows the dutiable articles of imported merchandise allowed free of duty for the use of private individuals and institutions, and table 19 shows the quantity of certain principal articles of merchandise imported, which remained in customs bonded warehouses on the last day of each of the official years 1931-32 to 1935-36. The figures do not, however, include duty-paid goods lying in the warehouses outside customs authority.

8. **Trade of Aden.**—The tables relating to the Trade and Navigation of Aden which used to be incorporated in this volume have been excluded therefrom; the statistics will, however, continue to be available from a separate publication entitled "Trade and Navigation report of Aden".

9. **Trade of the French and Portuguese Possessions in India.**—The trade is recorded in separate sets of tables, the trade of the French Possessions being for the five years ending 31st March, 1936. Accounts of the trade of the Portuguese Possessions in India for the five calendar years 1921 to 1925 were published as Supplement to the Annual Statement of the Sea-borne Trade of British India; figures for later years are under compilation.

10. **Shipping Foreign Trade.**—*Entrances and clearances of vessels.*—Vessels bringing cargo from more than one Foreign Port are recorded as entering from the more distant port at which cargo for British India was embarked. Vessels with cargo departing from British India for more than one Foreign Port are recorded as clearing for the most distant port at which cargo from British India is to be disembarked.

Vessels in the Foreign Trade are recorded as entering on the voyage inwards at the first port at which cargo is discharged, and as clearing on the voyage outwards at the last port at which cargo is laden. If on their inward voyage they enter a port in British India to discharge only a part of their cargoes and then proceed to other ports in British India, their clearances and entries after arrival at the first port are recorded in the Coasting Trade, whether they ship "Coasting Cargo" or not, for the foreign voyage is deemed to have ended on arrival at the port where part of the cargo is first discharged. If vessels on the voyage outwards load with part cargo for a Foreign Port, and part for some other port or ports in British India, they are recorded at the first port of departure as cleared in the Coasting Trade and such vessels are again recorded as cleared in the Foreign Trade at the last British Indian port.

Vessels in ballast are recorded both as to entries and clearances in the same way as vessels with cargo.

The classes of vessels which are distinguished in the shipping tables are detailed below:—

British.—Steamers and square-rigged sailing vessels, flying the British flag and registered under the English Merchant Shipping Act, 1894, in any port in the United Kingdom or in a British Possession other than British India.

British Indian.—Steamers and square-rigged sailing vessels, flying the British flag and registered under the Indian Merchant Shipping Act, X of 1841, or other enactment for the time being in force for the registration of ships in British India.

Native craft—

(i) *British.*—Sailing vessels, not square-rigged, flying the British flag but not belonging to any port in British India or in Indian States.

(ii) *British Indian.*—Sailing vessels, not square-rigged, belonging to ports in British India or in Indian States.

(iii) *Foreign.*—Sailing vessels, not square-rigged, flying a flag other than the British flag or that of an Indian State.

Foreign.—Steamers and square-rigged sailing vessels flying a flag other than the British flag.

Abstract table 1 gives the total entries and clearances in each maritime province, and tables 2 and 3 show the countries from which the vessels entered or to which they cleared. In tables 4 and 5 is shown the nationality of these vessels. Tables 6 and 7 give the details of shipping at each port in each province. In tables 8 and 9 are shown for one year only the nationality as well as the countries

(from which entered or to which cleared) of vessels with cargoes and in ballast, respectively. Table 10 shows the number and tonnage of steam-vessels built at each port and table 11 gives similar details of vessels first registered.

11. **Alteration in Countries.**—The list of countries has been revised on the lines prescribed by the Committee set up in terms of Art. 8 of the International Convention relating to Economic Statistics with effect from April 1933.

12. **Charts.**—Diagrams have been added, illustrating the variations in the import and export trade of British India with principal countries during the ten years ending 1935-36, as compared with averages of the pre-war, war and post-war quinquennia.

J. MATTHAI,
Director-General.

DEPARTMENT OF COMMERCIAL INTELLIGENCE
AND STATISTICS, INDIA ;
Calcutta, 10th June, 1937.

Volume II.

CONTENTS.

TABLES RELATING TO THE SEA-BORNE TRADE OF BRITISH INDIA.

No. of Table.		Page
	Charts illustrating (1) Variations in the Trade of British India with Principal Countries during the ten years ending 1935-36, as compared with averages of the pre-war, war and post-war quinquennia.	} frontis. piece
	(2) Variations in the shares of the Principal Countries in the Import and Export trade of British India during the ten years ending 1935-36, as compared with averages of the pre-war, war and post-war quinquennia.	} "
	Introductory Note	i-iii
	Contents	iv-ix
I.—ABSTRACT TABLES—		
Imports of Merchandise and Treasure (including Government transactions)—		
1	From each Country. Value	2
Exports of Private Merchandise and Treasure—		
To each Country. Value—		
2	(a) Total	6
3	(b) Indian Merchandise }	10
	(c) Foreign Merchandise }	
4	Total Trade (Imports, Exports, and Re-exports) in Private Merchandise with each Continent. Value	14
5	Import Trade in Private Merchandise with each Continent. Value	18
6	Export Trade in Private Merchandise (Indian) with each Continent "	18
7	Re-export " " (Foreign) " " " "	20
Share of each Province in the Imports and Exports of Merchandise and Treasure—		
Value—		
8	Private Trade	22
9	Government Stores and Treasure	23
10	Trade of each Province with each Country. Value	24
11	Trade at each Port. Value	30
II.—DETAILED STATEMENT OF THE TRADE AT THE CHIEF PORTS—		
Imports and Exports of Merchandise at Chief Port of each Province. Value—		
12	Calcutta	38
	Balasore	77
	Bombay	78
	Karachi	120
	Fort St. George	151
	Rangoon	183

CONTENTS—continued.

No. of Table.		Page.
	III.—DETAILED STATEMENT OF THE TRADE WITH EACH COUNTRY—	
	I.—Europe—	
13	United Kingdom (<i>including</i> Channel Islands)	213
"	Irish Free State	252
"	U. S. S. R.	253
"	Finland	254
"	Estonia	255
"	Latvia	256
"	Lithuania	257
"	Sweden	258
"	Norway	263
"	Denmark	265
"	Poland (<i>including</i> Danzig)	268
"	Germany	269
"	Netherlands	290
"	Belgium	302
"	Luxemburg	316
"	France	317
"	Spain	330
"	Gibraltar	332
"	Portugal (<i>including</i> Azores and Madeira)	333
"	Malta and Goso	334
"	Switzerland	335
"	Italy (<i>including</i> Fiume)	340
"	Austria	355
"	Hungary	360
"	Czechoslovakia	360
"	Yugo-Slavia (Kingdom of the Serbs, Croats and Slovenes)	364
"	Albania	365
"	Bulgaria	365
"	Roumania	366
"	Greece (<i>including</i> Crete)	367
"	Turkey, European	369
"	Turkey, Asiatic	371
	II.—Asia—	
"	Cyprus	372
"	Syria	373
"	Palestine	375

CONTENTS—*continued.*

No. of Table.	III.—DETAILED STATEMENT OF THE TRADE WITH EACH COUNTRY— <i>continued.</i>	Page.
	II.—Asia— <i>continued.</i>	
13	Aden and Dependencies	376
"	Iraq	383
"	Maskat Territory and Trucial Oman	390
"	Other Native States in Arabia	395
"	Bahrein Islands	400
"	Iran	404
"	Henjam Island	411
"	Afghanistan	412
"	Maldives	413
"	Ceylon (<i>excluding</i> Maldives)	414
"	Straits Settlements	428
"	Federated Malay States	442
"	Non-Federated Malay States	444
"	Sumatra	444
"	Java	446
"	Borneo (British and Dutch)	450
"	Celebes and other Islands	450
"	Dutch New Guinea	451
"	Siam	451
"	French Indo-China	454
"	Philippines	456
"	Macao	457
"	Portuguese Timor	457
"	Japan	458
"	Korea	471
"	Formosa	472
"	Hongkong	472
"	China (<i>exclusive</i> of Hongkong and Macao)	480
"	III.—Africa—	
"	North Africa.	
"	Egypt	488
"	Tripoli (Libya)	493
"	Tunis	494
"	Algeria	495
"	Morocco (Spanish, French, and Tangier)	495
"	Canary Islands	496
"	West Africa.	
"	Gold Coast (<i>including</i> British Mandated Territory of Togoland)	496
"	Nigeria (<i>including</i> British Mandated Territory of Cameroons)	497
"	Belgian Congo (<i>including</i> Ruanda Urundi)	498
"	British, French, Spanish, and Portuguese Possessions in West Africa	499
"	Protectorate of South West Africa	499

CONTENTS—*continued.*

No. of Table.		Page.
	III.—DETAILED STATEMENT OF THE TRADE WITH EACH COUNTRY—<i>continued.</i>	
	III.—Africa—<i>continued.</i>	
13	Union of South Africa	500
"	Rhodesia	504
"	Portuguese East Africa	504
"	Madagascar and Kerguelon	508
"	Reunion	509
"	Zanzibar and Pemba	510
"	Kenya Colony	513
"	Tanganyika Territory	518
"	Uganda Protectorate	521
"	Nyasaland Protectorate	522
"	Italian East Africa (Somáland and Eritrea)	522
"	Somáland (British and French)	524
"	Abyssinia	526
"	Anglo-Egyptian Sudan	526
"	Mauritius and Dependencies	529
"	Seychelles	532
"	Socotra	534
	IV.—America—	
"	Canada	535
"	Bahamas	538
"	Newfoundland and Labrador	539
"	United States	539
"	Bermuda	560
"	Cuba	560
"	Hayti and St. Domingo	561
"	Porto Rico	561
"	West Indies (British and Foreign)	562
"	Mexico	563
"	Guatemala	563
"	Honduras	564
"	San Salvador	564
"	Nicaragua	564
"	Costa Rica	565
"	Colombia	565
"	Panama (including Panama Canal Zone)	566
"	Venezuela	566
"	British Guiana	566
"	Falkland Islands	567
"	Dutch Guiana	568
"	French Guiana	568
"	Brazil	568
"	Paraguay	569

CONTENTS—continued.

No. of Table		Page													
	III.—DETAILED STATEMENT OF THE TRADE WITH EACH COUNTRY—concluded.														
	IV.—America—continued.														
13	<table border="0"> <tr> <td rowspan="6" style="vertical-align: middle; text-align: center;">South America</td> <td style="padding-left: 10px;">Uruguay</td> <td style="text-align: right;">569</td> </tr> <tr> <td style="padding-left: 10px;">Argentine Republic (<i>including the Atlantic Coast of Patagonia</i>)</td> <td style="text-align: right;">570</td> </tr> <tr> <td style="padding-left: 10px;">Chile (<i>including the Pacific Coast of Patagonia</i>)</td> <td style="text-align: right;">571</td> </tr> <tr> <td style="padding-left: 10px;">Peru</td> <td style="text-align: right;">571</td> </tr> <tr> <td style="padding-left: 10px;">Ecuador</td> <td style="text-align: right;">572</td> </tr> <tr> <td style="padding-left: 10px;">Bolivia</td> <td style="text-align: right;">572</td> </tr> </table>	South America	Uruguay	569	Argentine Republic (<i>including the Atlantic Coast of Patagonia</i>)	570	Chile (<i>including the Pacific Coast of Patagonia</i>)	571	Peru	571	Ecuador	572	Bolivia	572	
South America	Uruguay		569												
	Argentine Republic (<i>including the Atlantic Coast of Patagonia</i>)		570												
	Chile (<i>including the Pacific Coast of Patagonia</i>)		571												
	Peru		571												
	Ecuador		572												
	Bolivia	572													
	V.—Australasia and Oceania—														
"	Commonwealth of Australia	573													
"	Territory of Papua	579													
"	Other British Pacific Islands	580													
"	New Zealand	580													
"	Cook Islands	582													
"	Fiji Islands	582													
"	Hawaii	583													
"	Other Islands in the Pacific	584													
	IV.—Customs Duty. Gross amount collected—														
14	At each Port in each Province	586													
15	On Principal and other Articles imported	590													
16	On Articles exported	615													
	V.—Drawbacks and Refunds. Amount—														
17	On principal and other Articles imported and exported	616													
18	VI.—Dutiable Articles of Imported Merchandise allowed Free of Duty. Quantity and Value	638													
	VII.—Bonded Goods—														
19	Principal Articles warehoused under Bond. Quantity	645													
	VIII.—Trade of the French Possessions in India (1931-32 to 1935-36)—														
1	IMPORTS AND EXPORTS . SEA-BORNE, FOREIGN AND COASTING TRADE—Total Value thereof	648													
2	IMPORTS AND EXPORTS . SEA-BORNE, FOREIGN AND COASTING TRADE AT EACH PORT—Value thereof	648													
3	IMPORTS MERCHANDISE — From each Foreign Country and Ports in India—Value thereof	649													
4	EXPORTS MERCHANDISE —To each Foreign Country and Ports in India—Value thereof	649													
5	IMPORTS FROM FOREIGN COUNTRIES —Principal Articles of Merchandise—Quantity and Value	650													
6	EXPORTS TO FOREIGN COUNTRIES—Principal Articles of Foreign and Indian Merchandise—Quantity and Value	651													
7	IMPORTS FROM INDIAN PORTS—Principal Articles of Merchandise—Quantity and Value	652													
8	EXPORTS TO INDIAN PORTS—Principal Articles of Foreign and Indian Merchandise—Quantity and Value	653													

CONTENTS—concluded.

No. of Table.		Page.
SHIPPING.		
I.—ABSTRACT TABLES—		
	Vessels Entered and Cleared with Cargoes and in Ballast. Number and Tonnage—	
1	Into and from each Province	655
	Trade with each Country—	
2	Vessels Entered with Cargoes and in Ballast. Number and Tonnage	657
3	" Cleared " " " " " " " " " "	661
	Nationality of Vessels—	
4	Vessels Entered with Cargoes and in Ballast. Number and Tonnage	665
5	" Cleared " " " " " " " " " "	667
	Shipping at each Port—	
	Vessels Entered and Cleared. Number and Tonnage—	
6	(a) With Cargoes	669
7	(b) In Ballast	685
	II.—DETAILED STATEMENT OF THE TRADE WITH EACH COUNTRY AND NATIONALITY OF VESSELS (1935-36)—	
	Vessels Entered and Cleared. Number and Tonnage—	
8	(a) With Cargoes	699
9	(b) In Ballast	711
	III.—VESSELS BUILT (1931-32 to 1935-36). Number and Tonnage—	
10	At each Port	719
	IV.—VESSELS REGISTERED (1931-32 to 1935-36). Number and Tonnage—	
11	At each Port	723
	INDEX	728

INDEX TO TABLES 1 TO 13

COUNTRIES AND PORTS	Imports	Exports	COUNTRIES AND PORTS	Imports	Exports
	Page	Page		Page	Page
Abyssinia	4, 5, 17, 526	8, 9, 12, 13, 19, 21, 526	Omanus Kofi	34	34
Aden and Dependencies	2, 3, 16, 376-377	6, 7, 10, 11, 18, 20, 378-382	Dutch Gulana	19, 568
Adirampatnam	33	33	Dutch New Guinea	4, 5, 451	8, 9, 12, 13, 14, 18, 451
Afghanistan	8, 9, 12, 13, 18, 20, 412-413	„ West Indies	4, 5
Africa—			Equador	4, 5, 17, 572	19, 572
Italian East	4, 5, 17, 523	8, 9, 12, 13, 19, 21, 523-524	Egypt	4, 5, 17, 488-489	8, 9, 12, 13, 19, 21, 489-493
Portuguese East	4, 5, 17, 504-505	8, 9, 12, 13, 19, 21, 505-508	Rekonla	2, 3, 16, 255-256	8, 7, 10, 11, 18, 256
„ West	17, 490	6, 7, 8, 9, 10, 11, 12, 13, 19, 499	Falkland Islands	19, 567
Akyab	36	33	Federated Malay States	2, 3, 16, 442	6, 7, 10, 11, 18, 20, 442-444
Albania	4, 5, 16, 305	6, 7, 12, 13, 18, 305	Fiji Islands	2, 3, 17, 532	6, 7, 10, 11, 19, 21, 532-533
Algeria	4, 5, 17, 495	8, 9, 12, 13, 19, 495	Finland	2, 3, 16, 254	6, 7, 10, 11, 18, 20, 255
Ammapatnam	34	34	Formosa	4, 5, 16, 472	8, 9, 12, 13, 18, 472
Anglo-Egyptian Sudan	2, 3, 17, 526	6, 7, 10, 11, 19, 21, 526-528	Fort Saint George	32, 151-170	32, 177-182
Argentine Republic	4, 5, 17, 570	8, 9, 12, 13, 19, 21, 570	France	2, 3, 16, 317-324	6, 7, 10, 11, 18, 20, 325-329
Austria	4, 5, 16, 355-358	6, 7, 12, 13, 18, 20, 359	French Gulana	19, 568
Badagara	35	35	French Indo-China	4, 5, 16, 454	8, 9, 12, 13, 18, 20, 455
Bahamas	---	6, 7, 10, 11, 538	„ West Africa	499
Bahrain Islands	2, 3, 16, 400	6, 7, 10, 11, 18, 20, 400-404	„ Possessions in West Africa	499	499
Balassore	30, 77	30, 77	„ Somaliland	4, 5	8, 9, 12, 13
Basseln	36	36	Germany	2, 3, 16, 260-284	6, 7, 10, 11, 18, 20, 285-289
Belgian Congo	498	498	Gibraltar	2, 3, 16, 382	6, 7, 10, 11, 18, 20, 382-383
Belgium	2, 3, 16, 802-811	6, 7, 10, 11, 18, 20, 812-816	Gold Coast	---	497
Bengal	22, 23, 30	22, 23, 30	Gopalpur	32	32
Bermuda	6, 7, 10, 11, 19, 560	Greece (Including Crete)	4, 5, 16, 367	6, 7, 12, 13, 18, 20, 367-368
Bihar and Orissa	22, 30	22, 30	Guatemala	8, 9, 12, 13, 19, 563
Bimlipatam	32	32	Gulana (British)	6, 7, 10, 11, 19, 21, 567
Bolivia	19, 572	„ (Dutch)	19, 568
Bombay	22, 23, 30, 78-108	22, 23, 30, 104-119	„ (French)	19, 568
Borneo	2, 3, 16, 450	18, 20, 450	Hawaii	4, 5, 17, 598	8, 9, 12, 13, 19, 21, 594
„ British	2, 3, 16	6, 7, 10, 11, 18, 20	Hayti and St. Domingo	4, 5, 17, 561	21, 501
„ Dutch	4, 5, 16	8, 9, 12, 13	Henjam Island	4, 5, 16, 411	8, 9, 12, 13, 18, 20, 412
Brazil	4, 5, 17, 568	8, 9, 12, 13, 19, 21, 568-569	Honduras	8, 9, 12, 13, 19, 564
British Gulana	6, 7, 10, 11, 19, 21, 567	Hongkong	2, 3, 16, 472-476	6, 7, 10, 11, 18, 20, 477-480
„ Honduras	6, 7, 10, 11, 19, 564	Honavar	31	31
„ Possessions in West Africa	17, 499	19, 499	Hungary	4, 5, 16, 360	6, 7, 12, 13, 18, 20, 360
„ West India Islands	2, 3	6, 7, 10, 11	Iran	4, 5, 16, 404-406	8, 9, 12, 13, 18, 20, 406-411
Broach	31	31	Iraq	4, 5, 16, 383-384	8, 9, 12, 13, 18, 20, 385-389
Bulgaria	4, 5, 16, 365	6, 7, 12, 13, 18, 365	Irish Free State	2, 3, 16, 252	6, 7, 10, 11, 18, 252
Burma	22, 23, 36	22, 23, 36	Islands in the Pacific	8, 9, 12, 13, 19, 574
Calcutta	30, 32-64	30, 64-77	Italian East Africa	4, 5, 17, 522	8, 9, 12, 13, 19, 21, 523-524
Calcutt	35	35	Italy (Including Fiume)	4, 5, 16, 340-350	6, 7, 10, 11, 18, 20, 351-354
Callingapatam	32	32	Japan	4, 5, 16, 458-468	8, 9, 12, 13, 18, 20, 468-471
Canada	2, 3, 17, 535-537	6, 7, 10, 11, 19, 21, 537-538	Java	4, 5, 16, 446-447	8, 9, 12, 13, 18, 20, 447-449
Canary Islands	4, 5, 17, 496	8, 9, 496	Karachi	31, 120-142	31, 143-150
Cannanore	35	35	Katikal	33	33
Celebes and other Islands	4, 5, 16, 450	8, 9, 12, 13, 18, 20, 451	Karwar	31	31
Ceylon	2, 3, 16, 414-419	6, 7, 10, 11, 18, 20, 419-427	Kenya Colony	2, 3, 17, 513-514	6, 7, 10, 11, 19, 21, 514-518
Chile	4, 5, 17, 571	8, 9, 12, 13, 19, 21, 571	Kilakaral	34	34
China	4, 5, 16, 460-484	8, 9, 12, 13, 18, 20, 484-497	Korea	8, 9, 12, 13, 18, 472
Chittagong	30	30	Koyapatnam	34	34
Colocada	32	32	Kulasekharapatnam	35	35
Cochin	35	35	Kyaukpyu	36	36
Colombia	4, 5, 17, 565	19, 21, 565	Latvia	2, 3, 16, 250	6, 7, 10, 11, 18, 257
Commonwealth of Australia	2, 3, 17, 578-576	6, 7, 10, 11, 19, 21, 578-579	Lithuania	2, 3, 16, 257	6, 7, 10, 11, 18, 257
Cook Islands	6, 7, 10, 11, 19, 582	Luxemburg	2, 3, 16, 310	20
Coondapoor	35	35	Macao	4, 5, 14, 16, 457
Costa-Rica	---	8, 9, 12, 13, 19, 565	Madagascar and Kerguelon	4, 5, 17, 508	8, 9, 12, 13, 19, 21, 509
Cuba	4, 5, 17, 560	19, 560	Madras	22, 23, 32	22, 23, 32-36
Cuddalore	32	32	Maldives	2, 3, 16, 413	6, 7, 10, 11, 18, 20, 413
Cyprus	2, 3, 16, 372	6, 7, 10, 11, 18, 20, 372	Malpe	35	35
Czecho-Slovakia	4, 5, 16, 360-363	6, 7, 12, 13, 18, 20, 363	Malta and Gozo	2, 3, 16, 334	6, 7, 10, 11, 18, 20, 335
Denmark	2, 3, 16, 285-286	6, 7, 10, 11, 18, 19, 286-287	Malwan	31	31
			Mangalore	35	35

INDEX TO TABLES 1 TO 13—continued

COUNTRIES AND PORTS	Imports		Exports		COUNTRIES AND PORTS	Imports		Exports	
		Page		Page			Page		Page
Maskat Territory and Trucial Oman	4, 5, 16, 390		8, 9, 12, 13, 18, 20	301-305	Seychelles	2, 3, 17, 532		6, 7, 10, 11, 19, 21,	532-534
Maunipatam	32		32		Siem	4, 5, 16, 451		8, 9, 12, 13, 18, 20,	452-454
Mauritius and Dependencies	2, 3, 17, 529		6, 7, 10, 11, 19, 21	529-532	Sind	22, 23, 31		22, 23, 31	
Mergul	36		36		Socotra	2, 3, 17, 534		6, 7, 10, 11, 19, 21,	534
Mexico	4, 5, 563		8, 9, 12, 13, 19, 563		Somaland (British and French)	2, 3, 17, 524		6, 7, 10, 11, 524-525	
Morocco (Spanish, French and Tangier)	4, 5, 17, 495		8, 9, 12, 18, 19, 496		" British	2, 3, 17		6, 7, 10, 11, 19, 21	
Moulmein	37		37		" French	4, 5		8, 9, 12, 18	
Negapatam	33		33		Spain	4, 5, 16, 330		6, 7, 10, 11, 18, 20,	330-331
Netherlands	2, 3, 16, 290-297		6, 7, 10, 11, 18, 20,	298-301	Spanish Possessions in West Africa	499		499	
Newfoundland and Labrador	2, 3, 17, 539		6, 7, 10, 11, 19, 539		Straits Settlements	2, 3, 16, 428-435		6, 7, 10, 11, 18, 20,	436-441
New Guinea (Dutch)	4, 5, 16, 451		8, 9, 12, 13, 14, 18,	451	Sumatra	4, 5, 16, 444		8, 9, 12, 13, 18, 20,	445
New Zealand	2, 3, 17, 580		6, 7, 10, 11, 19, 21,	581-582	Sweden	2, 3, 16, 258-261		6, 7, 10, 11, 18, 20,	262
Nicaragua		8, 9, 12, 13, 19, 564		Switzerland	4, 5, 16, 335-339		6, 7, 10, 11, 18, 20,	339-340
Nigeria		497		Syria	4, 5, 16, 378		8, 9, 12, 13, 18, 23,	378-374
Non-Federated Malay States	2, 3, 16, 444		6, 7, 10, 11, 18, 444		Tanganyika Territory	2, 3, 17, 516		6, 7, 10, 11, 19, 21,	519-521
Norway	2, 3, 16, 263-264		6, 7, 10, 11, 20,	264-265	Tavoy	37		37	
Nyasaland Protectorate	2, 3, 17, 522		6, 7, 10, 11, 19, 21,	522	Tellicherry	35		35	
Other British Pacific Islands		6, 7, 10, 11, 580		Territory of Papua		6, 7, 10, 11, 19, 21,	579-580
Other Native States in Arabia	4, 5, 16, 395		8, 9, 12, 13, 18, 20,	396-400	Trinulavassal	36		36	
Pacific—Islands in the (not British)		8, 9, 12, 13, 19, 584		Tondl	34		34	
Palestine	2, 3, 16, 375		6, 7, 10, 11, 18, 20,	375	Topputtural	38		38	
Pamban	34		34		Tripoll	4, 5, 17, 493		8, 9, 12, 13, 19, 21,	493-494
Panama	4, 5, 17, 566		19, 566		Tunk		8, 9, 12, 13, 19, 21,	494-495
Paraguay		19, 569		Turkey, Asiatic	4, 5, 16, 371		8, 9, 12, 13, 18, 20,	371-372
Peru	4, 5, 17, 571		19, 21, 571		" European	4, 5, 16, 369		8, 9, 12, 13, 18, 20,	369-370
Philippines	4, 5, 16, 456		8, 9, 12, 13, 18, 20,	456-457	Tuticorin	34		34	
Point Calimare	33		33		Uganda Protectorate	2, 3, 17, 521		6, 7, 10, 11, 19, 21,	521
Poland (including Danzig)	2, 3, 16, 268		6, 7, 10, 11, 18, 268		Union of South Africa	2, 3, 17, 500		6, 7, 10, 11, 19, 21,	501-503
Ponnani	35		35		United Kingdom (including Channel Islands)	2, 3, 16, 213-240		6, 7, 10, 11, 18, 20,	243-251
Porto Novo	33		33		United States of America	4, 5, 17, 539-553		8, 9, 12, 13, 19, 21,	554-559
Porto Rico	4, 5, 17, 561		561		Uruguay	4, 5, 17, 569		19, 21, 569-570	
Portugal (including Azores and Madeira)	4, 5, 16, 333		6, 7, 10, 11, 18, 20,	334	U. S. S. E.	2, 3, 16, 253		6, 7, 10, 11, 18, 20,	253
Portuguese East Africa	4, 5, 17, 504-505		8, 9, 12, 13, 19, 21,	505-508	Velanganni	33		33	
" Possessions in West Africa	499		499		Venusuela		19, 566	
" Timor		8, 9, 12, 13, 18, 457		Venguria	31		31	
" West Africa	4, 5			Victoria Point	37		37	
Protectorate of South West Africa		6, 7, 10, 11, 19, 499		Visagapatam	32		32	
Rangoon	36, 233-204		36, 205-212		West Africa	17, 490		6, 7, 8, 9, 10, 11, 12,	13, 19, 490
Reunion	4, 5, 17, 569		8, 9, 12, 13, 19, 21,	569	" India	17, 562		8, 9, 12, 13, 19, 21,	562-563
Rhodesia	2, 3, 17, 504		6, 7, 10, 11, 19, 21,	504	Yugoslavia (Kingdom of the Serbs, Croats and Slovenes)	4, 5, 16, 304		6, 7, 12, 13, 18, 364	
Roumania	4, 5, 16, 366		6, 7, 12, 13, 18, 20,	366	Zanzibar and Pemba	2, 3, 17, 510		6, 7, 10, 11, 19, 21,	510-513
Sandoway	37		37						
San-Salvador		8, 9, 12, 13, 19, 564						

MISCELLANEOUS.

	Page	Shipping—contd.	Page
French possessions in India—Trade of the Shipping:—	647-653	Abstract Tables—contd.	
Abstract Tables—		Vessels entered and cleared from and to each port—	
Vessels entered into each province	655	With cargoes	660-684
" cleared from " "	656	In ballast	685-698
" entered from each country	657-660	General Tables—	
" cleared to " "	661-664	Vessels entered and cleared with cargoes	699-710
Nationality of vessels entered	665, 666	" " " " in ballast	711-718
" " cleared	667, 668	" built at each port	719-722
		" registered at each port	723-726